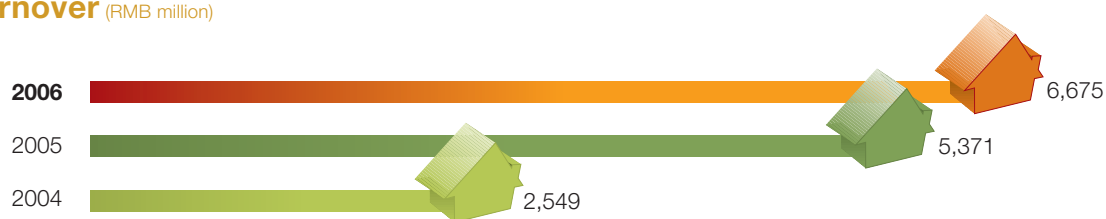


Financial Highlight

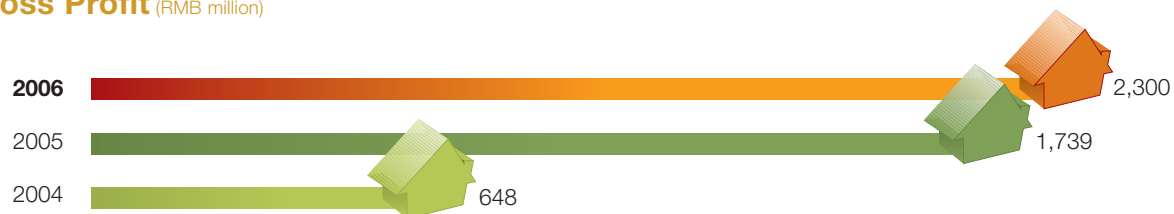
	Year ended 31 December		
	2006 RMB Million	2005 RMB Million	Year-on-year % change
Turnover	6,675	5,371	24.3
Gross profit	2,300	1,739	32.3
Operating profit	1,915	1,468	30.4
Net profit attributable to shareholders	1,242	979	26.9
Earnings per share (RMB)	0.355	0.386	-8.0
Dividend per share (HKD)	0.12	0.028	328.6

“ Turnover Grew by  24.3% ”

Turnover (RMB million)



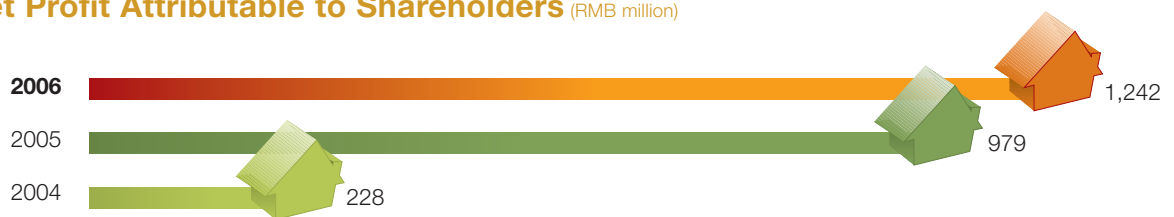
Gross Profit (RMB million)



Operating Profit (RMB million)



Net Profit Attributable to Shareholders (RMB million)



Total Assets (RMB million)



Capital and Reserves Attributable to the Company' Equity Holders (RMB million)



Cash and Bank Balances (RMB million)

