


FINANCIAL HIGHLIGHTS

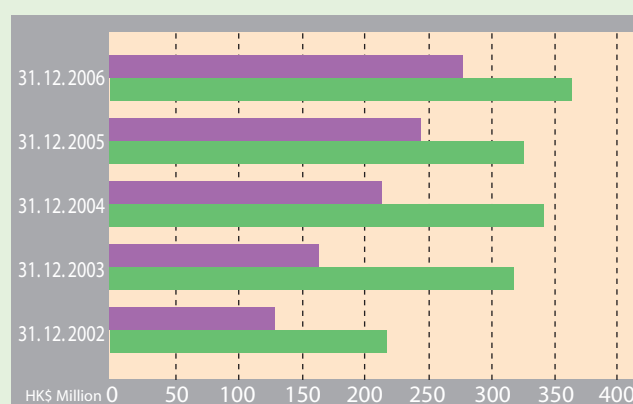
	12 months ended				9 months ended
	31.12.2006	31.12.2005	31.12.2004	31.12.2003	31.12.2002
Revenue (HK\$'000)	4,397,359	3,802,398	3,583,751	3,310,309	2,436,567
Increase in revenue					
in percentage	15.65%	6.10%	8.26%	N/A	N/A
Revenue analysis:					
1. Retail					
a. Mainland China	2,050,979	1,716,268	1,477,645	1,251,322	840,610
b. Australia & New Zealand	867,787	776,221	800,014	585,124	412,088
2. Export	1,254,136	1,148,110	1,144,528	1,266,510	981,686
3. Others	224,457	161,799	161,564	207,353	202,183
Operating margin (after finance costs) (%)	8.24%	8.57%	9.52%	9.62%	8.92%
Profit attributable to equity holders of the Company (HK\$'000)	271,582	242,809	219,193	164,844	128,694
Increase in profit attributable to equity holders of the Company in percentage	11.85%	10.77%	32.97%	N/A	N/A
Equity attributable to equity holders of the Company	1,723,002	1,663,138	1,470,253	1,342,398	1,250,604
Working capital (HK\$'000)	819,758	936,572	939,877	948,632	905,684
Total liabilities to equity ratio	1.07	0.96	0.96	1.00	0.93
Net cash/(bank borrowings) to equity ratio	0.42	0.62	0.76	0.69	0.53
Current ratio	1.45	1.59	1.68	1.74	1.83
Inventory turnover (days)	51	54	57	56	59
Return on total assets (%)	7.32%	7.12%	7.24%	5.73%	5.00%
Return on equity (%)	15.76%	14.60%	14.91%	12.28%	10.29%
Return on sales (%)	6.18%	6.39%	6.12%	4.98%	5.28%
Earnings per share (HK cents)					
Basic	25.79	23.80	21.91	16.47	12.86
Diluted	25.60	23.35	21.59	16.37	N/A
Dividend per share (HK cents)	25.44	23.80	13.20	10.20	10.20

FINANCIAL HIGHLIGHTS

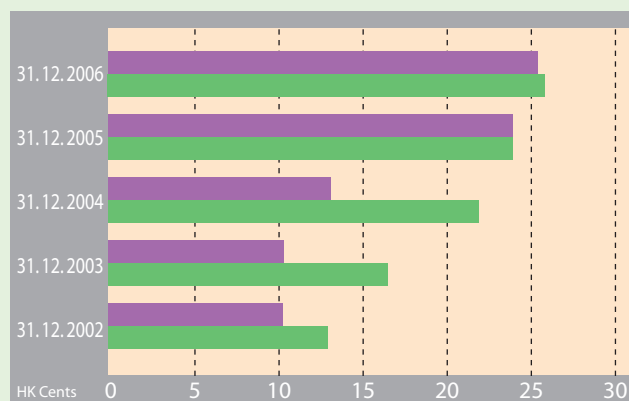
OPERATING MARGIN (AFTER FINANCE COSTS)



OPERATING PROFIT AND PROFIT ATTRIBUTABLE TO EQUITY HOLDERS OF THE COMPANY

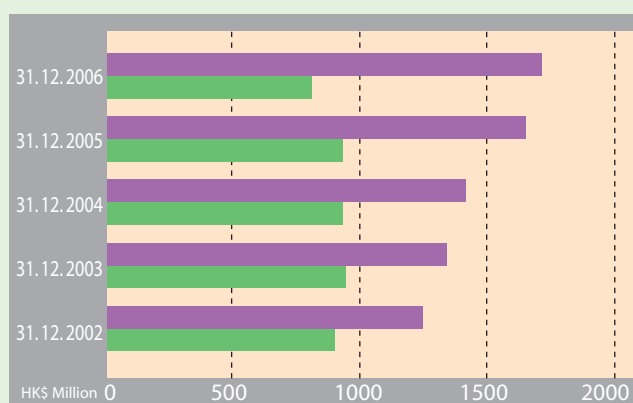


BASIC EARNINGS PER SHARE AND DIVIDEND PER SHARE



■ Dividend per share
■ Basic earnings per share

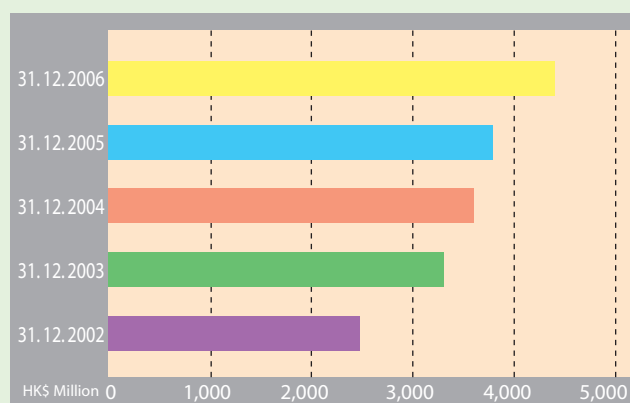
WORKING CAPITAL AND EQUITY ATTRIBUTABLE TO EQUITY HOLDERS OF THE COMPANY



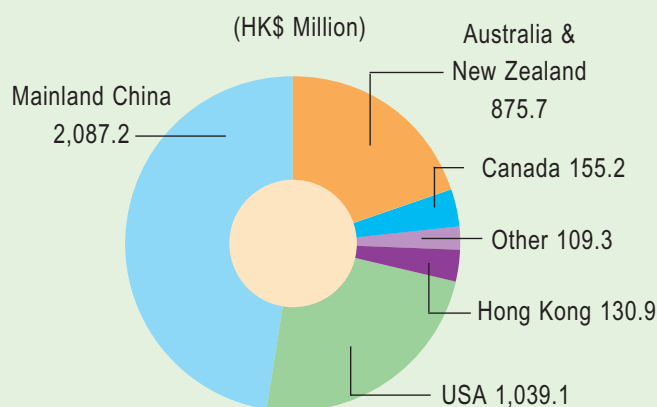
■ Equity attributable to equity holders of the Company
■ Working capital

FINANCIAL HIGHLIGHTS

REVENUE (HK\$ Million)



REVENUE BY GEOGRAPHICAL LOCATIONS



TURNOVER BY ACTIVITIES (HK\$ Million)

