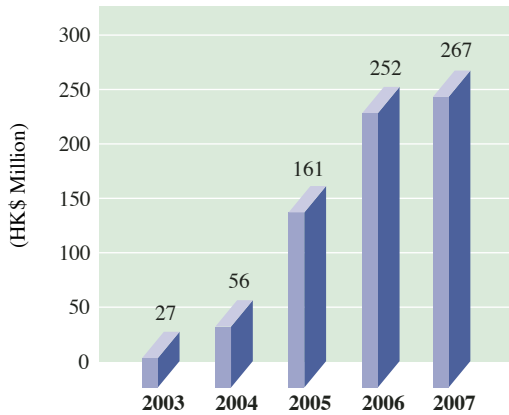
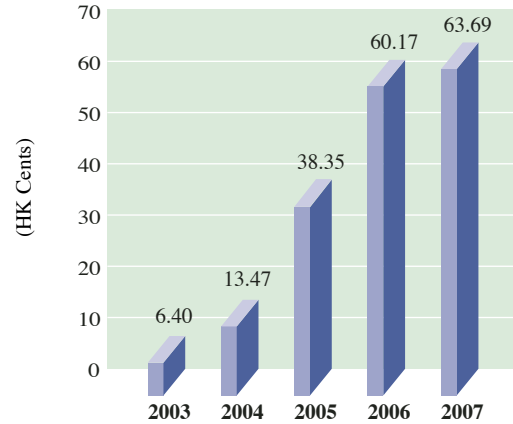


Financial Summary

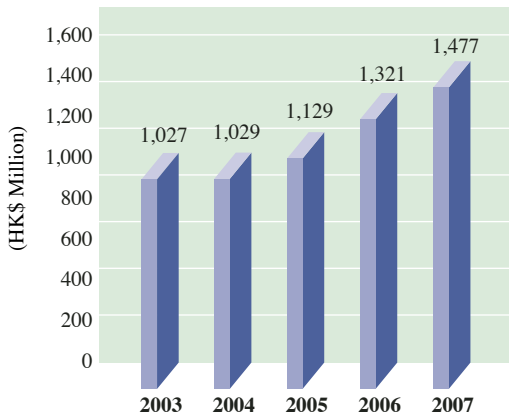
**Profit for the Year (note 1)
ended 20th February**



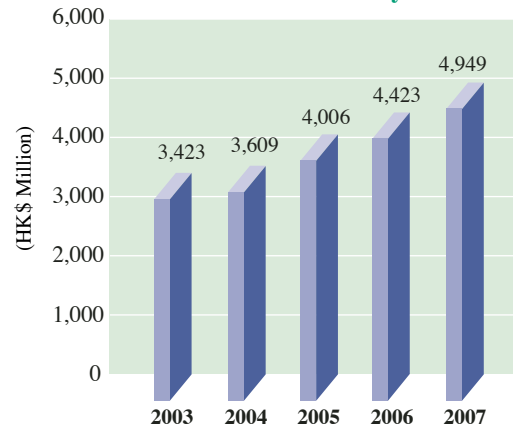
**Earnings per Share (note 2)
for the year ended 20th February**



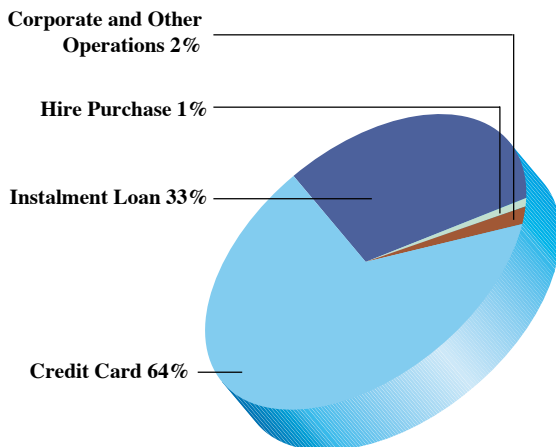
**Shareholders' Equity (note 3)
at 20th February**



**Total Assets (note 4)
at 20th February**



Turnover (note 5)



Notes:

1. Represents the consolidated profit for the financial years ended 20th February 2003, 2004, 2005, 2006 and 2007.
2. Represents the consolidated earnings per share for the financial years ended 20th February 2003, 2004, 2005, 2006 and 2007.
3. Represents the consolidated shareholders' equity at 20th February 2003, 2004, 2005, 2006 and 2007.
4. Represents the consolidated total assets at 20th February 2003, 2004, 2005, 2006 and 2007.
5. Represents the respective percentage of turnover by business segments for the financial year ended 20th February 2007.

Financial Summary

A summary of the consolidated results and of the consolidated total assets and liabilities for the last five financial years, as extracted from the audited consolidated financial statements is set out below:

CONSOLIDATED RESULTS					
	For the year ended 20th February				
	2003 (Restated) HK\$'000	2004 (Restated) HK\$'000	2005 (Restated) HK\$'000	2006 (Restated) HK\$'000	2007 HK\$'000
Turnover	<u>782,144</u>	<u>790,752</u>	<u>887,540</u>	<u>955,079</u>	<u>1,020,351</u>
Profit before tax	26,509	74,275	195,155	305,949	319,750
Income tax expense	<u>305</u>	<u>(17,888)</u>	<u>(34,538)</u>	<u>(53,966)</u>	<u>(53,054)</u>
Profit for the year	<u>26,814</u>	<u>56,387</u>	<u>160,617</u>	<u>251,983</u>	<u>266,696</u>
Earnings per share	<u>6.40 cents</u>	<u>13.47 cents</u>	<u>38.35 cents</u>	<u>60.17 cents</u>	<u>63.69 cents</u>
Dividend per share	<u>13.00 cents</u>	<u>14.00 cents</u>	<u>16.00 cents</u>	<u>18.00 cents</u>	<u>26.00 cents</u>
CONSOLIDATED TOTAL ASSETS AND LIABILITIES					
	At 20th February				
	2003 (Restated) HK\$'000	2004 (Restated) HK\$'000	2005 (Restated) HK\$'000	2006 (Restated) HK\$'000	2007 HK\$'000
Total assets	3,423,446	3,609,124	4,005,887	4,423,392	4,949,362
Total liabilities	<u>(2,396,250)</u>	<u>(2,579,981)</u>	<u>(2,876,668)</u>	<u>(3,102,847)</u>	<u>(3,472,368)</u>
Shareholders' equity	<u>1,027,196</u>	<u>1,029,143</u>	<u>1,129,219</u>	<u>1,320,545</u>	<u>1,476,994</u>

Note: The Hong Kong Institute of Certified Public Accountants has issued a number of new standards, amendments and interpretations ("new HKFRS") in the current year that are effective for accounting periods beginning on or after 1st December 2005 or 1st January 2006. Information on the change in accounting policy for the preparation of consolidated financial statements resulting from initial application of HKAS 27 (Revised) is provided in note 2 to the consolidated financial statements on pages 52 to 54. Financial information for 2003 to 2006 are restated to take into account the effect of the adoption of HKAS 27 (Revised).