

# Financial Summary

For the financial year (in HK\$'000) 財務年度 (千港元)	2007 二零零七年	2006 二零零六年	2005 二零零五年	2004 二零零四年	2003 二零零三年 (restated) (重列)
Revenue 收入	<b>636,848</b>	484,674	357,386	268,232	205,755
Gross profit 毛利	<b>261,935</b>	185,049	133,161	80,872	53,244
Profit (loss) before taxation 除稅前溢利(虧損)	<b>96,405</b>	46,739	18,379	5,087	(69,375)
Taxation (charge) credit 稅項(扣除)入賬	<b>(18,074)</b>	(7,941)	(3,603)	(2,728)	939
Profit (loss) before minority interest 未計少數股東權益前溢利(虧損)	<b>78,331</b>	38,798	14,776	2,359	(68,436)
Minority interest 少數股東權益	—	—	—	4	—
Net profit (loss) for the year 當年純利(淨虧損)	<b>78,331</b>	38,798	14,776	2,363	(68,436)
Dividends paid 已付股息	<b>15,100</b>	6,800	1,600	—	—
Basic earnings (loss) per share (HK\$) 基本每股盈利(虧損)(港元)	<b>0.39</b>	0.19	0.07	0.01	(0.34)

At (in HK\$'000) 於年度終結日(千港元)	31 March 2007 二零零七年 三月三十一日	31 March 2006 二零零六年 三月三十一日	31 March 2005 二零零五年 三月三十一日 (restated) (重列)	31 March 2004 二零零四年 三月三十一日 (restated) (重列)	31 March 2003 二零零三年 三月三十一日 (restated) (重列)
Non-current Assets 非流動資產	<b>162,355</b>	129,318	100,025	100,926	110,273
Current Assets 流動資產	<b>327,076</b>	270,487	218,590	159,451	181,321
Bank Balances and Cash 銀行結存及現金	<b>68,338</b>	55,092	28,524	31,835	12,614
Current Liabilities 流動負債	<b>165,958</b>	139,840	115,577	73,566	109,117
Net Current Assets 流動資產淨值	<b>161,118</b>	130,647	103,013	85,885	72,204
Non-current Liabilities 非流動負債	<b>26,950</b>	33,897	9,721	6,670	4,699
Net Assets 資產淨值	<b>296,523</b>	226,068	193,317	180,141	177,778

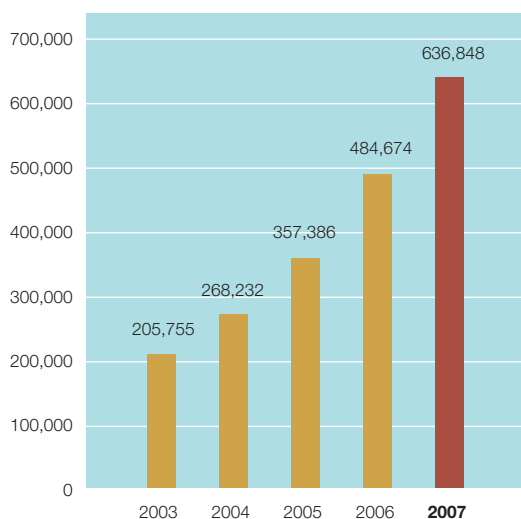
Note: Certain figures set out above are restated due to the adoption of a number of new and revised accounting policies.

附註：上列部份數據因應採納新的及修訂的會計政策而重列。

# 財務資料概覽

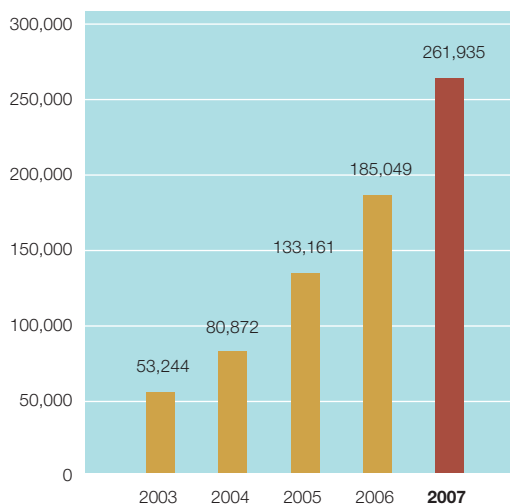
## REVENUE 收入

HK\$'000  
千港元



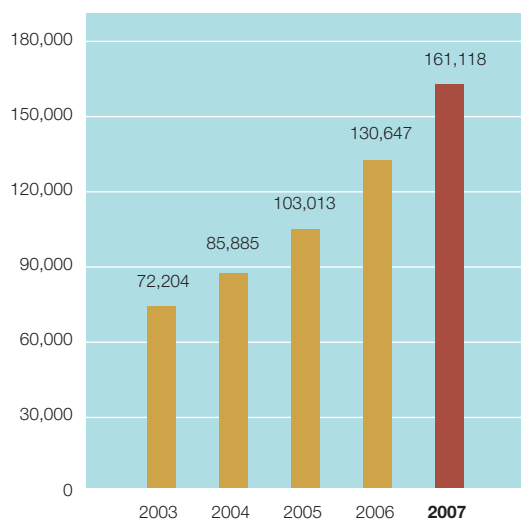
## GROSS PROFIT 毛利

HK\$'000  
千港元



## NET CURRENT ASSETS 流動資產淨值

HK\$'000  
千港元



## NET ASSETS 資產淨值

HK\$'000  
千港元

