

Financial and Operating Highlights

Consolidated Income Statements

(Amounts expressed in millions of RMB)

For the year ended 31 December	2003	2004	2005	2006	2007
Net operating revenue	9,951	13,584	17,994	24,899	32,829
Profit before taxation	2,858	3,663	3,863	4,664	5,836
Taxation	(989)	(919)	(813)	(1,081)	(1,446)
Net profit for the year attributable to:	1,869	2,744	3,050	3,583	4,390
– Equity holders of the Company	1,812	2,293	2,351	2,778	3,406
– Minority interests	57	451	699	805	984

Note: No analysis of turnover by geographical location has been prepared as 100% of turnover comes from the PRC, and no contribution to profit from any of the geographical location is substantially out of line with normal ratio of profit to turnover.

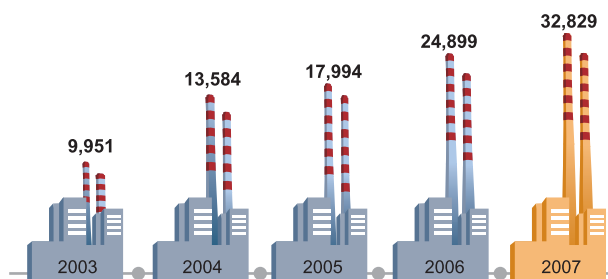
Consolidated Balance Sheet

(Amounts expressed in millions of RMB)

As at 31 December	2003	2004	2005	2006	2007
Total assets	35,544	49,475	64,536	90,711	121,773
Total liabilities	(18,582)	(30,396)	(43,807)	(63,510)	(87,532)
Minority interests	(1,241)	(1,969)	(2,404)	(3,305)	(4,643)
Shareholders' equity	15,721	17,110	18,325	23,896	29,598

Consolidated Operating Revenue

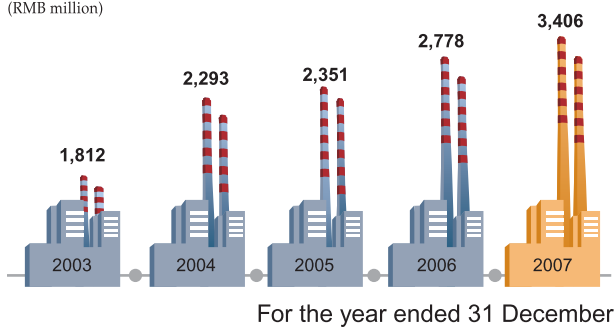
(RMB million)



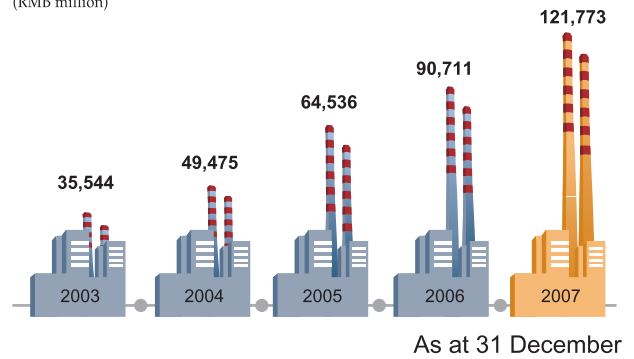
For the year ended 31 December



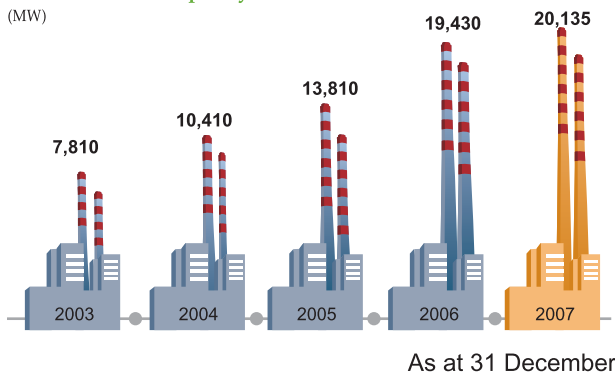
Consolidated Profit Attributable to Equity Holders of the Company
(RMB million)



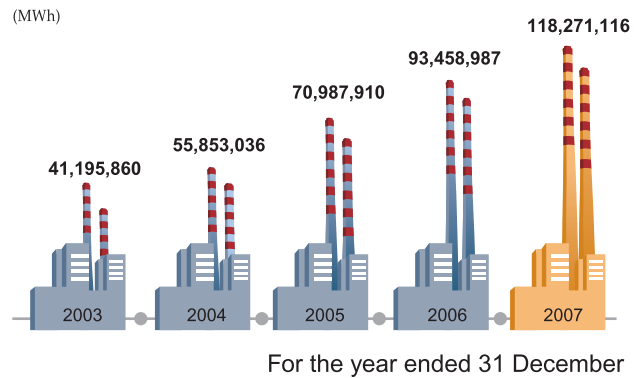
Total Consolidated Assets
(RMB million)



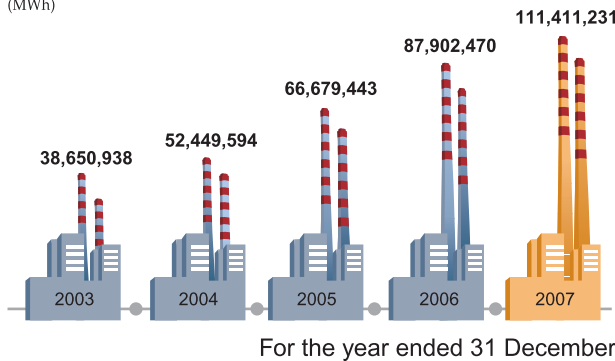
Total Installed Capacity
(MW)



Gross Generation
(MWh)



On-grid Generation
(MWh)



Equivalent Availability Factor
(%)

