

# 08

Annual Report  
年報



**Chevalier Pacific**

Holdings Limited

其士泛亞控股有限公司

(Incorporated in Bermuda with limited liability)

(於百慕達註冊成立之有限公司)

(Stock Code 股份代號: 508)

## Contents

### 目錄

2	Financial Summary 財務概要	22	Financial Review 財務評述	43	Consolidated Balance Sheet 綜合資產負債表
6	Corporate Information 公司資料	25	Information of Investment Property 投資物業資料	45	Balance Sheet 資產負債表
9	Business at a glance 業務概覽	26	Corporate Governance Report 企業管治報告書	46	Consolidated Statement of Changes in Equity 綜合權益變動表
12	Chairman's Statement 主席報告	32	Report of the Directors 董事會報告書	47	Consolidated Cash Flow Statement 綜合現金流動表
15	Management Discussion and Analysis 管理層討論及分析	40	Independent Auditor's Report 獨立核數師報告書	48	Notes to the Financial Statements 財務報表附註
18	Management Profile 管理層簡介	42	Consolidated Income Statement 綜合收益表		

## Financial Calendar

### 財務日誌

Event 事項	Date 日期
Announcement of Interim Results 中期業績公佈	12th December 2007 二零零七年十二月十二日
Announcement of Final Results 末期業績公佈	16th July 2008 二零零八年七月十六日
Book Close Dates 截止過戶日期	
Interim Dividend 中期股息	2nd to 4th January 2008 二零零八年一月二日至四日
Final Dividend 末期股息	23rd to 26th September 2008 二零零八年九月二十三日至二十六日
Annual General Meeting 股東週年大會	26th September 2008 二零零八年九月二十六日
Payment of Dividends 派發股息	
Interim dividend of HK3.0 cents per share 中期股息每股港幣3.0仙	9th January 2008 二零零八年一月九日
Final dividend of HK7.0 cents per share 末期股息每股港幣7.0仙	9th October 2008 二零零八年十月九日




# Financial Summary

## 財務概要

		2008 二零零八年 HK\$ Million 港幣百萬元	2007 二零零七年 HK\$ Million 港幣百萬元
<b>Segment revenue of continuing operations</b>	<b>持續經營業務分類收益</b>		
Food and beverages	餐飲		
Hong Kong	香港	265	220
Singapore	新加坡	25	24
Mainland China	中國內地	9	6
		<b>299</b>	<b>250</b>
Investments in securities – Hong Kong	證券投資 – 香港	12	10
<b>Total segment revenue</b>	<b>總分類收益</b>	<b>311</b>	<b>260</b>
<b>Segment performance of continuing operations</b>	<b>持續經營業務分類表現</b>		
Food and beverages	餐飲		
Segment result	分類業績	9	15
Share of result of associate	所佔聯營公司業績	10	1
		<b>19</b>	<b>16</b>
Investments in securities	證券投資	4	17
<b>Total segment performance</b>	<b>總分類表現</b>	<b>23</b>	<b>33</b>


### 2008

Segment revenue of continuing operations by geographical areas  
持續經營業務按地區分類收益



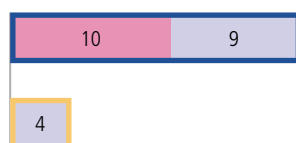
### 2007

Segment revenue of continuing operations by geographical areas  
持續經營業務按地區分類收益



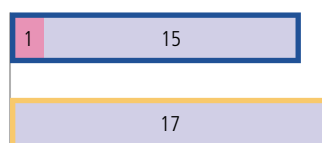
### 2008

Segment performance of continuing operations by entities  
持續經營業務按企業分類表現



### 2007

Segment performance of continuing operations by entities  
持續經營業務按企業分類表現



■ Hong Kong 香港    
 ■ Singapore 新加坡    
 ■ Mainland China 中國內地    
 ■ Investments in securities 證券投資    
 ■ Food and beverages 餐飲    
 ■ Associates 聯營公司    
 ■ Subsidiaries 附屬公司

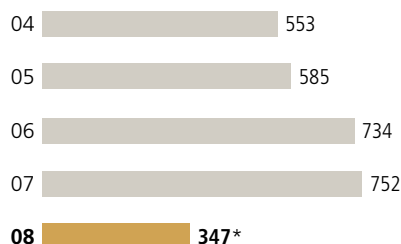
The following is a summary of the total assets, total liabilities, share capital and results of the Group as of and for the five years ended 31st March 2008.

下列為本集團於及截至二零零八年三月三十一日止過往五年內之總資產、總負債、股本及業績概況。

Financials (HK\$ Million)	財務項目 (港幣百萬元)	2004	2005	2006	2007	2008
Total assets	總資產	473	460	631	749	<b>717</b>
Total liabilities	總負債	89	82	220	268	<b>124</b>
Minority interests	少數股東權益	0.17	0.18	0.18	0.20	–
Total equity	總權益	384	378	411	481	<b>593</b>
Share capital	股本					
– in number (Million)	– 數目 (百萬股)	171	171	171	190	<b>216</b>
– in value (HK\$0.50 per share)	– 數值 (每股港幣0.5元)	86	86	86	95	<b>108</b>
Revenue	收益	553	585	734	752	<b>347*</b>
Profit attributable to equity holders of the Company	本公司股權持有人應佔溢利	23	2	37	34	<b>26</b>
<b>Per Share Basis (HK\$)</b>		<b>每股計算 (港幣元)</b>				
Earnings	盈利	0.13	0.01	0.22	0.19	<b>0.12</b>
Dividends	股息	0.05	0.02	0.08	0.07	<b>0.10</b>
Net asset value (at book value)	資產淨值 (按帳面值)	2.24	2.21	2.40	2.53	<b>2.75</b>

#### Revenue 收益

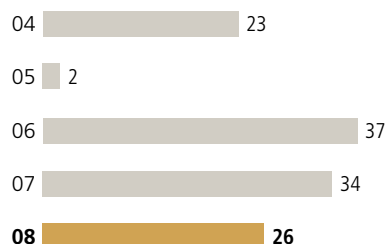
(HK\$ Million 港幣百萬元)



#### Profit attributable to equity holders of the Company

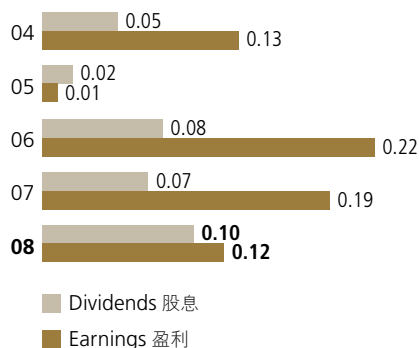
本公司股權持有人應佔溢利

(HK\$ Million 港幣百萬元)



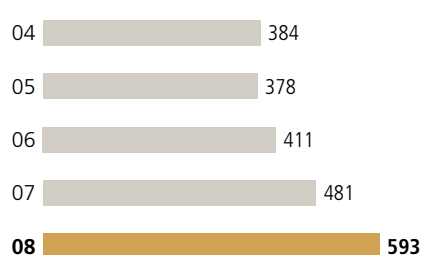
#### Earnings and dividends 盈利及股息

(Per Share Basis HK\$ 每股計算港幣)



#### Total equity 總權益

(HK\$ Million 港幣百萬元)



\* Revenue for the year ended 31st March 2008 decreased since the Group disposed of its Computer and Information Communication Technology business during the year.

\* 截至二零零八年三月三十一日止年度收益下跌乃由於本集團於年內出售電腦及資訊通訊科技業務。









# Corporate Information

## 公司資料

### EXECUTIVE DIRECTORS

CHOW Yei Ching (*Chairman*)  
CHOW Vee Tsung, Oscar (*Managing Director*)  
KUOK Hoi Sang  
Lily CHOW  
CHANG Wan Lung, Robert  
HO Sai Hou

### INDEPENDENT NON-EXECUTIVE DIRECTORS

Shinichi YONEHARA  
WU King Cheong  
LEUNG Kwong Kin  
LAU Kai Shu, Frank

### SECRETARY

HO Sai Hou

### AUDITOR

PricewaterhouseCoopers  
Certified Public Accountants, Hong Kong  
22nd Floor, Prince's Building  
Central, Hong Kong

### PRINCIPAL BANKERS

Bank of China (Hong Kong) Limited  
BNP Paribas, Hong Kong Branch  
Chong Hing Bank Limited  
Shanghai Commercial Bank Limited  
The Hongkong and Shanghai Banking Corporation Limited

### SOLICITORS

Richards Butler  
Appleby

### REGISTERED OFFICE

Canon's Court  
22 Victoria Street  
Hamilton, HM 12, Bermuda

### 執行董事

周亦卿 (主席)  
周維正 (董事總經理)  
郭海生  
周莉莉  
張雲龍  
何世豪

### 獨立非執行董事

米原慎一  
胡經昌  
梁光建  
劉啓樞

### 秘書

何世豪

### 核數師

羅兵咸永道會計師事務所  
香港執業會計師  
香港中環  
太子大廈二十二樓

### 主要往來銀行

中國銀行(香港)有限公司  
法國巴黎銀行香港分行  
創興銀行有限公司  
上海商業銀行  
香港上海匯豐銀行有限公司

### 律師

齊伯禮律師行  
Appleby

### 註冊辦事處

Canon's Court  
22 Victoria Street  
Hamilton, HM 12, Bermuda

### PRINCIPAL PLACE OF BUSINESS

22nd Floor, Chevalier Commercial Centre  
8 Wang Hoi Road, Kowloon Bay  
Hong Kong  
Telephone: (852) 2318 1818  
Facsimile: (852) 2757 5138

### PRINCIPAL SHARE REGISTRARS

Butterfield Fund Services (Bermuda) Limited  
Rosebank Centre  
11 Bermudiana Road  
Pembroke, HM 08, Bermuda

### BRANCH SHARE REGISTRARS AND TRANSFER OFFICE IN HONG KONG

Tricor Standard Limited  
26th Floor, Tesbury Centre  
28 Queen's Road East, Hong Kong

### SHARE LISTING

The Stock Exchange of Hong Kong Limited  
Stock Code: 508

### ADR DEPOSITARY BANK

The Bank of New York  
American Depositary Receipts  
101 Barclay Street, 22nd Floor West  
New York, NY 10286, USA  
Stock Symbol: COAZY

### WEBSITE

<http://www.chevalier.com>

### 主要營業地點

香港  
九龍灣宏開道八號  
其士商業中心二十二樓  
電話：(852) 2318 1818  
傳真：(852) 2757 5138

### 主要股份登記處

Butterfield Fund Services (Bermuda) Limited  
Rosebank Centre  
11 Bermudiana Road  
Pembroke, HM 08, Bermuda

### 香港股份登記及 過戶分處

卓佳標準有限公司  
香港皇后大道東二十八號  
金鐘匯中心二十六樓

### 股份上市

香港聯合交易所有限公司  
股份代號：508

### 美國預託證券託管銀行

The Bank of New York  
American Depositary Receipts  
101 Barclay Street, 22nd Floor West  
New York, NY 10286, USA  
證券編號：COAZY

### 網址

<http://www.chevalier.com>





STORE LOCATOR  
分店指南

Beijing  
北京

Chang An Building  
長安大廈

Jianwai SOHO  
建外SOHO

Beijing apm  
新東安廣場

Shanghai  
上海

New World Tower  
新世界大廈

Novel City  
永新城

Hong Kong  
香港

British Council  
英國文化協會

Lippo Centre  
力寶中心

Times Square  
時代廣場

Lee Gardens  
利園

Lee Gardens Two  
利園2期

Windsor House  
皇室大廈

AIA Plaza  
友邦中心

Lee Theatre Plaza  
利舞臺廣場

Bank of China Tower  
中銀大廈

Citibank Plaza  
花旗銀行廣場

Hutchison House  
和記大廈

IFC Mall  
國際金融中心商場

Lyndhurst Terrace  
擺花街

The Peak Tower  
凌霄閣

St. John's Building  
聖約翰大廈

The Center  
中環中心

Wellington Street  
威靈頓街

Entertainment Building  
娛樂行

Grand Millennium Plaza  
新紀元廣場

Hollywood Road  
文武廟

Vicwood Plaza  
維德廣場

Happy Valley  
跑馬地

Whampoa Garden  
黃埔花園

Skyline Tower  
宏天廣場

Telford Plaza  
德福商場

HKU SPACE Kowloon  
East Campus  
香港大學專業進修學院  
九龍東分校

Festival Walk  
又一城

Inno Centre  
創新中心

Millennium City 6  
創紀之城6期

Airport M701 / Aisle B  
機場南翼M701

Airport M702 / Aisle J  
機場北翼M702

Airport Gate 28  
機場28號

Citygate  
東薈城

Discovery Bay  
Ferry Pier  
愉景灣碼頭

Discovery Bay Plaza  
愉景灣廣場

EMax  
九龍灣展覽中心

Mui Wo Pier  
梅窩碼頭

Grand Century Place  
新世紀廣場

625 King's Road  
英皇道625號

Manulife Tower  
宏利保險中心

Dorset House  
太古坊

9 Wing Hong Street  
永康街9號

New Town Plaza  
新城市廣場

The Stanley  
赤柱

The Repulse Bay  
影灣園

Cityplaza 22B  
太古城中心22B

Cityplaza 502  
太古城中心502

East Point City  
東港城

Metro City Plaza II  
新都城中心二期

China Hong Kong City  
中港城

Miramar Shopping Center  
美麗華商場

New World Centre  
新世界中心

One Peking Road  
北京道1號

Hong Kong Gold Coast  
香港黃金海岸

East Town Building  
東城大廈

Great Eagle Centre  
鷹君中心

Hennessy Road  
軒尼詩道

Pak Fook Building  
百福樓

Sanlitun  
三里屯

Tai Yau Plaza  
大有廣場

Allied Kajima Building  
聯合鹿島大廈

Fortis Bank Tower  
華比富通大廈

HKU, Swire Hall  
香港大學太古樓

Singapore  
新加坡

Changi Airport  
Terminal 1

Changi Transit  
Terminal 1

Raffles Link

Reddot

Republic Plaza

Vivo City

South Changi  
Airport Terminal 2





Hong Kong/Singapore : Stores as of March 2008  
香港/新加坡 : 於二零零八年三月之分店

Mainland China : Stores as of March 2008 (but excluding stores planned to be closed after year-end)  
中國內地 : 於二零零八年三月之分店 (但不包括結算日後計劃結束之分店)

SPECIALTY RESTAURANTS AND BARS  
特色餐廳及酒吧

# IGOR'S

G R O U P



Peel



Stormies




Café  
DUVET



Peccato



WATERMARK



la bodega




Big Ernies  
DINER



CAFÉ DE PARIS







# Chairman's Statement

## 主席報告

Following the disposal of the Computer and Information Communication Technology ("IT") business on May 2007 to its parent company, Chevalier International Holdings Limited ("CIHL"), the Group realigned all its resources to focus solely on developing its fast-growing lifestyle food and beverages ("F&B") business this financial year. The Group's goals are to strengthen its leading position in the local market, achieve economies of scale to further bolster its strong financial performance, and make sound strategic moves to replicate the Group's Hong Kong success in other major markets internationally.

The Group made the decision to concentrate on the F&B business because of its ability to generate strong cash flow. The Group's strategy was proven sound when it obtained HK\$78.4 million of cash from operations during the year under review, which enhanced the financial strength of the Group and positioned it for future expansion and investment. With such a strong operating cash flow and after due consideration of the anticipated funding requirements for investment and operations, the Board decided to declare a final dividend per share of HK7.0 cents (2007: HK4.0 cents). Together with the interim dividend of HK3.0 cents, the total dividends of HK10.0 cents this year result in a dividend payout, representing dividends per share over earnings per share, of 81.6% (2007: 35.0%).

Revenue from continuing operations of the Group rose 19.6% to HK\$311 million as compared to HK\$260 million last year. Profit for the year as a whole, however, was down 22.7% to HK\$26.0 million after the Group absorbed HK\$12.1 million in operating losses, fixed asset write-offs and provisions made for certain unprofitable Pacific Coffee stores as well as the termination of the bakery operation in Mainland China. An additional provision of HK\$7.2 million was made for unrealised loss in securities investment due to volatile financial markets.

繼二零零七年五月出售電腦及資訊通訊科技（「資訊科技」）業務予母公司其士國際集團有限公司（「其士國際」）後，本集團於本財政年度得以集中所有資源，以專注發展迅速增長的休閒餐飲業務。本集團之目標為鞏固於本地市場的領先地位、締造規模經濟效益以進一步支持其強勁的財務表現，並制訂穩健的策略性部署，從而使本集團在其他國際主要市場中取得與香港市場同樣的理想成績。

本集團決定集中發展餐飲業務，乃由於其可產生強勁的現金流量。本集團於回顧年度自經營獲得現金港幣7,840萬元，這不僅加強了本集團財務實力，亦為未來進一步擴展業務及投資奠定堅實基礎，足證該策略行之有效。憑藉如此強勁的經營現金流量，並經審慎考慮投資及經營的預期融資要求，董事會決定宣派末期股息每股7.0港仙（二零零七年：4.0港仙）。連同中期股息3.0港仙，本年的總股息為10.0港仙，派息率按每股股息除以每股盈利計算達81.6%（二零零七年：35.0%）。

來自本集團持續經營業務之收益較去年的港幣2.60億元上升19.6%至港幣3.11億元。然而，為部份盈利能力欠佳的Pacific Coffee咖啡店計提準備以及終止中國內地烘焙食品業務分攤港幣1,210萬元的經營虧損、固定資產撇銷及撥備後，年內整體溢利下跌至港幣2,600萬元，跌幅為22.7%。此外，本集團為金融市場波動所產生的證券投資未變現虧損計提額外準備港幣720萬元。



Thanks to rising local consumer sentiment, the growth of coffee culture and burgeoning demand for new dining experiences in Hong Kong, the Group saw encouraging results in the local market from both Pacific Coffee and our 49%-owned Igor's Group of bars and restaurants. Igor's Group turned in an exceptionally remarkable performance: a two-third increase in revenue with a net profit contribution more than doubling that of the last calendar year. The Group expects an even better contribution from Igor's Group in 2009 when it completes the acquisition of the remaining 51% interest to make it a wholly-owned subsidiary. Meanwhile, our Pacific Coffee network in terms of number of outlets grew by 23.5% in Hong Kong during the year under review, posting impressive same-store sales growth of 8.3%.

As a major F&B operator with 78 Pacific Coffee outlets and 29 lifestyle Igor's bars and restaurants globally as of March 2008, plus a sizable central kitchen in Hong Kong, the Group is in a competitive position to achieve economies of scale, enhance even further our food quality and variety, and take positive steps in sales-building and cost-reduction initiatives.

Operations in the Mainland posed short-term difficulties during the year. The Group moved to close its bakery operation in Beijing and several unprofitable Pacific Coffee outlets in Shanghai and Beijing, leaving the total number of outlets in the market at 5. However, given the robust growth of the market in China to date, the Group remains positive on the long-term market potential of coffee culture there and will cautiously continue its efforts to expand the Pacific Coffee network in prime locations of major cities. Although the previous deal with Dayou Digital was not finalised, the Group remains active in identifying local strategic partners to tap this high-growth market.

In April 2008, Mr Kan Ka Hon and Mr Kwong Man Sing resigned from the Board. I would like to take this opportunity to express our thanks to them in serving the Board over the years. We also welcome the appointment of three new directors, Mr Leung Kwong Kin, Mr Lau Kai Shu, Frank and Mr Ho Sai Hou, each of whom bring considerable experience to the Board.

In closing, we are committed to enhancing customer satisfaction and shareholder value in 2008 and beyond. Although keen competition remains in the food and beverages business in Hong Kong, especially for coffee, the Group's decision to enter this business two years ago has been proven correct. Challenges ahead include persistent inflationary pressures on global food and energy prices, maintaining high-quality staff and balancing the need to deliver results today while planning for the future. However, we are committed to tackling these successfully and I look forward to updating you on our progress next year.

On behalf of the Board, I would like to thank the management and all our staff for their hard work and professionalism, and I look forward to another fruitful year together.

**Chow Yei Ching**  
Chairman

由於本港消費意欲上升、咖啡文化普及以及消費者不斷追求嶄新飲食體驗，本集團旗下Pacific Coffee及Igor's餐飲管理集團（本集團擁有49%權益）的酒吧及餐廳業務均錄得可觀本地市場業績。Igor's餐飲管理集團的表現尤為理想：收益上升三分之二，純利貢獻較上一曆年超逾一倍。本集團預期於完成收購Igor's餐飲管理集團其餘51%權益並使其成為本集團全資附屬公司後，Igor's餐飲管理集團可於二零零九年作出更大貢獻。同時，於回顧年度內，本集團旗下Pacific Coffee的香港網絡按分店數目計算擴大23.5%，同店銷售額亦錄得8.3%的可觀增幅。

作為主要的餐飲業營運商，截至二零零八年三月本集團於全球各地共開設78間Pacific Coffee店舖及29間Igor's休閒酒吧及餐廳，並於香港設立一間大型中央廚房，在締造規模經濟效益以及提升本集團食品質素及擴闊食品種類方面具備強大競爭力，並能採取積極措施，增加銷售額及降低成本。

年內，本集團於中國內地的業務遭遇短期困難。本集團決定結束其於北京的烘焙食品業務，以及盈利能力欠佳的上海及北京Pacific Coffee店舖，令內地市場店舖總數降至5間。然而，由於中國現時經濟強勁增長，本集團對內地咖啡文化的長遠市場潛力保持樂觀，並將審慎地繼續擴展位於主要城市黃金地段的Pacific Coffee網絡。儘管之前與大有數字的交易未有落實，本集團仍會積極物色當地策略性夥伴，以把握內地市場蓬勃發展所帶來的商機。

於二零零八年四月，簡嘉翰先生及鄭文星先生辭任董事職位。本人謹此感謝彼等多年來為董事會服務，並藉此機會歡迎梁光建先生、劉啓樞先生及何世豪先生出任董事，三位均為董事會帶來寶貴經驗。

最後，本集團於二零零八年及未來致力提升顧客滿意度及股東價值。儘管香港餐飲業競爭依然激烈，尤以咖啡業務為甚，但事實證明本集團兩年前進軍該行業之決定乃屬正確。未來挑戰包括全球食品及能源價格持續上漲壓力、如何挽留優秀員工以及在保持現有業績的同時作出未來規劃。雖則如此，本集團將會努力戰勝各種挑戰，成功達致上述目標，本人亦期待於來年向閣下匯報本集團的最新進展。

本人謹代表董事會藉此機會對管理層及本集團全體員工的努力及專業態度致以衷心感謝，並與各位共同期盼另一個豐收年。

**周亦卿**  
主席



WATERMARK



The Group operates the following core businesses under continuing operations: food and beverages (including Pacific Coffee and Igor's) and investment in securities.

### FOOD AND BEVERAGES

As of March 2008, the Group has 78 Pacific Coffee stores in Hong Kong, Singapore and Mainland China and its associated company, Sinochina Enterprises Limited ("SEL"), operates 29 outlets under its Igor's portfolio. The Group achieved revenue growth of 19.6% to HK\$299 million from its food and beverages operations during the year under review as compared to same period last year. However, an operating loss of HK\$7.6 million and a one-time write-off of HK\$4.4 million incurred by the closure of certain Pacific Coffee stores and bakery operations in Mainland China resulted in a drop in segment profit of 37.0% to HK\$9.4 million. Nevertheless, the Group remains very optimistic about the potential for the F&B business in Mainland China.

#### Pacific Coffee

##### Hong Kong operations

In Hong Kong, the total number of Pacific Coffee stores increased to 63 as of 31st March 2008 as compared to 51 in March last year. Capitalising on the robust economic environment and the Group's continued investment in branding, product quality and services, same-store sales in Hong Kong grew an impressive 8.3% during the year and total revenue climbed 19.5% to HK\$266 million. Despite keen competition from other operators jockeying for retail locations, Pacific Coffee managed to increase its shop portfolio with new openings during the year in prime areas such as Central, Admiralty, Wanchai, Causeway Bay, Tsim Sha Tsui and Hong Kong International Airport, as well as new districts in Kowloon Bay and Tseung Kwan O.

The Group continued to improve its operational efficiency. The electronic point-of-sales system installed in all stores during the year has helped capture customer consumption preferences more accurately. The introduction of the "Perfect Cup Card" loyalty program was well received by our customers. Meanwhile, the establishment of a new central kitchen under Igor's has created synergy and a platform from which the entire food and beverages business can flourish. By preparing high-quality, fresh ingredients according to innovative, proprietary recipes, the kitchen provides cakes, baked desserts, salads and food to Pacific Coffee and Igor's outlets that are better and more varied than ever.

本集團持續經營以下核心業務：餐飲（包括Pacific Coffee及Igor's）及證券投資。

#### 餐飲


於二零零八年三月，本集團於香港、新加坡及中國內地共有78間Pacific Coffee店舖及其聯營公司，Sinochina Enterprises Limited（「SEL」），經營29間Igor's旗下餐廳。本集團來自餐飲業務的收益於本年度增至港幣2.99億元，較去年同期增長19.6%。不過，關閉內地若干Pacific Coffee店舖及烘焙食品業務為集團帶來港幣760萬元的經營虧損及港幣440萬元的一次性撇銷，令本集團分類利潤下跌37.0%至港幣940萬元，然而，本集團仍對中國內地餐飲業的發展潛力非常樂觀。

#### Pacific Coffee

##### 香港業務

於二零零八年三月三十一日，香港Pacific Coffee店舖總數由去年三月的51間增加至63間。有賴蓬勃的經濟環境，加上本集團持續投放資源於提升品牌、產品質素和服務，令香港市場於年內的同店銷售錄得8.3%的可觀增長，總收益攀升19.5%至港幣2.66億元。儘管其他經營商爭奪零售舖位而造成激烈競爭，Pacific Coffee仍能擴充其店舖規模，於年內在中環、金鐘、灣仔、銅鑼灣、尖沙咀及香港國際機場等黃金地段以及九龍灣及將軍澳新區開設新店。

本集團持續提升其營運效率。年內，各店舖均裝設電子銷售系統，有助集團更準確地把握顧客消費喜好。本集團推出的「完美咖啡會員卡」計劃亦大受顧客歡迎。同時，全新Igor's的中央廚房的設立已產生協同效益，為整體餐飲業務發展提供了平台。該廚房根據自創配方，採用優質、新鮮材料，向Pacific Coffee及Igor's店舖提供更好及更多款式的糕餅、甜品、沙律及食品。





### Mainland China operations

As stated in our interim report, the Group closed two unprofitable outlets during the year in Shanghai and Beijing, which gave rise to ongoing operating losses and a one-time write-off of HK\$3.5 million. The Group also decided after year-end to close another two to three outlets in Mainland China in an effort to concentrate on profit-making stores, as these outlets also incurred ongoing operating losses of HK\$2.8 million for the year. A further impairment provision of around HK\$1.7 million was booked for closures.

Recently opened shops are leased at reasonable rental levels with justifiable revenue potential. The Group still maintains strong confidence in the long-term growth potential of the China market for Pacific Coffee and will continue to cautiously expand the network. Currently, 5 outlets are being operated in Shanghai and Beijing.

Although discussions with Dayou Digital Resources Limited under the Memorandum of Agreement dated 31st May 2007 were ultimately unsuccessful, the Group will continue searching for local strategic partners to expand the Group's coffee business in China.

### Singapore and other markets

With 7 stores, Singapore continues to be a competitive market for Pacific Coffee. The Group will continue to maintain and sensibly expand its presence there by looking out for joint venture or acquisition opportunities with suitable local partners.

The Group has recruited senior management with regional responsibilities to cater for its potential expansion into other regions such as the Middle East and/or Southeast Asia. The Group has also established a presence in Tokyo following year-end and will continue to explore business opportunities there.

As of 31st March 2008, number of employees under Pacific Coffee reached 640, servicing Hong Kong, the PRC and Singapore.

### Igor's

Since its acquisition on 31st January 2007, the bar and restaurant business under Igor's Group has experienced rapid expansion and is beginning to create synergies with other operations within the Group. The Group's 49% share of profit contribution from Igor's Group improved substantially from HK\$1.0 million (over a two-month period last year) to HK\$9.6 million in its first full year under review.

In Hong Kong, 3 stores have been added to the Igor's portfolio, increasing the total number of outlets from 26 in March last year to 29 in March this year. As part of the Group's stepped approach to assuming management responsibility, a smooth transition in acquiring the remaining 51% interest of Igor's is anticipated in 2009.

### 中國內地業務

誠如本集團中期報告所述，本集團於年內關閉上海及北京兩間盈利能力欠佳而導致持續經營虧損及一次性撇銷港幣350萬元的店舖。本集團於年底後決定再關閉兩至三間中國內地店舖，以集中經營獲得盈利的店舖，蓋因上述店舖年內亦產生持續經營虧損港幣280萬元。本集團已就關閉該等店舖進一步計提準備約港幣170萬元。

近期開設的店舖均以合理租金水平租用，具有合理收益潛力。本集團對Pacific Coffee於中國內地市場的長期發展潛力依然信心十足，並將繼續審慎擴充該網絡。現時，本集團於上海及北京經營5間店舖。

儘管與大有數字資源有限公司根據二零零七年五月三十一日訂立的備忘錄進行的商討最終未果，本集團將會繼續尋覓當地策略性夥伴，以擴充中國內地咖啡業務。

### 新加坡及其他市場

Pacific Coffee於新加坡擁有7間分店，繼續享有該市場競爭優勢。未來，本集團將積極發掘商機，與合適的當地夥伴建立合營企業或進行收購，藉此不斷努力維持其於新加坡的地位，並適當拓展業務。

本集團已招攬高級管理人員負責區域事務，以將其業務擴展至中東及／或東南亞等其他地區。本集團亦於年底後在東京開設店舖，並將持續物色當地商機。

於二零零八年三月三十一日，Pacific Coffee的僱員人數達640人，分別於香港、內地及新加坡店舖服務。

### Igor's

自二零零七年一月三十一日收購事項後，Igor's餐飲管理集團的酒吧及餐廳業務迅速擴展，並開始為本集團其他業務帶來協同效益。於首個回顧年度全年內，本集團佔49%的Igor's餐飲管理集團溢利貢獻大幅改善，由去年兩個月期間的港幣100萬元上升至本年度的港幣960萬元。

Igor's餐飲管理集團新增3間香港店舖，令店舖總數由去年三月的26間增至今年三月的29間。為進一步承擔其管理職責，本集團預計於二零零九年收購Igor's餘下的51%股權，以順利實現轉讓過程。

With 63 outlets in the Pacific Coffee chain and 29 outlets under Igor's, which offers a wide range of stylish, creative food and beverage concepts to diners, the Group expects to capture a growing share of the burgeoning lifestyle-based food and beverages market in Hong Kong.

### Other Developments

#### Hong Kong

As previously mentioned, the new Igor's-run central kitchen that was established during the year has helped improve the food strategy of the entire F&B business. Located in Yau Tong and spanning over 10,000 sq. ft., this central kitchen has 90 employees and operates on a 24-hour basis providing quality food to over 80 outlets.

#### Mainland China

The concept of high-end cakes and bread proved challenging in China, and this coupled with the difficulties experienced by some Pacific Coffee outlets in Beijing led the Group to terminate the Beijing bakery operation (including eight outlets and a bakery plant) that was opened last year. This will allow the Group to refocus efforts on developing more profitable coffee outlets. Operating and impairment losses in a total of HK\$4.0 million were recorded.

### SECURITIES INVESTMENTS

Due to adjustments in the global financial markets, contributions from securities investments went from HK\$17.0 million last year to HK\$4.4 million this year. Apart from the decrease in return in the realised gain on the disposal of securities during the year, an unrealised loss of HK\$7.2 million was recognised against our investment (HK\$3.7 million unrealised gain was booked in 2007). This has not affected cash flow nor reduced the Group's cash position. Even though we are still confident in the long-term economic growth of Hong Kong and Mainland China, the Group will continue to manage its securities and investment portfolio prudently as the financial market remains very volatile. Equity exposure within the portfolio remains low, and the Group will be very disciplined in its investment strategies and wait for a turnaround in the financial market.

Pacific Coffee連鎖店共有63間店舖，而Igor's擁有29間店舖，為顧客帶來多元化的特色及創新餐飲概念，本集團預期將可於香港新興的時尚餐飲市場爭取更高市佔率。

### 其他發展

#### 香港


如上文所述，年內新成立的Igor's中央廚房對改善整體餐飲業務的食品策略發揮重大作用。該中央廚房位於油塘，佔地逾10,000平方呎，共僱用員工90名，可透過24小時營運，為超過80間店舖提供優質食品。

#### 中國內地

由於高級西餅及麵包的觀念在中國並不易行，加上北京部份Pacific Coffee店舖經營業績欠佳，因此，本集團終止去年所開設的北京烘焙食品業務（包括8間店舖及1間烘焙食品廠）。此舉有助本集團重新專注發展盈利能力更為理想的咖啡店舖。本集團錄得經營及減值虧損合共港幣400萬元。

### 證券投資

由於全球金融市場調整，證券投資帶來的貢獻由去年的港幣1,700萬元下跌至今年的港幣440萬元。除年內出售證券之已變現收益回報下降外，本集團亦為投資未變現虧損計提合共港幣720萬元（二零零七年錄得港幣370萬元的未變現收益）。此情況並無對本集團現金流造成影響，亦無導致本集團的現金水平下降。儘管本集團仍對香港及中國內地的長期經濟發展充滿信心，但因金融市場依然波動劇烈，本集團將繼續審慎管理其證券及投資組合。投資組合內維持較低的股票頭寸，同時本集團亦將採取嚴謹的投資策略，等待金融市場出現轉機。



## Management Profile 管理層簡介



**Dr CHOW Yei Ching**  
周亦卿博士

**Mr CHOW Vee Tsung, Oscar**  
周維正先生

**Mr KUOK Hoi Sang**  
郭海生先生

**Miss Lily CHOW**  
周莉莉小姐

**Mr CHANG Wan Lung, Robert**  
張雲龍先生

### EXECUTIVE DIRECTORS

**Dr CHOW Yei Ching**, Chairman, aged 72, is the founder of Chevalier Group since 1970. He is the Chairman and Managing Director of CIHL, a public company listed on The Stock Exchange of Hong Kong Limited (the "Stock Exchange") and a substantial shareholder of the Company. He is a director of certain companies of the Group. He is also an Independent Non-Executive Director of Van Shung Chong Holdings Limited, Shaw Brothers (Hong Kong) Limited and Towngas China Company Limited and a Non-Executive Director of Television Broadcasts Limited. In 1995, Dr Chow was awarded with an Honorary Degree of Doctor of Business Administration by The Hong Kong Polytechnic University and an Honorary University Fellow by The University of Hong Kong. In 1996 and 1997, he was appointed as an Honorary Member of the Board of Directors by Nanjing University and was conferred an Honorary Degree of Doctor of Laws by The University of Hong Kong respectively. Dr Chow also serves actively in a number of educational advisory committees and gives substantial support to the aforementioned two Universities in Hong Kong and The Hong Kong University of Science & Technology in areas of researches and developments. He is also a Consultative Professor of Zhejiang University and a Lecture Professor of Sichuan Union University in the PRC. Dr Chow's enthusiasm in public services is evidenced in his appointment in 2001 as the Vice Patron of The Community Chest in Hong Kong. He was also appointed as the Honorary Consul of The Kingdom of Bahrain in Hong Kong in 2001. He also actively participates in various professional bodies and associations on fraternal and Chinese affairs. To name a few, he is a President of The Japan Society of Hong Kong and the Chairman of the National Taiwan University-HK Alumni Association, etc. In recognition of his contributions to local and overseas societies alike, Dr Chow was awarded honorable decorations from Britain, Belgium, France and Japan. Furthermore, Dr Chow was also awarded the Gold Bauhinia Star from the Government of the HKSAR in 2004. He is the father of Mr Chow Vee Tsung, Oscar and Miss Lily Chow, Managing Director and Executive Director respectively of the Company.

### 執行董事

**周亦卿博士**，主席，現年七十二歲，於一九七零年創立其士集團。彼為其士國際之主席兼董事總經理，該公司為香港聯合交易所有限公司（「聯交所」）上市公司及本公司之主要股東。彼為本集團若干公司之董事。彼並為萬順昌集團有限公司、邵氏兄弟（香港）有限公司及港華燃氣有限公司之獨立非執行董事及電視廣播有限公司之非執行董事。於一九九五年，周博士分別榮獲香港理工大學頒授榮譽工商管理博士學位及香港大學頒授名譽大學院士銜，並於一九九六年及一九九七年分別獲聘為南京大學名譽董事及獲香港大學頒授名譽法學博士學位。周博士同時亦出任上述香港兩間大學及香港科技大學之顧問委員會委員，並對此三間大學在研究及發展方面給予大力支持。彼並為中國浙江大學之顧問教授與及四川聯合大學之講座教授。周博士一向熱心慈善公益事務，於二零零一年獲選為香港公益金名譽副會長。彼亦於二零零一年獲委任為巴林王國駐香港名譽領事。周博士亦一直致力積極推動有關專業團體事務，及在個別宗親同鄉會及關心中國事務等機構擔任要職，貢獻良多，其中包括香港日本文化協會會長及台灣大學香港校友會會長。此外，英、比、法、日四國先後頒授勳銜予周博士，以表揚及認同彼對本地及海外社會之貢獻。再者，周博士更於二零零四年獲香港特別行政區政府頒授金紫荊星章。彼分別為本公司董事總經理周維正先生及執行董事周莉莉小姐之父親。





**Mr HO Sai Hou**  
何世豪先生

**Mr Shinichi YONEHARA**  
米原慎一先生

**Mr WU King Cheong**  
胡經昌先生

**Mr LEUNG Kwong Kin**  
梁光建先生

**Mr LAU Kai Shu, Frank**  
劉啟樞先生

#### EXECUTIVE DIRECTORS (continued)

**Mr CHOW Vee Tsung, Oscar**, Managing Director, aged 34, joined Chevalier Group in 2000 and is an Executive Director of CIHL, a public company listed on the Stock Exchange and a substantial shareholder of the Company. He is also a director of certain companies of the Group. Mr Chow holds a degree in Master of Engineering from the University of Oxford, U.K. He is currently a General Committee Member and Chairman of the Environment Committee of the Hong Kong General Chamber of Commerce, a General Committee Member of the Chinese Manufacturers' Association of Hong Kong and the Chamber of Hong Kong Listed Companies. He is also a Council Member of the Hong Kong Productivity Council and a General Committee member of the Infrastructure Development Advisory Committee of Hong Kong Trade Development Council ("HKTDC"). Mr Chow is a member of the Committee Member of the Chinese People's Political Consultative Conference ("CPPCC"), Shanghai. He is the son of Dr Chow Yei Ching, the Chairman of the Company and the Chairman and Managing Director of CIHL and is also a brother of Ms Lily Chow, an Executive Director of the Company.

**Mr KUOK Hoi Sang**, Executive Director, aged 58, joined Chevalier Group in 1972 and is the Vice Chairman and Managing Director of CIHL, a public company listed on the Stock Exchange and a substantial shareholder of the Company. He is also a director of certain companies of the Group. He is the President of The Lift and Escalator Contractors Association in Hong Kong, the Vice-Chairman of the Hong Kong – China Branch of The International Association of Elevator Engineers, Vice President of The Hong Kong Federation of Electrical and Mechanical Contractors Limited and a Registered Lift and Escalator Engineer in Hong Kong. He is a member of the Guangzhou Committee of the CPPCC. Mr Kuok has extensive experience in business development and is responsible for the strategic planning and management of the operations of lifts and escalators, building construction, building materials and supplies, aluminium works, electrical and mechanical services, civil engineering, property development as well as investment projects of the Chevalier Group.

#### 執行董事(續)

**周維正先生**，董事總經理，現年三十四歲，於二零零零年加入其士集團並為其士國際之執行董事，該公司為聯交所上市公司及本公司之主要股東。彼亦為本集團若干公司之董事。周先生持有英國牛津大學工程碩士學位，亦為香港總商會理事會會員及該會之環保委員會主席、香港中華廠商聯合會會董及香港上市公司商會常務委員會委員。彼亦為香港生產力促進局財務委員會及香港貿易發展局（「貿發局」）基建發展服務諮詢委員會委員。周先生為中國人民政治協商會議（「政協」）上海市委員會委員。彼為本公司主席及其士國際主席兼董事總經理周亦卿博士之兒子及本公司執行董事周莉莉小姐之弟。

**郭海生先生**，執行董事，現年五十八歲，於一九七二年加入其士集團，彼為其士國際之副主席兼董事總經理，該公司為聯交所上市公司及本公司之主要股東。彼亦為本集團若干公司之董事。彼為香港電梯業協會主席、國際電梯工程師協會香港—中國分會副主席及香港機電工程商聯會副主席並為香港註冊升降機及自動梯工程師。彼更獲委任為政協廣州市委員。郭先生對業務發展擁有豐富經驗，負責其士集團升降機及自動梯、樓宇建築、建築材料及供應、鋁工程、機電服務、土木工程、物業發展及投資項目之策略性籌劃及營運管理。



### EXECUTIVE DIRECTORS (continued)

**Miss Lily CHOW**, Executive Director, aged 45, joined Chevalier Group in 1990. She is responsible for strategic planning and business development of the Group. She is also a member of Committee of Taiwan, Hong Kong, Macau and Overseas of the Zhejiang Provincial the Committee of the CPPCC and Shanghai Women's Federation Committee. She holds a Bachelor Degree and is the daughter of Dr CHOW Yei Ching, the Chairman of the Company and is also a sister of Mr Chow Vee Tsung, Oscar, Managing Director of the Company.

**Mr CHANG Wan Lung, Robert**, Executive Director, aged 44, joined Chevalier Group in 2005 as General Manager of Business Development. He holds a Bachelor degree of Science from the University of San Francisco. Mr Chang was with the HKTDC for more than 17 years, of which he held management positions of increased responsibility, culminating as Senior Product Promotions Manager. He also served as Director of Northern China between 1999 & 2002 during his time with HKTDC.

**Mr HO Sai Hou**, aged 42, was appointed as an Executive Director and Company Secretary on 1st April 2008 and is also an Executive Director and Company Secretary of CIHL, a public company listed on the Stock Exchange and a substantial shareholder of the Company. He is also a director of certain companies of the Group. He joined Chevalier Group in 2005. He is responsible for management of Chevalier Group's accounting and treasury, corporate finance and company secretarial activities. He is an associate member of the Hong Kong Institute of Certified Public Accountants and a fellow of the Association of Chartered Certified Accountants. Mr Ho holds a Bachelor of Social Sciences Degree in Accounting from The University of Hong Kong and completed his EMBA with The China Europe International Business School in 2007. Previously, Mr Ho was the Chief Financial Officer and an executive director of Van Shung Chong Holdings Limited.

### 執行董事 (續)

**周莉莉小姐**，執行董事，現年四十五歲，於一九九零年加入其士集團。彼負責本集團之策略性籌劃及業務發展。彼亦為政協浙江省委員會港澳臺僑委員會之特邀委員，上海市婦女聯合會之執行委員。彼持有學士學位，為本公司主席周亦卿博士之千金及為本公司董事總經理周維正先生之姊。

**張雲龍先生**，執行董事，現年四十四歲，於二零零五年加入其士集團出任業務拓展總經理一職。張先生持有美國三藩市大學科學學士學位。張先生在貿發局工作逾十七年，出任製造業拓展高級經理一職。彼並由一九九九年起至二零零二年出任貿發局東北西北華北地區首席代表。

**何世豪先生**，現年四十二歲，於二零零八年四月一日獲委任為本公司之執行董事及公司秘書，並為其士國際之執行董事及公司秘書，該公司為聯交所上市公司及本公司之主要股東。彼亦為本集團若干公司之董事。彼於二零零五年加入其士集團。彼負責管理其士集團的會計及庫務、企業財務及公司秘書事務。彼為香港會計師公會會員及英國特許公認會計師公會資深會員。何先生持有香港大學社會科學系會計學學士學位，並於二零零七年於中歐國際工商學院完成行政工商管理碩士學位。何先生曾為萬順昌集團有限公司之集團財務總監及執行董事。

## INDEPENDENT NON-EXECUTIVE DIRECTORS

**Mr Shinichi YONEHARA**, aged 57, was appointed as an Independent Non-Executive Director in 2001 and a member of the Audit Committee and Remuneration Committee of the Company. He is a graduate of Keio University, Japan. Mr Yonehara joined Mitsui & Co., Ltd in 1974 and retired in January 2001. He was appointed General Manager for Machinery Division of Mitsui & Company (Hong Kong) Limited from 1983 to 1992. He is the Vice Chairman of Simon Murray & Company (Japan). Mr Yonehara is well-experienced in aircraft, telecommunications and IT businesses.

**Mr WU King Cheong**, aged 57, was appointed as an Independent Non-Executive Director in October 2002 and a member of the Audit Committee and chairman of the Remuneration Committee of the Company. He is an Executive Director of Lee Cheong Gold Dealers Limited. He is also a Vice Chairman of the Chinese General Chamber of Commerce and Member of Hong Kong Housing Authority, as well as the Honorary Permanent President of the Chinese Gold and Silver Exchange Society and the Permanent Honorary President of the Hong Kong Stockbrokers Association. He is also an Independent Non-Executive Director of Yau Lee Holdings Limited, Henderson Land Development Company Limited, Henderson Investment Limited, Miramar Hotel and Investment Co., Ltd. and Hong Kong Ferry (Holdings) Company Limited, all of which are companies listed on the Stock Exchange.

**Mr LEUNG Kwong Kin J.P.**, aged 62, was appointed as an Independent Non-Executive Director, chairman of the Audit Committee and a member of the Remuneration Committee of the Company on 1st April 2008. He is a senior practicing director of Wong Lam Leung & Kwok C.P.A. Limited. He is a fellow of the Association of Chartered Certified Accountants, the Hong Kong Institute of Certified Public Accountants and the Association of International Accountants. Mr Leung is also an associate of the Institute of Chartered Accountants in England & Wales, the Taxation Institute of Hong Kong, the member of the Macau Society of Certified Practising Accountants, the Society of Chinese Accountants & Auditors, the Chartered Management Institute and the International Institute of Management. Mr Leung holds a Master of Business Administration Degree from the University of East Asia, Macau (now known as "the University of Macau") and is an Independent Non-Executive Director of E. Bon Holdings Limited which is listed on the Stock Exchange.

**Mr LAU Kai Shu, Frank**, aged 65, was appointed as an Independent Non-Executive Director, member of the Audit Committee and member of the Remuneration Committee of the Company on 1st April 2008. He is currently an adviser of Shanghai Commercial Bank Limited. He was Director and General Manager, Alternate Chief Executive of the Bank until he retired in July 2004. He possesses extensive knowledge and experience in the banking industry.

## 獨立非執行董事

**米原慎一先生**，現年五十七歲，於二零零一年被委任為本公司獨立非執行董事、審核委員會及薪酬委員會委員。彼於日本慶應大學畢業。米原先生於一九七四年加入Mitsui & Co., Ltd，並於二零零一年一月榮休。彼於一九八三年至一九九二年期間獲委任為三井物產（香港）有限公司機械部之總經理。彼為Simon Murray & Company (Japan) 副主席。米原先生在航空、電訊及資訊科技業務具有豐富經驗。

**胡經昌先生**，現年五十七歲，於二零零二年十月被委任為本公司獨立非執行董事、審核委員會成員及薪酬委員會主席。彼為利昌金舖有限公司常務董事，並為香港中華總商會副會長、香港房屋委員會委員、金銀業貿易場永遠名譽會長及香港證券經紀業協會永遠名譽會長。彼為聯交所上市公司有利集團有限公司、恒基兆業地產有限公司、恒基兆業發展有限公司、美麗華酒店企業有限公司及香港小輪（集團）有限公司之獨立非執行董事。

**梁光建先生 J.P.**，現年六十二歲，於二零零八年四月一日獲委任為本公司之獨立非執行董事，並為審核委員會主席及薪酬委員會成員。彼現為黃林梁郭會計師事務所有限公司之高級執業董事。彼為英國特許公認會計師公會、香港會計師公會及英國國際會計師公會資深會員。梁先生亦為英格蘭及威爾斯特許會計師公會、香港稅務學會、澳門會計師公會、香港華人會計師公會、英國特許管理學會及國際專業管理學會會員。梁先生持有澳門東亞大學（現稱「澳門大學」）工商管理碩士學位及於聯交所上市的怡邦行控股有限公司之獨立非執行董事。

**劉啓樞先生**，現年六十五歲，於二零零八年四月一日獲委任為本公司之獨立非執行董事，並為審核委員會成員及薪酬委員會成員。現為上海商業銀行有限公司之顧問。彼於二零零四年七月榮休前為該銀行之董事兼總經理及交替行政總裁。彼於銀行業擁有豐富知識及經驗。

### CONSOLIDATED INCOME STATEMENT

#### Revenue and gross profit

Revenue from continuing operations of the Group for the year amounted to HK\$311 million, representing an increase of 19.6% as compared to last year. Overall gross profit also increased in line with the revenue by 19.8%, with gross margin maintained at 74.6%. The improvement is mainly driven by the continuing expansion of F&B business in Hong Kong and interest income from investments at fair value through profit or loss.

Revenue of F&B business of approximately HK\$299 million was recorded for the year under review. Performance of Pacific Coffee in Hong Kong was encouraging with growth fuelled by same store sales growth rate of 8.3% as well as opening of 15 outlets in prime areas during the financial year.

#### Other (expenses)/income, net

Other (expenses)/income, net of continuing operations mainly included loss on investments at fair value through profit or loss of HK\$6.1 million of which a net amount of HK\$7.2 million was made as unrealised loss for revaluation of investment in securities at year end.

#### Other gain, net

Other gain, net of continuing operations decreased from HK\$2.9 million in last year to HK\$0.5 million this year, which was primarily attributable to HK\$3.4 million provision of impairment loss on fixed assets for closure of some loss-making Pacific Coffee outlets in Shanghai and Beijing and termination of bakery operation in Beijing, offsetting by the recognition of increase in fair value of the central kitchen of HK\$2.0 million.

#### Operating expenses

Operating expenses of continuing operations increased by 21.9% or approximately HK\$39.2 million. The increase was generally in line with the growth in revenue. Major items such as employment costs were increased by HK\$14.1 million as a result of larger workforce to cope with the expansion of Pacific Coffee in Hong Kong and the upsurge in average salary together with the related staff benefit. Rent also increased by HK\$15.6 million as a result of opening of new outlets and increase in rental expenses for renewal of outlets.

#### Share of results of associates

Since the acquisition of Igor's Group from 31st January 2007, the total number of Igor's shops increased to 29 shops in March this year. The Group recorded the share of its first full year profit contribution from Igor's Group as HK\$9.6 million.

#### Finance income

Finance income of continuing operations increased by HK\$0.3 million which was due to the increase in bank balances after the disposal of IT business and net proceeds received from share placement in May 2007.

#### Finance costs

Finance costs of continuing operations decreased by 55.8% due to reduction in bank borrowings for continuing operations from beginning of the year of HK\$89.0 million to HK\$20.5 million at year end.

#### Income tax expenses

Income tax expenses of continuing operations increased by 54.8% mainly as a result of the increase in operating profit from Pacific Coffee in Hong Kong.

### 綜合收益表

#### 收益及毛利

於本年度，來自本集團持續經營業務之收益達港幣3.11億元，較去年上升19.6%。整體毛利亦與收益同步上升19.8%，毛利率則維持在74.6%。收益及毛利有所改善，主要乃由於在香港之餐飲業務不斷擴展，以及於損益帳按公允值處理之投資利息收入增加。

回顧年度錄得餐飲業務收益約港幣2.99億元。於財務年度內，香港Pacific Coffee之表現令人鼓舞，同店銷售錄得8.3%增長，更在多個黃金地段開設15間新店。

#### 其他(支出)／收入，淨值

來自持續經營業務之其他(支出)／收入淨值主要包括於損益帳按公允值處理之投資之虧損港幣610萬元，其中淨額港幣720萬元乃為年結時重估證券投資之未變現虧損而作出。

#### 其他收益，淨值

來自持續經營業務之其他收益，淨值由去年港幣290萬元減少至本年港幣50萬元，主要由於為關閉上海及北京部分錄得虧損Pacific Coffee咖啡店及終止北京烘焙食品業務，計提固定資產減值虧損準備港幣340萬元，有關金額因確認中央廚房之公允值增加港幣200萬元而部分抵銷。

#### 經營費用

來自持續經營業務之經營費用增加約港幣3,920萬元，增幅達21.9%。經營費用有所增加，整體而言與收益增長相符。隨著香港Pacific Coffee擴充業務而增聘人手，加上平均工資連帶相關員工福利節節上升，僱員成本(乃經營費用之主要項目)上升港幣1,410萬元。由於開設新店及現有店舖續約導致租金費用增加，租金亦上升港幣1,560萬元。

#### 所佔聯營公司業績

自二零零七年一月三十一日收購Igor's集團後，Igor's之店舖總數增至今年三月之29間。本集團錄得所佔Igor's集團全年溢利貢獻港幣960萬元。

#### 財務收入

來自持續經營業務之財務收入增加港幣30萬元，乃由於二零零七年五月出售資訊科技業務及收取股份配售所得款項淨額後，銀行結存而有所增加。

#### 財務費用

用於持續經營業務之銀行借款自年初港幣8,900萬元減少至年結時港幣2,050萬元，來自持續經營業務之財務費用亦因而下降55.8%。

#### 所得稅支出

來自持續經營業務之所得稅支出增加54.8%主要由於香港Pacific Coffee之經營溢利上升。

### Earnings per share

Basic earnings per share from continuing operations decreased by 42.2% to HK7.23 cents, as caused by both the decrease in profit attributable to equity holders and the issue of 25,384,146 new shares on 16th May 2007. The weighted average number of shares in issue during the year increased from 181,296,693 shares in last year to 212,410,465 shares this year.

There were no dilutive potential shares and so diluted earnings per share from continuing operations and discontinued operations equal the basic earnings per share from continuing operations and discontinued operations respectively.

Total earnings per share of the Company decreased by 34.0% to HK12.25 cents.

## CONSOLIDATED BALANCE SHEET

### Investment property

During the year, an industrial unit in the amount of HK\$9.8 million with floor area of approximately 10,000 sq.ft. was purchased and rented to the Igor's Group for the operation of a central kitchen. The kitchen then becomes the major supplier of foods to Pacific Coffee and Igor's outlets.

### Property, plant and equipment

Major cost of additions for the year included HK\$20.4 million for the addition of 17 new Pacific Coffee outlets in Hong Kong and Mainland China together with installation of point-of-sales system. Costs of fixed assets written off consist of HK\$6.7 million for closure of 7 outlets in Hong Kong, Singapore and Mainland China coupled with removal of the warehouse in Hong Kong. Impairment loss provision of HK\$3.4 million was made for the leasehold improvement of loss-making outlets in Mainland China and Singapore as well as the bakery operation in Beijing.

### Interests in associates

The increase of interests in associates represented HK\$6.2 million final adjustment on purchase consideration paid for the first 49% equity interest of Sinochina Enterprises Limited with respect to the Igor's Group and was recognised as goodwill accordingly. During the year, the Group shared net profit of HK\$9.6 million from the associates.

### Available-for-sale investments

The increase in available-for-sale investments was mainly contributed by an unrealised gain of HK\$11.0 million from change in fair value in a venture capital fund.

### Bank balances and cash equivalents

The net increase of bank balances and cash equivalents was mainly due to HK\$92.0 million net proceeds received from the issue of shares and HK\$55.6 million sales proceeds from the disposal of IT business to the ultimate holding company. The total proceeds were utilised for the expansion of F&B business, general working capital and repayment of bank borrowings.

### Deferred income

The increase of HK\$2.2 million deferred income represented mainly advance payments received from retail customers for joining the new Pacific Coffee loyalty card program launched during the year.

### Bank borrowings

With fund proceeds from the issue of new share and disposal of IT business, total bank borrowings under current and non-current liabilities were reduced from HK\$98.0 million to HK\$20.5 million at year end.

### 每股盈利

來自持續經營業務之每股基本盈利下跌42.2%至7.23港仙，而此乃由於股權持有人應佔溢利減少及於二零零七年五月十六日發行25,384,146股新股份所致。年內已發行加權平均股份數目由去年181,296,693股增加至本年212,410,465股。

由於並無潛在攤薄股，來自持續及非持續經營業務之每股攤薄盈利分別等於來自持續及非持續經營業務之每股基本盈利。

本公司之整體每股盈利下跌34.0%至12.25港仙。

## 綜合資產負債表

### 投資物業

年內，本集團購入價值港幣980萬元之工業單位，樓面面積約10,000平方呎，並出租予Igor's集團經營中央廚房。該中央廚房現已成為Pacific Coffee及Igor's店舖的主要食品供應來源。

### 物業、廠房及設備

年內之大部分添置成本包括港幣2,040萬元作為開設香港及中國內地Pacific Coffee 17間新店以及安裝銷售點系統。撇銷固定資產成本包括港幣670萬元為關閉香港、新加坡及中國內地7間店舖及遷移位於香港的貨倉。本集團已就中國內地及新加坡錄得虧損店舖以及北京烘焙食品業務之租賃物業裝修計提港幣340萬元之減值虧損準備。

### 所佔聯營公司之權益

所佔聯營公司之權益增加指就Igor's集團收購Sinochina Enterprises Limited首批49%股本權益所支付購買代價之最終調整港幣620萬元，有關金額已相應確認為商譽。年內，本集團所佔聯營公司之溢利淨額為港幣960萬元。

### 可供出售之投資

可供出售之投資增加主要歸因於一項創設基金公允價值變動錄得未變現收益港幣1,100萬元。

### 銀行結存及現金等值

銀行及現金等值結存增加淨額主要由於發行股份收取所得款項淨額港幣9,200萬元及向最終控股公司出售資訊科技業務收取銷售所得款項港幣5,560萬元。款項總額已用作擴展餐飲業務、一般營運資金及償還銀行借款。

### 遞延收入

遞延收入增加港幣220萬元主要指零售客戶參加年內推出之新Pacific Coffee會員積分計劃而收取之預付款項。

### 銀行借款

隨著發行新股份及出售資訊科技業務籌得所得款項，年結時流動及非流動負債項下之銀行借款由港幣9,800萬元減少至港幣2,050萬元。



## SHAREHOLDERS' EQUITY AND FINANCIAL RATIOS

At 31st March 2008, the Group's net asset attributable to equity holders of the Company amounted to HK\$593 million (2007: HK\$481 million), an increase of HK\$112 million or 23.3% when compared with 2007.

Total debt to equity ratio was 3.5% (2007: 20.4%) and net debt to equity ratio was nil (2007: nil), which are expressed as a percentage of total borrowings, and net borrowings respectively, over the total equity of HK\$593 million (2007: HK\$481 million).

## BORROWINGS

At the balance sheet date, the Group's bank borrowings, all at floating interest rate, amounted to HK\$20.5 million (2007: HK\$98.0 million) of which HK\$18.5 million is repayable after one year but not exceeding five years. Cash and deposits at bank including structured deposits amounted to HK\$215 million (2007: HK\$168 million) and there are no net borrowings for the two years. The increase of cash and deposits at bank was mainly attributable to the net proceeds of HK\$92.0 million from the share placement of 25.4 million new shares in May 2007. The proceeds from the placement are used for the expansion of F&B business, general working capital and repayment of bank borrowings.

Finance costs for the year amounted to HK\$2.1 million (2007: HK\$5.1 million), an decrease of HK\$3.0 million as compared with 2007.

## CHARGES ON ASSETS

At the balance sheet date, there has been no charge on assets. At 31st March 2007, certain properties with aggregate carrying value of HK\$8.4 million were mortgaged to secure general banking facilities granted to an overseas subsidiary.

## CONTINGENT LIABILITIES

At the balance sheet date, the Company had contingent liabilities in respect of guarantees issued for banking facilities of amount up to HK\$21.0 million (2007: HK\$155 million) granted to wholly-owned subsidiaries of the Company.

## CAPITAL COMMITMENT

At 31st March 2008, the Group has committed to acquiring the remaining 51% of the issued share capital of its associated company, SEL from Sinochina Pacific Limited, an independent third party. After that acquisition, SEL will become a wholly-owned subsidiary of the Group. The consideration is based on the forthcoming financial results of SEL and its subsidiaries and associates for the year ending 31st December 2008. The total consideration to acquire the 100% of the issued share capital of SEL (including HK\$64.0 million paid in respect of the 49% already acquired) shall not exceed HK\$200 million. The consideration of such acquisition is expected to be financed by the Group's internal resources.

## TREASURY POLICIES

The Group adopts conservative treasury policies in cash and financial management. To achieve better risk control and minimise cost of funds, the Group's treasury activities are centralised. Cash is generally placed in short-term deposits mostly denominated in Hong Kong or US dollars. The Group's liquidity and financing requirements are frequently reviewed. In anticipating new investments or maturity of bank loans, the Group will consider new financing while maintaining an appropriate level of gearing.

## 股東權益及財務比率

於二零零八年三月三十一日，本集團之本公司股權持有人應佔資產淨值為港幣5.93億元（二零零七年：港幣4.81億元），較二零零七年增加港幣1.12億元或23.3%。

總債務與權益比率為3.5%（二零零七年：20.4%）及淨債務與權益比率為無（二零零七年：無），此乃將總借款及借款淨額分別除以總權益港幣5.93億元（二零零七年：港幣4.81億元）而得出之百分比。

## 借款

於結算日期，本集團之銀行借款為港幣2,050萬元（二零零七年：港幣9,800萬元），均以浮動息率計算，當中包括港幣1,850萬元於一年後但不超過五年內償還。現金及銀行結存（包括結構性存款）為港幣2.15億元（二零零七年：港幣1.68億元），於過往兩年並無借款淨額。現金及銀行存款增加主要由於於二零零七年五月配售2,540萬股新股份，其所得淨額為港幣9,200萬元。配售所得的款額全數用作擴展餐飲業務，一般營運資金及償還銀行借款。

本年度之財務費用為港幣210萬元（二零零七年：港幣510萬元），較二零零七年減少港幣300萬元。

## 資產抵押

於結算日期，資產並無抵押。於二零零七年三月三十一日，若干帳面總值約港幣840萬元之物業作抵押，以提供給一間海外附屬公司以取得一般銀行融資。

## 或然負債

於結算日期，本公司已就其全資附屬公司獲授予多達港幣2,100萬元（二零零七年：港幣1.55億元）之銀行融資提供擔保。

## 資本承擔

於二零零八年三月三十一日，本集團已承諾向一名獨立第三方Sinochina Pacific Limited收購本集團聯營公司SEL餘下51%之已發行股本。收購完成後，SEL將成為本集團全資附屬公司。收購代價乃根據SEL及其附屬公司及聯營公司截至二零零八年十二月三十一日止年度之財務業績而釐定。收購SEL 100%之已發行股本總代價（包括已繳付SEL 49%為港幣6,400萬元）將不超過港幣2.0億元。該收購之代價將由本集團之內部資源支付。

## 庫務政策

本集團對現金及財務管理採取審慎之庫務政策。為妥善管理風險及降低資金成本，本集團之一切庫務事宜均由總公司集中處理。目前大部份現金均為港幣或美元短期存款。本集團經常對其資金流動及融資狀況均作出審核，並不時因應新投資項目或銀行借款還款期，在維持恰當的負債比率下，尋求新的融資安排。

# Information of Investment Property

## 投資物業資料

Information of property held by the Group as investment property is as follows:

本集團之投資物業資料詳列如下：

Location 地點	Usage 用途	Approximate gross floor area 大約樓面 面積 sq. ft. 平方呎	Lease term 契約年期	Group's interest 集團所佔 權益 % 百分率
<b>Hong Kong</b> 香港				
Unit 6, 8/F., Block C, Ko Fai Industrial Building, 7 Ko Fai Road, Yau Tong, Kowloon 九龍 油塘 高輝道7號 高輝工業大廈 八樓六號C室	Central kitchen 中央廚房	10,000	Medium 中期	100

# Corporate Governance Report

## 企業管治報告書

The Board is committed to maintaining a high standard of corporate governance practices and business ethics in the firm belief that they are essential for maintaining and promoting investors' confidence and maximising shareholders' returns. The Board reviews its corporate governance practices from time to time in order to meet the rising expectations of stakeholders and comply with the increasingly stringent regulatory requirements, and to fulfil its commitment to excellence in corporate governance.

The Code on Corporate Governance Practices (the "CG Code") as set out in Appendix 14 of the Rules Governing the Listing of Securities on the Stock Exchange (the "Listing Rules") came into effect on 1st January 2005. The CG Code sets out two levels of corporate governance practices namely, mandatory code provisions that a listed company must comply with or explain its non-compliance, and recommended best practices that a listed company is encouraged to comply with but need not disclose in the case of non-compliance. The Company is in compliance with the mandatory code provisions of the CG Code except for certain areas of non-compliance discussed later in this report.

### BOARD OF DIRECTORS

The Board is charged with providing effective and responsible leadership for the Company. The directors, individually and collectively, must act in good faith in the best interests of the Company and its shareholders. The Board sets the Group's overall objectives and strategies, monitors and evaluates its operating and financial performance and reviews the corporate governance standard of the Company. It also decides on matters such as annual and interim results, major transactions, director appointments or re-appointment, and dividend and accounting policies. Management profile of the Company as at the date of this report are set out on pages 18 to 21.

董事會致力維持高水平的企業管治常規及商業道德標準的承諾，並堅信此對於維持及提高投資者的信心和增加股東的回報至為重要。為了達到與公司有相關利益者對企業管治常規水平不斷提升的期望和符合日趨嚴謹的法規要求，以及實踐董事會對堅守優越企業管治的承諾，董事會不斷檢討集團的企業管治常規。

聯交所《證券上市規則》（「上市規則」）附錄十四所載之《企業管治常規守則》（「企業管治守則」）已於二零零五年一月一日生效。企業管治守則訂明兩個層次的企業管治守則，包括：強制守則條文—上市公司必須遵守，或對任何偏離守則條文的情況作出解釋；及建議最佳常規—鼓勵上市公司加以遵守但毋需披露偏離常規的情況。除了於隨後本報告內討論某些偏離的情況外，本公司已遵守企業管治守則中的強制守則條文。

### 董事會

董事會肩負向本公司整體提供有效率和負責任的領導。董事會各成員，無論個別或共同地，都必須真誠地以公司及其股東的整體利益為前題行事。董事會訂立本集團之整體策略和方向，及監管和評估本集團其營運與財務上之表現，並檢討本公司之企業管治水平。董事會亦須決定各項公司事宜，其中包括全年及中期業績、重大交易、董事聘任或續聘、並股息分派及會計政策。於本報告書之日，本公司管理層簡介載於第18頁至第21頁。

## BOARD OF DIRECTORS (continued)

The Board comprises 6 Executive Directors and 4 Independent Non-Executive Directors. The full Board met four times during the year under review. The attendance of Directors at the Board Meetings and the Board Committees Meetings is set out in the table below:

## 董事會 (續)

董事會由六名執行董事及四名獨立非執行董事組成。董事局年內共舉行了四次會議。各董事在董事局會議和董事委員會會議的出席率如下：

Directors 董事	Meetings Attended/Held 會議出席／舉行次數		
	Board 董事局	Audit Committee 審核委員會	Remuneration Committee 薪酬委員會
<i>Executive Directors</i> 執行董事			
Dr Chow Yei Ching (Chairman) 周亦卿博士 (主席)	3/4		
Mr Chow Vee Tsung, Oscar (Managing Director) 周維正先生 (董事總經理)	3/4		1/1
Mr Kuok Hoi Sang 郭海生先生	4/4		
Miss Lily Chow 周莉莉小姐	3/4		
Mr Chang Wan Lung, Robert (appointed on 21st May 2007) 張雲龍先生 (於二零零七年五月二十一日獲委任)	3/4		
Mr Ho Sai Hou (appointed on 1st April 2008) 何世豪先生 (於二零零八年四月一日獲委任)	Not Applicable 不適用		
Mr Fung Pak Kwan (resigned as Managing Director on 1st April 2007) 馮伯坤先生 (於二零零七年四月一日辭任董事總經理)	Not Applicable 不適用		1/1
Mr Kan Ka Hon (resigned on 31st March 2008) 簡嘉翰先生 (於二零零八年三月三十一日辭任)	4/4		
<i>Independent Non-Executive Directors</i> 獨立非執行董事			
Mr Shinichi Yonehara 米原慎一先生	4/4	2/2	1/1
Mr Wu King Cheong 胡經昌先生	4/4	2/2	1/1
Mr Leung Kwong Kin (appointed on 1st April 2008) 梁光建先生 (於二零零八年四月一日獲委任)	Not Applicable 不適用		
Mr Lau Kai Shu, Frank (appointed on 1st April 2008) 劉啓樞先生 (於二零零八年四月一日獲委任)	Not Applicable 不適用		
Mr Kwong Man Sing (resigned on 31st March 2008) 鄭文星先生 (於二零零八年三月三十一日辭任)	4/4	2/2	1/1

The Board members have no financial, business, family or other relationships with each other save for that Dr Chow is the father of Mr Chow Vee Tsung, Oscar and Miss Lily Chow. Each of the Independent Non-Executive Directors has confirmed in writing his independence to the Company pursuant to Rule 3.13 of the Listing Rules.

除周亦卿博士為周維正先生及周莉莉小姐之父親外，各董事會成員之間概無財務、業務、親屬或其他關係。各獨立非執行董事已根據上市規則第3.13條規定已就其獨立性以書面確認。



## APPOINTMENT AND RE-ELECTION OF DIRECTORS

Since the Board is involved in the appointment of new Directors, the Company has not established a Nomination Committee. The Board will take into consideration criteria such as expertise, experience, integrity and commitment when considering new director appointments. All candidates must also meet the standards as set forth in Rules 3.08 and 3.09 of the Listing Rules. A candidate who is to be appointed as an Independent Non-Executive Director should also meet the independence criteria set out in Rule 3.13 of the Listing Rules.

In accordance with the Bye-Laws of the Company, all Directors are subject to retirement by rotation and re-election at annual general meetings of the Company. New Directors appointed by the Board during the year are required to retire and submit themselves for re-election at the annual general meeting or general meeting immediately following their appointments. Further, at each annual general meeting, one-third of the Directors, or, if their number is not a multiple of three, then the number nearest to but not less than one-third are required to retire from office by rotation and no later than the third annual general meeting since the last re-election or appointment of such Director. Currently, all Independent Non-Executive Directors are not appointed for a specific term.

Appointment and resignation of Executive Directors and Independent Non-Executive Directors were considered and confirmed at an Executive Committee meeting of the Company on 21st May 2007 with the attendance of Dr Chow Yei Ching and Mr Chow Vee Tsung, Oscar and by full Board on 1st April 2008.

## CHAIRMAN AND CHIEF EXECUTIVE OFFICER

The CG Code provision stipulates that the roles of chairman and chief executive officer should be separate and should not be performed by the same person. The Chairman of the Company is Dr Chow Yei Ching and the Managing Director is Mr Chow Vee Tsung, Oscar. The role of the Chairman is separate from that of the Managing Director. The Chairman is responsible for overseeing the functioning of the Board while the Managing Director is responsible for managing the Group's businesses.

## 董事之委任及重選

由於董事會參與新董事的委任，因此本公司並無成立提名委員會。在提名新董事時，董事會會考慮彼等之專業知識、經驗、誠信及承擔等各方面的資歷。所有候選人均已符合上市規則第3.08及3.09條之要求，而在委任獨立非執行董事時，候選人亦必須符合上市規則3.13條所載之指引之獨立性。

根據公司細則，所有董事須於本公司之股東週年大會上輪值告退，並膺選連任。於年內獲董事會委任之董事亦須在獲委任後之首次股東週年大會或繼委任後的普通會議上退任，並可膺選連任。再者，於每屆股東週年大會上須有三分之一或（如董事退任人數不是三的倍數）最接近但不少於三分之一的董事退任，而每位董事均須在其上次當選或重選後不超過三屆之股東週年大會上退任。現時，所有獨立非執行董事均沒有指定任期。

委任及辭任之執行董事及獨立非執行董事於二零零七年五月二十一日在本公司執行委員會會議上作考慮，並由周亦卿博士及周維正先生列席該會議及於二零零八年四月一日由全體董事通過。

## 主席及行政總裁

企業管治守則條文規定主席及行政總裁之角色必須分開及不能由同一人兼任。本公司的主席為周亦卿博士，而董事總經理為周維正先生。主席與董事總經理的職務明確劃分，主席負責監督董事會職能運作，董事總經理則負責管理本集團的業務。

## AUDIT COMMITTEE

The Audit Committee was established in 1998 with written terms of reference. Mr Leung Kwong Kin Independent Non-Executive Director, was appointed Chairman of the committee on 1st April 2008 to succeed Mr Kwong Man Sing after his resignation as Independent Non-Executive Director and Chairman of the committee on 31st March 2008. They are qualified accountants with extensive experience in financial reporting and controls. Other members include all other Independent Non-Executive Directors, namely, Mr Shinichi Yonehara, Mr Wu King Cheong and Mr Lau Kai Shu, Frank (who was appointed on 1st April 2008). The Audit Committee is responsible for the appointment of external auditors, review of the Group's financial information and oversight of the Group's financial reporting system, internal control procedures and risk management frameworks. It is also responsible for reviewing the interim and final results of the Group prior to recommending them to the Board for approval. Its terms of reference are accessible on the Company's website, <http://www.chevalier.com>.

The Audit Committee held two meetings during the year ended 31st March 2008. At the meetings, it reviewed the connected transactions (if any), the interim results for the six months ended 30th September 2007 and last year's final results for the year ended 31st March 2007, and has reviewed with Management the accounting principles and practices adopted by the Group and discussed the auditing, internal controls, financial reporting matters and risk management systems of the Group. The final results for the year ended 31st March 2008 were reviewed by the Audit Committee in its meeting held on 14th July 2008.

## REMUNERATION COMMITTEE

The Remuneration Committee was established on 10th March 2005 with written terms of reference. Mr Wu King Cheong was the Chairman of the committee. Other members of the committee include Messrs Shinichi Yonehara, Leung Kwong Kin and Lau Kai Shu, Frank (both appointed on 1st April 2008), Kwong Man Sing (resigned on 31st March 2008) and Chow Vee Tsung, Oscar. The Remuneration Committee is responsible for reviewing and determining the compensation and benefits of the Directors and senior management of the Company. Its terms of reference are accessible on the Company's website, <http://www.chevalier.com>.

The Remuneration Committee held a meeting during the year ended 31st March 2008 to review the remuneration packages paid to Directors and Senior Management for the year ended 31st March 2008.

## 審核委員會

有書面訂明職權範圍之審核委員會已於一九九八年成立。獨立非執行董事梁光建先生於二零零八年四月一日出任該委員會之主席，以替任鄭文星先生於二零零八年三月三十一日辭任的獨立非執行董事及該委員會之主席。彼等為處理財務報告及監控方面具資深經驗的合資格會計師。其他成員包括所有其他獨立非執行董事米原慎一先生、胡經昌先生及劉啓樞先生（彼於二零零八年四月一日獲委任）所組成。審核委員會負責委任外聘核數師、審閱本集團之財務資料及監察本集團之財務報告系統和內部監控程序及風險管理架構等事宜。該委員會負責審閱本集團中期及末期業績後才向董事會作出建議是否批准有關業績。審核委員會的具體職權範圍已載於本公司網站<http://www.chevalier.com>內。

審核委員會於二零零八年三月三十一日止年度內共舉行了兩次會議，並審閱關連交易（如適用），截至二零零七年九月三十日止六個月的中期業績和截至二零零七年三月三十一日止上年度的末期業績，與管理層審閱本集團所採納的會計準則，及討論核數、內部監控、財務報告及本集團之風險管理系統。截至二零零八年三月三十一日止之末期業績已經審核委員會於二零零八年七月十四日召開之會議上審閱。

## 薪酬委員會

有書面訂明職權範圍之薪酬委員會已於二零零五年三月十日成立。該委員會之主席為胡經昌先生。其他成員包括米原慎一先生、梁光建先生及劉啓樞先生（兩位於二零零八年四月一日獲委任）、鄭文星先生（於二零零八年三月三十一日辭任）及周維正先生。薪酬委員會負責審閱及釐定本公司董事及高級管理人員的薪酬及福利。薪酬委員會的具體職權範圍已載於本公司網站<http://www.chevalier.com>內。

薪酬委員會於二零零八年三月三十一日止年度內共舉行了一次會議，並審閱截至二零零八年三月三十一日止支付予董事及高級管理人員之薪酬待遇。

## MANAGEMENT COMMITTEE

The Board has delegated the authority and responsibility for implementing its business strategies and managing the daily operations of the Group's business to an Executive Committee which was established in 1989. Members of the Executive Committee comprise 6 Executive Directors, namely Dr Chow Yei Ching, Mr Chow Vee Tsung, Oscar, Mr Kuok Hoi Sang, Miss Lily Chow, Mr Chang Wan Lung, Robert and Mr Ho Sai Hou.

## INTERNAL CONTROL

The Board has overall responsibilities for maintaining sound and effective internal controls in the Group. During the year, the Board has conducted a review of the effectiveness of the Group's system of internal control, covering financial, operational, compliance control and risk management functions. The Group's system of internal control includes a defined management structure with limits of authority, and is designed to help the Group achieve its business objectives, safeguard its assets against unauthorised use or disposition, ensure the maintenance of proper accounting records for the provision of reliable financial information for internal use or for publication, and ensure compliance with relevant laws and regulations. The system is designed to provide reasonable, but not absolute, assurance against material misstatement or loss, and to manage rather than eliminate all risks of failure in the Group's operational systems and in the achievement of the Group's business objectives.

The Internal Audit Department plays a major role in monitoring the internal controls of the Group and reports directly to the Chairman. It has unrestricted access to review all aspects of the Group's activities and internal controls. It also conducts special audits of areas of concern identified by Management or the Audit Committee. The Internal Audit Department adopts a risk-based audit approach. All audit reports are circulated to the Audit Committee and key management. The Internal Audit Department is also responsible for following up the implementation of recommendations and corrective actions. The Audit Committee has free and direct access to the Head of Internal Audit Department without reference to the Chairman or Management.

## DIRECTORS' AND AUDITOR'S RESPONSIBILITIES FOR THE FINANCIAL STATEMENTS

The Directors acknowledge that it is their responsibilities in preparing the financial statements for the year ended 31st March 2008 on a going concern basis.

The Auditor of the Company acknowledge their reporting responsibilities in the auditor's report on the financial statements for the year ended 31st March 2008 as set out in the Independent Auditor's Report on page 40 to 41.

## 管理委員會

董事會已授權於一九八九年成立之管理委員會負責推行其商業策略及管理本集團的日常商業運作。管理委員會由周亦卿博士、周維正先生、郭海生先生、周莉莉小姐、張雲龍先生及何世豪先生六位執行董事所組成。

## 內部監控

董事會全權負責維持本集團穩健和有效的內部監控系統。年內，董事會已檢討本集團在財務、運作、法規遵守的內部監控及風險管理的成效。本集團的內部監控系統包括界定管理架構及其相關的權限以協助集團達至商業指標、保管資產以防未經授權之使用或處理、確定保存適當的會計記錄作為可靠的財務資料供內部使用或對外發放，並確保符合相關法例與規則。上述監控系統旨在合理地（但並非絕對地）保證並無重大失實陳述或損失，並管理（但並非完全消除）本集團營運系統的失誤及未能達標的風險。

內部審核部在本集團的內部監控事宜上擔當重要角色並直接向主席匯報，在不受限制下審閱本集團各方面的事務及內部監控事宜，並就管理層或審核委員會關注的範疇進行特別審核。內部審核部採納以風險為本的審核原則。所有審核報告均會交由審核委員會及主要管理層傳閱。內部審核部亦負責跟進有關建議及改善措施的執行。審核委員會可與內部審核部主管直接接洽而毋須知會主席或管理層。

## 董事和核數師對財務報表的責任

董事會確認在負責編製截止二零零八年三月三十一日止年度之財務報表已按照持續經營的基準編製。

本公司之核數師確認彼等對本公司截至二零零八年三月三十一日止年度財務報表的責任載於第40頁至41頁的獨立核數師報告書中。

## AUDITOR'S REMUNERATION

During the financial year ended 31st March 2008, the fees paid/payable to the auditors in respect of audit and non-audit services to the Group were as follows:

		Amount (HK\$'000) 金額 (港幣千元)
Audit services	核數服務	1,010
Non-audit services	非核數服務	
(i) Tax services	(i) 稅務服務	62
(ii) Other services	(ii) 其他服務	100

## MODEL CODE FOR SECURITIES TRANSACTIONS

The Company has adopted the Model Code for Securities Transactions by Directors of Listed Companies (the "Model Code") as set out in Appendix 10 of the Listing Rules. Following a specific enquiry, each of the Directors confirmed that he/she has complied with the Model Code throughout the year.

## SOCIAL RESPONSIBILITY

To enhance the community relations, the Group has participated different charitable and voluntary organisations in various community activities. During the year, Watermark, a prestigious restaurant under Igor's Group Hong Kong, held a fundraising dinner and auction for raising HK\$700,000 and "SantaFest" at "The Cavern", "La Bodega", "Stormies" and "Marlin" for raising HK\$680,000 for ROSEcharities to support the operation of the Children's Surgical Centre in Phnom Penh, Cambodia. In addition, Pacific Coffee supported a charity program, "Operation Santa Claus" for 11 years by placing donation boxes in shops and donating earnings. Pacific Coffee also sponsored "Kid's puppet-making workshop," to promote children's art and sponsored the Hong Kong Literary Festival, in which the author of the popular children series "Horrid Henry", Francesca Simon, was invited to recite stories to a group of children and arousing children's interest in reading and writing.

## INVESTOR AND SHAREHOLDER RELATIONS

The Group's senior management maintains close communications with investors, analysts, fund managers and the media by various channels including individual interviews and meetings. The Group also responds promptly to request for information and queries from the investors.

The Board also welcomes the views of shareholders on matters affecting the Group and encourages them to attend shareholders' meetings to communicate any concerns they might have with the Board or Management directly.

The Company provides extensive information of the Group timely to the shareholders and the public through the publication of interim and annual reports, circulars, notices and announcements. The financial and other information relating to the Group is disclosed on the Company's website at <http://www.chevalier.com>.

## 核數師之酬金

截至二零零八年三月三十一日止財政年度內，就本集團之核數及其他非核數服務已支付／應付核數師酬金如下：

		Amount (HK\$'000) 金額 (港幣千元)
Audit services	核數服務	1,010
Non-audit services	非核數服務	
(i) Tax services	(i) 稅務服務	62
(ii) Other services	(ii) 其他服務	100

## 證券交易的標準守則

本公司已採納了〈上市規則〉附錄十所載之《上市發行人董事進行證券交易》的標準守則（「標準守則」）。經具體查詢後，每位董事均確認於本年度內已遵守標準守則。

## 社會責任

為加強社會關係，本集團參與多個慈善及志願團體舉辦的多項社會活動。年內，香港Igor's旗下的高級餐廳Watermark舉行大型慈善晚宴及拍賣及於The Cavern, La Bodega, Stormies及Marlin舉行「SantaFest聖誕老人勁飲」活動，為慈善團體ROSEcharities分別籌得港幣70萬元及港幣68萬元。ROSEcharities成立目標是幫助柬埔寨金邊兒童手術中心籌募營運經費。此外，Pacific Coffee第十一年支持的大型籌款活動「愛心聖誕大行動」，透過在店內放置捐款箱並捐出部份收益。Pacific Coffee贊助「兒童藝術工作坊」，推動兒童藝術，並贊助「香港文學節」邀請著名兒童圖書系列「Horrid Henry」作家Francesca Simon為小朋友說故事，培育兒童對閱讀和寫作的興趣。

## 與投資者及股東之關係

本集團之高級管理人員透過多樣化的方式如個別訪問及會議與投資者、分析員、基金經理及傳媒保持緊密之溝通。本集團亦對投資者索取資料之要求和提問作出即時回應。

董事會亦歡迎股東對影響本集團的事項提出意見，並鼓勵他們出席股東大會，藉以直接向董事會或管理層反映他們關注的事項。

本公司透過刊發中期及年度報告、通函、通告及公佈致力按時為股東及公眾人士提供全面的集團資料，而有關於本集團的財務報告及其他資料亦載於本公司網站<http://www.chevalier.com>內。



# Report of the Directors

## 董事會報告書

The Directors present to shareholders their annual report together with the audited financial statements of the Company and of the Group for the year ended 31st March 2008.

### CHANGE OF COMPANY NAME

On 4th May 2007, the Company changed its English name to Chevalier Pacific Holdings Limited and the Chinese name “其士泛亞控股有限公司” has been adopted for identification purpose.

### PRINCIPAL ACTIVITIES

The principal activity of the Company is investment holding while the principal activities of its principal subsidiaries and associates are shown on note 40 and note 19 to the financial statements respectively.

The Group's revenue and results for the year ended 31st March 2008 analysed by business and geographical segments are set out in note 31 to the financial statements.

### RESULTS AND APPROPRIATIONS

The results of the Group for the year ended 31st March 2008 are set out in the consolidated income statement on page 42. An interim dividend of HK3.0 cents per share was paid on Wednesday, 9th January 2008. The Directors now recommend the payment of a final dividend of HK7.0 cents per share.

### CLOSURE OF REGISTER OF MEMBERS

For the purpose of qualifying for the proposed final dividend and determining the identity of the shareholders entitled to attend and vote at the annual general meeting of the Company to be held on Friday, 26th September 2008, the Register of Members of the Company will be closed from Tuesday, 23rd September 2008 to Friday, 26th September 2008, both days inclusive, during which period no transfer of shares will be effected. To qualify for the proposed final dividend, all transfers of shares accompanied by the relevant share certificates must be lodged with the Company's Branch Share Registrars in Hong Kong, Tricor Standard Limited of 26th Floor, Tesbury Centre, 28 Queen's Road East, Hong Kong for registration not later than 4:00 p.m. on Monday, 22nd September 2008.

### SHARE CAPITAL

Movements in the Company's share capital during the year are set out in note 28 to the financial statements.

### SHARE OPTION SCHEME

Particulars of the share option scheme to subscribe for shares in the Company during the year are set out in note 37 to the financial statements.

### RESERVES

Movements in reserves of the Group and the Company during the year are set out in note 29 to the financial statements.

As at 31st March 2008, the Company's reserves available for distribution to shareholders amounted to HK\$115 million (2007: HK\$63.1 million).

董事會將本公司及本集團截至二零零八年三月三十一日止年度報告書及經審核財務報表提呈各股東省覽。

### 更改公司名稱

於二零零七年五月四日，本公司之英文名稱更改為「Chevalier Pacific Holdings Limited」，並採納「其士泛亞控股有限公司」為其中文名稱，以作識別用途。

### 主要業務

本公司之主要業務為投資控股，而其主要附屬公司及聯營公司之主要業務分別載於財務報表附註40及19內。

本集團截至二零零八年三月三十一日止年度按業務及地區分類之收益及業績之分析載於財務報表附註31內。

### 業績及撥用

本集團截至二零零八年三月三十一日止年度之業績載於第42頁之綜合收益表內。中期股息每股港幣3.0仙已於二零零八年一月九日（星期三）以現金支付。董事會現建議派發末期股息每股港幣7.0仙。

### 暫停股份過戶登記

為確保獲得建議派發之末期股息及釐定有權出席本公司於二零零八年九月二十六日（星期五）舉行之股東週年大會並於會上投票之股東身份，本公司將於二零零八年九月二十三日（星期二）至二零零八年九月二十六日（星期五）（首尾兩日包括在內）暫停辦理股份過戶登記手續。為確保獲得建議派發之末期股息，持有本公司股份之人士，請於二零零八年九月二十二日（星期一）下午四時前，將所有股份過戶文件連同有關股票，送達本公司之香港股份過戶登記分處卓佳標準有限公司，地址為香港皇后大道東二十八號金鐘匯中心二十六樓，以便辦理過戶登記手續。

### 股本

年度內，本公司股本之變動載於財務報表附註28內。

### 購股權計劃

年度內，本公司之購股權計劃可予認購股份詳情載於財務報表附註37內。

### 儲備

年度內，本集團及本公司之儲備的變動載於財務報表附註29內。

於二零零八年三月三十一日，本公司可供分派予股東之儲備達港幣1.15億元（二零零七年：港幣6,310萬元）。

## INVESTMENT PROPERTY

Movements in investment property of the Group during the year are set out in note 15 to the financial statements.

## PROPERTY, PLANT AND EQUIPMENT

Movements in property, plant and equipment of the Group during the year are set out in note 16 to the financial statements.

## BORROWINGS

Details of bank loans and other borrowings of the Group as at 31st March 2008 are set out in note 27 to the financial statements.

## FINANCIAL SUMMARY

A financial summary of the Group is shown on pages 2 and 3.

## MAJOR CUSTOMERS AND SUPPLIERS

The five largest suppliers accounted for 59.7% of the Group's purchases for the year whereas the five largest customers accounted for 2.2% of the Group's revenue for the year. The largest supplier and the largest customer accounted for 17.5% and 1.0% of the Group's purchases and revenue respectively. None of the Directors, their associates nor any shareholder (whom to the knowledge of the Directors owns more than 5.0% of the Company's issued share capital) has any interest in the Group's five largest suppliers or five largest customers.

## INFORMATION OF INVESTMENT PROPERTY

Information of the investment property of the Group as at 31st March 2008 is set out on page 25.

## EMPLOYEES AND REMUNERATION POLICIES

As at 31st March 2008, the Group employed under its subsidiaries approximately 640 full time staff globally. Total staff costs amounted to approximately HK\$73.0 million for the year ended 31st March 2008. The remuneration policies are reviewed periodically on the basis of the nature of job, market trend, company performance and individual performance. Other staff benefits include bonuses awarded on a discretionary basis, medical schemes, retirement schemes and employees' share option scheme.

## DONATIONS

During the year, the Group made donations of HK\$83,000 to charitable bodies.

## PRE-EMPTIVE RIGHTS

There are no provision for pre-emptive rights under the Company's Bye-laws although there are no restriction against such rights under the laws in Bermuda where the Company is incorporated.

## 投資物業

年度內，本集團之投資物業的變動載於財務報表附註15內。

## 物業、廠房及設備

年度內，本集團之物業、廠房及設備的變動載於財務報表附註16內。

## 借款

本集團在二零零八年三月三十一日之銀行借款及其他借貸之詳情載於財務報表附註27。

## 財務概要

本集團之財務概要載於第2頁及3頁。

## 主要客戶及供應商

本集團之五大供應商佔本集團本年度進貨額59.7%，而本集團之五大客戶佔本集團本年度收益2.2%。其中最大供應商及客戶分別佔本集團進貨額及收益為17.5%及1.0%。本公司各董事、其聯繫人士或任何股東（就各董事所知其擁有本公司已發行股本逾5.0%者）概無與本集團之五大供應商或五大客戶有任何權益。

## 投資物業資料

本集團於二零零八年三月三十一日之投資物業資料載於第25頁。

## 僱員及薪酬制度

於二零零八年三月三十一日，本集團旗下附屬公司於全球僱用約640名全職員工。截至二零零八年三月三十一日止年度，員工總開支約為港幣7,300萬元。本集團之薪酬制度乃根據僱員之工作性質、市場趨勢、公司業績及個別員工之表現而作出定期評估。其他員工福利包括酌情發放花紅獎賞、醫療計劃、退休金計劃及僱員購股權計劃等。

## 慈善捐款

年度內，本集團捐款予慈善機構為港幣8.3萬元。

## 優先承讓權

本公司之細則並無優先承讓權之規定，雖然根據本公司之註冊地百慕達之法例，對此並無作出任何限制。

## PURCHASE, SALE OR REDEMPTION OF LISTED SECURITIES

There was no purchase, sale or redemption of listed securities of the Company by the Company or any of its subsidiaries during the year.

## DIRECTORS

The Directors who held office during the year and up to the date of this report were:

### Executive Directors

Dr CHOW Yei Ching	(Chairman)
Mr CHOW Vee Tsung, Oscar	(Managing Director)
Mr KUOK Hoi Sang	
Miss Lily CHOW	
Mr CHANG Wan Lung, Robert	(appointed on 21st May 2007)
Mr HO Sai Hou	(appointed on 1st April 2008)
Mr FUNG Pak Kwan	(resigned as Managing Director on 1st April 2007)
Mr KAN Ka Hon	(resigned on 31st March 2008)

### Independent Non-Executive Directors

Mr Shinichi YONEHARA	
Mr WU King Cheong	
Mr LEUNG Kwong Kin	(appointed on 1st April 2008)
Mr LAU Kai Shu, Frank	(appointed on 1st April 2008)
Mr KWONG Man Sing	(resigned on 31st March 2008)

In accordance with the Company's Bye-laws, Messrs HO Sai Hou, LEUNG Kwong Kin, LAU Kai Shu, Frank and CHOW Vee Tsung, Oscar shall retire from office at the forthcoming Annual General Meeting and, being eligible, offer themselves for re-election. The Independent Non-Executive Directors are subject to the same retirement requirements as the Executive Directors.

## DIRECTORS' INTERESTS IN CONTRACTS

Dr CHOW Yei Ching, Messrs CHOW Vee Tsung, Oscar, KUOK Hoi Sang, Shinichi YONEHARA, FUNG Pak Kwan and KAN Ka Hon are interested in certain contracts in that they are the Directors and/or have beneficial interests in CIHL.

Save as aforementioned, no other contract of significance to which the Company or its holding company or any of its subsidiaries or fellow subsidiaries was a party and in which a director had a material interest subsisted at the end of the year or at any time during the year.

## DIRECTORS' INTERESTS IN COMPETING BUSINESS

During the year, none of the Directors have an interest in any business constituting a competing business to the Group.

## 購買、出售或贖回上市證券

年度內，本公司或其任何附屬公司並無購買、出售或贖回本公司之任何上市證券。

## 董事

年度內及截至本報告日期止之在任董事如下：

### 執行董事

周亦卿博士	(主席)
周維正先生	(董事總經理)
郭海生先生	
周莉莉小姐	
張雲龍先生	(於二零零七年五月二十一日獲委任)
何世豪先生	(於二零零八年四月一日獲委任)
馮伯坤先生	(於二零零七年四月一日辭任董事總經理)
簡嘉翰先生	(於二零零八年三月三十一日辭任)

### 獨立非執行董事

米原慎一先生	
胡經昌先生	
梁光建先生	(於二零零八年四月一日獲委任)
劉啓樞先生	(於二零零八年四月一日獲委任)
鄭文星先生	(於二零零八年三月三十一日辭任)

根據本公司之細則，何世豪先生、梁光建先生、劉啓樞先生及周維正先生須於即將召開之股東週年大會上告退，惟願膺選連任。各獨立非執行董事之告退規定與各執行董事相同。

## 董事於合約內之權益

周亦卿博士、周維正先生、郭海生先生、米原慎一先生、馮伯坤先生及簡嘉翰先生在若干合約中擁有權益，概因彼等乃其士國際之董事及／或實益擁有其士國際之權益。

除上文所述者外，本公司或其控股公司或其任何附屬公司或同母系附屬公司於本年底或年度內任何時間，並無簽訂任何可使董事獲得重大利益之合約。

## 董事於競爭性業務之權益

年度內，概無董事與本集團於任何構成競爭之業務中有任何權益。



## DIRECTORS' AND CHIEF EXECUTIVES' INTERESTS IN SECURITIES

As at 31st March 2008, the interests and short positions of the Directors and the chief executives of the Company in the share, underlying shares and debentures of the Company and its associated corporations, within the meaning of Part XV of the Securities and Futures Ordinance (the "SFO"), which have been notified to the Company and the Stock Exchange pursuant to Divisions 7 and 8 of Part XV of the SFO (including interests and short positions which they were taken or deemed to have taken under such provisions of the SFO), or which were required to be recorded in the register to be kept by the Company pursuant to S352 of the SFO or as otherwise required to be notified to the Company and the Stock Exchange pursuant to the Model Code were as follows:

### (a) Interests in the Company – Shares

## 董事及主要行政人員之證券權益

於二零零八年三月三十一日，本公司董事及主要行政人員於本公司及其相聯公司（定義見證券及期貨條例（「證券及期貨條例」）第XV部）之股份、相關股份及債券中所擁有已根據證券及期貨條例第XV部第7及第8分部知會本公司及聯交所之權益及短倉（包括本公司董事根據上述證券及期貨條例條文被列為或視作擁有之權益及短倉），或必須並已記錄於根據證券及期貨條例第352條規定須予存置之登記冊內之權益及短倉，或根據標準守則須知會本公司及聯交所之權益及短倉如下：

### (甲) 本公司權益 – 股份

Name of Directors 董事名稱	Capacity 身份	Number of ordinary shares 普通股股份數目			Approximate percentage of interest 權益概約百分比 (%)
		Personal interests 個人權益	Corporate interests 公司權益	Total 總數	
CHOW Yei Ching 周亦卿	Interest of controlled corporation 受控制公司之權益	–	118,846,933	118,846,933	55.14
KUOK Hoi Sang 郭海生	Beneficial owner 實益擁有人	2,400,000	–	2,400,000	1.11
KAN Ka Hon 簡嘉翰	Beneficial owner 實益擁有人	451,200	–	451,200	0.21
Shinichi YONEHARA 米原慎一	Beneficial owner 實益擁有人	600	–	600	0.00028

\* Dr CHOW Yei Ching has notified the Company that under the SFO, he was deemed to be interested in 118,846,933 shares of the Company which were held by CIHL as Dr Chow beneficially owned 154,682,359 shares in CIHL, representing approximately 55.5% of the issued share capital of CIHL. Dr Chow was deemed to be interested in these shares under the SFO and these shares were same as those shares disclosed in the section "Substantial Shareholders' Interests in Securities" below.

\* 周亦卿博士實益持有其士國際154,682,359股股份，佔其士國際股份約55.5%。根據證券及期貨條例，周博士被視為擁有其士國際持有之本公司股份118,846,933股之權益，周博士並已就此向本公司作出知會。該等股份與下段「主要股東之證券權益」所述之股份相同。

**DIRECTORS' AND CHIEF EXECUTIVES' INTERESTS  
IN SECURITIES** (continued)

**(b) Interests in Associated Corporation – Shares**

董事及主要行政人員之證券權益 (續)

(乙) 相聯公司權益 – 股份

Name of Directors 董事名稱	Associated corporation 相聯公司	Capacity 身份	Number of ordinary shares 普通股股份數目		Approximate percentage of interest 權益概約百分比 (%)
			Personal interests 個人權益	Total 總數	
CHOW Yei Ching 周亦卿	CIHL 其士國際	Beneficial owner 實益擁有人	154,682,359	154,682,359	55.52
KUOK Hoi Sang 郭海生	CIHL 其士國際	Beneficial owner 實益擁有人	98,216	98,216	0.04
KAN Ka Hon 簡嘉翰	CIHL 其士國際	Beneficial owner 實益擁有人	29,040	29,040	0.01
Shinichi YONEHARA 米原慎一	CIHL 其士國際	Beneficial owner 實益擁有人	1,671	1,671	0.001

Save as disclosed above and in "Share Option Schemes" below, as at 31st March 2008, so far as is known to the Directors and the chief executives of the Company, no other person has interests or short positions in the shares, underlying shares and debentures of the Company and any of its associated corporations (within the meaning of Part XV of the SFO) which are required to be notified to the Company and the Stock Exchange pursuant to Divisions 7 and 8 of Part XV of the SFO (including interests and short positions which he is taken or deemed to have taken under such provisions of the SFO); or are required, pursuant to S352 of the SFO, to be recorded in the register referred to therein, or are required, pursuant to the Model Code, to be notified to the Company and the Stock Exchange.

**SHARE OPTION SCHEMES**

A share option scheme of the Company (the "CPHL Scheme") was approved by the shareholders of CIHL and shareholders of the Company on 20th September 2002. Another share option scheme of CIHL (the "CIHL Scheme") was also approved by the shareholders of CIHL on 20th September 2002. The CPHL Scheme and the CIHL Scheme fully comply with Chapter 17 of the Listing Rules. During the year, no share option was granted, exercised, cancelled or lapsed under the CPHL Scheme and the CIHL Scheme. There was no outstanding option under the CPHL Scheme and the CIHL Scheme at the beginning and at the end of the year.

除上文及下文之「購股權計劃」披露者外，於二零零八年三月三十一日，就本公司董事及主要行政人員所知，概無其他人士於本公司或其任何相聯公司（定義見證券及期貨條例第XV部）之股份、相關股份及債券中擁有須根據證券及期貨條例第XV部第7及第8分部知會本公司及聯交所之權益或短倉（包括彼根據上述證券及期貨條例條文被列為或視作擁有之權益或短倉），或須根據證券及期貨條例第352條規定記錄於該條所述登記冊內之權益或短倉；或須根據標準守則知會本公司及聯交所之權益或短倉。

**購股權計劃**

其士國際股東及本公司股東於二零零二年九月二十日批准本公司一項購股權計劃（「其士泛亞計劃」）。其士國際股東於二零零二年九月二十日批准另一項其士國際購股權計劃（「其士國際計劃」）。其士泛亞計劃及其士國際計劃完全符合聯交所上市規則第十七章之規定。年度內，並無購股權根據其士泛亞計劃及其士國際計劃而授出、行使、註銷或失效。於年度初及年結，並無其士泛亞計劃及其士國際計劃尚未行使之購股權之權益。

## DIRECTORS' SERVICE CONTRACTS

No Director offering for re-election at the forthcoming Annual General Meeting has a service contract with the Company which is not determinable by the Company within one year without payment of compensation (other than statutory compensation).

## MANAGEMENT CONTRACTS

Apart from the management agreement entered into with CIHL Group as set out in note 39 to the financial statements, no other contract of significance concerning the management and administration of the whole or any substantial part of the business of the Company or any of its subsidiaries was entered into or subsisted during the year.

## RETIREMENT SCHEMES

The Company and its Hong Kong subsidiaries were participating companies in the Chevalier Group Staff Provident Fund Scheme (the "Scheme") as defined in the Occupational Retirement Schemes Ordinance which is a defined contribution retirement scheme. The Scheme was granted exemption from Mandatory Provident Fund regulations by the Mandatory Provident Fund Scheme Authority and shall not open to new members starting from 1st December 2000. Certain of the Company's overseas subsidiaries contribute to their local government's central pension plans for their employees. Contributions to the Scheme are made by both the employers and the employees at the rate of 5.0% to 45.0% on the employees' salaries.

Pursuant to Government legislation, Bank Consortium Trust Company Limited was selected by the Group as an alternative Mandatory Provident Fund ("MPF") service provider for employees of the Group who join the Group from 1st December 2000. The MPF is available to the employees aged 18 to 65 and with at least 60 days of service under the employment of the Group in Hong Kong. Contributions are made by the Group at 5.0% based on the staff's relevant income at a maximum of HK\$20,000 per month. The benefits are required by law to be preserved until the retirement age of 65.

The Group's total contributions to these schemes charged to the consolidated income statement during the year amounted to HK\$3,091,000.

## 董事服務合約

概無任何於即將召開之股東週年大會膺選連任的董事與本公司簽訂不可在一年內不作補償(法定賠償除外)而可予以終止之服務合約。

## 管理服務合約

除於財務報告附註39內所述之本公司與其士國際集團簽訂的管理服務協議外,年內並無簽署有關管理及經營本公司或其任何附屬公司全部或大部份業務之重要合約。

## 退休金計劃

本公司及其在香港之附屬公司為其士集團僱員公積金計劃(「公積金計劃」)之參與公司,此計劃之定義見職業退休計劃條例,屬界定供款退休計劃。公積金計劃已獲強制性公積金計劃管理局之強制性公積金條例所豁免,並於二零零零年十二月一日起不接受新成員。本公司若干海外附屬公司為僱員在當地政府中央退休金計劃中注入供款。這些計劃乃由僱主及僱員分別以僱員薪金5.0%至45.0%比率注入供款。

根據政府法例,本集團選擇銀聯信託有限公司為強制性公積金(「強積金計劃」)服務供應商,自二零零零年十二月一日起加入本集團之僱員必須參與該計劃。強積金計劃為所有年齡介乎十八至六十五歲,並由本集團承聘於香港工作最少六十天之僱員參加。本集團之供款乃根據僱員有關薪金5.0%注入供款,惟每月薪金以港幣20,000元為上限。根據法例規定,有關利益須保留至六十五歲之退休年齡方可領取。

年度內,本集團在該等計劃之總供款已計入綜合收益表為港幣309.1萬元。



## SUBSTANTIAL SHAREHOLDERS' INTERESTS IN SECURITIES

As at 31st March 2008, so far as is known to the Directors and the chief executives of the Company, the interests and short positions of the persons or corporations in the shares or underlying shares of the Company which have been disclosed to the Company under the provisions of Divisions 2 and 3 of Part XV of the SFO and as recorded in the register required to be kept by the Company under S336 of the SFO were as follows:

Substantial shareholders	Capacity	Number of Shares held (Long position)	Approximate percentage of interest
主要股東	身份	持股份數量 (好倉)	權益概約百分比 (%)
CHOW Yei Ching 周亦卿	Beneficial owner 實益擁有人	118,846,933 (Note 1) (附註1)	55.14
MIYAKAWA Michiko 宮川美智子	Beneficial owner 實益擁有人	118,846,933 (Note 2) (附註2)	55.14
CIHL 其士國際	Beneficial owner 實益擁有人	118,846,933	55.14
CHEN Wai Wai, Vivien 陳慧慧	Beneficial owner 實益擁有人	18,800,000 (Note 3) (附註3)	8.72
Crosby Investment Holdings Inc.	Interest of controlled corporation 受控制公司之權益	18,800,000 (Note 3) (附註3)	8.72
Nan Fung Resources Limited 南豐資源有限公司	Interest of controlled corporation 受控制公司之權益	18,800,000 (Note 3) (附註3)	8.72
Gentfull Investment Limited 俊孚投資有限公司	Beneficial owner 實益擁有人	18,800,000 (Note 3) (附註3)	8.72

Notes:

- Under the SFO, these shares were held by Dr Chow as corporate interests in which Dr Chow was deemed to be interested.
- Under Part XV of the SFO, Ms Miyakawa Michiko, the spouse of Dr Chow, was deemed to be interested in the same parcel of those shares held by Dr Chow.
- Ms Chen Wai Wai, Vivien, Crosby Investment Holdings Inc., Nan Fung Resources Limited are taken to be interested in 18,800,000 shares which were held by Gentfull Investment Limited. Gentfull Investment Limited is wholly owned by Nan Fung Resources Limited and in turn wholly owned by Crosby Investment Holdings Inc. which is 100% owned by Ms Chen Wai Wai, Vivien.

## 主要股東之證券權益

於二零零八年三月三十一日，就本公司董事及主要行政人員所知，下列人士或法團於本公司股份或相關股份中所擁有須根據證券及期貨條例第XV部第2及3分部的條文向本公司披露，及須記錄於本公司根據證券及期貨條例第336條置存之記錄冊內之權益及短倉如下：

Substantial shareholders	Capacity	Number of Shares held (Long position)	Approximate percentage of interest
主要股東	身份	持股份數量 (好倉)	權益概約百分比 (%)
CHOW Yei Ching 周亦卿	Beneficial owner 實益擁有人	118,846,933 (Note 1) (附註1)	55.14
MIYAKAWA Michiko 宮川美智子	Beneficial owner 實益擁有人	118,846,933 (Note 2) (附註2)	55.14
CIHL 其士國際	Beneficial owner 實益擁有人	118,846,933	55.14
CHEN Wai Wai, Vivien 陳慧慧	Beneficial owner 實益擁有人	18,800,000 (Note 3) (附註3)	8.72
Crosby Investment Holdings Inc.	Interest of controlled corporation 受控制公司之權益	18,800,000 (Note 3) (附註3)	8.72
Nan Fung Resources Limited 南豐資源有限公司	Interest of controlled corporation 受控制公司之權益	18,800,000 (Note 3) (附註3)	8.72
Gentfull Investment Limited 俊孚投資有限公司	Beneficial owner 實益擁有人	18,800,000 (Note 3) (附註3)	8.72

附註:

- 根據證券及期貨條例，該等股份由周博士以公司權益持有；而周博士被視為持有該等股份的權益。
- 根據證券及期貨條例第XV部，該等股份由周博士持有。周博士之配偶宮川美智子女士被視為擁有同一批股份之權益。
- 陳慧慧女士、Crosby Investment Holdings Inc.及南豐資源有限公司被視為持有18,800,000股股份。陳慧慧女士持有Crosby Investment Holdings Inc. 100%股權；而Crosby Investment Holdings Inc.持有南豐資源有限公司100%股權，南豐資源有限公司持有俊孚投資有限公司100%股權。

## SUBSTANTIAL SHAREHOLDERS' INTERESTS IN SECURITIES (continued)

Save as disclosed above, as at 31st March 2008, so far as is known to the Directors and the chief executives of the Company, no other person has interests or short positions in the shares, underlying shares and debentures of the Company or any of its associated corporations which were required to be disclosed to the Company under the provisions of Divisions 2 and 3 of Part XV of the SFO and as recorded in the register required to be kept by the Company under S336 of the SFO, or, were directly or indirectly, interested in 5% or more of the nominal value of any class of share capital carrying rights to vote in all circumstances at general meetings of the Company.

## ARRANGEMENT FOR ACQUISITION OF SHARES OR DEBENTURES

Except for the share option schemes adopted by the Company and its associated corporations, at no time during the year was the Company or its holding company or any of its subsidiaries or fellow subsidiaries a party to any arrangement to enable the Directors of the Company to acquire benefits by means of the acquisition of shares in or debentures of the Company or any other body corporate.

## CORPORATE GOVERNANCE

The Board of the Company is committed to maintain high standards of corporate governance. The Company has complied throughout the year ended 31st March 2008 with the Code on Corporate Governance Practices as set out in Appendix 14 of the Listing Rules with exception of deviation. Detailed information on the Company's corporate governance practices is set out in the Corporate Governance Report contained on pages 26 to 31 of the Annual Report.

## SUFFICIENCY OF PUBLIC FLOAT

According to the information that is publicly available to the Company and within the knowledge of the Board, the percentage of the Company's share which are in the hands of the public exceeds 25% of the Company's total number of issued shares as at 16th July 2008, the latest practicable date to ascertain such information prior to the issue of this annual report.

## AUDITOR

The financial statements have been audited by Messrs PricewaterhouseCoopers who retire and, being eligible, offer themselves for re-appointment at the forthcoming annual general meeting of the Company.

On behalf of the Board

**CHOW Yei Ching**  
Chairman

Hong Kong, 16th July 2008

## 主要股東之證券權益 (續)

除上文所披露者外，就本公司董事及主要行政人員所知，於二零零八年三月三十一日，概無任何其他人士於本公司或其任何相聯公司之股份、相關股份及債券中擁有須根據證券及期貨條例第XV部第2及第3分部向本公司披露之權益或短倉，及須記錄於本公司根據證券及期貨條例第336條置存之記錄冊內，或直接或間接持有任何類別股本（附有權利在任何情況下可於本公司之股東大會上投票之股本）面值百分之五或以上權益。

## 購買股份或債券之安排

除本公司及其相聯公司採納之購股權計劃外，於本年度任何時間內，本公司或其任何控股公司或其任何附屬公司或同系附屬公司概無參與任何安排，使本公司董事透過購買本公司或任何其他公司之股份或債券而獲得利益。

## 企業管治

本公司董事會致力維持高水平之企業管治常規。截至二零零八年三月三十一日止，除若干偏離外，本公司在整個年度一直遵守上市規則附錄十四所載之最佳應用守則的指引，有關本公司之企業管治常規已詳載於本年報第26頁至第31頁之企業管治報告書內。

## 足夠公眾持股量

根據本公司獲得之公開資料及據董事會所知，於二零零八年七月十六日（即本年報刊發前確定該等資料的最後實際可行日期），公眾人士所持有本公司股份超過本公司已發行股份總數25%。

## 核數師

本財務報表由羅兵咸永道會計師事務所審核。羅兵咸永道會計師事務所將會告退，並符合資格願在應屆股東週年大會重獲委任。

承董事會命

主席  
周亦卿

香港，二零零八年七月十六日

# Independent Auditor's Report

## 獨立核數師報告書

### TO THE SHAREHOLDERS OF CHEVALIER PACIFIC HOLDINGS LIMITED (incorporated in Bermuda with limited liability)

We have audited the consolidated financial statements of Chevalier Pacific Holdings Limited (the "Company") and its subsidiaries (together, the "Group") set out on pages 42 to 108, which comprise the consolidated and company balance sheets as at 31st March 2008, and the consolidated income statement, the consolidated statement of changes in equity and the consolidated cash flow statement for the year then ended, and a summary of significant accounting policies and other explanatory notes.

#### Directors' responsibility for the financial statements

The directors of the Company are responsible for the preparation and the true and fair presentation of these consolidated financial statements in accordance with Hong Kong Financial Reporting Standards issued by the Hong Kong Institute of Certified Public Accountants and the disclosure requirements of the Hong Kong Companies Ordinance. This responsibility includes designing, implementing and maintaining internal control relevant to the preparation and the true and fair presentation of financial statements that are free from material misstatement, whether due to fraud or error; selecting and applying appropriate accounting policies; and making accounting estimates that are reasonable in the circumstances.

#### Auditor's responsibility

Our responsibility is to express an opinion on these consolidated financial statements based on our audit and to report our opinion solely to you, as a body, in accordance with Section 90 of the Companies Act 1981 of Bermuda and for no other purpose. We do not assume responsibility towards or accept liability to any other person for the contents of this report.

We conducted our audit in accordance with Hong Kong Standards on Auditing issued by the Hong Kong Institute of Certified Public Accountants. Those standards require that we comply with ethical requirements and plan and perform the audit to obtain reasonable assurance as to whether the financial statements are free from material misstatement.

An audit involves performing procedures to obtain audit evidence about the amounts and disclosures in the financial statements. The procedures selected depend on the auditor's judgement, including the assessment of the risks of material misstatement of the financial statements, whether due to fraud or error. In making those risk assessments, the auditor considers internal control relevant to the entity's preparation and true and fair presentation of the financial statements in order to design audit procedures that are appropriate in the circumstances, but not for the purpose of expressing an opinion on the effectiveness of the entity's internal control. An audit also includes evaluating the appropriateness of accounting policies used and the reasonableness of accounting estimates made by the directors, as well as evaluating the overall presentation of the financial statements.

We believe that the audit evidence we have obtained is sufficient and appropriate to provide a basis for our audit opinion.

### 致其士泛亞控股有限公司股東 (於百慕達註冊成立之有限責任公司)

本核數師(以下簡稱「我們」)已審核列載於第42至108頁其士泛亞控股有限公司(「貴公司」)及其附屬公司(以下合稱「貴集團」)的綜合財務報表。此綜合財務報表包括於二零零八年三月三十一日的綜合及公司資產負債表與截至該日止年度的綜合收益表、綜合權益變動表和綜合現金流量表,以及主要會計政策概要及其他附註解釋。

#### 董事就財務報表須承擔的責任

貴公司董事須負責根據香港會計師公會頒佈的香港財務報告準則及按照香港《公司條例》的披露規定編製及真實而公平地列報該等綜合財務報表。這責任包括設計、實施及維護與編製及真實而公平地列報財務報表相關的內部控制,以使財務報表不存在由於欺詐或錯誤而導致的重大錯誤陳述;選擇和應用適當的會計政策;及按情況下作出合理的會計估計。

#### 核數師的責任

我們的責任是根據我們的審核對該等綜合財務報表作出意見,並按照百慕達一九八一年《公司法》第90條僅向整體股東報告,除此之外本報告別無其他目的。我們不會就本報告的內容向任何其他人士負上或承擔任何責任。

我們已根據香港會計師公會頒佈的香港審計準則進行審核。這些準則要求我們遵守道德規範,並規劃及執行審核,以合理確定此等財務報表是否不存有任何重大錯誤陳述。

審核涉及執行政序以獲取有關財務報表所載金額及披露資料的審核憑證。所選定的程序取決於核數師的判斷,包括評估由於欺詐或錯誤而導致財務報表存有重大錯誤陳述的風險。在評估該等風險時,核數師考慮與該公司編製及真實而公平地列報財務報表相關的內部控制,以設計適當的審核程序,但並非為對公司的內部控制的效能發表意見。審核亦包括評價董事所採用的會計政策的合適性及所作出的會計估計的合理性,以及評價財務報表的整體列報方式。

我們相信,我們所獲得的審核憑證是充足和適當地為我們的審核意見提供基礎。

**Opinion**

In our opinion, the consolidated financial statements give a true and fair view of the state of affairs of the Company and of the Group as at 31st March 2008 and of the Group's profit and cash flows for the year then ended in accordance with Hong Kong Financial Reporting Standards and have been properly prepared in accordance with the disclosure requirements of the Hong Kong Companies Ordinance.

**PricewaterhouseCoopers**  
*Certified Public Accountants*

Hong Kong, 16th July 2008

**意見**

我們認為，該等綜合財務報表已根據香港財務報告準則真實而公平地反映貴公司及貴集團於二零零八年三月三十一日的事務狀況及貴集團截至該日止年度的利潤及現金流量，並已按照香港《公司條例》的披露規定妥為編製。

**羅兵咸永道會計師事務所**  
執業會計師

香港，二零零八年七月十六日



# Consolidated Income Statement

## 綜合收益表

For the year ended 31st March 2008 截至二零零八年三月三十一日止年度

		Note	2008 二零零八年 HK\$'000 港幣千元	2007 二零零七年 HK\$'000 港幣千元
		附註		
<b>Continuing operations</b>	<b>持續經營業務</b>			
Revenue	收益	5	<b>311,442</b>	259,903
Cost of sales	銷售成本		<b>(78,978)</b>	(65,779)
Gross profit	毛利		<b>232,464</b>	194,124
Other (expenses)/income, net	其他(支出)/收入·淨值	6	<b>(5,463)</b>	9,042
Other gain, net	其他收益·淨值	7	<b>503</b>	2,850
Operating expenses	經營費用		<b>(218,092)</b>	(178,852)
Operating profit	經營溢利		<b>9,412</b>	27,164
Share of results of associates	所佔聯營公司業績	19	<b>9,631</b>	955
			<b>19,043</b>	28,119
Finance income	財務收入	8	<b>1,431</b>	1,125
Finance costs	財務費用	8	<b>(2,014)</b>	(4,557)
Finance costs, net	財務費用·淨值	8	<b>(583)</b>	(3,432)
Profit before taxation	除稅前溢利	9	<b>18,460</b>	24,687
Income tax expenses	所得稅支出	10	<b>(3,103)</b>	(2,005)
Profit for the year from continuing operations	來自持續經營業務之 本年度溢利		<b>15,357</b>	22,682
<b>Discontinued operations</b>	<b>非持續經營業務</b>			
Profit for the year from discontinued operations	來自非持續經營業務之 本年度溢利	14	<b>10,660</b>	10,979
Profit for the year	本年度溢利		<b>26,017</b>	33,661
Attributable to:	應佔方:			
Equity holders of the Company	本公司股權持有人	13	<b>26,017</b>	33,661
Dividends	股息	11	<b>21,554</b>	13,376
Earnings per share	每股盈利	12		
From continuing operations	來自持續經營業務			
– Basic and diluted (HK cents per share)	– 基本及攤薄 (每股港仙)		<b>7.23</b>	12.51
From discontinued operations	來自非持續經營業務			
– Basic and diluted (HK cents per share)	– 基本及攤薄 (每股港仙)		<b>5.02</b>	6.06
Total (HK cents per share)	總額(每股港仙)		<b>12.25</b>	18.57

The notes on pages 48 to 108 are integral parts of these consolidated financial statements.

第48至108頁之附註乃此等綜合財務報表之組成部份。

## Consolidated Balance Sheet

## 綜合資產負債表

As at 31st March 2008 於二零零八年三月三十一日

			2008 二零零八年 HK\$'000 港幣千元	2007 二零零七年 HK\$'000 港幣千元
	Note 附註			
<b>Non-current assets</b>		<b>非流動資產</b>		
Investment property	15	投資物業	9,800	–
Property, plant and equipment	16	物業、廠房及設備	59,466	58,890
Goodwill	18	商譽	84,010	84,010
Trademark	18	商標	108,000	108,000
Interests in associates	19	所佔聯營公司之權益	77,963	62,092
Available-for-sale investments	20	可供出售之投資	19,423	9,247
Investments at fair value through profit or loss	21	於損益帳按公允值處理之投資	14,884	51,320
Amount due from an associate	19	應收聯營公司帳款	2,733	–
Non-current deposits	23	非流動存出按金	24,395	19,498
			<b>400,674</b>	<b>393,057</b>
<b>Current assets</b>		<b>流動資產</b>		
Inventories	22	存貨	8,621	6,897
Debtors, deposits and prepayments	23	應收帳款、存出按金及預付款項	22,881	24,699
Amount due from an associate	19	應收聯營公司帳款	1,367	–
Income tax recoverable		可取回所得稅	–	2,553
Investments at fair value through profit or loss	21	於損益帳按公允值處理之投資	83,317	62,142
Bank balances and cash equivalents	24	銀行結存及現金等值	200,011	88,250
			<b>316,197</b>	<b>184,541</b>
Non-current assets classified as held for sale	14	分類為持作出售之非流動資產	–	171,479
			<b>316,197</b>	<b>356,020</b>
<b>Current liabilities</b>		<b>流動負債</b>		
Creditors, deposits and accruals	25	應付帳款、存入按金及應付費用	71,490	48,132
Amount due to ultimate holding company	26	應付最終控股公司帳款	1,783	2,104
Amounts due to associates	19	應付聯營公司帳款	2,616	–
Deferred income		遞延收入	3,308	1,073
Provision for taxation		課稅準備	1,923	–
Bank borrowings	27	銀行借款	2,000	52,000
			<b>83,120</b>	<b>103,309</b>
Liabilities directly associated with non-current assets classified as held for sale	14	直接與分類為持作出售之非流動資產有關之負債	–	105,969
			<b>83,120</b>	<b>209,278</b>
<b>Net current assets</b>		<b>流動資產淨值</b>	<b>233,077</b>	<b>146,742</b>
<b>Total assets less current liabilities</b>		<b>總資產減流動負債</b>	<b>633,751</b>	<b>539,799</b>

Consolidated Balance Sheet

綜合資產負債表

As at 31st March 2008 於二零零八年三月三十一日

		Note 附註	2008 二零零八年 HK\$'000 港幣千元	2007 二零零七年 HK\$'000 港幣千元
<b>Capital and reserves</b>	<b>股本及儲備</b>			
Share capital	股本	28	107,770	95,078
Reserves	儲備	29	485,282	386,086
Equity attributable to equity holders of the Company	本公司股權持有人 應佔權益		593,052	481,164
Minority interests	少數股東權益		–	200
<b>Total equity</b>	<b>總權益</b>		<b>593,052</b>	<b>481,364</b>
<b>Non-current liabilities</b>	<b>非流動負債</b>			
Deferred tax liabilities	遞延稅項負債	30	22,199	21,435
Bank borrowings	銀行借款	27	18,500	37,000
			40,699	58,435
<b>Total equity and non-current liabilities</b>	<b>總權益及非流動負債</b>		<b>633,751</b>	<b>539,799</b>

Approved by the Board of Directors on 16th July 2008 and signed on its behalf by:

經董事會於二零零八年七月十六日批准，並由下列董事代表簽署：

**CHOW Vee Tsung, Oscar**

周維正  
Director  
董事

**KUOK Hoi Sang**

郭海生  
Director  
董事

The notes on pages 48 to 108 are integral parts of these consolidated financial statements.

第48至108頁之附註乃此等綜合財務報表之組成部份。

## Balance Sheet

## 資產負債表

As at 31st March 2008 於二零零八年三月三十一日

	Note	2008	2007
	附註	二零零八年 HK\$'000 港幣千元	二零零七年 HK\$'000 港幣千元
<b>Non-current assets</b>	<b>非流動資產</b>		
Property, plant and equipment	物業、廠房及設備	11	54
Interests in subsidiaries	所佔附屬公司之權益	17 490,900	302,313
Interests in associates	所佔聯營公司之權益	19 67,377	61,137
Investments at fair value through profit or loss	於損益帳按公允值處理之投資	21 14,884	14,841
Amount due from an associate	應收聯營公司帳款	19 2,733	–
		<b>575,905</b>	<b>378,345</b>
<b>Current assets</b>	<b>流動資產</b>		
Deposits and prepayments	存出按金及預付款項	23 223	550
Amounts due from subsidiaries	應收附屬公司帳款	17 7,565	86,276
Amount due from an associate	應收聯營公司帳款	19 1,367	–
Investments at fair value through profit or loss	於損益帳按公允值處理之投資	21 –	94
Bank balances and cash equivalents	銀行結存及現金等值	24 2,231	15,215
		<b>11,386</b>	<b>102,135</b>
<b>Current liabilities</b>	<b>流動負債</b>		
Deposits and accruals	存入按金及應付費用	25 22,924	18,238
Amount due to ultimate holding company	應付最終控股公司帳款	26 955	1,404
Amount due to a subsidiary	應付附屬公司帳款	17 2,291	43,918
		<b>26,170</b>	<b>63,560</b>
<b>Net current (liabilities)/assets</b>	<b>流動(負債)/資產淨值</b>	<b>(14,784)</b>	<b>38,575</b>
<b>Total assets less current liabilities</b>	<b>總資產減流動負債</b>	<b>561,121</b>	<b>416,920</b>
<b>Capital and reserves</b>	<b>股本及儲備</b>		
Share capital	股本	28 107,770	95,078
Reserves	儲備	29 453,351	321,842
<b>Total equity</b>	<b>總權益</b>	<b>561,121</b>	<b>416,920</b>

Approved by the Board of Directors on 16th July 2008 and signed on its behalf by:

經董事會於二零零八年七月十六日批准，並由下列董事代表簽署：

**CHOW Vee Tsung, Oscar**  
周維正  
Director  
董事

**KUOK Hoi Sang**  
郭海生  
Director  
董事

The notes on pages 48 to 108 are integral parts of these financial statements.

第48至108頁之附註乃此等財務報表之組成部份。



# Consolidated Statement of Changes in Equity

## 綜合權益變動表

For the year ended 31st March 2008 截至二零零八年三月三十一日止年度

		<b>Equity attributable to equity holders of the Company</b> 本公司股權 持有人應佔權益 HK\$'000 港幣千元	<b>Minority interests</b> 少數股東 權益 HK\$'000 港幣千元	<b>Total equity</b> 總權益 HK\$'000 港幣千元
At 1st April 2006	於二零零六年四月一日	411,100	176	411,276
Exchange difference on translation of operations of overseas subsidiaries and an associate	換算海外附屬公司及一間聯營公司的經營所產生的滙兌差額	5,079	24	5,103
Total income recognised directly in equity	直接於權益確認之收入總額	5,079	24	5,103
Profit for the year	本年度溢利	33,661	-	33,661
Total recognised income and expenses for the year	本年度已確認收入及開支總額	38,740	24	38,764
Dividends paid	已付股息	(13,322)	-	(13,322)
Issue of shares	發行股份	44,744	-	44,744
Share issuance expenses	股份發行開支	(98)	-	(98)
At 31st March 2007	於二零零七年三月三十一日	481,164	200	481,364
Exchange difference on translation of operations of overseas subsidiaries	換算海外附屬公司的經營所產生的滙兌差額	5,153	-	5,153
Exchange fluctuation reserve realised upon disposal of subsidiaries	於出售附屬公司後變現之滙兌浮動儲備	(7,253)	-	(7,253)
Disposal of subsidiaries	出售附屬公司	-	(200)	(200)
Change in fair value of available-for-sale investments	可供出售之投資之公允值變動	11,011	-	11,011
Total income recognised directly in equity	直接於權益確認之收入總額	8,911	(200)	8,711
Profit for the year	本年度溢利	26,017	-	26,017
Total recognised income and expenses for the year	本年度已確認收入及開支總額	34,928	(200)	34,728
Dividends paid	已付股息	(15,087)	-	(15,087)
Issue of shares	發行股份	93,922	-	93,922
Share issuance expenses	股份發行開支	(1,875)	-	(1,875)
At 31st March 2008	於二零零八年三月三十一日	593,052	-	593,052

The notes on pages 48 to 108 are integral parts of these consolidated financial statements.

第48至108頁之附註乃此等綜合財務報表之組成部份。

# Consolidated Cash Flow Statement

## 綜合現金流動表

For the year ended 31st March 2008 截至二零零八年三月三十一日止年度

		Note 附註	2008 二零零八年 HK\$'000 港幣千元	2007 二零零七年 HK\$'000 港幣千元
<b>Cash generated from operations</b>	<b>經營產生之現金</b>	33 (a)	<b>78,445</b>	113,777
Profits tax paid	已繳付利得稅		<b>(495)</b>	(3,707)
Profits tax refund	利得稅退款		<b>2,539</b>	34
<b>Net cash inflow from operating activities</b>	<b>來自經營業務之現金流入淨額</b>		<b>80,489</b>	110,104
<b>Investing activities</b>	<b>投資業務</b>			
Interest received	已收利息		<b>1,627</b>	1,383
Purchase of property, plant and equipment	購買物業、廠房及設備		<b>(28,602)</b>	(46,631)
Purchase of an investment property	購置投資物業		<b>(7,800)</b>	-
Proceeds from disposal of property, plant and equipment	出售物業、廠房及設備之款項		<b>289</b>	219
Purchase of available-for-sale investments	購入可供出售之投資		-	(700)
Investments in associates	投資聯營公司		-	(46,300)
Amount due from an associate	應收聯營公司帳款		<b>(4,100)</b>	(280)
Net cash inflow in respect of the disposal of subsidiaries	出售附屬公司所引致之現金流入淨額	33 (b)	<b>38,370</b>	-
<b>Net cash outflow from investing activities</b>	<b>來自投資業務之現金流出淨額</b>		<b>(216)</b>	(92,309)
<b>Net cash inflow before financing activities</b>	<b>融資業務前之現金流入淨額</b>		<b>80,273</b>	17,795
<b>Financing activities</b>	<b>融資業務</b>			
Issue of shares	發行股份	28 & 29	<b>93,922</b>	44,744
Share issuance expenses	股份發行開支		<b>(1,875)</b>	(98)
Interest paid	已付利息		<b>(2,105)</b>	(5,118)
Dividends paid	已付股息		<b>(15,087)</b>	(13,322)
New bank borrowings raised	新借銀行借款		-	9,000
Repayments of bank borrowings	償還銀行借款		<b>(77,500)</b>	(12,000)
<b>Net cash (outflow)/inflow from financing activities</b>	<b>來自融資業務之現金(流出)／流入淨值</b>		<b>(2,645)</b>	23,206
<b>Increase in bank balances and cash equivalents</b>	<b>銀行結存及現金等值增加</b>		<b>77,628</b>	41,001
<b>Bank balances and cash equivalents at beginning of the year</b>	<b>於年初之銀行結存及現金等額</b>		<b>116,988</b>	72,399
<b>Effect of changes in foreign exchange rates</b>	<b>匯率變動之影響</b>		<b>5,395</b>	3,588
<b>Bank balances and cash equivalents at end of the year</b>	<b>於年終之銀行結存及現金等值</b>		<b>200,011</b>	116,988
Bank balances and cash equivalents at end of the year	於年終之銀行結存及現金等值		<b>200,011</b>	116,988
Less: Included in non-current assets classified as held for sale	減：包括入分類為持作出售之非流動資產	14	-	(28,738)
			<b>200,011</b>	88,250

The notes on pages 48 to 108 are integral parts of these consolidated financial statements.

第48至108頁之附註乃此等綜合財務報表之組成部份。

# Notes to the Financial Statements

## 財務報表附註

### 1 GENERAL INFORMATION

Chevalier Pacific Holdings Limited (the "Company") is a publicly listed company incorporated in Bermuda with limited liability. The addresses of its registered office and principal place of business are Canon's Court, 22 Victoria Street, Hamilton, HM 12, Bermuda and 22nd Floor, Chevalier Commercial Centre, 8 Wang Hoi Road, Kowloon Bay, Hong Kong respectively. The Company's ultimate holding company is Chevalier International Holdings Limited ("CIHL"), a limited liability company incorporated in Bermuda. Both CIHL's and the Company's shares are listed on The Stock Exchange of Hong Kong Limited (the "Stock Exchange").

The principal activity of the Company is investment holding while the activities of its principal subsidiaries are set out in note 40 to the financial statements.

These consolidated financial statements are presented in Hong Kong dollars, which is the same as the functional currency of the Company. These financial statements have been approved for issue by the Board of Directors on 16th July 2008.

### 2 SUMMARY OF SIGNIFICANT ACCOUNTING POLICIES

The principal accounting policies applied in the preparation of these consolidated financial statements are set out below. These policies have been consistently applied to all the years presented, unless otherwise stated.

#### (a) Basis of preparation

The consolidated financial statements have been prepared in accordance with Hong Kong Financial Reporting Standards ("HKFRS"). The consolidated financial statements have been prepared under the historical cost convention, as modified by the revaluation of investment property, available-for-sale investments and investments at fair value through profit or loss.

The preparation of consolidated financial statements in conformity with HKFRS requires the use of certain critical accounting estimates. It also requires management to exercise its judgement in the process of applying the Group's accounting policies. The areas involving a higher degree of judgement or complexity, or areas where assumptions and estimates are significant to the financial statements, are disclosed in note 4.

### 1 一般資料

其士泛亞控股有限公司(「本公司」)為一間公開上市並在百慕達註冊成立之有限責任公司。本公司之註冊辦事處及主要營業地址分別地址為Canon's Court, 22 Victoria Street, Hamilton, HM 12, Bermuda及香港九龍灣宏開道八號其士商業中心二十二字樓。本公司之最終控股公司為其士國際集團有限公司(「其士國際」), 為一間在百慕達註冊成立之有限公司。其士國際及本公司之股份均於香港聯合交易所有限公司(「聯交所」)上市。

本公司之主要業務為投資控股, 而其主要附屬公司之業務已呈列於本財務報表附註40。

本綜合財務報表以港幣列示, 港幣亦為本公司之功能貨幣。本財務報表乃經董事會於二零零八年七月十六日批准刊發。

### 2 重大會計政策概要

編製本綜合財務報表所應用之主要會計政策載於下文。除另有註明者外, 該等政策乃於所有呈列年度貫徹應用。

#### (a) 編製基礎

本綜合財務報表乃根據香港財務報告準則編製。該等綜合財務報表乃按歷史成本慣例編製, 並因按公允值處理之投資物業、可供出售之投資及於損益帳按公允值處理之投資之重估而予以修訂。

根據香港財務報告準則編製之綜合財務報表要求使用某些關鍵會計估計, 並要求管理層在執行本集團之會計政策的過程中實施其判斷。有關涉及重要判斷或高度複雜之範疇, 或作出假設及估計對本財務報表有重大影響之範疇, 乃於附註4內披露。

## 2 SUMMARY OF SIGNIFICANT ACCOUNTING POLICIES (continued)

### (a) Basis of preparation (continued)

In the current year, the Group has applied the following new standards, amendment and interpretations (“new HKFRSs”) issued by the Hong Kong Institute of Certified Public Accountants (“HKICPA”), which are effective for the Group’s financial year beginning 1st April 2007 and relevant to the Group’s operations.

HKAS 1 (Amendment)  
香港會計準則第1號(修訂)  
HKFRS 7  
香港財務報告準則第7號  
HK(IFRIC) – Int 8  
香港(國際財務匯報詮釋委員會)  
– 詮釋第8號  
HK(IFRIC) – Int 9  
香港(國際財務匯報詮釋委員會)  
– 詮釋第9號  
HK(IFRIC) – Int 10  
香港(國際財務匯報詮釋委員會)  
– 詮釋第10號  
HK(IFRIC) – Int 11  
香港(國際財務匯報詮釋委員會)  
– 詮釋第11號

Capital Disclosures  
資本披露  
Financial Instruments: Disclosures  
金融工具: 披露  
Scope of HKFRS 2  
香港財務報告準則第2號之範疇

Reassessment of Embedded Derivatives  
內含衍生工具之重新評估

Interim Financial Reporting and Impairment  
中期財務報告及減值

HKFRS 2 – Group and Treasury Share Transactions  
香港財務報告準則第2號 – 集團及庫存  
股份交易

The adoption of the new HKFRSs had no material effect on how the results and financial position for the current or prior accounting periods have been prepared and presented.

The following standards, amendments and interpretation to existing standards, have been published and are mandatory and relevant for the Group’s accounting periods beginning on or after 1st April 2008 or later periods, but the Group has not early adopted them.

- HKAS 1 (Revised), “Presentation of Financial Statements” (effective from 1st January 2009). HKAS 1 (Revised) requires all owner changes in equity to be presented in a statement of changes in equity. All comprehensive income is presented in one statement of comprehensive income or in two statements (a separate income statement and a statement of comprehensive income). It requires presenting a statement of financial position as at the beginning of the earliest comparative period in a complete set of financial statements when there are retrospective adjustments or reclassification adjustments. However, it does not change the recognition, measurement or disclosure of specific transactions and other events required by other HKFRSs. The Group will apply HKAS 1 (Revised) from 1st April 2009.

## 2 重大會計政策概要 (續)

### (a) 編製基礎 (續)

於本年度，本集團應用由香港會計師公會新頒佈之下述與本集團之運作有關之新訂準則、修訂及詮釋(「新香港財務報告準則」)，並於二零零七年四月一日開始之本集團財政年度生效。

應用這些新香港財務報告準則對本集團本會計年度及以往會計期間之業績及財務狀況編製及呈報方式並無構成重大影響。

本集團必須在二零零八年四月一日或以後開始之會計期間採納下列已公佈並與本集團營運相關之準則、對現行準則之修訂及詮釋，惟本集團並無未提早採納。

- 香港會計準則第1號(經修訂) – 「財務報表之呈報方式」(自二零零九年一月一日起生效)。香港會計準則第1號(經修訂)要求將全部擁有者之權益變動於權益變動表內予以呈報。所有綜合收入須在一份綜合收益表或以兩份報表(一份單獨收益表及一份綜合收入表)內予以呈報。此項修訂規定在進行追溯調整或重新分類調整時，須在一份於最早之比較期間開始之完整財務報表內呈報財務狀況報表。然而，此項修訂並不會改變按其他香港財務報告準則所規定對特定交易或其他事項之確認、計量或披露。本集團將自二零零九年四月一日開始採納香港會計準則第1號(經修訂)。



## 2 SUMMARY OF SIGNIFICANT ACCOUNTING POLICIES (continued)

### (a) Basis of preparation (continued)

- HKAS 23 (Revised), "Borrowing costs" (effective from 1st January 2009). The amendment requires an entity to capitalise borrowing costs directly attributable to the acquisition, construction or production of a qualifying asset (one that takes a substantial period of time to get ready for use or sale) as part of the cost of that asset. The option of immediately expensing those borrowing costs will be removed. The Group will apply HKAS 23 (Revised) from 1st April 2009. The amendment has no material impact on the Group's accounting policies as the Group's existing accounting policy on borrowing costs complies with the amended requirements.
- HKAS 27 (Revised), "Consolidated and Separate Financial Statements" (effective from 1st July 2009). The amendment requires non-controlling interests (i.e. minority interests) to be presented in the consolidated statement of financial position within equity, separately from the equity of the owners of the parent. Total comprehensive income must be attributed to the owners of the parent and to the non-controlling interests even if this results in the non-controlling interests having a deficit balance. Changes in a parent's ownership interest in a subsidiary that do not result in the loss of control are accounted for within equity. When control of a subsidiary is lost, the assets and liabilities and related equity components of the former subsidiary are derecognised. Any gain or loss is recognised in the income statement. Any investment retained in the former subsidiary is measured at its fair value at the date when control is lost. The Group will apply HKAS 27 (Revised) from 1st April 2010.
- HKAS 32 and HKAS 1 Amendments, "Puttable Financial Instruments and Obligations Arising on Liquidation" (effective from 1st January 2009). The amendment requires some puttable financial instruments and some financial instruments that impose on the entity an obligation to deliver to another party a pro rata share of the net assets of the entity only on liquidation to be classified as equity. The Group will apply HKAS 32 and HKAS 1 Amendments from 1st April 2009, but it is not expected to have any impact on the Group's financial statements.

## 2 重大會計政策概要 (續)

### (a) 編製基礎 (續)

- 香港會計準則第23號(經修訂)－「借貸成本」(自二零零九年一月一日起生效)。此項修訂要求實體將收購、興建或生產一項合資格資產(即需要頗長時間籌備以供使用或出售之資產)直接應佔之借貸成本作資本化處理,將其確認為此類資產其中一部分之成本。將借貸成本即時確認為費用之選擇權將被刪除。本集團將自二零零九年四月一日起採納香港會計準則第23號(經修訂)。由於本集團對借貸成本之現有會計政策符合修訂後之要求,故此項修訂對本集團之會計政策並無重大影響。
- 香港會計準則第27號(經修訂)－「綜合及獨立財務報表」(於二零零九年七月一日起生效)。此項修訂規定非控制權益(即少數股東權益)在綜合財務狀況報表權益中予以呈報,獨立於母公司擁有者之權益。綜合收入總額必須由母公司擁有者及非控制權益分佔,即使由此引致非控制權益出現赤字結餘。母公司於附屬公司之擁有權益出現不致於失去控制權之變動應於權益內入賬。當失去附屬公司之控制權時,前附屬公司之資產及負債以及相關之權益部分均終止確認。任何盈虧於收益表確認。任何保留在前附屬公司之投資按其於失去控制權當日之公允值計量。本集團將自二零一零年四月一日起採納香港會計準則第27號(經修訂)。
- 香港會計準則第32號及香港會計準則第1號(修訂本)－「清盤產生之可沽售金融工具及責任」(自二零零九年一月一日起生效)。此項修訂規定尚可沽售金融工具及若干金融工具對實體施加責任,使其僅在清盤時按比例向另一方交付其部分淨資產,則要分類為權益。本集團將自二零零九年四月一日起採納香港會計準則第32號及香港會計準則第1號(修訂本),惟預期不會對本集團之財務報表造成任何影響。

## 2 SUMMARY OF SIGNIFICANT ACCOUNTING POLICIES (continued)

### (a) Basis of preparation (continued)

- HKFRS 2 Amendment, "Share-based Payment Vesting Conditions and Cancellations" (effective from 1st January 2009). The amendment clarifies the definition of "vesting conditions" and specifies the accounting treatment of "cancellations" by the counterparty to a share-based payment arrangement. Vesting conditions are service conditions (which require a counterparty to complete a specified period of service) and performance conditions (which require a specified period of service and specified performance targets to be met) only. All "non-vesting conditions" and vesting conditions that are market conditions shall be taken into account when estimating the fair value of the equity instruments granted. All cancellations are accounted for as an acceleration of vesting and the amount that would otherwise have been recognised over the remainder of the vesting period is recognised immediately. The Group will apply HKFRS 2 Amendment from 1st April 2009, but it is not expected to have any impact on the Group's financial statements.
- HKFRS 3 (Revised), "Business Combination", (effective from 1st July 2009). The amendment may bring more transactions into acquisition accounting as combinations by contract alone and combinations of mutual entities are brought into the scope of the standard and the definition of a business has been amended slightly. It now states that the elements are 'capable of being conducted' rather than 'are conducted and managed'. It requires considerations (including contingent consideration), each identifiable asset and liability to be measured at its acquisition-date fair value, except leases and insurance contracts, reacquired right, indemnification assets as well as some assets and liabilities required to be measured in accordance with other HKFRSs. They are income taxes, employee benefits, share-based payment and non current assets held for sale and discontinued operations. Any non-controlling interest in an acquiree is measured either at fair value or at the non-controlling interest's proportionate share of the acquiree's net identifiable assets. The Group will apply HKFRS 3 (Revised) from 1st April 2010.
- HKFRS 8, "Operating Segments" (effective from 1st January 2009). HKFRS 8 replaces HKAS 14. The new standard requires a 'management approach', under which segment information is presented on the same basis as that used for internal reporting purposes. The Group will apply HKFRS 8 from 1st April 2009. The expected impact is still being assessed in detail by management, but it appears that the manner in which the segments are reported will not change significantly.

## 2 重大會計政策概要 (續)

### (a) 編製基礎 (續)

- 香港財務報告準則第2號(修訂本)「以股份為基礎付款之歸屬條件及註銷」(於二零零九年一月一日或之後開始之年度期間生效)。該修訂本澄清「歸屬條件」之定義並訂明另一方以股份為基礎之付款安排進行「註銷」之會計處理。歸屬條件僅為另一方須完成指定服務期之服務條件以及須完成指定服務期及達到指定表現指標之表現條件。估計獲授股本工具之公平值時須計入所有市場「非歸屬條件」及歸屬條件。所有註銷均須當作提早歸屬處理，而原本可於餘下歸屬期確認之金額須即時確認。本集團將於二零零九年四月一日起應用香港財務報告準則第2號(修訂本)，惟預期該準則對本集團之財務報表並無任何影響。
- 香港財務報告準則第3號(經修訂)－「業務合併」(自二零零九年七月一日起生效)。由於純粹以合約進行之合併及互控實體之合併均屬此準則範圍，而業務之定義亦略作修訂，此項修訂可能使更多交易須採用收購會計法列賬。此準則現時列明該等元素「可予進行」而非「予以進行及管理」，並規定代價(包括或然代價)、各項可識別資產及負債須按其收購日期之公允值計量，惟租賃及保險合約、重新收購權利、彌償資產及須根據其他香港財務報告準則計量之若干資產及負債則除外，當中包括所得稅、僱員福利、以股份為基礎付款及持作出售之非流動資產及已終止業務。被收購公司之任何非控股權益按公允值或按該非控股權益佔被收購公司之可識別淨資產之比例計量。本集團將自二零一零年四月一日起採納香港財務報告準則第3號(經修訂)。
- 香港財務報告準則第8號－「經營分類」(自二零零九年一月一日起生效)。香港財務報告準則第8號取代香港會計準則第14號。此項新準則要求採用「管理方法」，即分部資料須按照與內部報告所採用之相同基準呈報。本集團將自二零零九年四月一日起採納香港財務報告準則第8號。管理層現正詳細評估新準則之預期影響，惟相信已報告之分類方式將不會受到重大影響。

## 2 SUMMARY OF SIGNIFICANT ACCOUNTING POLICIES (continued)

### (a) Basis of preparation (continued)

- HK(IFRIC) – Int 13, “Customer Loyalty Programmes” (effective from 1st July 2008). HK(IFRIC) – Int 13 clarifies that where goods or services are sold together with a customer loyalty incentive (for example, loyalty points or free products), the arrangement is a multiple-element arrangement and the consideration receivable from the customer is allocated between the components of the arrangement using fair values. The interpretation has no material impact on the Group’s accounting policies as the Group’s existing accounting policy complies with the amended requirements.

The following interpretations to existing standards have been published and are mandatory for the Group’s accounting periods beginning on or after 1st April 2008 or later periods but are not relevant for the Group’s operations.

- HK(IFRIC) – Int 12, “Service concession arrangements” (effective from 1st July 2008)
- HK(IFRIC) – Int 14, “HKAS 19 – The limit on a defined benefit asset, minimum funding requirements and their interaction” (effective from 1st January 2008)

### (b) Basis of consolidation

The consolidated financial statements incorporate the financial statements of the Company and its subsidiaries made up to 31st March.

Subsidiaries are all entities (including special purpose entities) over which the Group has the power to govern the financial and operating policies, generally accompanying a shareholding of more than one half of the voting rights. The existence and effect of potential voting rights that are currently exercisable or convertible are considered when assessing whether the Group controls another entity.

Subsidiaries are fully consolidated from the date on which control is transferred to the Group. They are de-consolidated from the date that control ceases.

## 2 重大會計政策概要 (續)

### (a) 編製基礎 (續)

- 香港 (國際財務匯報詮釋委員會) – 詮釋第13號 – 「忠誠顧客計劃」 (自二零零八年七月一日起生效)。香港 (國際財務報告詮釋委員會) – 詮釋第13號闡明了倘若貨品或服務是跟隨一項客戶忠誠度獎勵計劃 (例如忠誠度分數或贈品) 而售出, 則有關安排屬於多重銷售組合安排, 應收客戶之代價須利用公允值在多重銷售組合安排部份中分配。由於本集團現有之會計政策符合修訂後之要求, 故此詮釋對本集團之會計政策並無重大影響。

本集團必須在二零零八年四月一日或以後開始之會計期間或較後期間採納下列已公佈之現行準則詮釋, 惟與本集團業務無關。

- 香港 (國際財務匯報詮釋委員會) – 詮釋第12號 – 「服務特許權安排」 (自二零零八年七月一日起生效)
- 香港 (國際財務匯報詮釋委員會) – 詮釋第14號 – 「香港會計準則第19號 – 固定福利資產限額、最低資金要求及其相互關係」 (自二零零八年一月一日起生效)

### (b) 綜合帳目基礎

綜合財務報表包括本公司及其附屬公司截至三月三十一日之財務報表。

附屬公司乃本集團有權控制財政及營運政策之所有企業 (包括特別目的企業), 一般附隨超過一半投票權之股權。當衡量本集團是否控制另一企業時, 會考慮現時可行使或可轉換之潛在投票權是否存在及其影響。

附屬公司於其控制權轉移至本集團當日起全面綜合入帳, 並於控制權終止當日起停止綜合入帳。

## 2 SUMMARY OF SIGNIFICANT ACCOUNTING POLICIES (continued)

### (b) Basis of consolidation (continued)

The results of subsidiaries acquired or disposed of during the year are included in the consolidated income statement from the effective date of acquisition or up to the effective date of disposal, as appropriate.

Where necessary, adjustments are made to the financial statements of subsidiaries to bring their accounting policies in line with those used by other members of the Group.

All intra-group transactions, balances, income and expenses are eliminated on consolidation.

Minority interests in the net assets are presented separately from the Group's equity therein. Minority interests in the net assets consist of the amount of those interests at the date of the original business combination and the minority's share of changes in equity since the date of the combination. Losses applicable to the minority in excess of the minority's interest in the subsidiary's equity are allocated against the interests of the Group except to the extent that the minority has a binding obligation and is able to make an additional investment to cover the losses.

In the Company's balance sheet, the interests in subsidiaries are stated at cost less provision for impairment losses. The results of subsidiaries are accounted by the Company on the basis of dividend received and receivable.

### (c) Goodwill/discount on acquisitions

Goodwill arising on an acquisition of a subsidiary or an associate, representing the excess of the cost of acquisition over the Group's interest in the fair value of the identifiable assets, liabilities and contingent liabilities of the relevant subsidiary or associate at the date of acquisition, is carried at cost less any accumulated impairment losses.

Capitalised goodwill arising on an acquisition of a subsidiary is presented separately in the consolidated balance sheet. Capitalised goodwill arising on an acquisition of an associate is included in the cost of the investment of the relevant associate.

## 2 重大會計政策概要 (續)

### (b) 綜合帳目基礎 (續)

年內，已收購或出售之附屬公司之業績已自收購生效日期起或截至出售生效日期（如適用）列入綜合收益表內。

如有需要，附屬公司之財務報表將作調整，以使其會計政策與本集團其他成員公司所用者一致。

所有集團內公司間之交易、結餘、收入及開支於綜合時撇銷。

少數股東權益所佔之資產淨值將與本集團之權益分開呈列。少數股東權益所佔資產淨值包括於原有業務合併日期之該等權益金額，以及合併日期以來少數股東所佔權益之變動。少數股東應佔虧損超出少數股東應佔附屬公司權益之金額將與本集團之權益對銷，惟於少數股東具有約束力責任及其有能力作出額外投資以彌補該等虧損者除外。

所佔附屬公司之權益按成本扣除減值虧損撥備於本公司資產負債表列帳。附屬公司業績由本公司按已收及應收股息基準入帳。

### (c) 收購商譽／折讓

收購附屬公司或聯營公司所產生之商譽，即收購成本超逾本集團於收購當日應佔有關附屬公司或聯營公司之可識別資產、負債及或然負債之公允值之金額，乃按成本減任何累計減值虧損列帳。

收購附屬公司所產生之資本化商譽於綜合資產負債表內分開呈列。收購聯營公司所產生之資本化商譽納入有關聯營公司之投資成本。

## 2 SUMMARY OF SIGNIFICANT ACCOUNTING POLICIES (continued)

### (c) Goodwill/discount on acquisitions (continued)

Goodwill is tested for impairment annually or more frequently if there is indication that goodwill might be impaired. Goodwill on acquisitions of associates is tested for impairment as part of the overall balance. For the purposes of impairment testing, separately recognised goodwill arising from an acquisition is allocated to each of the relevant cash-generating units ("CGUs"), or groups of CGUs, that are expected to benefit from the synergies of the acquisition. A CGU to which goodwill has been allocated is tested for impairment annually, and whenever there is an indication that the unit may be impaired. When the recoverable amount of the CGU is less than the carrying amount of the unit, the impairment loss is allocated to reduce the carrying amount of any goodwill allocated to the unit first, and then to the other assets of the unit. Any impairment loss for goodwill is recognised directly in the income statement. An impairment loss for goodwill is not reversed in subsequent periods.

On subsequent disposal of subsidiary or associate, the attributable amount of goodwill capitalised is included in the determination of the amount of profit or loss on disposal.

A discount on acquisition arising on an acquisition of a subsidiary or an associate represents the excess of the net fair value of an acquiree's identifiable assets, liabilities and contingent liabilities over the cost of the business combination and is recognised immediately in the income statement.

Contingent liabilities of an acquiree are recognised at the date of the acquisition if the fair value of the contingent liabilities can be measured reliably. Contingent liabilities are initially measured at fair value at the date of acquisition. At subsequent balance sheet date, such contingent liabilities are measured at the higher of the amount that would be recognised in accordance with Hong Kong Accounting Standard 37 "Provisions, Contingent Liabilities and Contingent Assets" and the amount initially recognised less cumulative amortisation, if appropriate.

### (d) Interests in associates

The results and assets and liabilities of associates are incorporated in these financial statements using the equity method of accounting. Under the equity method, interests in associates are carried in the consolidated balance sheet at cost as adjusted for post-acquisition changes in the Group's share of the profit or loss and of changes in equity of the associate, less any identified impairment loss. When the Group's share of losses of an associate equals or exceeds its interest in that associate (which includes any long-term interests that, in substance, form part of the Group's net investment in the associate), the Group discontinues recognising its share of further losses. An additional share of losses is provided for and a liability is recognised only to the extent that the Group has incurred legal or constructive obligations or made payments on behalf of that associate.

## 2 重大會計政策概要 (續)

### (c) 收購商譽／折讓 (續)

商譽每年進行減值測試，倘有跡象顯示商譽可能減值，則更頻密進行測試。收購聯營公司所產生之商譽視為結餘總額之一部份進行減值測試。就減值測試而言，收購所產生之獨立確認商譽乃分配至各個有關產生現金單位或各組產生現金單位，有關產生現金單位預期可受益於收購之協同效應。已獲分配商譽之產生現金單位將會每年及該等單位出現減值跡象時進行減值測試。就財政年度進行收購所產生之商譽而言，已獲分配商譽之產生現金單位於該財政年度完結前進行減值測試。如產生現金單位之可收回金額少於其帳面值，則首先會分配減值虧損以扣減分配至該單位之任何商譽之帳面值；其後，再分配至該單位之其他資產。任何商譽減值虧損乃直接於收益表內確認。商譽減值虧損於其後期間不予撥回。

其後出售附屬公司或聯營公司時，資本化商譽之應佔金額計入出售所得損益之金額。

收購附屬公司或聯營公司所產生之收購折讓，即被收購人之可識別資產、負債及或然負債之公允值淨值超逾業務合併成本之金額，乃即時於收益表確認。

倘被收購人之或然負債之公允值能可靠計量，則該等或然負債於收購當日確認。或然負債最初於收購當日按公允值計量，於其後之結算日，該等或然負債按將根據香港會計準則第37號「撥備、或然負債及或然資產」確認之金額及首次確認之金額減累計攤銷（如適用）之較高者計量。

### (d) 所佔聯營公司之權益

聯營公司之業績及資產及負債乃按權益會計法計入綜合財務報表。根據權益法，所佔聯營公司之權益乃按成本減任何已識別減值虧損於綜合資產負債表列帳，並會就本集團所佔聯營公司損益及權益變動而於收購後出現之變化作出調整。當本集團所佔聯營公司之虧損相等於或超過其於該聯營公司之權益（包括實質上構成本集團在聯營公司之投資淨額之任何長期權益），本集團不再確認分佔進一步虧損。額外分佔虧損將計提撥備及確認負債，惟以本集團已產生之法定或推定責任或代表該聯營公司支付之款項為限。



## 2 SUMMARY OF SIGNIFICANT ACCOUNTING POLICIES (continued)

### (d) Interests in associates (continued)

Any excess of the cost of acquisition over the Group's share of the net fair value of the identifiable assets, liabilities and contingent liabilities of the associate recognised at the date of acquisition is recognised as goodwill. The goodwill is included within the carrying amount of the investment and is assessed for impairment as part of the investment. Any excess of the Group's share of the net fair value of the identifiable assets, liabilities and contingent liabilities over the cost of acquisition, after reassessment, is recognised immediately in the income statement.

Where a Group entity transacts with an associate of the Group, unrealised profits and losses are eliminated to the extent of the Group's interest in the relevant associate, except to the extent that unrealised losses provide evidence of an impairment of the asset transferred, in which case, the full amount of losses is recognised.

### (e) Financial instruments

Financial assets and financial liabilities are recognised in the balance sheet when a Group entity becomes a party to the contractual provisions of the instrument. Financial assets and financial liabilities are initially measured at fair value. Transaction costs that are directly attributable to the acquisition or issue of financial assets and financial liabilities (other than financial assets and financial liabilities at fair value through profit or loss) are added to or deducted from the fair value of the financial assets or financial liabilities, as appropriate, on initial recognition. Transaction costs directly attributable to the acquisition of financial assets or financial liabilities at fair value through profit or loss are recognised immediately in the income statement.

Financial assets are derecognised when the rights to receive cash flows from the assets expire or, the financial assets are transferred and the Group has transferred substantially all the risks and rewards of ownership of the financial assets. On derecognition of a financial asset, the difference between the asset's carrying amount and the sum of the consideration received and the cumulative gain or loss that had been recognised directly in equity is recognised in the income statement.

Financial liabilities are derecognised when the obligation specified in the relevant contract is discharged, cancelled or expires. The difference between the carrying amount of the financial liability derecognised and the consideration paid or payable is recognised in the income statement.

## 2 重大會計政策概要 (續)

### (d) 所佔聯營公司之權益 (續)

收購成本超出本集團分佔聯營公司於收購日期確認之可識別資產、負債及或然負債之公允值淨額中所佔權益之任何差額，乃確認為商譽。商譽乃計入投資之帳面值，並就作為部份投資之減值進行評估。本集團分佔之可識別資產、負債及或然負債公允值淨額之權益較收購成本多出之任何差額，會於重新評估後在收益表內確認。

當集團企業與本集團之聯營公司進行交易，所得未變現損益將互相抵銷，惟數額以本集團於有關聯營公司之權益為限，惟若該未變現虧損提供已轉讓資產之減值證據，在此情況下，則虧損予以全數確認。

### (e) 財務工具

當某集團企業成為工具合約條文之訂約方時，財務資產及財務負債於資產負債表確認。財務資產及財務負債最初以公允值計量。應直接計入收購或發行財務資產及財務負債（於損益帳按公允值列帳之財務資產及財務負債除外）之交易成本，於首次確認時從財務資產或財務負債之公允值加入或扣減（如適用）。直接應佔收購於損益帳按公允值處理之財務資產或財務負債之交易成本，乃即時於收益表內確認。

當從資產收取現金流量之權利屆滿，或財務資產被轉讓及本集團已轉讓該項財務資產擁有權之絕大部份風險及回報時，有關資產將被解除確認。於解除確認財務資產時，該項資產之帳面值與已收代價及直接於權益確認之累計盈虧之總和之差額，將於收益表內確認。

當有關合約所訂明責任獲解除、註銷或屆滿時，財務負債將被解除確認。解除確認之財務負債之帳面值與已付或應付代價之間之差額於收益表內確認。

## 2 SUMMARY OF SIGNIFICANT ACCOUNTING POLICIES (continued)

### (e) Financial instruments (continued)

#### (i) Financial assets

The Group's financial assets are classified into financial assets at fair value through profit or loss, loans and receivables or available-for-sale investments. All purchases or sales of financial assets are recognised and derecognised on a trade date basis. The accounting policies adopted in respect of each category of financial assets are set out below:

#### *Financial assets at fair value through profit or loss*

Financial assets at fair value through profit or loss includes those designated at fair value through profit or loss on initial recognition. At each balance sheet date subsequent to initial recognition, financial assets at fair value through profit or loss are measured at fair value, with changes in fair value recognised directly in the income statement in the period in which they arise.

#### *Loans and receivables*

Loans and receivables are non-derivative financial assets with fixed or determinable payments that are not quoted in an active market. At each balance sheet date subsequent to initial recognition, loans and receivables (including debtors, amount due from an associate and bank balances and cash equivalents) are carried at amortised cost using the effective interest method, less any identified impairment losses. An impairment loss is recognised in the income statement when there is objective evidence that the asset is impaired, and is measured as the difference between the asset's carrying amount and the present value of the estimated future cash flows discounted at the original effective interest rate. Impairment losses are reversed in subsequent periods when an increase in the asset's recoverable amount can be related objectively to an event occurring after the impairment was recognised, subject to a restriction that the carrying amount of the asset at the date the impairment is reversed does not exceed what the amortised cost would have been had the impairment not been recognised.

#### *Available-for-sale investments*

Available-for-sale investments are non-derivatives that are either designated or not classified as any of the other categories set out above. At each balance sheet date subsequent to initial recognition, available-for-sale investments are measured at fair value. Changes in fair value are recognised in equity, until the financial asset is disposed of or is determined to be impaired, at which time, the cumulative gain or loss previously recognised in equity is removed from equity and recognised in the income statement. Any impairment losses on available-for-sale investments are recognised in the income statement. Impairment losses on available-for-sale equity investments will not be reversed through the income statement in subsequent periods. For available-for-sale debt investments, impairment losses are subsequently reversed if an increase in the fair value of the investment can be objectively related to an event occurring after the recognition of the impairment losses.

## 2 重大會計政策概要 (續)

### (e) 財務工具 (續)

#### (i) 財務資產

本集團之財務資產主要分為「於損益帳按公允值處理之財務資產」、「貸款及應收款項」或「可供出售之投資」。所有購買或出售之財務資產以交易日為基準確認或終止確認。以下乃各類財務資產所採用之會計政策：

#### *於損益帳按公允值處理之財務資產*

於損益帳按公允值處理之財務資產，包括於首次確認時於損益帳按公允值處理之財務資產。於首次確認後之每個結算日，於損益帳按公允值處理之財務資產按公允值計算，有關公允值之變動於產生期間直接於收益表確認。

#### *貸款及應收款項*

貸款及應收款項為有固定或可釐定付款而並非活躍市場報價之非衍生財務資產。於首次確認後之每個結算日，貸款及應收款項（包括應收帳款、應收聯營公司款項及銀行結存及現金等值）以實際利息法按攤銷成本減任何已確認減值虧損列帳。減值虧損在有客觀證據證明資產出現減值時，於收益表確認，並按資產帳面值與按原實際利率折讓之估計未來現金流量之現值之差額計量。當資產之可收回數額增加客觀上與確認減值後所發生之事件有關時，減值虧損會於隨後期間撥回，惟該資產在撥回減值當日之帳面值不得超過未確認減值時之已攤銷成本。

#### *可供出售之投資*

可供出售之投資為被指定或未被劃分為任何其他類別（如上文所述）之非衍生工具。於首次確認後之每個結算日，可供出售之投資按公允值計算。公允值之變動於權益確認，直至該財務資產被出售或確定出現減值，屆時過往於權益確認之累計盈虧自權益剔除，並於收益表內確認。可供出售之投資之任何減值虧損於收益表內確認。可供出售之股本投資的減值虧損不會於隨後期間透過收益表撥回。就可供出售之債務投資而言，倘該投資公允值之增加客觀上與確認減值虧損後所發生之事件有關，則有關減值虧損會於期後撥回。

## 2 SUMMARY OF SIGNIFICANT ACCOUNTING POLICIES (continued)

### (e) Financial instruments (continued)

#### (i) Financial assets (continued)

##### *Available-for-sale investments (continued)*

For available-for-sale equity investments that do not have a quoted market price in an active market and whose fair value cannot be reliably measured and derivatives that are linked to and must be settled by delivery of such unquoted equity instruments, they are measured at cost less any identified impairment losses at each balance sheet date subsequent to initial recognition. An impairment loss is recognised in the income statement when there is objective evidence that the asset is impaired. The amount of the impairment loss is measured as the difference between the carrying amount of the asset and the present value of the estimated future cash flows discounted at the current market rate of return for a similar financial asset. Such impairment losses will not be reversed in subsequent periods.

#### (ii) Financial liabilities and equity

Financial liabilities and equity instruments issued by Group entity are classified according to the substance of the contractual arrangements entered into and the definitions of a financial liability and an equity instrument.

An equity instrument is any contract that evidences a residual interest in the assets of the Group after deducting all of its liabilities. The Group's financial liabilities are classified into financial liabilities at fair value through profit or loss and other financial liabilities. The accounting policies adopted in respect of financial liabilities and equity instruments are set out below:

##### *Financial liabilities at fair value through profit or loss*

Financial liabilities at fair value through profit or loss are financial liabilities held for trading on initial recognition. At each balance sheet date subsequent to initial recognition, financial liabilities at fair value through profit or loss are measured at fair value, with changes in fair value recognised directly in the income statement in the period in which they arise.

##### *Other financial liabilities*

Other financial liabilities including bank borrowings, creditors, amounts due to ultimate holding company and associates are subsequently measured at amortised cost, using the effective interest method.

##### *Equity instruments*

Equity instruments issued by the Company are recorded at the proceeds received, net of direct issue costs.

## 2 重大會計政策概要 (續)

### (e) 財務工具 (續)

#### (i) 財務資產 (續)

##### *可供出售之投資 (續)*

在活躍市場並無市場報價且未能可靠衡量公允值之可供出售之股本投資及與該等非上市股本工具有關並須以交付該等工具結算之衍生工具，則按成本減任何於首次確認後每個結算日確認之減值虧損計算。減值虧損在有客觀證據證明該資產出現減值時，於收益表確認。減值虧損數額按資產帳面值與按同類財務資產之現行市場回報率折讓之估計未來現金流量現值之差額計算。有關減值虧損不會於隨後期間撥回。

#### (ii) 財務負債及股本權益

由集團企業發行之財務負債及股本權益工具按所訂立之合約安排性質，以及財務負債及股本權益工具之定義而分類。

股本權益工具為帶有集團資產剩餘權益（經扣除其所有負債）之任何合約。本集團之財務負債一般分類為損益帳按公允值處理之財務負債及其他財務負債。就財務負債及股本權益工具而採納之會計政策載列如下：

##### *於損益帳按公允值處理之財務負債*

於損益帳按公允值處理之財務負債乃於首次確認時持作買賣之財務負債。於首次確認後之每一個結算日，於損益帳按公允值處理之財務負債按公允值計量，其公允值變動直接於產生期內之收益表中確認。

##### *其他財務負債*

其他財務負債包括銀行借款、應付帳款及應付最終控股公司及聯營公司款項，隨後採用實際利率法按已攤銷成本計算。

##### *股本權益工具*

本公司發行之股本權益工具以所收款項減直接發行成本入帳。

## 2 SUMMARY OF SIGNIFICANT ACCOUNTING POLICIES (continued)

### (f) Investment property

Property that is held for long-term rental yields or for capital appreciation or both, and that is not occupied by the Group, is classified as investment property.

Investment property comprises land held under operating leases and buildings held under finance leases. Land held under operating leases are classified and accounted for as investment property when the rest of the definition of investment property is met. The operating lease is accounted for as if it were a finance lease.

Investment property is measured initially at its cost, including related transaction costs. After initial recognition, investment property is carried at fair value. Fair value is determined by professional valuation conducted as at the balance sheet date. Changes in fair value are recognised in the income statement.

Subsequent expenditure is charged to the carrying amount of the asset only when it is probable that future economic benefits associated with the asset will flow to the Group and the cost of the asset can be measured reliably. All other repairs and maintenance costs are expensed in the income statement during the financial period in which they are incurred.

Changes in fair values are recognised in the income statement as part of the other gain, net.

If an investment property becomes owner-occupied, it is reclassified as property, plant and equipment, and its fair value at the date of reclassification becomes its cost for accounting purposes. If an item of property, plant and equipment becomes an investment property because its use has changed, any difference resulting between the carrying amount and the fair value of this item at the date of transfer is recognised in equity as a revaluation of property, plant and equipment under HKAS 16. However, if a fair value gain reverses a previous impairment loss, the gain is recognised in the income statement.

## 2 重大會計政策概要 (續)

### (f) 投資物業

持作長期租金收益或資本增值或兩者兼備用途且並非由本集團佔用之物業分類為投資物業。

投資物業包括根據經營租賃持有之土地及根據融資租賃持有之樓宇。根據經營租賃持有之土地符合投資物業其餘定義時，則分類為並按投資物業入帳。經營租賃猶如其為融資租賃入帳。

投資物業最初按成本（包括相關交易成本）計量。首次確認後，投資物業按公允值入帳。公允值由於結算日進行之專業估值釐定。公允值變動於收益表確認。

僅於本集團可能受惠於與資產有關之日後經濟收益及該資產成本能可靠地計量時，其後開支方可計入該資產之帳面值。所有其他維修保養成本均於其產生之財政期間作為開支計入收益表。

公允值變動作為其他收益，淨值之一部份於收益表確認。

倘投資物業成為自用，則重新分類為物業、廠房及設備，而其於重新分類當日之公允值就會計目的而言成為其成本。倘物業、廠房及設備之項目由於用途有變而成為投資物業，該項目於轉移當日所產生帳面值與公允值之差額根據香港會計準則第16號於權益確認為物業、廠房及設備之重估。然而，倘公允值收益抵銷過往減值虧損，則該收益淨額於收益表確認。

## 2 SUMMARY OF SIGNIFICANT ACCOUNTING POLICIES (continued)

### (g) Property, plant and equipment

#### (i) Properties

Properties held for own use are stated at cost less accumulated depreciation and impairment losses.

Depreciation is provided on the cost of the buildings on a straight-line basis over their estimated useful lives of 20 to 50 years or the remaining terms of the respective leases, whichever is the shorter after considering the residual value.

#### (ii) Plant and equipment

Plant and equipment are stated at cost less accumulated depreciation and impairment losses. Depreciation is provided to write off the cost of plant and equipment over their estimated useful lives on a straight-line basis after taking into account their estimated residual value at the following rates per annum:

	Annual charge
Store machine, leasehold improvement and equipment	Over the shorter of the term of the lease, or 10%-20%
Furniture, fixtures, office equipment and motor vehicles	10%-20%
Machinery, tool and equipment	10%-20%

The gain or loss arising from disposal or retirement of an asset is determined as the difference between the sale proceeds and the carrying amount of the asset and is recognised in the income statement.

## 2 重大會計政策概要 (續)

### (g) 物業、廠房及設備

#### (i) 物業

持有作自用之物業，乃按成本值減去累積折舊及累積減值虧損列於帳內。

樓宇之折舊乃經考慮其剩餘價值後以直線法按成本減其估計使用年期20至50年或各自租賃之剩餘年期(以較低者為準)。

#### (ii) 廠房及設備

廠房及設備乃按成本值減去折舊及累積減值虧損列於帳內。廠房及設備之折舊已考慮其估計之剩餘價值，按其估計使用年期及下列比率每年以直線法計提撇銷成本值：

	每年折舊
店舖機器、租賃物業裝修及設備	按10%-20%或相關租賃年期兩者之較短者計算
傢俬、裝置、辦公室設備及汽車	10%-20%
機器、工具及設備	10%-20%

出售或報廢資產所產生之盈虧乃由出售所得款項與其帳面值之差額釐定，並於收益表確認。



## 2 SUMMARY OF SIGNIFICANT ACCOUNTING POLICIES (continued)

### (h) Trademarks

On initial recognition, trademarks acquired separately and from business combinations are recognised at cost and at fair value respectively. After initial recognition, trademarks with finite useful lives are carried at costs less accumulated amortisation and impairment losses. Amortisation for trademarks with finite useful lives is provided on a straight-line basis over their estimated useful lives. Trademarks with indefinite useful lives are carried at cost less any accumulated impairment losses.

Gains or losses arising from derecognition of a trademark are measured as the difference between the net disposal proceeds and the carrying amount of the asset and are recognised in the income statement when the asset is derecognised.

Trademark is tested for impairment annually or more frequently if there is indication that the assets might be impaired.

### (i) Inventories

Inventories are stated at the lower of cost and net realisable value. Cost is calculated using the first-in-first-out method. Net realisable value is determined on the basis of anticipated sales proceeds in the ordinary course of business less applicable selling expenses.

### (j) Revenue recognition

Income from sale of goods is recognised when goods are delivered and title to the goods has passed to the customers. Revenue is arrived at after deduction of any sales returns, discount and value-added tax.

Income from rendering of services is recognised at the time when services are rendered. Receipts in advance of provision of services are accounted for as deferred income.

Interest income from a financial asset is accrued on a time basis, by reference to the principal outstanding and at the effective interest rate applicable, which is the rate that exactly discounts the estimated future cash receipts through the expected life of the financial asset's net carrying amount.

Dividend income from investments is recognised when the Group's rights to receive payment have been established.

Rental income under operating leases is recognised on a straight-line basis over the terms of the respective leases.

## 2 重大會計政策概要 (續)

### (h) 商標

於首次確認時，從業務合併中以獨立方式收購之商標分別按成本值及公允值確認。在首次確認後，具備有限使用年期之商標按成本值減累積攤銷及累積減值虧損列帳。具備有限使用年期之攤銷商標，乃以直線攤銷法按其估計使用年期計提。具備無限使用年期之商標按成本值減累積減值虧損列帳。

解除確認商標所產生之盈虧按該項資產之出售所得款項淨額與其帳面值之差額計算，並於解除確認該項資產時於收益表內確認。

商標每年進行減值測試，倘有跡象顯示資產可能減值，則更頻密進行測試。

### (i) 存貨

存貨乃按成本或可變現淨值二者之較低值入帳。成本以先進先出法計算。可變現淨值按日常業務過程之預期出售所得款項減適用出售開支之基準釐定。

### (j) 收益之確認

銷售貨品所產生之收益乃於貨品送出後及貨品擁有權轉讓予客戶後確認。收益已減除所有銷售退回、折扣及增值稅。

提供服務所得之收入於提供服務時確認。提供服務前預收之款項乃包括在遞延服務收入內。

財務資產之利息收益乃按時間比例入帳，並根據本金及有關之實際利率計算，實際利率為透過財務資產之預期使用年期，將估計未來現金收入實際折讓資產之帳面淨值之比率。

投資之股息收入乃於本集團收取款項之權利確立時確認入帳。

經營租賃之租金收入乃按直線法據其租賃年期入帳。

## 2 SUMMARY OF SIGNIFICANT ACCOUNTING POLICIES (continued)

### (k) Leases

Leases are classified as finance leases whenever the terms of the lease transfer substantially all the risks and rewards of ownership to the lessee. All other leases are classified as operating leases.

#### *The Group as lessor*

Rental income from operating leases is recognised in the income statement on a straight-line basis over the term of the relevant lease. Initial direct costs incurred in negotiating and arranging an operating lease are added to the carrying amount of the leased asset and recognised as an expense on a straight-line basis over the lease term.

#### *The Group as lessee*

Rental payables under operating leases are charged to the income statement on a straight-line basis over the term of the relevant lease. Benefits received and receivables as an incentive to enter into an operating lease are recognised as a reduction of rental expense over the lease term on a straight-line basis.

### (l) Borrowing costs

Borrowing costs are recognised in the income statement in the period in which they are incurred.

### (m) Foreign currencies

In preparing the financial statements of each individual Group entity, transactions in currencies other than the functional currency of that entity (foreign currencies) are recorded in its functional currency (i.e. the currency of the primary economic environment in which the entity operates) at the rates of exchanges prevailing on the dates of the transactions. At each balance sheet date, monetary items denominated in foreign currencies are translated at the rates prevailing on the balance sheet date. Non-monetary items carried at fair value that are denominated in foreign currencies are translated at the rates prevailing on the date when the fair value was determined. Non-monetary items that are measured in terms of historical cost in a foreign currency are not translated.

## 2 重大會計政策概要 (續)

### (k) 租賃

當租賃條款實質上將擁有權所產生之大部份風險及得益轉移給承租人，該等合約被視為融資性租賃。所有其他租賃均被視為經營租賃。

#### *本集團作為出租人*

經營租賃之租金收益於有關租賃期間以直線法於收益表內確認。就磋商及安排經營性租賃所產生之首次直接成本計入有關租賃資產之帳面值，並於租賃期間以直線法確認為支出。

#### *本集團作為承租人*

經營租賃項下之應付租金於有關租賃期間以直線法計入收益表。作為訂立經營租賃激勵措施之已收及應收利益，於租賃期間以直線法確認為租金費用之減少。

### (l) 借款成本

借款成本於產生期間在收益表內確認。

### (m) 外幣

於編製各個別集團企業之財務報表時，以該企業功能貨幣以外之貨幣（外幣）進行之交易均按交易日期之適用匯率換算為功能貨幣（即該企業經營所在主要經濟地區之貨幣）入帳。於各結算日，以外幣列值之貨幣項目均按結算日之適用匯率換算。按公允值以外幣列值之非貨幣項目則按釐定公允值當日之適用匯率換算。按歷史成本以外幣計量之非貨幣項目毋須換算。

## 2 SUMMARY OF SIGNIFICANT ACCOUNTING POLICIES (continued)

### (m) Foreign currencies (continued)

Exchange differences arising on the settlement of monetary items, and on the translation of monetary items, are recognised in the income statement in the period in which they arise, except for exchange differences arising on a monetary item that forms part of the Group's net investment in a foreign operation, in which case, such exchange differences are recognised in equity in the consolidated financial statements. Exchange differences arising on the retranslation of non-monetary items carried at fair value are included in the income statement for the period except for differences arising on the retranslation of non-monetary items in respect of which gains and losses are recognised directly in equity, in which cases, the exchange components of that gain or loss are also recognised directly in equity.

For the purposes of presenting the consolidated financial statements, the assets and liabilities of the Group's foreign operations are translated into the presentation currency of the Company at the rate of exchange prevailing at the balance sheet date, and their income and expenses are translated at the average exchange rates for the period, unless exchange rates fluctuate significantly during the period, in which case, the exchange rates prevailing at the dates of transactions are used. Exchange differences arising, if any, are recognised as a separate component of equity, the exchange fluctuation reserve. Such exchange differences are recognised in the income statement in the period in which the foreign operation is disposed of.

Goodwill and fair value adjustments on identifiable assets acquired arising on an acquisition of a foreign operation on or after 1st April 2005 are treated as assets and liabilities of that foreign operation and translated at the rate of exchange prevailing at the balance sheet date. Exchange differences arising are recognised in the exchange fluctuation reserve.

### (n) Retirement benefits costs

Payments to defined contribution retirement benefit plans and the Mandatory Provident Fund Scheme are charged as an expense as they fall due.

## 2 重大會計政策概要 (續)

### (m) 外幣 (續)

於結算及換算貨幣項目時產生之滙兌差額均於產生期間內於收益表中確認。惟倘滙兌差額乃因換算構成本集團於境外業務之投資淨額一部份之貨幣項目而產生則除外。在此情況下，有關滙兌差額於綜合財務報表之權益內確認。按公允值列帳之非貨幣項目經重新換算後產生之滙兌差額於該期間於收益表列帳。惟重新換算直接於權益內確認盈虧之非貨幣項目所產生之差額除外。在此情況下，收益或虧損之滙兌部份亦直接於權益內確認。

就呈列綜合財務報表而言，本集團海外業務之資產及負債乃按結算日之適用匯率換算為本公司之呈報貨幣，而其收入及支出則按該期間之平均匯率換算，除非匯率於該期間內出現大幅波動則作別論。在此情況下，則採用交易當日之適用匯率。所產生之滙兌差額（如有）乃確認作股本權益之獨立部份（滙兌浮動儲備）。該等滙兌差額乃於海外業務出售期間於收益表內確認。

於二零零五年四月一日或以後收購海外營運致使被收購之可識別資產所產生之商譽及公允值調整，乃視作海外營運之資產及負債，並以結算日之適用匯率換算。產生之滙兌差額於滙兌浮動儲備內確認。

### (n) 退休保障費用

界定供款退休福利計劃及強制性公積金計劃之付款於到期應付時作為費用扣除。

## 2 SUMMARY OF SIGNIFICANT ACCOUNTING POLICIES (continued)

### (o) Taxation

Income tax expenses represent the sum of the tax currently payable and deferred tax.

The tax currently payable is based on taxable profit for the period. Taxable profit differs from profit as reported in the income statement because it excludes items of income or expense that are taxable or deductible in other years and it further excludes income statement items that are never taxable or deductible. The Group's liability for current tax is calculated using tax rates that have been enacted or substantively enacted by the balance sheet date.

Deferred tax is recognised on differences between the carrying amounts of assets and liabilities in the financial statements and the corresponding tax base used in the computation of taxable profit, and is accounted for using the balance sheet liability method. Deferred tax liabilities are generally recognised for all taxable temporary differences and deferred tax assets are recognised to the extent that it is probable that taxable profits will be available against which deductible temporary differences can be utilised. Such assets and liabilities are not recognised if the temporary difference arises from goodwill or from the initial recognition (other than in a business combination) of other assets and liabilities in a transaction that affects neither the taxable profit nor the accounting profit.

Deferred tax liabilities are recognised for taxable temporary differences arising on investments in subsidiaries and associates except where the Group is able to control the reversal of the temporary difference and it is probable that the temporary difference will not reverse in the foreseeable future.

The carrying amount of deferred tax assets is reviewed at each balance sheet date and reduced to the extent that it is no longer probable that sufficient taxable profits will be available to allow all or part of the asset to be recovered.

Deferred tax is calculated at the tax rates that are expected to apply in the period when the liability is settled or the asset is realised. Deferred tax is charged or credited to the income statement, except when it relates to items charged or credited directly to equity, in which case the deferred tax is also dealt with in equity.

## 2 重大會計政策概要 (續)

### (o) 稅項

所得稅支出指現時應付稅項及遞延稅項之總和。

現時應付稅項乃根據期內之應課稅溢利計算。於收益表內呈報之應課稅溢利與溢利有所不同，原因在於應課稅溢利不包括其他年度應課稅或可扣稅之收入或支出項目，亦不包括從未課稅或扣稅之收益表項目。本集團之現時稅項負債乃採用結算日前已頒佈或實質頒佈之稅率計算。

遞延稅項乃根據財務報表內資產及負債帳面值與計算應課稅溢利所採用相應稅基之差額而確認，並採用資產負債表負債法計入。遞延稅項負債一般就所有應課稅暫時差異確認，遞延稅項資產則於可扣減暫時差異有可能用以抵銷應課稅溢利時予以確認。倘暫時差異由商譽或（不包括業務合併）一項不影響應課稅溢利或會計溢利之交易之其他資產及負債的初步確認所產生，有關資產及負債不予以確認。

遞延稅項負債乃按於附屬公司及聯營公司之投資所產生應課稅暫時差異而確認，除非本集團可控制暫時差異之回撥及暫時差異在可預見之將來可能不會回撥。

遞延稅項資產之帳面值會於每個結算日進行審閱，並減少至不再具備足夠之應課稅溢利收回全部資產或其任何部份為止。

遞延稅項乃按償還負債或資產變現所屬期間預期適用之稅率計算。遞延稅項計入收益表或於當中扣除，惟涉及直接計入權益或於當中扣除之項目則除外，在此情況下遞延稅項將於權益內處理。

## 2 SUMMARY OF SIGNIFICANT ACCOUNTING POLICIES (continued)

### (p) Impairment

Assets that have an indefinite useful life or have not yet been available for use are not subject to amortisation and are tested annually for impairment. Assets that are subject to amortisation are reviewed for impairment whenever events or changes in circumstances indicate that the carrying amount may not be recoverable. An impairment loss is recognised for the amount by which the asset's carrying amount exceeds its recoverable amount. The recoverable amount is the higher of an asset's fair value less costs to sell and value in use. For the purposes of assessing impairment, assets are grouped at the lowest levels for which there are separately identifiable cash flows (cash-generating units "CGU"). Assets other than goodwill that suffered an impairment are reviewed for possible reversal of the impairment at each reporting date.

### (q) Non-current assets held for sale

Assets are classified as non-current assets held for sale and stated at the lower of carrying amount and fair value less costs to sell if their carrying amount is recovered principally through a sale transaction rather than through a continuing use.

## 3 FINANCIAL RISK MANAGEMENT OBJECTIVES AND POLICIES

The Group's major financial instruments include available-for-sale investments, investments at fair value through profit or loss, debtors, amounts due from/to associates, creditors, amount due to ultimate holding company, bank balances and cash equivalents and bank borrowings. Details of these financial instruments are disclosed in respective notes to the financial statements. The risks associated with these financial instruments and the policies on how to mitigate these risks are set out below. The management manages and monitors these exposures to ensure appropriate measures are implemented on a timely and effective manner.

## 2 重大會計政策概要 (續)

### (p) 減值

具無限可用年期或尚未可使用之資產無須攤銷，但須每年進行減值測試。當事項或情況有變而顯示可能不可收回其帳面值時，須作攤銷之資產就減值進行審閱。資產帳面值高出其可收回價值之金額確認為減值虧損。可收回值指資產之公允值減出售費用及使用價值兩者較高之金額。於評核減值時，資產按最小單位分類以分開辨認現金流量（產生現金之單位）進行分組。除商譽以外出現減值之資產於每個呈報日期就撥回減值之可行性作出審閱。

### (q) 持作出售之非流動資產

資產分類為持作出售之非流動資產，倘其帳面值主要透過出售交易而非持續使用收回，則按帳面值及公允值減出售成本（以較低者為準）列帳。

## 3 財務風險管理目標及政策

本集團之主要財務工具包括可供出售之投資、於損益帳按公允值處理之投資、應收帳款、應收／應付聯營公司帳款、應付帳款、應付最終控制公司帳款、銀行結存及現金等值以及銀行借款。該等財務工具之詳情於各相關財務報表附註內披露。下文載列與該等財務工具有關之風險及如何降低該等風險之政策。管理層管理及監控該等風險，以確保及時和有效地採取適當之措施。



### 3 FINANCIAL RISK MANAGEMENT OBJECTIVES AND POLICIES (continued)

#### 3.1 Financial risk factors

##### (a) Market risk

###### (i) Interest rate risk

The bank deposits, investments in debt securities, structured deposits and bank borrowings are exposed to fair value interest rate risk and cash flow interest rate risk. The floating-rate bank borrowings and short-term bank deposits are exposed to cash flow interest rate risk. The management monitors interest rate exposure and will consider hedging significant interest rate exposure should the needs arise.

At the balance sheet dates, if interest rates had been increased/decreased by every percentage point and all other variables were held constant, the post-tax profit of the Group for the year ended 31st March 2008 would increase/decrease by approximately HK\$1,463,000 (2007: HK\$5,000) resulting from the changes in the interest income from bank deposits and borrowing costs of bank borrowings.

###### (ii) Foreign currency risk

Foreign exchange risk arises when future commercial transactions or recognised assets or liabilities are denominated in a currency that is not the Group entity's functional currency. The Group has certain investments in foreign operations, which net assets/liabilities are exposed to foreign currency translation risk. Currency exposure arising from the net assets/liabilities of the Group's foreign operations is managed primarily through borrowings denominated in the relevant foreign currencies.

Major financial instruments under foreign currencies (other than the functional currencies of the Group entities) that are exposed to foreign exchange risk are denominated in the United States dollars ("US dollars"), which are pegged to Hong Kong dollars.

### 3 財務風險管理目標及政策 (續)

#### 3.1 財務風險因素

##### (a) 市場風險

###### (i) 利率風險

銀行存款、債務證券投資、結構性存款及銀行借款面對公允值之利率風險及現金流量利率風險。浮息銀行借款及短期銀行存款則面對現金流量利率風險。管理層會監控利率風險，並會於必要時考慮對沖重大利率風險。

於結算日，倘利率每增加／減少一個百分點，且其他可變因素均維持不變，則本集團截至二零零八年三月三十一日止年度之稅後利潤將增加／減少約港幣1,463,000元（二零零七年：港幣5,000元），此乃由於銀行利息收入及銀行借款之借貸成本改變所致。

###### (ii) 外幣風險

外匯風險來自以並非為本集團實體功能貨幣之貨幣計值之未來商業交易、或確認資產或負債。本集團於外國業務之若干投資之資產／負債淨額面臨外匯風險。本集團海外業務之資產／負債淨額產生之貨幣風險主要透過以相關外幣列值之借款管理。

大部份面對外匯風險之外幣財務工具（不包括本集團實體之功能貨幣）均以與港元掛鈎之美元列值。

### 3 FINANCIAL RISK MANAGEMENT OBJECTIVES AND POLICIES (continued)

#### 3.1 Financial risk factors (continued)

##### (a) Market risk (continued)

###### (iii) Price risk

The Group and the Company are exposed to equity price risk through its investments in equity securities classified as either available-for-sale investments or investments at fair value through profit or loss. Management manages this exposure by maintaining a portfolio of investments with different risks. The Group and the Company's equity price risk is mainly concentrated on equity. In addition, management has appointed a special team to monitor the price risk and will consider hedging the risk exposure should the needs arise.

If the prices of the respective quoted equity instruments had been increased/decreased by every percentage point and all other variables were held constant, the post-tax profit of the Group for the year ended 31st March 2008 would increase/decrease by HK\$162,000 (2007: HK\$79,000) as a result of the changes in fair value of investments at fair value through profit or loss.

##### (b) Credit risk

Principal financial assets consist of available-for-sale investments, debtors, investments at fair value through profit or loss, bank balances and cash equivalents and amount due from an associate.

The Group's maximum exposure to credit risk in the event of the counterparties' failure to perform their obligations as at balance sheet dates in relation to each class of recognised financial assets is the carrying amount of those assets as stated in the balance sheet. The Group reviews the recoverable amount of each individual debt at each balance sheet date to ensure that adequate impairment losses are made for irrecoverable amounts.

### 3 財務風險管理目標及政策 (續)

#### 3.1 財務風險因素 (續)

##### (a) 市場風險 (續)

###### (iii) 價格風險

本集團及本公司於其分類為可供出售之投資或於損益帳按公允值處理之投資的股本證券投資而面對股本價格風險。管理層透過維持不同風險之投資組合管理該等風險。本集團及本公司之股本價格風險主要集中於證券。此外，管理層已委任特別小組監察價格風險，並於需要時考慮對沖有關風險。

倘股本工具各自所報之價格每增加／減少一個百分點，且其他可變因素維持均不變，則本集團截至二零零八年三月三十一日止年度之稅後利潤將增加／減少港幣162,000元（二零零七年：港幣79,000元），此乃由於於損益帳按公允值處理之投資之公允值變動所致。

##### (b) 信貸風險

主要財務資產包括可供出售之投資、應收帳款、於損益帳按公允值處理之投資、銀行結存及現金等值以及應收聯營公司帳款。

倘交易對手未能履行彼等於結算日期就每類已確認財務資產之責任，本集團承受之最大信貸風險為資產負債表所載該等資產之帳面值。本集團均會審閱各項個別債務於各結算日之可收回金額，以確保就不可收回金額作出足夠之減值虧損。

### 3 FINANCIAL RISK MANAGEMENT OBJECTIVES AND POLICIES (continued)

#### 3.1 Financial risk factors (continued)

##### (b) Credit risk (continued)

Amount due from an associate is continuously monitored by assessing the credit quality of the counterparty, taking into account its financial position, past experience and other factors. Where necessary, impairment loss is made for estimated irrecoverable amounts. As at 31st March 2008, the amount due from an associate is fully performing.

Investments, interests receivable and cash transactions are limited to financial institutions or investment counterparties with high-credit-quality and the Group does not expect any significant counterparty risk. Moreover, credit limits are set for individual counterparties and periodic reviews are conducted to ensure that the limits are strictly followed.

The Group does not have a significant exposure to any individual debtor or counterparty.

##### (c) Liquidity risk

The Group aims to maintain prudent liquidity risk management and flexibility in funding by keeping sufficient cash equivalents, readily realisable marketable securities and to have committed short-term and medium-term credit lines available.

The Directors of the Company believe that the Group has obtained sufficient committed and uncommitted general credit facilities from banks for working capital purposes.

The Group's liquidity position is monitored closely by the management of the Company.

Other than bank borrowings, the maturity of the Group's financial liabilities is not later than one year. The contractual undiscounted cashflows of bank borrowings is as follows:

		2008 二零零八年 HK\$'000 港幣千元	2007 二零零七年 HK\$'000 港幣千元
Within one year	一年內	2,398	61,990
More than one year but not exceeding two years	一年後但兩年內	2,358	12,655
More than two years but not exceeding five years	兩年後但五年內	16,583	25,554
		<b>21,339</b>	<b>100,199</b>

### 3 財務風險管理目標及政策 (續)

#### 3.1 財務風險因素 (續)

##### (b) 信貸風險 (續)

應收聯營公司帳款乃透過評估交易對手之信用評級，並參考其財務狀況、過往經驗及其他因素而進行持續監管。如有需要，會為不可退回之估計金額作出減值虧損。於二零零八年三月三十一日，應收聯營公司帳款並未逾期。

僅可與金融機構或信用評級良好之投資交易對手進行投資、應收利息及現金交易，而本集團預期並無重大之交易對手風險。此外，交易對手均設有個別信用限額，且定期進行檢討，確保嚴格遵守有關限額。

本集團並無於任何獨立之應收款項或交易對手中面對重大風險。

##### (c) 資金流動風險

本集團銳意透過維持足夠之現金等值物、可變現之有價證券以及具備可供動用之已承諾短期及中期信貸額，以維持謹慎之資金流動風險管理及資金供應之靈活性。

本公司董事認為，本集團已獲得充足之已承諾及未承諾一般性銀行信貸融資額度，作營運資金用途。

本公司管理層密切監察本集團之資金流動狀況。

除銀行借款外，本集團財務負債將於一年內到期。銀行借款之合約未折現現金流量如下：

### 3 FINANCIAL RISK MANAGEMENT OBJECTIVES AND POLICIES (continued)

#### 3.2 Capital risk management

The Group's objective when managing capital is to safeguard the Group's ability to continue as a going concern while maximising the returns for shareholders through the optimisation of the debt and equity balance.

The capital structure of the Group consists of total equity.

The Group is in net cash position as at 31st March 2008 and 2007 taking into accounts bank borrowings, bank balances and cash equivalents and structured deposits.

### 4 CRITICAL ACCOUNTING ESTIMATES AND JUDGEMENTS

Estimates and judgements are continually evaluated and are based on historical experience and other factors, including expectations of future events that are believed to be reasonable under the circumstances.

The Group makes estimates and assumptions concerning the future. The resulting accounting estimates will, by definition, seldom equal the related actual results. The estimates and assumptions that have a significant risk of causing a material adjustment to the carrying amounts of assets and liabilities within the next financial year are discussed below:

#### (i) Estimated impairment of goodwill and trademark

The Group tests annually whether goodwill and trademark have suffered any impairment. The recoverable amounts of CGUs have been determined based on their fair value less costs to sell. These calculations require the use of estimates (note 18).

Management believes that any reasonable possible change in any of these assumptions would not cause the aggregate carrying amount of the CGUs to exceed their recoverable amounts.

#### (ii) Estimated useful life of intangible assets (other than goodwill)

The Group's management determines the estimated useful life and consequently related amortisation rate (if any) for its intangible assets (other than goodwill). These estimates are based on the historical experience of the actual useful life of intangible assets of similar nature and functions. Actual economic life may differ from estimated useful life. Periodic review could result in a change in amortisable life and consequently increase or decrease in amortisation expenses in future periods.

#### (iii) Estimated fair value of available-for-sale investments

In the absence of current prices in an active market for similar available-for-sale investments, the Group determines the fair values by using valuation technique which based on information from a variety of sources, including the latest financial information of the available-for-sale investments.

### 3 財務風險管理目標及政策 (續)

#### 3.2 資本風險管理

本集團管理資本之目的為保障本集團持續經營之能力，同時透過最合理之債務及股本比例為股東帶來最大利益。

本集團之資本結構包括總權益。

經計及銀行借款、銀行結存及現金等值及結構性存款，本集團於二零零八年及二零零七年三月三十一日出現現金淨額。

### 4 關鍵會計估計及判斷

估計及判斷會持續地及根據過往經驗及其他因素，當中包括於有關情況下相信為合理而對未來事件之預測而作出評估。

本集團為未來作出估計及假設。所得之會計估計按定義很少與相關之實際結果相同。具有重大風險並使資產及負債之帳面值於下一個財政年度內須作重大調整之估計及假設載列如下：

#### (i) 估計商譽及商標減值

本集團每年就商譽及商標是否出現任何減值進行測試。產生現金單位之可收回金額乃按公允價值減銷售成本釐定。此等計算須作出判斷 (附註18)。

管理層相信，任何此等假設可能出現之任何合理可能變動將不會導致產生現金單位之總帳面值高於其可收回數額。

#### (ii) 估計無形資產 (商譽除外) 之可使用年期

本集團之管理層釐定無形資產 (商譽除外) 之估計可使用年期以及因此相關的攤銷率 (如有)。該等估計乃根據性質及功能相近之無形資產實際可使用年期之過往經驗而作出。實際經濟年期可能與估計之可使用年期不同。定期檢討可使攤銷年期出現變動，因而引致未來期間之攤銷開支增加或減少。

#### (iii) 估計可供出售之投資的公允值

由於類似之可供出售之投資在活躍市場上並無現價，故本集團根據多個來源之不同資料 (包括可供出售之投資的最新財務資料)，以估值技術釐定可供出售之投資的公允值。

## 5 REVENUE

## 5 收益

		2008 二零零八年 HK\$'000 港幣千元	2007 二零零七年 HK\$'000 港幣千元
Revenue represents net amount received and receivable from:			
收益指來自業務之已收及應收淨值：			
<b>Continuing operations</b>	<b>持續經營業務</b>		
Sale of food and beverages	餐飲銷售	292,728	246,780
Sale of coffee machines	咖啡機銷售	6,188	3,224
Leasing of coffee machines	咖啡機租賃	118	68
Interest income from investments at fair value through profit or loss	於損益帳按公允值處理之投資的利息收入	12,408	9,831
		<b>311,442</b>	<b>259,903</b>
<b>Discontinued operations</b>	<b>非持續經營業務</b>		
Sale of computer and business machines	電腦及商業機器銷售	30,604	422,506
Provision of maintenance services	提供保養服務	4,549	67,064
Leasing of equipment	設備租賃	134	2,084
		<b>35,287</b>	<b>491,654</b>
		<b>346,729</b>	<b>751,557</b>

An analysis of the Group's revenue by business and geographical segments is set out in note 31.

本集團按業務分類及地區劃分之收益分析載列於附註31。

## 6 OTHER (EXPENSES)/INCOME, NET

## 6 其他(支出)／收入，淨值

		2008 二零零八年 HK\$'000 港幣千元	2007 二零零七年 HK\$'000 港幣千元
<b>Continuing operations</b>	<b>持續經營業務</b>		
(Loss)/gain on investments at fair value through profit or loss	於損益帳按公允值處理之投資的(虧損)／收益	(6,075)	8,828
Interest from amount due from an associate	應收聯營公司帳款之利息收入	165	-
Gross rental income HK\$342,000 (2007: Nil) from a property less direct operating expenses	物業租金總收入港幣342,000元(二零零七年:無)減直接經營費用	316	-
Others	其他	131	214
		<b>(5,463)</b>	<b>9,042</b>
<b>Discontinued operations</b>	<b>非持續經營業務</b>		
Gross rental income HK\$95,000 (2007: HK\$622,000) from properties less direct operating expenses	物業租金總收入港幣95,000元(二零零七年:港幣622,000元)減直接經營費用	64	486
Others	其他	-	183
		<b>64</b>	<b>669</b>
		<b>(5,399)</b>	<b>9,711</b>

## 7 OTHER GAIN, NET

		Continuing operations		Discontinued operations		Total	
		持續經營業務		非持續經營業務		總計	
		2008	2007	2008	2007	2008	2007
		二零零八年	二零零七年	二零零八年	二零零七年	二零零八年	二零零七年
		HK\$'000	HK\$'000	HK\$'000	HK\$'000	HK\$'000	HK\$'000
		港幣千元	港幣千元	港幣千元	港幣千元	港幣千元	港幣千元
Unrealised gain on derivative financial instruments	衍生財務工具之未變現收益	-	-	279	1,715	279	1,715
Impairment loss on available-for-sale investments	可供出售之投資的減值虧損	(835)	(1,473)	-	-	(835)	(1,473)
Provision for impairment of receivables	應收款項減值撥備	-	-	(121)	(180)	(121)	(180)
Write off of other receivables	其他應收款項之撇銷	(178)	-	-	-	(178)	-
Exchange gain, net	匯兌收益·淨值	1,012	2,257	209	135	1,221	2,392
Provision for impairment loss on amount due from an associate	應收聯營公司帳款之減值虧損	-	-	-	(280)	-	(280)
Impairment loss on property, plant and equipment	物業·廠房及設備之減值虧損	(3,356)	-	-	-	(3,356)	-
Increase in fair value of an investment property	投資物業之公允值增加	2,000	-	-	737	2,000	737
Reversal of accruals and other payables	應付費用及其他應付款項撥回	1,860	2,066	-	1,597	1,860	3,663
		<b>503</b>	<b>2,850</b>	<b>367</b>	<b>3,724</b>	<b>870</b>	<b>6,574</b>

## 7 其他收益·淨值

## 8 FINANCE COSTS, NET

		Continuing operations		Discontinued operations		Total	
		持續經營業務		非持續經營業務		總計	
		2008	2007	2008	2007	2008	2007
		二零零八年	二零零七年	二零零八年	二零零七年	二零零八年	二零零七年
		HK\$'000	HK\$'000	HK\$'000	HK\$'000	HK\$'000	HK\$'000
		港幣千元	港幣千元	港幣千元	港幣千元	港幣千元	港幣千元
Interest on bank borrowings and overdrafts	銀行借款及透支之利息	2,014	4,557	91	561	2,105	5,118
Less: Interest income from bank deposits	減：銀行存款利息收入	(1,431)	(1,125)	(31)	(258)	(1,462)	(1,383)
		<b>583</b>	<b>3,432</b>	<b>60</b>	<b>303</b>	<b>643</b>	<b>3,735</b>

## 8 財務費用·淨值



9 PROFIT BEFORE TAXATION

9 除稅前溢利

		Continuing operations		Discontinued operations		Total	
		持續經營業務		非持續經營業務		總計	
		2008	2007	2008	2007	2008	2007
		二零零八年	二零零七年	二零零八年	二零零七年	二零零八年	二零零七年
		HK\$'000	HK\$'000	HK\$'000	HK\$'000	HK\$'000	HK\$'000
		港幣千元	港幣千元	港幣千元	港幣千元	港幣千元	港幣千元
Profit before taxation has been arrived at after charging/ (crediting) the following:	除稅前溢利已扣除/ (計入) 下列各項:						
Amortisation of prepaid lease payments	預付租賃款項攤銷	-	-	-	184	-	184
Auditor's remuneration	核數師酬金	1,010	805	-	341	1,010	1,146
Depreciation on property, plant and equipment	物業、廠房及設備折舊	21,987	17,352	378	1,800	22,365	19,152
Net loss/(gain) on disposal/write off of property, plant and equipment	出售/撇銷物業、廠房及設備之虧損/ (收益) 淨值	3,600	151	-	(8)	3,600	143
Operating lease payments in respect of leasing of premises under – minimum lease payments	經營租賃之樓宇租用支出 – 最低租賃付款	70,270	55,787	848	5,134	71,118	60,921
– contingent rent	– 或然租金	8,623	7,476	-	-	8,623	7,476
Staff costs (note)	員工開支 (附註)	67,451	53,388	5,643	75,912	73,094	129,300
(Write back of)/provision for inventories to net realisable value	(撥備撥回)/ 撥備存貨至可變現淨值	-	-	(2,413)	2,432	(2,413)	2,432

Note: Details of directors' emoluments included in staff costs are disclosed in note 32.

Included in staff costs is an amount of HK\$3,091,000 (2007: HK\$2,834,000) in respect of contributions to defined contribution retirement benefit schemes, net of forfeited contributions.

附註: 董事酬金已計入員工開支, 詳情於附註32披露。

員工開支數額為退休福利計劃供款額 (扣除已沒收之供款) 港幣3,091,000元 (二零零七年: 港幣2,834,000元)。

## 10 INCOME TAX EXPENSES

		Continuing operations 持續經營業務		Discontinued operations 非持續經營業務		Total 總計	
		2008 二零零八年	2007 二零零七年	2008 二零零八年	2007 二零零七年	2008 二零零八年	2007 二零零七年
		HK\$'000 港幣千元	HK\$'000 港幣千元	HK\$'000 港幣千元	HK\$'000 港幣千元	HK\$'000 港幣千元	HK\$'000 港幣千元
Current tax	現時稅項						
Hong Kong	香港	2,339	403	-	-	2,339	403
Overseas	海外	-	-	-	909	-	909
		<b>2,339</b>	403	-	909	<b>2,339</b>	1,312
Deferred tax	遞延稅項	764	1,602	-	(52)	764	1,550
		<b>3,103</b>	2,005	-	857	<b>3,103</b>	2,862

Hong Kong profits tax is calculated at the rate of 17.5% (2007: 17.5%) on the estimated assessable profits after offsetting losses brought forward of each individual company.

Overseas taxation including Singapore and Mainland China taxation is calculated based on the rates applicable to the relevant local legislation on the estimated assessable profits.

Details of deferred tax are disclosed in note 30.

The income tax expenses for the year can be reconciled to the profit before taxation per consolidated income statement as follows:

香港利得稅乃根據各個別公司之估計應課稅溢利減前期虧損後按稅率17.5%（二零零七年：17.5%）計算。

海外之課稅包括新加坡及中國內地，乃按照適用於當地之法例及估計應課稅溢利之稅率計算。

遞延稅項之詳情於附註30披露。

年內稅項支出與根據綜合收益表列示之除稅前溢利對帳如下：

		2008 二零零八年	2007 二零零七年
		HK\$'000 港幣千元	HK\$'000 港幣千元
Profit before taxation	除稅前溢利		
Continuing operations	持續經營業務	18,460	24,687
Discontinued operations	非持續經營業務	-	11,836
		<b>18,460</b>	36,523
Adjust for: Share of results of associates	調整：所佔聯營公司業績	(9,631)	(955)
		<b>8,829</b>	<b>35,568</b>
Tax at the domestic income tax rate of 17.5% (2007: 17.5%)	按地方所得稅率17.5%計算之稅項（二零零七年：17.5%）	1,545	6,224
Effect of different tax rates of subsidiaries operating in other jurisdictions	於其他司法權區經營之附屬公司之不同稅率之影響	(2,840)	(1,782)
Tax effect of non-deductible expenses	不可扣稅支出之稅務影響	1,757	1,224
Tax effect of non-taxable income	毋須課稅收入之稅務影響	(3,216)	(3,187)
Tax effect of current year's tax losses not recognised	本年度未確認之稅務虧損之稅務影響	5,895	4,559
Tax effect of utilisation of tax losses not previously recognised	使用過往稅務虧損但未確認之稅務影響	(38)	(4,154)
Others	其他	-	(22)
Tax charge for the year	本年度稅項	<b>3,103</b>	2,862

## 11 DIVIDENDS

Interim dividend of HK3.0 cents (2007: HK2.5 cents) per share, paid	已派中期股息每股3.0港仙 (二零零七年: 2.5港仙)
Final dividend of HK7.0 cents (2007: HK4.0 cents) per share, proposed	擬派末期股息每股7.0港仙 (二零零七年: 4.0港仙)

2008 二零零八年 HK\$'000 港幣千元	2007 二零零七年 HK\$'000 港幣千元
6,465	4,754
15,089	8,622
<b>21,554</b>	<b>13,376</b>

A final dividend of HK7.0 cents per share, totalling HK\$15,089,000, has been proposed by the Directors of the Company and is subject to approval by the shareholders in the forthcoming annual general meeting. This proposed dividend has not been dealt with as dividend payable as at 31st March 2008.

本公司董事建議派發末期股息每股7.0港仙，合共港幣15,089,000元，待即將召開之股東週年大會上獲股東批准方可作實。該擬派股息於二零零八年三月三十一日並未作為應付股息處理。

## 12 EARNINGS PER SHARE

Basic earnings per share are calculated by dividing the profit attributable to equity holders of the Company as set out below by the weighted average number of ordinary shares in issue during the year of 212,410,465 shares (2007: 181,296,693 shares).

Continuing operations	持續經營業務
Discontinued operations	非持續經營業務

2008 二零零八年 HK\$'000 港幣千元	2007 二零零七年 HK\$'000 港幣千元
15,357	22,682
10,660	10,979
<b>26,017</b>	<b>33,661</b>

As there was no dilutive potential share, diluted earnings per share from continuing operations and discontinued operations equal the basic earnings per share from continuing operations and discontinued operations respectively.

## 11 股息

每股基本盈利之計算乃以年結之本公司股權持有人應佔溢利除以年內已發行加權平均普通股數212,410,465股(二零零七年: 181,296,693股)計算。

由於並無潛在攤薄股份，來自持續及非持續經營業務之每股攤薄盈利分別等於來自持續及非持續經營業務之每股基本盈利。

### 13 PROFIT ATTRIBUTABLE TO EQUITY HOLDERS OF THE COMPANY

Profit attributable to equity holders of the Company is dealt with in the financial statements of the Company to the extent of HK\$67,241,000 (2007: HK\$56,023,000).

### 14 DISCONTINUED OPERATIONS

On 12th March 2007, the Company entered into an agreement to dispose of the Group's operations relating to computer and information communication technology (the "Disposal"). The Disposal was completed on 2nd May 2007.

The results and cash flows of the discontinued operations included in the consolidated income statement and the consolidated cash flow statement are set out below:

### 13 本公司股權持有人應佔溢利

計入本公司財務報表之本公司股權持有人應佔溢利為港幣67,241,000元(二零零七年:港幣56,023,000元)。

### 14 非持續經營業務

於二零零七年三月十二日,本公司訂立一份協議,出售本集團之電腦及資訊通訊科技相關業務(「出售」)。出售已於二零零七年五月二日完成。

歸入綜合收益表及綜合現金流量表內之非持續經營業務業績及現金流量呈列如下:

		2008 二零零八年 HK\$'000 港幣千元	2007 二零零七年 HK\$'000 港幣千元
Revenue	收入	35,287	491,654
Cost of sales	銷售成本	(30,996)	(435,765)
Gross profit	毛利	4,291	55,889
Other income, net	其他收入·淨值	64	669
Other gain, net	其他收益·淨值	367	3,724
Operating expenses	經營費用	(4,662)	(48,143)
Operating profit	經營溢利	60	12,139
Finance income	財務收入	31	258
Finance costs	財務費用	(91)	(561)
Finance costs, net	財務費用·淨值	(60)	(303)
Profit before taxation	除稅前溢利	-	11,836
Income tax expenses	所得稅支出	-	(857)
Gain on disposal of discontinued operations	出售非持續經營業務之收益	10,660	-
Profit for the year from discontinued operations	來自非持續經營業務之本年度溢利	10,660	10,979
Net cash (outflow)/inflow from operating activities	來自經營業務之現金(流出)/流入淨額	(3,739)	1,787
Net cash outflow from investing activities	來自投資業務之現金流出淨額	(458)	(778)
Net cash (outflow)/inflow from financing activities	來自融資業務之現金(流出)/流入淨額	(9,000)	9,000
Net cash (outflow)/inflow from discontinued operations	來自非持續經營業務之現金(流出)/流入淨額	(13,197)	10,009

#### 14 DISCONTINUED OPERATIONS (continued)

The major classes of assets and liabilities comprising the discontinued operations classified as held for sale are as follows:

#### 14 非持續經營業務 (續)

分類為持作出售之非持續經營業務之資產及負債主要類別如下:

		2008 二零零八年 HK\$'000 港幣千元	2007 二零零七年 HK\$'000 港幣千元
<i>Non-current assets classified as held for sale</i> 分類為持作出售之非流動資產			
Investment properties	投資物業	-	7,950
Property, plant and equipment	物業、廠房及設備	-	14,274
Prepaid lease payments	預付租賃款項	-	2,014
Inventories	存貨	-	49,054
Debtors, deposits and prepayments	應收帳款、存出按金及預付款項	-	67,114
Income tax recoverable	可取回所得稅	-	438
Derivative financial instruments	衍生財務工具	-	1,747
Bank balances and cash equivalents	銀行結存及現金等值	-	28,738
Other assets	其他資產	-	150
<b>Total</b>	<b>總計</b>	<b>-</b>	<b>171,479</b>
<i>Liabilities directly associated with non-current assets classified as held for sale</i> 直接與分類為持作出售之非流動資產有關之負債			
Creditors, bills payables, deposits and accruals	應付帳款、應付票據、存入按金及應付費用	-	79,157
Deferred income	遞延收入	-	16,857
Provision for taxation	課稅準備	-	910
Bank borrowings	銀行借款	-	9,000
Other liabilities	其他負債	-	45
<b>Total</b>	<b>總計</b>	<b>-</b>	<b>105,969</b>

## 15 INVESTMENT PROPERTY

### The Group

		HK\$'000 港幣千元
At 1st April 2006	於二零零六年四月一日	7,120
Exchange realignment	滙兌調整	93
Increase in fair value	公允值增加	737
		<u>7,950</u>
Reclassified as held for sale	重新分類為持作出售	(7,950)
At 31st March 2007	於二零零七年三月三十一日	-
Additions	添置	7,800
Increase in fair value (note 7)	公允值增加(附註7)	2,000
		<u>9,800</u>
At 31st March 2008	於二零零八年三月三十一日	<u>9,800</u>

The Group's investment property is located in Hong Kong and is held under medium-term lease of 50 years.

The fair value of the Group's investment property as at 31st March 2008 has been arrived at on the basis of a valuation carried out on that date by DTZ Debenham Tie Leung Limited, an independent qualified professional valuer, by reference to market evidence of transaction prices for similar properties.

## 15 投資物業

### 本集團

本集團之投資物業位於香港，以五十年中期租約持有。

本集團投資物業於二零零八年三月三十一日之公允值，乃根據獨立執業專業估值師戴德梁行有限公司於當日所作之估值及經參照類似物業之成交價後作出。



16 PROPERTY, PLANT AND EQUIPMENT

16 物業、廠房及設備

The Group

本集團

		Buildings	Overseas properties on freehold land	Store machine, leasehold improvement and equipment	Furniture, fixtures, office equipment and motor vehicles	Machinery, tool and equipment	Total
		樓宇	海外永久業權物業	店舖機器、租賃物業裝修及設備	傢俬、裝置、辦公室設備及汽車	機器、工具及設備	總計
		HK\$'000 港幣千元	HK\$'000 港幣千元	HK\$'000 港幣千元	HK\$'000 港幣千元	HK\$'000 港幣千元	HK\$'000 港幣千元
<b>Cost</b>	<b>成本</b>						
At 1st April 2006	於二零零六年四月一日	3,930	9,934	39,364	12,049	9,078	74,355
Exchange realignment	滙兌調整	202	1,158	743	607	366	3,076
Additions	添置	-	-	43,374	2,507	750	46,631
Disposal/write off	出售/撤銷	-	-	(7,423)	(328)	(701)	(8,452)
Reclassified as held for sale	重新分類為持作出售	(4,132)	(11,092)	-	(12,204)	(9,493)	(36,921)
At 31st March 2007	於二零零七年三月三十一日	-	-	76,058	2,631	-	78,689
Exchange realignment	滙兌調整	-	-	2,317	-	-	2,317
Additions	添置	-	-	27,903	699	-	28,602
Disposal/write off	出售/撤銷	-	-	(10,949)	(70)	-	(11,019)
At 31st March 2008	於二零零八年三月三十一日	-	-	95,329	3,260	-	98,589
<b>Accumulated depreciation and impairment</b>	<b>累計折舊及減值</b>						
At 1st April 2006	於二零零六年四月一日	1,530	1,780	8,484	9,779	8,151	29,724
Exchange realignment	滙兌調整	142	216	422	535	345	1,660
Charge for the year	年度折舊	158	130	17,309	1,120	435	19,152
Disposal/write off	出售/撤銷	-	-	(7,103)	(317)	(670)	(8,090)
Reclassified as held for sale	重新分類為持作出售	(1,830)	(2,126)	-	(10,430)	(8,261)	(22,647)
At 31st March 2007	於二零零七年三月三十一日	-	-	19,112	687	-	19,799
Exchange realignment	滙兌調整	-	-	1,111	-	-	1,111
Charge for the year	年度折舊	-	-	21,132	855	-	21,987
Impairment loss	減值虧損	-	-	3,356	-	-	3,356
Disposal/write off	出售/撤銷	-	-	(7,121)	(9)	-	(7,130)
At 31st March 2008	於二零零八年三月三十一日	-	-	37,590	1,533	-	39,123
<b>Carrying amount</b>	<b>帳面值</b>						
At 31st March 2008	於二零零八年三月三十一日	-	-	57,739	1,727	-	59,466
At 31st March 2007	於二零零七年三月三十一日	-	-	56,946	1,944	-	58,890

## 17 INTERESTS IN SUBSIDIARIES

### The Company (a) Interests in subsidiaries

Unlisted shares, at cost	非上市股份，按成本計算
Amounts due from subsidiaries	應收附屬公司帳款
Less: Provision for impairment	減：減值撥備

The amounts due from subsidiaries are unsecured, interest-free, and have no pre-determined repayment terms.

The amounts due from subsidiaries are denominated in Hong Kong dollars.

Particulars regarding the principal subsidiaries as at 31st March 2008 are set out in note 40.

### (b) Amounts due from subsidiaries

Amounts due from subsidiaries	應收附屬公司帳款
Less: Provision for impairment	減：減值撥備

The amounts due from subsidiaries are unsecured, interest-free, and are repayable on demand.

The amounts due from subsidiaries are denominated in Hong Kong dollars. The carrying amounts approximate their fair values.

## 17 所佔附屬公司之權益

### 本公司 (a) 所佔附屬公司之權益

	2008 二零零八年 HK\$'000 港幣千元	2007 二零零七年 HK\$'000 港幣千元
	1,996	115,669
	560,703	191,636
	(71,799)	(4,992)
	<b>490,900</b>	<b>302,313</b>

應收附屬公司帳款為無抵押及免利息，並無指定償還條款。

應收附屬公司帳款以港元列值。

有關於二零零八年三月三十一日之主要附屬公司之詳情載於附註40。

### (b) 應收附屬公司帳款

	2008 二零零八年 HK\$'000 港幣千元	2007 二零零七年 HK\$'000 港幣千元
	7,585	263,438
	(20)	(177,162)
	<b>7,565</b>	<b>86,276</b>

根據所佔附屬公司之權益，應收附屬公司帳款為無抵押及免利息，並於要求時償還。

應收附屬公司帳款以港幣列值。其帳面值與其公允值相若。

## 17 INTERESTS IN SUBSIDIARIES (continued)

### (c) Movement of impairment loss

At 1st April	於四月一日
Provision for impairment during the year	年內減值撥備
Write back of provision for impairment	減值撥備撥回
At 31st March	於三月三十一日

### (d) Amount due to a subsidiary

The amount due to a subsidiary is unsecured, interest-free, and is repayable on demand.

The amount due to a subsidiary is denominated in Hong Kong dollars. The carrying amount approximates its fair value.

## 18 GOODWILL AND TRADEMARK

### The Group

At 1st April 2006	於二零零六年四月一日
Adjustment arising from the finalisation of purchase price allocation	因落實購買價分配而產生之調整
At 31st March 2007 and 31st March 2008	於二零零七年三月三十一日及二零零八年三月三十一日

The trademark was purchased as part of a business combination. The Directors are of the opinion that the upkeep of the trademark is at minimal cost and the Group would renew the trademark continuously. Various studies have been performed by management of the Group, which supports that there is no foreseeable time limit to the period over which the branded coffee shops are expected to generate cash flows for the Group.

## 17 所佔附屬公司之權益 (續)

### (c) 減值虧損變動

	2008 二零零八年 HK\$'000 港幣千元	2007 二零零七年 HK\$'000 港幣千元
At 1st April	182,154	235,803
Provision for impairment during the year	35,435	10,209
Write back of provision for impairment	(145,770)	(63,858)
At 31st March	71,819	182,154

### (d) 應付附屬公司帳款

應付附屬公司帳款為無抵押及免利息，並於要求時償還。

應付附屬公司帳款以港幣列值。其帳面值與其公允值相若。

## 18 商譽及商標

### 本集團

	Goodwill 商譽 HK\$'000 港幣千元	Trademark 商標 HK\$'000 港幣千元	Total 總計 HK\$'000 港幣千元
At 1st April 2006	82,392	108,000	190,392
Adjustment arising from the finalisation of purchase price allocation	1,618	-	1,618
At 31st March 2007 and 31st March 2008	84,010	108,000	192,010

購入商標乃業務合併其中一環。董事認為，維持商標乃極低成本，而本集團將持續重續商標。本集團管理層已進行多項研究，認為在該品牌咖啡店預期可為本集團帶來現金流入的時期並無任何可預見之限制。

## 18 GOODWILL AND TRADEMARK (continued)

The trademark is considered by the management of the Group as having an indefinite useful life. The trademark will not be amortised until its useful life is determined to be finite upon reassessment of its useful life annually by the management. Instead, it will be tested for impairment annually and whenever there is an indication that it may be impaired. Particulars of impairment testing are disclosed in note 4(i) and below.

### Impairment tests for goodwill and trademark

Goodwill and trademark is allocated to the Group's branded coffee shops segment. The recoverable amount is determined based on fair value less costs to sell. These calculations use post-tax cash flow projections based on financial budgets approved by management covering a one-year period. Cash flows beyond the one-year period are extrapolated using a growth rate ranging from 10% to 20% per annum up to the fifth year and zero growth rate per annum from the sixth year to fifteen year, gross margin of 75% and a discount rate of 15% per annum.

Management determined budgeted growth rate and gross margin based on past performance. The discount rates used are post-tax and reflect specific risks relating to this segment.

## 19 INTERESTS IN ASSOCIATES

### (a) Interests in associates

At 1st April	於四月一日	<b>62,092</b>	-
Acquisition of associates	收購聯營公司	-	61,137
Adjustment arising from finalisation of purchase consideration	落實購買代價產生之調整	<b>6,240</b>	-
Share of results	應佔業績	<b>9,631</b>	955
At 31st March	於三月三十一日	<b>77,963</b>	62,092

Interests in associates as at 31st March 2008 include goodwill of HK\$53,179,000 (2007: HK\$46,939,000).

## 18 商譽及商標 (續)

本集團管理層認為，該商標有無限可使用年期。除非商標於管理層每年重新評估其可使用年期後被釐定為有限可使用年期，否則不會被攤銷，然而，商標仍會每年及出現可能減值跡象時進行減值測試。減值測試之詳情於附註4(i)及下文披露。

### 商譽及商標之減值測試

商譽及商標被分配予本集團品牌咖啡店業務分類。該可收回數額乃按其公允值減銷售成本而釐定。有關之計算使用管理層批核之一年期財務預算之稅後現金流量預測，一年期後之現金流量以增長率為每年介乎10%至20%至第五年及從第六年至第十五年為零增長率、毛利率75%及每年貼現率15%有關之期末價值而推算。

管理層乃按過往業績釐定預計之增長率及毛利率，而所使用之貼現率為稅後之利率，且反映該分類之特有風險。

## 19 所佔聯營公司之權益

### (a) 所佔聯營公司之權益

		The Group 本集團		The Company 本公司	
		2008 二零零八年	2007 二零零七年	2008 二零零八年	2007 二零零七年
		HK\$'000 港幣千元	HK\$'000 港幣千元	HK\$'000 港幣千元	HK\$'000 港幣千元
At 1st April	於四月一日	<b>62,092</b>	-	<b>61,137</b>	-
Acquisition of associates	收購聯營公司	-	61,137	-	61,137
Adjustment arising from finalisation of purchase consideration	落實購買代價產生之調整	<b>6,240</b>	-	<b>6,240</b>	-
Share of results	應佔業績	<b>9,631</b>	955	-	-
At 31st March	於三月三十一日	<b>77,963</b>	62,092	<b>67,377</b>	61,137

於二零零八年三月三十一日，所佔聯營公司之權益包括商譽港幣53,179,000元（二零零七年：港幣46,939,000元）。

## 19 INTERESTS IN ASSOCIATES (continued)

### (a) Interests in associates (continued)

The Group's interest in its principal associate, which is unlisted, is as follows:

Name	Country of incorporation	Assets	Liabilities	Revenue	Profit	% Interest held	Principal activities
名稱	註冊成立之國家	資產	負債	收益	溢利	所持權益之百分比	主要業務
		HK\$'000 港幣千元	HK\$'000 港幣千元	HK\$'000 港幣千元	HK\$'000 港幣千元		
2008 二零零八年							
Sinochina Enterprises Limited	British Virgin Islands 英屬處女群島	100,407	49,827	229,188	19,655	49	Investment holding in operations of restaurants 投資控股於餐廳營運
2007 二零零七年							
Sinochina Enterprises Limited	British Virgin Islands 英屬處女群島	71,500	40,575	27,854	1,949	49	Investment holding in operations of restaurants 投資控股於餐廳營運

Sinochina Enterprises Limited ("SEL") is directly held by the Company. Wholly-owned principal subsidiaries of SEL are New Global (H.K.) Limited, Grand Concept (Hong Kong) Limited, Giant Ocean (H.K.) Limited, Super Target (Hong Kong) Limited and Pacific York (H.K.) Limited, which are incorporated in Hong Kong and operate restaurants in Hong Kong.

### (b) Amount due from an associate

The amount due from an associate is unsecured, interest bearing at Hongkong and Shanghai Banking Corporation Limited Prime Rate per annum plus 100 basis point and is to be repayable by six semi-annual instalments with the first instalment due on 21st September 2008.

Included in the amount due from an associate, HK\$2,733,000 is not repayable within one year.

The amount due from an associate is denominated in Hong Kong dollars. The carrying amount approximates its fair value.

### (c) Amounts due to associates

The amounts due to associates are unsecured, interest-free and repayable on demand.

The amounts due to associates are denominated in Hong Kong dollars. The carrying amounts approximate their fair values.

## 20 AVAILABLE-FOR-SALE INVESTMENTS

### The Group

Available-for-sale investments as at 31st March comprise:

Unlisted equity securities, at cost less accumulated impairment losses  
Investment in a venture capital fund, at fair value

非上市之股本證券，按成本扣除減值計算  
於創投基金之投資，按公允價值計算

2008 二零零八年 HK\$'000 港幣千元	2007 二零零七年 HK\$'000 港幣千元
662	1,497
18,761	7,750
<b>19,423</b>	<b>9,247</b>

## 19 所佔聯營公司之權益 (續)

### (a) 所佔聯營公司之權益 (續)

本集團於主要之聯營公司之非上市權益如下：

Name	Country of incorporation	Assets	Liabilities	Revenue	Profit	% Interest held	Principal activities
名稱	註冊成立之國家	資產	負債	收益	溢利	所持權益之百分比	主要業務
		HK\$'000 港幣千元	HK\$'000 港幣千元	HK\$'000 港幣千元	HK\$'000 港幣千元		
2008 二零零八年							
Sinochina Enterprises Limited	British Virgin Islands 英屬處女群島	100,407	49,827	229,188	19,655	49	Investment holding in operations of restaurants 投資控股於餐廳營運
2007 二零零七年							
Sinochina Enterprises Limited	British Virgin Islands 英屬處女群島	71,500	40,575	27,854	1,949	49	Investment holding in operations of restaurants 投資控股於餐廳營運

Sinochina Enterprises Limited ("SEL") 由本公司直接持有。SEL 之主要附屬公司為新德(香港)有限公司、浩展(香港)有限公司、廣洋(香港)有限公司、華標(香港)有限公司及恒邦(香港)有限公司，均於香港註冊成立，並在香港經營餐廳。

### (b) 應收聯營公司帳款

應收聯營公司帳款為無抵押及按香港上海匯豐銀行有限公司之最優惠年利率加100個基點計息，將分六期還款，每半年償還一次，而首期將於二零零八年九月二十一日到期。

並非一年內償還之金額港幣2,733,000元，已列入應收聯營公司帳款內。

應收聯營公司帳款以港幣列值。其帳面值與其公允值相若。

### (c) 應付聯營公司帳款

應付聯營公司帳款為無抵押及免利息，並於要求時償還。

應付聯營公司帳款以港幣列值，其帳面值與其公允值相若。

## 20 可供出售之投資

### 本集團

於三月三十一日可供出售之投資包括：

Unlisted equity securities, at cost less accumulated impairment losses  
Investment in a venture capital fund, at fair value

非上市之股本證券，按成本扣除減值計算  
於創投基金之投資，按公允價值計算

2008 二零零八年 HK\$'000 港幣千元	2007 二零零七年 HK\$'000 港幣千元
662	1,497
18,761	7,750
<b>19,423</b>	<b>9,247</b>

## 20 AVAILABLE-FOR-SALE INVESTMENTS (continued)

### The Group

Note:

The unlisted equity securities are measured at cost less accumulated impairment losses at each balance sheet date because the Directors are of the opinion that fair value cannot be reliably estimated.

Available-for-sale investments are denominated in the following currencies:

		2008 二零零八年 HK\$'000 港幣千元	2007 二零零七年 HK\$'000 港幣千元
Hong Kong dollars	港幣	662	1,497
US dollars	美元	18,761	7,750
		<b>19,423</b>	<b>9,247</b>

## 20 可供出售之投資 (續)

### 本集團

附註：

由於董事認為公允值無法可靠估計，故於各結算日的非上市之股本證券按成本扣除減值計算。

可供出售之投資以下列貨幣為單位：

## 21 INVESTMENTS AT FAIR VALUE THROUGH PROFIT OR LOSS

Investments at fair value through profit or loss as at 31st March comprise:

## 21 於損益帳按公允值處理之投資

於三月三十一日，於損益帳按公允值處理之投資包括：

		The Group 本集團		The Company 本公司	
		2008 二零零八年 HK\$'000 港幣千元	2007 二零零七年 HK\$'000 港幣千元	2008 二零零八年 HK\$'000 港幣千元	2007 二零零七年 HK\$'000 港幣千元
Listed investments: – debt securities, listed overseas – equity securities, listed in Hong Kong	上市投資：				
	– 債務證券， 海外上市	23,914	24,278	–	–
	– 股本證券， 香港上市	16,199	7,874	–	94
		<b>40,113</b>	<b>32,152</b>	<b>–</b>	<b>94</b>
Unlisted investments: – debt securities – structured deposits	非上市投資：				
	– 債務證券	43,204	29,990	–	–
	– 結構性存款	14,884	51,320	14,884	14,841
		<b>58,088</b>	<b>81,310</b>	<b>14,884</b>	<b>14,841</b>
		<b>98,201</b>	<b>113,462</b>	<b>14,884</b>	<b>14,935</b>
Analysed for reporting purposes:	作財務報告用途之 分析如下：				
	Non-current assets	14,884	51,320	14,884	14,841
	Current assets	83,317	62,142	–	94
		<b>98,201</b>	<b>113,462</b>	<b>14,884</b>	<b>14,935</b>



## 21 INVESTMENTS AT FAIR VALUE THROUGH PROFIT OR LOSS (continued)

The fair values of the listed investments are determined based on the quoted market bid price available on the relevant exchanges and the unlisted investments are determined by reference to quoted prices from the relevant financial institutions.

Unlisted investments include structured deposits whose fair values are affected by the changes in market price of specific equity securities or market interest rate value.

The carrying amounts of investments at fair value through profit or loss are denominated in the following currencies:

## 21 於損益帳按公允值處理之投資 (續)

上市投資之公允值乃按相關交易所所報之市場買價而釐定，而非上市投資則參照由相關金融機構之報價而釐定。

非上市證券投資包括結構性存款，其公允值受特定股本證券之市場價格或市場利率價值影響。

於損益帳按公允值處理之投資帳面值由以下列貨幣計值：

		The Group 本集團		The Company 本公司	
		2008 二零零八年 HK\$'000 港幣千元	2007 二零零七年 HK\$'000 港幣千元	2008 二零零八年 HK\$'000 港幣千元	2007 二零零七年 HK\$'000 港幣千元
Hong Kong dollars	港幣	16,199	7,874	-	94
US dollars	美元	82,002	105,588	14,884	14,841
		<b>98,201</b>	<b>113,462</b>	<b>14,884</b>	<b>14,935</b>

## 22 INVENTORIES

### The Group

		2008 二零零八年 HK\$'000 港幣千元	2007 二零零七年 HK\$'000 港幣千元
Food and beverages	餐飲	8,229	6,897
Inventories held for resale	待轉售存貨	-	40,240
Consumable stores	耗用物料	392	8,814
		<b>8,621</b>	55,951
Reclassified as held for sale	重新分類為持作出售	-	(49,054)
		<b>8,621</b>	<b>6,897</b>

The cost of inventories recognised as an expense and included in cost of sales amounted to HK\$77,038,000 (2007: HK\$65,150,000).

確認為費用並已包括於銷售成本內之存貨成本為港幣 77,038,000 元 (二零零七年：港幣 65,150,000 元)。

23 DEBTORS, DEPOSITS AND PREPAYMENTS

23 應收帳款、存出按金及預付款項

		The Group 本集團		The Company 本公司	
		2008 二零零八年	2007 二零零七年	2008 二零零八年	2007 二零零七年
		HK\$'000 港幣千元	HK\$'000 港幣千元	HK\$'000 港幣千元	HK\$'000 港幣千元
Trade debtors	貿易應收帳款	1,551	49,476	-	-
Less: Provision for impairment	減：減值撥備	(51)	(1,942)	-	-
		<b>1,500</b>	47,534	-	-
Other debtors, deposits and prepayments	其他應收帳款、存出按金及預付款項	<b>45,776</b>	63,777	<b>223</b>	550
		<b>47,276</b>	111,311	<b>223</b>	550
Reclassified as held for sale	重新分類為持作出售	-	(67,114)	-	-
		<b>47,276</b>	44,197	<b>223</b>	550
Analysed for reporting purposes:	作財務報告用途之分析：				
Non-current assets	非流動資產	24,395	19,498	-	-
Current assets	流動資產	22,881	24,699	223	550
		<b>47,276</b>	44,197	<b>223</b>	550

The Group has established different credit policies for customers in each of its core businesses. The average credit period granted to trade debtors is 60 days except for sales of food and beverages at coffee shops which are mainly on cash basis.

The ageing analysis of trade debtors is as follows:

本集團對各個核心業務之客戶已確立指定之信貸政策，給予貿易應收帳款之平均信貸期為60天，惟咖啡店之餐飲銷售則主要以現金結算。

貿易應收帳款之帳齡分析如下：

		The Group 本集團	
		2008 二零零八年	2007 二零零七年
		HK\$'000 港幣千元	HK\$'000 港幣千元
0 – 60 days	0 – 60天	1,288	38,458
61 – 90 days	61 – 90天	49	3,892
Over 90 days	逾90天	163	5,184
		<b>1,500</b>	47,534

## 23 DEBTORS, DEPOSITS AND PREPAYMENTS

(continued)

At 31st March 2008, trade debtors of HK\$1,055,000 (2007: HK\$21,088,000) were past due but not impaired. These relate to individuals or companies for whom there is no recent history of default.

Less than 60 days past due	到期日少於60日
61 – 90 days past due	61至90日到期
Over 90 days past due	逾90日到期

Trade debtors' balances that are neither past due nor impaired mainly relate to individuals or companies that have been the Group's customers for more than six months and with no history of default in the past.

At 31st March 2008, gross trade debtors' balances totalling HK\$51,000 (2007: HK\$1,942,000) were individually determined to be impaired, which related to customers that were in financial difficulties. Consequently, specific provision for impairment of HK\$51,000 (2007: HK\$1,942,000) was recognised as at balance sheet date. The Group does not hold any collateral over these balances. The movement in the provision for impairment during the year is as follows:

At 1st April	於四月一日
Impairment loss recognised	已確認減值虧損
Impairment loss written back	減值虧損撥回
Uncollectible amounts written off	不可收回金額之撇銷
Reclassified as held for sale	重新分類為持作出售
At 31st March	於三月三十一日

## 23 應收帳款、存出按金及預付款項 (續)

於二零零八年三月三十一日，港幣1,055,000元（二零零七年：港幣21,088,000元）之貿易應收帳款已到期但尚未減值。該款項與獨立人士或公司有關，而彼等近來均無違約記錄。

The Group 本集團	
2008 二零零八年 HK\$'000 港幣千元	2007 二零零七年 HK\$'000 港幣千元
870	15,210
156	2,879
29	2,999
<b>1,055</b>	<b>21,088</b>

並未到期亦未減值之貿易應收帳款餘額主要與獨立人士或公司有關，彼等均為本集團超過六個月且過往並無違約記錄之客戶。

於二零零八年三月三十一日，貿易應收帳款達港幣51,000元（二零零七年：港幣1,942,000元）之總結存被個別釐定為減值，且與有財務困難之客戶有關。因此，於結算日確認港幣51,000元（二零零七年：港幣1,942,000元）之特別呆帳撥備。本集團無就該等結存持有抵押品。減值撥備於年內之變動如下：

The Group 本集團	
2008 二零零八年 HK\$'000 港幣千元	2007 二零零七年 HK\$'000 港幣千元
51	2,596
–	448
–	(268)
–	(834)
51	1,942
–	(1,891)
<b>51</b>	<b>51</b>

## 23 DEBTORS, DEPOSITS AND PREPAYMENTS

(continued)

The carrying amounts of trade debtors are denominated in the following currencies:

		<b>The Group</b> 本集團	
		<b>2008</b>	2007
		二零零八年	二零零七年
		<b>HK\$'000</b>	HK\$'000
		港幣千元	港幣千元
Hong Kong dollars	港幣	<b>1,390</b>	30,685
Thailand Bahts	泰銖	-	13,747
Other currencies	其他貨幣	<b>110</b>	3,102
		<b>1,500</b>	47,534

The carrying amounts of other debtors are denominated in the following currencies:

		<b>The Group</b> 本集團	
		<b>2008</b>	2007
		二零零八年	二零零七年
		<b>HK\$'000</b>	HK\$'000
		港幣千元	港幣千元
Hong Kong dollars	港幣	<b>1,371</b>	13,747
US dollars	美元	<b>2,783</b>	8,702
Thailand Bahts	泰銖	-	1,663
Other currencies	其他貨幣	<b>481</b>	460
		<b>4,635</b>	24,572

The carrying amounts of debtors, deposits and prepayments approximate their fair values.

## 23 應收帳款、存出按金及預付款項 (續)

貿易應收帳款之帳面值由下列貨幣計值：

		<b>The Group</b> 本集團	
		<b>2008</b>	2007
		二零零八年	二零零七年
		<b>HK\$'000</b>	HK\$'000
		港幣千元	港幣千元
Hong Kong dollars	港幣	<b>1,390</b>	30,685
Thailand Bahts	泰銖	-	13,747
Other currencies	其他貨幣	<b>110</b>	3,102
		<b>1,500</b>	47,534

其他應收帳款之帳面值由下列貨幣計值：

		<b>The Group</b> 本集團	
		<b>2008</b>	2007
		二零零八年	二零零七年
		<b>HK\$'000</b>	HK\$'000
		港幣千元	港幣千元
Hong Kong dollars	港幣	<b>1,371</b>	13,747
US dollars	美元	<b>2,783</b>	8,702
Thailand Bahts	泰銖	-	1,663
Other currencies	其他貨幣	<b>481</b>	460
		<b>4,635</b>	24,572

應收帳款、存出按金及預付款項之帳面值與其公允值相若。

## 24 BANK BALANCES AND CASH EQUIVALENTS

Bank balances and cash equivalents comprise cash held, short-term bank deposits with an original maturity of three months or less and cash placed with financial institutions.

The carrying amounts of these assets approximate their fair values.

The carrying amounts of bank balances and cash equivalents are denominated in the following currencies:

## 24 銀行結存及現金等值

銀行結存及現金等值包括所持現金、原到期期限為三個月或以內之短期銀行存款及存入財務機構戶口之現金。

該等資產之帳面值與其公允值相若。

銀行結存及現金等值之帳面值以下列貨幣計值：

		The Group 本集團		The Company 本公司	
		2008 二零零八年	2007 二零零七年	2008 二零零八年	2007 二零零七年
		HK\$'000 港幣千元	HK\$'000 港幣千元	HK\$'000 港幣千元	HK\$'000 港幣千元
Hong Kong dollars	港幣	14,387	55,981	2,089	12,192
US dollars	美元	180,502	36,269	119	2,983
Thailand Bahts	泰銖	21	10,990	21	19
Australian dollars	澳元	–	6,388	–	–
Renminbi	人民幣	3,314	2,904	–	–
Singapore dollars	新加坡元	1,785	1,901	–	–
Japanese Yen	日元	2	2,555	2	21
		<b>200,011</b>	116,988	<b>2,231</b>	15,215
Reclassified as held for sale	重新分類為持作出售	–	(28,738)	–	–
		<b>200,011</b>	88,250	<b>2,231</b>	15,215

The effective interest rate on short-term bank deposits was 2.5% (2007: 3.4%), these deposits have an average maturity of 2 days (2007: 4 days).

短期銀行存款之實際年息率為2.5% (二零零七年: 3.4%)，該等存款平均到期期限為兩日 (二零零七年: 四日)。

## 25 CREDITORS, DEPOSITS AND ACCRUALS

## 25 應付帳款、存入按金及應付費用

		The Group 本集團		The Company 本公司	
		2008 二零零八年	2007 二零零七年	2008 二零零八年	2007 二零零七年
		HK\$'000 港幣千元	HK\$'000 港幣千元	HK\$'000 港幣千元	HK\$'000 港幣千元
Trade creditors and bills payable	貿易應付帳款及應付票據	5,284	64,626	–	–
Other creditors, deposits and accruals	其他應付帳款、存入按金及應付費用	44,727	47,826	1,445	3,401
Consideration payable for the acquisition of SEL	收購SEL之應付代價	21,479	14,837	21,479	14,837
		<b>71,490</b>	127,289	<b>22,924</b>	18,238
Reclassified as held for sale	重新分類為持作出售	–	(79,157)	–	–
		<b>71,490</b>	48,132	<b>22,924</b>	18,238

## 25 CREDITORS, DEPOSITS AND ACCRUALS

(continued)

The ageing analysis of trade creditors and bills payable is as follows:

		<b>The Group</b> 本集團	
		<b>2008</b> 二零零八年	2007 二零零七年
		<b>HK\$'000</b> 港幣千元	HK\$'000 港幣千元
0 – 60 days	0–60天	<b>4,736</b>	61,845
61 – 90 days	61–90天	<b>216</b>	1,129
Over 90 days	逾90天	<b>332</b>	1,652
		<b>5,284</b>	64,626

The carrying amounts of trade creditors and bills payable are denominated in the following currencies:

		<b>The Group</b> 本集團	
		<b>2008</b> 二零零八年	2007 二零零七年
		<b>HK\$'000</b> 港幣千元	HK\$'000 港幣千元
Hong Kong dollars	港幣	<b>3,240</b>	19,261
US dollars	美元	–	44,478
Other currencies	其他貨幣	<b>2,044</b>	887
		<b>5,284</b>	64,626

The carrying amounts of other creditors are denominated in the following currencies:

		<b>The Group</b> 本集團	
		<b>2008</b> 二零零八年	2007 二零零七年
		<b>HK\$'000</b> 港幣千元	HK\$'000 港幣千元
Hong Kong dollars	港幣	<b>7,026</b>	5,842
US dollars	美元	<b>19,381</b>	–
Other currencies	其他貨幣	<b>1,110</b>	320
		<b>27,517</b>	6,162

The carrying amounts of creditors, deposits and accruals approximate their fair values.

## 25 應付帳款、存入按金及應付費用 (續)

貿易應付帳款及應付票據之帳齡分析如下：

		<b>The Group</b> 本集團	
		<b>2008</b> 二零零八年	2007 二零零七年
		<b>HK\$'000</b> 港幣千元	HK\$'000 港幣千元
0 – 60 days	0–60天	<b>4,736</b>	61,845
61 – 90 days	61–90天	<b>216</b>	1,129
Over 90 days	逾90天	<b>332</b>	1,652
		<b>5,284</b>	64,626

貿易應付帳款及應付票據之帳面值以下列貨幣計值：

		<b>The Group</b> 本集團	
		<b>2008</b> 二零零八年	2007 二零零七年
		<b>HK\$'000</b> 港幣千元	HK\$'000 港幣千元
Hong Kong dollars	港幣	<b>3,240</b>	19,261
US dollars	美元	–	44,478
Other currencies	其他貨幣	<b>2,044</b>	887
		<b>5,284</b>	64,626

其他應付帳款之帳面值以下列貨幣計值：

		<b>The Group</b> 本集團	
		<b>2008</b> 二零零八年	2007 二零零七年
		<b>HK\$'000</b> 港幣千元	HK\$'000 港幣千元
Hong Kong dollars	港幣	<b>7,026</b>	5,842
US dollars	美元	<b>19,381</b>	–
Other currencies	其他貨幣	<b>1,110</b>	320
		<b>27,517</b>	6,162

應付帳款、存入按金及應付費用之帳面值與其公允值相若。

## 26 AMOUNT DUE TO ULTIMATE HOLDING COMPANY

The amount due to ultimate holding company is unsecured, interest-free, and is repayable on demand.

The amount due to ultimate holding company is denominated in Hong Kong dollars. The carrying amount approximates its fair value.

## 27 BANK BORROWINGS

### The Group

		2008 二零零八年 HK\$'000 港幣千元	2007 二零零七年 HK\$'000 港幣千元
Bank loans	銀行借款	20,500	89,000
Trust receipt loans	信託收據借款	-	9,000
		<u>20,500</u>	<u>98,000</u>
Reclassified as held for sale	重新分類為持作出售	-	(9,000)
		<u>20,500</u>	<u>89,000</u>
The bank loans are repayable as follows:	銀行借款按下列年期償還：		
Within one year	一年內	2,000	52,000
More than one year but not exceeding two years	一年以上但不超過兩年	2,000	12,000
More than two years but not exceeding five years	兩年以上但不超過五年	16,500	25,000
		<u>20,500</u>	<u>89,000</u>
Less: Amount due within one year shown under current liabilities	減：列入流動負債之一年內到期借款	<u>(2,000)</u>	<u>(52,000)</u>
		<u>18,500</u>	<u>37,000</u>

The bank borrowings are unsecured and bear floating interest rate at an average effective interest rate of 4.7% (2007: 4.8%) per annum.

The bank borrowings are denominated in Hong Kong dollars.

The carrying amounts of the bank borrowings approximate their fair values as majority of the Group's borrowings carried interest at floating rate.

The exposure of the bank borrowings to interest-rate changes and the contractual repricing dates are below six months.

## 26 應付最終控股公司帳款

應付最終控股公司帳款為無抵押、免利息並於要求時償還。

應付最終控股公司帳款以港幣為單位。其帳面值與其公允值相若。

## 27 銀行借款

### 本集團

		2008 二零零八年 HK\$'000 港幣千元	2007 二零零七年 HK\$'000 港幣千元
Bank loans	銀行借款	20,500	89,000
Trust receipt loans	信託收據借款	-	9,000
		<u>20,500</u>	<u>98,000</u>
Reclassified as held for sale	重新分類為持作出售	-	(9,000)
		<u>20,500</u>	<u>89,000</u>
The bank loans are repayable as follows:	銀行借款按下列年期償還：		
Within one year	一年內	2,000	52,000
More than one year but not exceeding two years	一年以上但不超過兩年	2,000	12,000
More than two years but not exceeding five years	兩年以上但不超過五年	16,500	25,000
		<u>20,500</u>	<u>89,000</u>
Less: Amount due within one year shown under current liabilities	減：列入流動負債之一年內到期借款	<u>(2,000)</u>	<u>(52,000)</u>
		<u>18,500</u>	<u>37,000</u>

銀行借款為無抵押及按浮動利率計息，實際平均年息率為4.7%（二零零七年：4.8%）。

銀行借款以港幣計值。

銀行借款之帳面值與彼等之公允值相若，因本集團大部分之借款是以浮動利息計算。

銀行借款所面對之利率變動及約定重新定價到期日為六個月或以下。

## 28 SHARE CAPITAL

## 28 股本

		Number of shares 股份數目	HK\$'000 港幣千元
Authorised ordinary shares of HK\$0.50 each	每股法定普通股港幣0.50元		
At 1st April 2006 and 31st March 2007	於二零零六年四月一日及 二零零七年三月三十一日	240,000,000	120,000
Increase during the year	年內增加	110,000,000	55,000
At 31st March 2008	於二零零八年三月三十一日	<u>350,000,000</u>	<u>175,000</u>
Issued and fully paid ordinary shares of HK\$0.50 each	每股面值港幣0.50元已發行及 繳足股本之普通股		
At 1st April 2006	於二零零六年四月一日	171,355,871	85,678
Issue of shares	發行股份	18,800,000	9,400
At 31st March 2007	於二零零七年三月三十一日	190,155,871	95,078
Issue of shares	發行股份	25,384,146	12,692
At 31st March 2008	於二零零八年三月三十一日	<u>215,540,017</u>	<u>107,770</u>

The authorised share capital of the Company was increased from HK\$120,000,000 to HK\$175,000,000 by the creation of an additional 110,000,000 new shares of HK\$0.50 each. These new authorised shares rank pari passu with the then existing shares.

The Company issued 25,384,146 new shares to independent third parties on 16th May 2007. The proceeds of the issue of shares before expenses amounted to HK\$93,922,000. The net proceeds of the issue of shares amounted to HK\$92,047,000 after deducting the expenses of the issue.

透過增加額外110,000,000股每股面值港幣0.50元之新股份，本公司法定股本由港幣120,000,000元增加至港幣175,000,000元。該等新法定股份與現有之股份享有同等地位。

本公司於二零零七年五月十六日向獨立第三方發行25,384,146股新股份。發行股份所得款項淨額於減去開支前為港幣93,922,000元，而在減去發行開支後則為港幣92,047,000元。



29 RESERVES

The Group

29 儲備

本集團

		Share premium	Capital reserve (note)	Capital redemption reserve	Exchange fluctuation reserve	Investment revaluation reserve	Retained profits	Total
		股份溢價	資本儲備 (附註)	資本贖回 儲備	滙兌浮動 儲備	投資重估 儲備	保留溢利	總計
		HK\$'000	HK\$'000	HK\$'000	HK\$'000	HK\$'000	HK\$'000	HK\$'000
		港幣千元	港幣千元	港幣千元	港幣千元	港幣千元	港幣千元	港幣千元
At 1st April 2006	於二零零六年四月一日	223,434	18,060	14	1,370	-	82,544	325,422
Exchange difference on translation of operations of overseas subsidiaries and an associate	換算海外附屬公司及一間聯營公司的經營所產生的滙兌差額	-	-	-	5,079	-	-	5,079
Total income recognised directly in equity	直接於權益確認之總收入	-	-	-	5,079	-	-	5,079
Profit for the year	本年度溢利	-	-	-	-	-	33,661	33,661
Total recognised income and expenses for the year	本年度已確認收入及開支總額	-	-	-	5,079	-	33,661	38,740
Dividends paid	已付股息	-	-	-	-	-	(13,322)	(13,322)
Issue of shares	發行股份	35,344	-	-	-	-	-	35,344
Share issuance expenses	股份發行開支	(98)	-	-	-	-	-	(98)
At 31st March 2007	於二零零七年三月三十一日	258,680	18,060	14	6,449	-	102,883	386,086
Exchange difference on translation of operations of overseas subsidiaries	換算海外附屬公司的經營所產生的滙兌差額	-	-	-	5,153	-	-	5,153
Exchange fluctuation reserve realised upon disposal of subsidiaries	於出售附屬公司後變現之滙兌浮動儲備	-	-	-	(7,253)	-	-	(7,253)
Change in fair value of available-for-sale investments	可供出售之投資的公允值變動	-	-	-	-	11,011	-	11,011
Total income recognised directly in equity	直接於權益確認之總收入	-	-	-	(2,100)	11,011	-	8,911
Profit for the year	本年度溢利	-	-	-	-	-	26,017	26,017
Total recognised income and expenses for the year	本年度已確認收入及開支總額	-	-	-	(2,100)	11,011	26,017	34,928
Transfer to retained profits	轉撥至保留溢利	-	(18,060)	-	-	-	18,060	-
Dividends paid	已付股息	-	-	-	-	-	(15,087)	(15,087)
Issue of shares	發行股份	81,230	-	-	-	-	-	81,230
Share issuance expenses	發行股份開支	(1,875)	-	-	-	-	-	(1,875)
At 31st March 2008	於二零零八年三月三十一日	338,035	-	14	4,349	11,011	131,873	485,282

Note:

The balance represented share premium attributable to a subsidiary at the time of restructuring of the Group in 1989. Since this subsidiary was disposed of to CIHL during the year, the related capital reserve was transferred to retained profits.

附註:

結餘代表一間附屬公司的股份溢價，來自本集團於一九八九年之重組。由於此附屬公司已於年內出售予其士國際，因此有關的資本儲備已轉移至保留溢利。

29 RESERVES (continued)

The Company

		Share premium	Contributed surplus (note) 實繳盈餘 (附註)	Capital redemption reserve 資本贖回 儲備	Retained profits 保留溢利	Total 總計
		HK\$'000 港幣千元	HK\$'000 港幣千元	HK\$'000 港幣千元	HK\$'000 港幣千元	HK\$'000 港幣千元
At 1st April 2006	於二零零六年四月一日	223,434	6,226	14	14,221	243,895
Profit for the year	本年度溢利	-	-	-	56,023	56,023
Total recognised income and expenses for the year	本年度已確認收入及 開支總額	-	-	-	56,023	56,023
Dividends paid	已付股息	-	-	-	(13,322)	(13,322)
Issue of shares	發行股份	35,344	-	-	-	35,344
Share issuance expenses	發行股份開支	(98)	-	-	-	(98)
At 31st March 2007	於二零零七年三月三十一日	258,680	6,226	14	56,922	321,842
Profit for the year	本年度溢利	-	-	-	67,241	67,241
Total recognised income and expenses for the year	本年度已確認收入及 開支總額	-	-	-	67,241	67,241
Dividends paid	已付股息	-	-	-	(15,087)	(15,087)
Issue of shares	發行股份	81,230	-	-	-	81,230
Share issuance expenses	發行股份開支	(1,875)	-	-	-	(1,875)
At 31st March 2008	於二零零八年三月三十一日	338,035	6,226	14	109,076	453,351

Note:

The balance represents the difference between the value of net assets of subsidiaries acquired and the nominal amount of the Company's shares issued for the acquisition. Under the Companies Act of 1981 of Bermuda (as amended), the contributed surplus of the Company is available for distribution to shareholders.

29 儲備 (續)

本公司

		Share premium	Contributed surplus (note) 實繳盈餘 (附註)	Capital redemption reserve 資本贖回 儲備	Retained profits 保留溢利	Total 總計
		HK\$'000 港幣千元	HK\$'000 港幣千元	HK\$'000 港幣千元	HK\$'000 港幣千元	HK\$'000 港幣千元
At 1st April 2006	於二零零六年四月一日	223,434	6,226	14	14,221	243,895
Profit for the year	本年度溢利	-	-	-	56,023	56,023
Total recognised income and expenses for the year	本年度已確認收入及 開支總額	-	-	-	56,023	56,023
Dividends paid	已付股息	-	-	-	(13,322)	(13,322)
Issue of shares	發行股份	35,344	-	-	-	35,344
Share issuance expenses	發行股份開支	(98)	-	-	-	(98)
At 31st March 2007	於二零零七年三月三十一日	258,680	6,226	14	56,922	321,842
Profit for the year	本年度溢利	-	-	-	67,241	67,241
Total recognised income and expenses for the year	本年度已確認收入及 開支總額	-	-	-	67,241	67,241
Dividends paid	已付股息	-	-	-	(15,087)	(15,087)
Issue of shares	發行股份	81,230	-	-	-	81,230
Share issuance expenses	發行股份開支	(1,875)	-	-	-	(1,875)
At 31st March 2008	於二零零八年三月三十一日	338,035	6,226	14	109,076	453,351

附註:

結餘乃指已收購附屬公司資產淨值與本公司就收購該等附屬公司而發行之股份帳面值之間之差額。根據百慕達一九八一年公司法(經修訂),本公司實繳盈餘可供分派予股東。

### 30 DEFERRED TAX

Deferred tax assets and liabilities are offset when there is a legally enforceable right to set off current tax assets against current tax liabilities and when the deferred tax relates to the same fiscal authority.

The movements in deferred tax assets and liabilities are as follows:

#### The Group

		<b>Accelerated tax depreciation</b>	<b>Trademark</b>	<b>Tax losses and others</b>	<b>Total</b>
		加速稅項折舊 HK\$'000 港幣千元	商標 HK\$'000 港幣千元	稅項虧損 及其他 HK\$'000 港幣千元	總計 HK\$'000 港幣千元
At 1st April 2006	於二零零六年四月一日	1,142	18,900	(157)	19,885
Charged/(credited) to income statement	於收益表內 扣除/(計入)	4,333	-	(2,783)	1,550
Reclassified as held for sale	重新分類為持作出售	(2,399)	-	2,399	-
At 31st March 2007	於二零零七年 三月三十一日	3,076	18,900	(541)	21,435
Charged to income statement	於收益表內扣除	223	-	541	764
At 31st March 2008	於二零零八年 三月三十一日	<u>3,299</u>	<u>18,900</u>	<u>-</u>	<u>22,199</u>

At the balance sheet date, no deferred tax asset has been recognised in respect of unused tax losses and unrecognised deductible temporary differences of HK\$296,326,000 (2007: HK\$279,914,000) due to the unpredictability of future profit streams. Included in unrecognised tax losses are losses of HK\$22,341,000 (2007: HK\$9,161,000) which will gradually expire by 2013. Other tax losses may be carried forward indefinitely.

### 30 遞延稅項

尚有可依法強制執行之權利可將當期稅項負債抵銷當期稅項資產及當遞延稅項與同一財政機關有關·遞延稅項資產及負債互相抵銷。

遞延所得稅資產及負債變動如下：

#### 本集團

於結算日·由於未來溢利存有未能預計之因素·並未就未動用稅項虧損及未確認可扣減的暫時性差異港幣296,326,000元(二零零七年：港幣279,914,000元)確認遞延稅項資產。未確認稅項虧損中包括港幣22,341,000元之虧損(二零零七年：港幣9,161,000元)最後將於二零一三年期滿。其他稅項虧損可無限期結轉。

### 31 BUSINESS AND GEOGRAPHICAL SEGMENTS

#### Business segments

For management purposes, the Group is organised into three divisions. These divisions are the basis on which the Group reports its primary segment information.

Segment information about these businesses is presented below.

#### Revenue and results

Year ended 31st March 2008

### 31 業務及地區分類

#### 按業務劃分

按經營管理目的，本集團由以下三個部門組成。此等部門為本集團呈報主要分類資料之基準。

業務分類資料載列如下：

#### 收益及業績

截至二零零八年三月三十一日止年度

		Continuing operations		Discontinued operations	Total
		持續經營業務		非持續經營業務	
		Food and beverages	Investments in securities	Computer and information technology	
		餐飲	證券投資	電腦及資訊通訊科技	總計
		HK\$'000	HK\$'000	HK\$'000	HK\$'000
		港幣千元	港幣千元	港幣千元	港幣千元
<b>REVENUE</b>	<b>收益</b>	<b>299,034</b>	<b>12,408</b>	<b>35,287</b>	<b>346,729</b>
<b>RESULTS</b>	<b>業績</b>				
Segment results	分類業績	<b>9,400</b>	<b>4,437</b>	<b>(4)</b>	<b>13,833</b>
Unallocated corporate expenses	未分配公司支出				<b>(4,425)</b>
Unallocated corporate income	未分配公司收入				<b>64</b>
Gain on disposal of discontinued operations	出售非持續經營業務之收益				<b>10,660</b>
Share of results of associates	所佔聯營公司業績	<b>9,631</b>	-	-	<b>9,631</b>
Finance income	財務收入				<b>1,462</b>
Finance costs	財務費用				<b>(2,105)</b>
Profit before taxation	除稅前溢利				<b>29,120</b>
Income tax expenses	所得稅支出				<b>(3,103)</b>
Profit for the year	本年度溢利				<b>26,017</b>

31 BUSINESS AND GEOGRAPHICAL SEGMENTS

(continued)

**Business segments** (continued)  
**Revenue and results** (continued)  
Year ended 31st March 2007

31 業務及地區分類 (續)

按業務劃分 (續)  
收益及業績 (續)  
截至二零零七年三月三十一日止年度

		Continuing operations		Discontinued operations	Total
		持續經營業務		非持續經營業務	
		Food and beverages	Investments in securities	Computer and information technology	
		餐飲	證券投資	電腦及資訊通訊科技	總計
		HK\$'000	HK\$'000	HK\$'000	HK\$'000
		港幣千元	港幣千元	港幣千元	港幣千元
<b>REVENUE</b>	<b>收益</b>	<u>250,072</u>	<u>9,831</u>	<u>491,654</u>	<u>751,557</u>
<b>RESULTS</b>	<b>業績</b>				
Segment results	分類業績	<u>14,909</u>	<u>17,020</u>	<u>10,942</u>	42,871
Unallocated corporate expenses	未分配公司支出				(4,791)
Unallocated corporate income	未分配公司收入				1,223
Share of results of associates	所佔聯營公司業績	955	-	-	955
Finance income	財務收入				1,383
Finance costs	財務費用				(5,118)
Profit before taxation	除稅前溢利				36,523
Income tax expenses	所得稅支出				(2,862)
Profit for the year	本年度溢利				<u>33,661</u>

The Group had no inter-segment sales for the years ended 31st March 2007 and 2008.

截至二零零七年及二零零八年三月三十一日止年度，本集團並無內部分類銷售。

31 BUSINESS AND GEOGRAPHICAL SEGMENTS

(continued)

Business segments (continued)

Assets and liabilities

As at 31st March 2008

31 業務及地區分類 (續)

按業務劃分 (續)

資產及負債

於二零零八年三月三十一日

		Continuing operations		Discontinued operations	Total
		持續經營業務		非持續經營業務	
		Food and beverages	Investments in securities	Computer and information technology	
		餐飲	證券投資	電腦及資訊通訊科技	總計
		HK\$'000	HK\$'000	HK\$'000	HK\$'000
		港幣千元	港幣千元	港幣千元	港幣千元
<b>ASSETS</b>	<b>資產</b>				
Segment assets	分類資產	335,409	301,012	-	636,421
Interests in associates	所佔聯營公司之權益	77,963	-	-	77,963
Unallocated corporate assets	未分配公司資產				2,487
Total assets	總資產				<u>716,871</u>
<b>LIABILITIES</b>	<b>負債</b>				
Segment liabilities	分類負債	58,622	19,905	-	78,527
Unallocated corporate liabilities	未分配公司負債				45,292
Total liabilities	總負債				<u>123,819</u>

As at 31st March 2007

於二零零七年三月三十一日

		Continuing operations		Discontinued operations	Total
		持續經營業務		非持續經營業務	
		Food and beverages	Investments in securities	Computer and information technology	
		餐飲	證券投資	電腦及資訊通訊科技	總計
		HK\$'000	HK\$'000	HK\$'000	HK\$'000
		港幣千元	港幣千元	港幣千元	港幣千元
<b>ASSETS</b>	<b>資產</b>				
Segment assets	分類資產	318,557	180,097	171,479	670,133
Interests in associates	所佔聯營公司之權益	62,092	-	-	62,092
Unallocated corporate assets	未分配公司資產				16,852
Total assets	總資產				<u>749,077</u>
<b>LIABILITIES</b>	<b>負債</b>				
Segment liabilities	分類負債	47,630	-	105,969	153,599
Unallocated corporate liabilities	未分配公司負債				114,114
Total liabilities	總負債				<u>267,713</u>

31 BUSINESS AND GEOGRAPHICAL SEGMENTS

(continued)

Business segments (continued)

Other information

Year ended 31st March 2008

31 業務及地區分類 (續)

按業務劃分 (續)

其他資料

截至二零零八年三月三十一日止年度

		Continuing operations		Discontinued operations	Total
		持續經營業務		非持續經營業務	
		Food and beverages	Investments in securities	Computer and information technology	
		餐飲	證券投資	電腦及資訊通訊科技	總計
		HK\$'000	HK\$'000	HK\$'000	HK\$'000
		港幣千元	港幣千元	港幣千元	港幣千元
Capital expenditures	資本開支	36,402	-	-	36,402
Depreciation	折舊	21,987	-	378	22,365
Impairment loss on available-for-sale investments	可供出售之投資的減值虧損	-	835	-	835
Impairment loss on property, plant and equipment	物業、廠房及設備之減值虧損	3,356	-	-	3,356
Net loss on disposal/write off of property, plant and equipment	出售/撤銷物業、廠房及設備之虧損淨值	3,600	-	-	3,600
Write back of provision for inventories to net realisable value	撥回已撥備存貨至可變現淨值	-	-	(2,413)	(2,413)
Provision for impairment of receivables	應收款項減值撥備	-	-	121	121
Write off of other receivables	其他應收款項之撇銷	178	-	-	178

Year ended 31st March 2007

截至二零零七年三月三十一日止年度

		Continuing operations		Discontinued operations	Total
		持續經營業務		非持續經營業務	
		Food and beverages	Investments in securities	Computer and information technology	
		餐飲	證券投資	電腦及資訊通訊科技	總計
		HK\$'000	HK\$'000	HK\$'000	HK\$'000
		港幣千元	港幣千元	港幣千元	港幣千元
Capital expenditures	資本開支	45,656	-	975	46,631
Depreciation	折舊	17,352	-	1,800	19,152
Amortisation of prepaid lease payments	預付租賃款項攤銷	-	-	184	184
Impairment loss on available-for-sale investments	可供出售之投資的減值虧損	-	1,473	-	1,473
Net loss/(gain) on disposal of property, plant and equipment	出售物業、廠房及設備之虧損/(收益)淨值	151	-	(8)	143
Provision for inventories to net realisable value	撥備存貨至可變現淨值	-	-	2,432	2,432
Provision for impairment of receivables	應收款項減值撥備	-	-	180	180

### 31 BUSINESS AND GEOGRAPHICAL SEGMENTS

(continued)

#### Geographical segments

The Group's operations in food and beverages business are carried out in Hong Kong, Singapore and Mainland China whereas its operations in computer and information communication technology business are carried out in Hong Kong, Mainland China and Thailand. The trading of investments in securities are carried out in Hong Kong. The following is an analysis of the Group's revenue by geographical market:

### 31 業務及地區分類 (續)

#### 按地區劃分

本集團經營之餐飲業務於香港、新加坡及中國內地運作。而電腦及資訊通訊科技業務於香港、中國內地及泰國運作。證券投資買賣於香港運作。以下為本集團按地區劃分之收益之分析：

		Revenue by geographical market 按地區市場劃分之收益			
		2008 二零零八年		2007 二零零七年	
		HK\$'000 港幣千元	% 百分率	HK\$'000 港幣千元	% 百分率
Hong Kong	香港	310,039	89	647,993	86
Singapore	新加坡	24,723	7	23,642	3
Mainland China	中國內地	9,741	3	7,158	1
Thailand	泰國	2,226	1	72,764	10
		<b>346,729</b>	<b>100</b>	<b>751,557</b>	<b>100</b>

The following is an analysis of the carrying amounts of segment assets and capital expenditures analysed by geographical area in which the assets are located and capital expenditures are incurred:

下列按資產所在及資本支出地區劃分之分類資產帳面值及資本支出之分析：

		Carrying amounts of segment assets 分類資產帳面值		Capital expenditures 資本支出	
		2008 二零零八年	2007 二零零七年	2008 二零零八年	2007 二零零七年
		HK\$'000 港幣千元	HK\$'000 港幣千元	HK\$'000 港幣千元	HK\$'000 港幣千元
Hong Kong	香港	606,152	594,518	30,046	34,300
Singapore	新加坡	11,208	8,765	924	3,375
Mainland China	中國內地	19,061	14,337	5,432	8,889
Thailand	泰國	-	52,513	-	67
		<b>636,421</b>	<b>670,133</b>	<b>36,402</b>	<b>46,631</b>



## 32 EMOLUMENTS OF DIRECTORS AND SENIOR MANAGEMENT

### Directors' emoluments

Emoluments paid and payable to the Directors of the Company are as follows:

		2008 二零零八年			
		Directors' fees	Salaries and other benefits	Retirement benefit scheme contribution	Total
		薪金及 其他福利 HK\$'000 港幣千元	退休福利 計劃供款 HK\$'000 港幣千元	總計 HK\$'000 港幣千元	總計 HK\$'000 港幣千元
<b>Executive Director:</b>	<b>執行董事:</b>				
Lily Chow	周莉莉	-	1,212	91	1,303
Chang Wan Lung, Robert	張雲龍	-	1,382	10	1,392
<b>Independent Non-Executive Director:</b>	<b>獨立非執行董事:</b>				
Shinichi Yonehara	米原慎一	120	-	-	120
Wu King Cheong	胡經昌	120	-	-	120
Kwong Man Sing	鄭文星	120	-	-	120
		<u>360</u>	<u>2,594</u>	<u>101</u>	<u>3,055</u>

		2007 二零零七年			
		Directors' fees	Salaries and other benefits	Retirement benefit scheme contribution	Total
		薪金及 其他福利 HK\$'000 港幣千元	退休福利 計劃供款 HK\$'000 港幣千元	總計 HK\$'000 港幣千元	總計 HK\$'000 港幣千元
<b>Executive Director:</b>	<b>執行董事:</b>				
Lily Chow	周莉莉	-	1,212	91	1,303
<b>Independent Non-Executive Director:</b>	<b>獨立非執行董事:</b>				
Shinichi Yonehara	米原慎一	120	-	-	120
Wu King Cheong	胡經昌	120	-	-	120
Kwong Man Sing	鄭文星	120	-	-	120
		<u>360</u>	<u>1,212</u>	<u>91</u>	<u>1,663</u>

## 32 EMOLUMENTS OF DIRECTORS AND SENIOR MANAGEMENT (continued)

### Directors' emoluments (continued)

Apart from the directors' emoluments disclosed above, Dr Chow Yei Ching, Mr Kuok Hoi Sang, Mr Chow Vee Tsung, Oscar and Mr Kan Ka Hon, did not receive directors' emoluments from the Company (2007: Nil) and its subsidiaries.

These Directors are also directors of CIHL, the ultimate holding company, and are remunerated by CIHL in respect of services provided to the CIHL group as a whole, including the Company and its subsidiaries.

### Employees' emoluments

The five highest paid individuals included two (2007: one) directors, details of whose emoluments are set out above. The emoluments paid to the remaining three (2007: four) highest paid individuals for both years are as follows:

		2008 二零零八年 HK\$'000 港幣千元	2007 二零零七年 HK\$'000 港幣千元
Salaries, allowances and benefits in kind	薪金、津貼及其他福利	3,225	4,074
Performance-based bonus	按表現發放之花紅	584	697
Contribution to retirement schemes	退休福利計劃供款	33	253
		<b>3,842</b>	<b>5,024</b>

The emoluments of the three highest paid individuals fall within the following bands:

		2008 二零零八年	2007 二零零七年
Nil – HK\$1,000,000	無 – 港幣1,000,000元	2	2
HK\$1,000,001 – HK\$1,500,000	港幣1,000,001元 – 港幣1,500,000元	–	1
HK\$2,000,001 – HK\$2,500,000	港幣2,000,001元 – 港幣2,500,000元	1	1
		<b>3</b>	<b>4</b>

## 32 董事及高級管理人員之酬金 (續)

### 董事酬金 (續)

除以上披露之董事酬金外，周亦卿博士、郭海生先生、周維正先生及簡嘉翰先生，並無向本公司及其附屬公司收取董事酬金（二零零七年：無）。

同時，該等董事均為最終控股公司其士國際之董事，其士國際亦就其向其士國際集團整體（包括本公司及其附屬公司）提供之服務向其支付報酬。

### 僱員薪酬

本集團最高薪五名人士包括兩名（二零零七年：一名）董事，彼等之酬金詳情已載列如上。支付予餘下三名（二零零七年：四名）最高薪人士於該兩年度之酬金為：

該三名最高薪人士可按金額劃分為下列組別：

33 NOTES TO THE CONSOLIDATED CASH FLOW STATEMENT

(a) Cash generated from operations

33 綜合現金流動表附註

(a) 經營產生之現金

		2008 二零零八年 HK\$'000 港幣千元	2007 二零零七年 HK\$'000 港幣千元
Profit before taxation	除稅前溢利	18,460	36,523
Adjustments for:	調整：		
Share of results of associates	所佔聯營公司業績	(9,631)	(955)
Interest income from bank deposits	銀行存款利息收入	(1,462)	(1,383)
Interest from amount due from an associate	應收聯營公司帳款之利息收入	(165)	-
Interest on bank borrowings and overdrafts	銀行借款及透支之利息	2,105	5,118
Depreciation	折舊	22,365	19,152
Amortisation of prepaid lease payments	預付租賃款項攤銷	-	184
Provision for impairment of receivables	應收款項減值撥備	121	180
Write off of other receivables	其他應收款項之撇銷	178	-
Net loss on disposal/write off of property, plant and equipment	出售／撇銷物業、廠房及設備之虧損淨值	3,600	143
(Write back of)/provision for inventories to net realisable value	(撥回撥備)／撥備存貨至可變現淨值	(2,413)	2,432
Impairment loss on available-for-sale investments	可供出售之投資的減值虧損	835	1,473
Impairment loss on property, plant and equipment	物業、廠房及設備之減值虧損	3,356	-
Unrealised gain on derivative financial instruments	衍生財務工具之未變現收益	(279)	(1,715)
Loss/(gain) on investments at fair value through profit or loss	於損益帳按公允值處理之投資的虧損／(收益)	6,075	(8,828)
Provision for impairment loss on amount due from an associate	應收聯營公司帳款之減值虧損	-	280
Increase in fair value of an investment property	投資物業之公允值增加	(2,000)	(737)
Reversal of accruals and other payables	應付費用及其他應付款項撥回	(1,860)	(3,663)
Operating cash flows before movements in working capital	營運資金變動前之經營現金流量	39,285	48,204
Changes in working capital	營運資金變動		
Decrease in inventories	存貨減少	2,455	8,608
Decrease/(increase) in debtors, deposits and prepayments	應收帳款、存出按金及預付款項減少／(增加)	5,598	(63)
Decrease in investments at fair value through profit or loss	於損益帳按公允值處理之投資減少	9,186	18,233
(Increase)/decrease in amounts due from customers for contract work	就合約工程應向客戶收取之款項(增加)／減少	(48)	192
Increase in creditors, deposits and accruals	應付帳款、存入按金及應付費用增加	18,088	38,152
Decrease in amounts due to customers for contract work	就合約工程應向客戶支付之款項減少	-	(219)
Increase/(decrease) in deferred income	遞延收入增加／(減少)	1,586	(2,490)
(Decrease)/increase in amount due to ultimate holding company	應付最終控股公司之帳款(減少)／增加	(321)	3,160
Increase in amounts due to associates	應付聯營公司帳款增加	2,616	-
		<b>78,445</b>	<b>113,777</b>

33 NOTES TO THE CONSOLIDATED CASH FLOW STATEMENT (continued)

(b) Net cash inflow in respect of the disposal of subsidiaries

33 綜合現金流動表附註(續)

(b) 出售附屬公司所引致之現金流入淨額

		2008 二零零八年 HK\$'000 港幣千元	2007 二零零七年 HK\$'000 港幣千元
Cash consideration received	已收取之現金代價	55,572	-
Less: Net assets disposed of:	減: 出售項目之資產淨值:		
Investment properties	投資物業	7,950	-
Property, plant and equipment	物業、廠房及設備	12,448	-
Prepaid lease payments	預付租賃款項	2,014	-
Inventories	存貨	47,288	-
Debtors, deposits and prepayments	應收帳款、存出按金及預付款項	58,138	-
Income tax recoverable	可取回所得稅	531	-
Derivative financial instruments	衍生財務工具	2,026	-
Bank balances and cash equivalents	銀行結餘及現金等值	15,541	-
Other assets	其他資產	198	-
Creditors, bills payables, deposits and accruals	應付帳款、應付票據、存入按金及應付費用	(78,267)	-
Deferred income	遞延收入	(16,208)	-
Provision for taxation	課稅準備	(910)	-
Other liabilities	其他負債	(45)	-
Minority interests	少數股東權益	(200)	-
		50,504	-
Realisation of exchange fluctuation reserve	變現匯兌浮動儲備	7,253	-
Professional fee	專業費用	(1,661)	-
Gain on disposal of interests in subsidiaries	出售附屬公司權益之收益	10,660	-

Analysis of the net cash inflow in respect of the disposal of subsidiaries:

出售附屬公司所引致之現金流入淨額之分析:

		2008 二零零八年 HK\$'000 港幣千元	2007 二零零七年 HK\$'000 港幣千元
Cash consideration received	已收取之現金代價	55,572	-
Less: Bank balances and cash disposed of	減: 出售銀行結存及現金	(15,541)	-
Professional fee	專業費用	(1,661)	-
Net cash inflow in respect of the disposal of subsidiaries	出售附屬公司所引致之現金流入淨額	38,370	-

### 34 CONTINGENT LIABILITIES

At the balance sheet date, the Company had contingent liabilities in respect of guarantees issued for banking facilities of amount up to HK\$20,987,000 (2007: HK\$155,419,000) granted to wholly-owned subsidiaries of the Company.

### 35 CAPITAL COMMITMENT

At 31st March 2008, the Group has committed to acquiring the remaining 51% of the issued share capital of its associated company, SEL from Sinochina Pacific Limited, an independent third party. After that acquisition, SEL will become a wholly-owned subsidiary of the Group. The consideration is based on the forthcoming financial results of SEL and its subsidiaries and associates for the year ending 31st December 2008. The total consideration to acquire the 100% of the issued share capital of SEL (including HK\$63,829,000 paid in respect of the 49% already acquired) shall not exceed HK\$200 million.

### 36 OPERATING LEASES

#### The Group as lessee

The Group had commitment for future minimum lease payments under non-cancellable operating leases in respect of renting of premises which fall due as follows:

Within one year	於一年內
In the second to fifth year inclusive	第二至五年內
Over five years	五年以上

The above lease commitments only include commitments for basic rentals, and do not include commitments for additional rental payable (contingent rents), if any, which are to be determined generally by applying pre-determined percentages to future sales less the basic rentals of the respective leases, as it is not possible to determine in advance the amount of such additional rentals.

### 34 或然負債

於結算日，本公司已就本公司之全資附屬公司獲授予多達港幣20,987,000元（二零零七年：港幣155,419,000元）之銀行融資提供擔保而擁有或然負債。

### 35 資本承擔

於二零零八年三月三十一日，本集團已承諾向一名獨立第三方Sinochina Pacific Limited收購餘下其聯營公司SEL 51%之已發行股本。收購完成後，SEL將成為本集團全資附屬公司。收購代價乃根據SEL及其附屬公司及聯營公司截至二零零八年十二月三十一日止年度之未來業績表現而釐定。購買SEL 100%之已發行股本之總代價（包括已完成收購SEL 49%之已發行股本之購買價格為港幣63,829,000元）將不超過港幣200,000,000元。

### 36 經營租賃

#### 本集團作為承租人

根據於下列期間約滿租賃物業之不可撤銷營業性租約，本集團承諾支付未來最低租金如下：

	2008 二零零八年 HK\$'000 港幣千元	2007 二零零七年 HK\$'000 港幣千元
	<b>82,085</b>	58,249
	<b>97,950</b>	55,228
	<b>3,991</b>	-
	<b>184,026</b>	<b>113,477</b>

上述租賃承擔僅包括基本租金承擔，並不包括額外應付租金（或然租金）（如有）之承擔，該等額外租金一般應用未來銷售之預設百分比減各租賃之基本租金釐定，因此不可能事先釐定額外租金之款額。

### 36 OPERATING LEASES (continued)

#### The Group as lessor

At the balance sheet date, the Group's investment property and coffee machines were rented out under operating leases. They were leased out for periods ranging from two to three years. The future minimum lease payments receivable by the Group under non-cancellable operating leases for each of the following periods are as follows:

		2008 二零零八年 HK\$'000 港幣千元	2007 二零零七年 HK\$'000 港幣千元
Within one year	於一年內	783	461
In the second to fifth year inclusive	第二至五年內	483	422
		<b>1,266</b>	<b>883</b>

### 37 SHARE OPTION SCHEMES

The Company's share option scheme (the "Scheme") was adopted by the shareholders pursuant to a resolution passed on 20th September 2002 for the primary purpose of providing the participants with the opportunity to acquire proprietary interests in the Company and to encourage participants to work towards enhancing the value of the Company and its shares for the benefit of the Company and its shareholders as a whole. The Scheme will expire on 19th September 2012.

The total number of shares in respect of which options may be granted under the Scheme and any other schemes is not permitted to exceed 10% of the shares of the Company in issue at the date of shareholders' approval of the Scheme (the "Scheme Mandate Limit") or, if such 10% limit is refreshed, at the date of shareholders' approval of the renewal of the Scheme Mandate Limit. The maximum aggregate number of shares which may be issued upon the exercise of all outstanding options granted and yet to be exercised under the Scheme and any other share option schemes, must not exceed 30% of the total number of shares of the Company in issue from time to time. The number of shares in respect of which options may be granted to any individual in any one year is not permitted to exceed 1% of the shares of the Company then in issue, without prior approval from the Company's and CIHL's shareholders. Each grant of options to any director, chief executive or substantial shareholder must be approved by independent non-executive directors of the Company and CIHL. Where any grant of options to a substantial shareholder or an independent non-executive director or any of their respective associates would result in the shares of the Company issued and to be issued upon exercise of options already granted and to be granted in excess of 0.1% of the Company's issued share capital and with a value in excess of HK\$5,000,000 in the 12-month period up to the date of such grant must be approved in advance by the Company's and CIHL's shareholders.

### 36 經營租賃 (續)

#### 本集團作為出租人

於結算日，本集團所有投資物業及咖啡機以經營性租約出租，為期二至三年。根據不可撤銷之營業性租約，本集團於下列期間可收取之日後最低租賃款項如下：

### 37 購股權計劃

本公司之購股權計劃（「該計劃」）根據二零零二年九月二十日通過之決議案獲股東採納，主要目的乃讓參與者有機會適量購入本公司之權益，並鼓勵參與者朝著提高本公司及其股份之價值的方向努力，從而令本公司及其股東均能受惠。該計劃將於二零一二年九月十九日屆滿。

根據該計劃或其他計劃所授出之購股權的股份總數不得超越本公司已發行股份於股東批准該計劃當日的10%（「計劃授權限額」），或於股東批准該計劃授權限額日期就該10%限額作出更新後之限額。因已授出但尚未行使之購股權獲全數行使而發行之最多股份總數，不得超過本公司不時已發行之股份30%。未經本公司及其士國際股東之事先批准，於任何一個年度授予任何個別人士之購股權股份數目不得超越當時本公司已發行之股份1%。授予任何董事、行政總裁或主要股東之每一項購股權均要經本公司及其士國際之獨立非執行董事批准。倘若向主要股東或獨立非執行董事或彼等各自任何聯繫人士授出之購股權，會導致直至授出日期止十二個月內期間因行使已獲授或將獲授之購股權而發行及將予發行之本公司股份超越本公司之已發行股本0.1%及總值則超越港幣5,000,000元，此購股權須獲本公司及其士國際之股東事先批准。

### 37 SHARE OPTION SCHEMES (continued)

Options granted must be taken up within 30 days from the date of grant, upon payment of HK\$1 per grant. An option may be exercised in accordance with the terms of the Scheme at any time during the effective period of the Scheme to be notified by the Board of Directors which shall not be later than 10 years from the date of grant. The exercise price is determined by the Directors of the Company, and will not be less than the highest of the closing price of the Company's share on the date of grant, the average closing price of the share on the Stock Exchange for the five business days immediately preceding the date of grant, and the nominal value.

No options have been granted under the Scheme during the year (2007: Nil).

### 38 RETIREMENT BENEFITS

The Group has established various retirement benefit schemes for the benefit of its staff in Hong Kong and overseas. In Hong Kong, the Group participates in both a defined contribution scheme which is registered under the Occupational Retirement Scheme Ordinance (the "ORSO Scheme") and a Mandatory Provident Fund Scheme (the "MPF Scheme") established under the Mandatory Provident Fund Ordinance in December 2000. The assets of the schemes are held separately from those of the Group, in funds under the control of trustees. Employees who were members of the ORSO Scheme prior to the establishment of the MPF Scheme were offered a choice of staying within the ORSO Scheme or switching to the MPF Scheme, whereas all new employees joining the Group on or after 1st December 2000 are required to join the MPF Scheme.

For members of the MPF Scheme, the Group contributes 5% of the relevant payroll costs at a maximum of HK\$1,000 per employee per month to the Scheme. The ORSO Scheme is funded by monthly contributions from both employees and the Group at rates ranging from 5% to 7.5% of the employee's basic salary, depending on the length of service with the Group.

The Group's subsidiaries in the Mainland China contribute 42% to 45% of the basic salaries of their employees to retirement schemes operated by municipal governments. Under the schemes, the employees also contribute 18% to 21% of their basic salaries.

The Group's subsidiary in the Singapore contributes 5% to 15% of the basic salaries of their employees to retirement schemes operated by local government. Under the schemes, the employees also contribute 5% to 20% of their basic salaries.

### 37 購股權計劃 (續)

獲授人須於授出日期起計三十日內就每項購股權支付港幣1元以接納獲授予之購股權。購股權可根據該計劃條款於該計劃之有效期限內任何時間行使，董事會將就有效期限作出知會，有關期限不得遲於授出日期起計十年。行使價則由本公司之董事作出決定，將不少於本公司股份於授出日期在聯交所的收市價、本公司股份於緊接授出日期前五個交易日在聯交所的平均收市價及本公司股份之面值，以較高者為準。

本年度內並無根據該計劃授出購股權 (二零零七年：無)。

### 38 退休福利

本集團為其香港及海外僱員設立多項退休福利計劃。於香港，集團現有屬界定供款之按《職業退休計劃條例》註冊之職業退休計劃（簡稱「公積金計劃」）及於二零零零年十二月按《強制性公積金條例》設立之強制性公積金計劃（簡稱「強積金計劃」）。計劃資產從集團資產分離，並由信託公司管理。公積金計劃成員於強積金計劃實行時曾有一次選擇權，選擇繼續為公積金計劃成員或參與強積金計劃。所有於二零零零年十二月一日或以後入職之新僱員，則需參與強積金計劃。

以強積金計劃成員身份，本集團的供款額均按僱員有關入息的5%及每月上限為港幣1,000元計算。按公積金計劃，僱員及本集團按僱員底薪的5%至7.5%為供款額，視乎僱員年資而訂。

本集團於中國內地之附屬公司向市政府營運之退休計劃作出供款，供款額為其僱員底薪之42%至45%。根據有關計劃，僱員亦須作出佔其底薪18%至21%之供款。

本集團於新加坡之附屬公司向由當地政府營運之退休計劃作出供款，供款額為其僱員底薪之5%至15%。根據有關計劃，僱員亦須作出佔其底薪5%至20%之供款。

### 38 RETIREMENT BENEFITS (continued)

Where there are employees who leave the ORSO Scheme prior to vesting fully in the contributions, the contributions payable by the Group are reduced by the amount of forfeited contributions. At 31st March 2008, the total amount of forfeited contributions, which arose upon employees leaving the ORSO Scheme and which are available to reduce the contributions payable in future years, was nil (2007: HK\$60,000). The amount of forfeited contributions utilised in this manner during the year was HK\$60,000 (2007: HK\$301,000). At 31st March 2008, contributions of HK\$91,000 (2007: HK\$164,000) due in respect of the reporting period were paid over to the ORSO Scheme in April 2008.

### 39 RELATED PARTY TRANSACTIONS

Details of the material transactions entered into during the year with related parties are as follows:

#### (a) Transactions/balances with related parties – The Group

Transactions with related parties		有關連人士之交易
Purchase of inventories from an associate		自一間聯營公司購買存貨
Purchase of property, plant and equipment from a fellow subsidiary		自一間同系附屬公司購買物業、廠房及設備
Management fee paid to a fellow subsidiary		向一間同系附屬公司支付管理費用
Rental income from an associate		自一間聯營公司之租金收入
Interest from amount due from an associate		應收一間聯營公司款項之利息收入
Balances with related parties		與有關連人士之結餘
Amount due from an associate		應收一間聯營公司帳款
Amount due to ultimate holding company		應付最終控股公司帳款
Amounts due to associates		應付聯營公司帳款

The remuneration of the Directors and other members of key management during the year were disclosed in note 32.

The disposal of the Group's operations relating to computer and information communication technology to its ultimate holding company was disclosed in note 33(b).

### 38 退休福利 (續)

公積金計劃成員於離職時因年資關係不獲歸屬之結餘部份，可作為本集團扣減僱主供款之用。於二零零八年三月三十一日，因公積金計劃成員離職所產生且可用作扣減未來年度應付供款之沒收供款總額為港幣零元（二零零七年：港幣60,000元）。於本年度扣減之數目為港幣60,000元（二零零七年：港幣301,000元）。於二零零八年三月三十一日，記錄期間之應付供款港幣91,000元（二零零七年：港幣164,000元）已於二零零八年四月向公積金計劃付訖。

### 39 有關連人士交易

年內，與有關連人士訂立之重大交易詳情如下：

#### (a) 與有關連人士之交易／結餘 – 本集團

	2008 二零零八年 HK\$'000 港幣千元	2007 二零零七年 HK\$'000 港幣千元
Purchase of inventories from an associate	11,564	–
Purchase of property, plant and equipment from a fellow subsidiary	584	–
Management fee paid to a fellow subsidiary	800	3,569
Rental income from an associate	342	–
Interest from amount due from an associate	165	–
Balances with related parties		
Amount due from an associate	4,100	–
Amount due to ultimate holding company	(1,783)	(2,104)
Amounts due to associates	(2,616)	–

於本年度內，各董事及管理層其他主要成員之酬金已於附註32中披露。

向本集團最終控股公司出售本集團與電腦及資訊通訊科技業務有關之營運已於附註33(b)中披露。



**39 RELATED PARTY TRANSACTIONS (continued)**  
**(b) Transactions/balances with related parties**  
**– The Company**

**39 有關連人士交易 (續)**  
**(b) 與有關連人士之交易 / 結餘**  
**– 本公司**

		2008 二零零八年 HK\$'000 港幣千元	2007 二零零七年 HK\$'000 港幣千元
Transactions with related parties	與有關連人士之交易		
Management fee charged to subsidiaries	收取附屬公司之管理費	4,301	7,782
Provision for impairment during the year	年內減值撥備	<u>35,435</u>	<u>10,209</u>
Balances with related parties	與有關連人士之結餘		
Amounts due from subsidiaries	應收附屬公司帳款	498,465	274,916
Amount due from an associate	應收一間聯營公司帳款	4,100	–
Amount due to ultimate holding company	應付最終控股公司帳款	(955)	(1,404)
Amount due to a subsidiary	應付一間附屬公司帳款	<u>(2,291)</u>	<u>(43,918)</u>

**40 PRINCIPAL SUBSIDIARIES**

**40 主要附屬公司**

Name of company 公司名稱	Place or country of incorporation or registration/ operation 註冊 / 營業地點 或國家	Class of shares 股份類別	Issued and paid up share capital/ registered capital 已發行及繳足 股本 / 註冊股本	Number of shares 股份數目	Effective percentage of issued share capital/ registered capital held by the Company 本公司持有 已發行股本或 註冊股本權益		Principal activities 主要業務
					Directly 直接 %	Indirectly 間接 %	
					百分率	百分率	
Chevalier (Biotech) Limited 其士(生化科研)有限公司	Hong Kong 香港	Ordinary 普通	HK\$2 2港元	2	–	100	Investment holding 投資控股
Chevalier Pacific Limited 其士泛亞有限公司	Hong Kong 香港	Ordinary 普通	HK\$200,000,000 200,000,000港元	200,000,000	–	100	Investment holding 投資控股
Chevalier Pacific Catering Management (Beijing) Company Limited (note) 其士太平洋餐飲管理(北京)有限公司(附註)	Mainland China 中國內地	Not applicable 不適用	US\$434,000 434,000美元	Not applicable 不適用	–	100	Operation of coffee shops 經營咖啡店
Pacific Coffee Company Limited	Hong Kong 香港	Ordinary 普通	HK\$77,355 77,355港元	77,355	–	100	Trading of coffee products, operation of coffee shops and provision of maintenance services 咖啡產品貿易、經營咖啡店及提供維修保養服務

#### 40 PRINCIPAL SUBSIDIARIES (continued)

Name of company	Place or country of incorporation or registration/ operation	Class of shares	Issued and paid up share capital/ registered capital	Number of shares	Effective percentage of issued share capital/ registered capital held by the Company		Principal activities
					Directly	Indirectly	
公司名稱	註冊/營業地點或國家	股份類別	已發行及繳足股本/註冊股本	股份數目	本公司持有已發行股本或註冊股本權益直接百分率	間接百分率	主要業務
Pacific Coffee Company (S) Pte Ltd	Singapore 新加坡	Ordinary 普通	S\$100,000 100,000新加坡元	100,000	–	100	Operation of coffee shops 經營咖啡店
Pacific Coffee (Holdings) Limited	British Virgin Islands 英屬處女群島	Ordinary 普通	US\$40,034 40,034美元	400,337	–	100	Investment holding 投資控股
PCC Investment Limited	Hong Kong 香港	Ordinary 普通	HK\$2 2港元	2	–	100	Operation of coffee shops 經營咖啡店
PCC Investment (II) Limited	Hong Kong 香港	Ordinary 普通	HK\$2 2港元	2	–	100	Operation of coffee shops 經營咖啡店
其士餐飲管理(上海)有限公司 (note) (附註)	Mainland China 中國內地	Not applicable 不適用	US\$140,000 140,000美元	Not applicable 不適用	–	100	Operation of coffee shops 經營咖啡店

Note:

Established in Mainland China as wholly foreign owned enterprises.

附註:

以外資全資企業於中國內地成立。

#### 41 COMPARATIVE FIGURES

Certain of the comparative figures have been reclassified to conform to the current year's presentation.

#### 40 主要附屬公司 (續)

#### 41 比較數字

若干比較數字已重列以符合本年度之呈列。