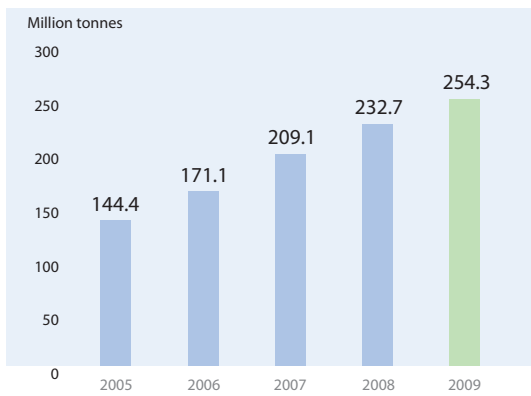
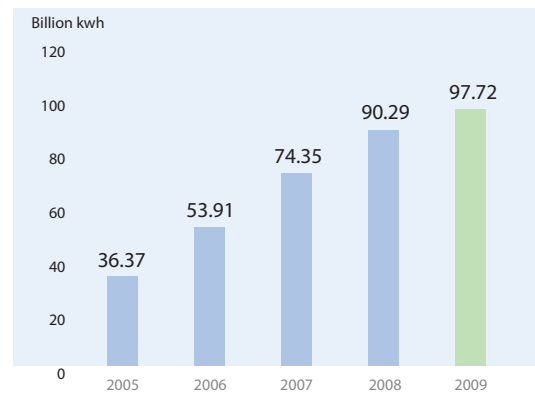


Results Highlights

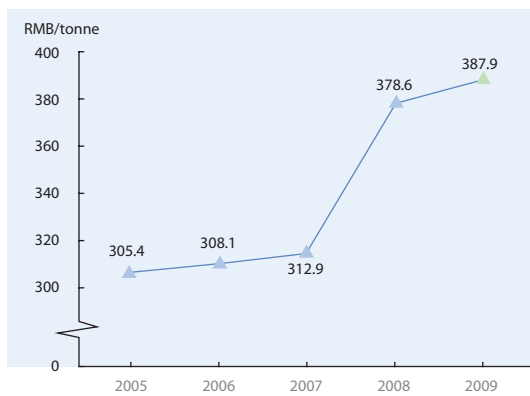
Coal Sales



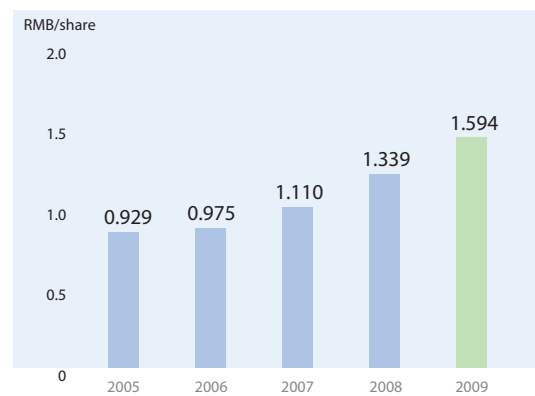
Total Power Output Dispatch



Average Coal Sales Price



Earnings Per Share



Operational

		2009	2008	Percentage change %
Commercial coal production	(Million tonnes)	210.3	185.7	13.2
Coal sales	(Million tonnes)	254.3	232.7	9.3
Of which: Export	(Million tonnes)	13.6	21.2	(35.8)
Turnover of self-owned railway transportation	(Billion tonne km)	138.2	123.3	12.1
Seaborne coal	(Million tonnes)	159.2	139.4	14.2
Of which: Huanghua Port	(Million tonnes)	77.8	78.2	(0.5)
Shenhua Tianjin Coal Dock	(Million tonnes)	21.7	22.9	(5.2)
Gross power generation	(Billion kwh)	105.09	97.80	7.5
Total power output dispatch	(Billion kwh)	97.72	90.29	8.2

		As at 31 December 2009	As at 31 December 2008	Percentage change %
Recoverable coal reserve (under PRC standard)	(100 million tonnes)	113.06	114.57	(1.3)
Marketable coal reserve (under JORC standard)	(100 million tonnes)	69.27	71.39	(3.0)

Financial

		2009	2008	Percentage change %
Revenues	(RMB million)	121,312	107,133	13.2
Profit for the year	(RMB million)	36,186	29,899	21.0
Profit attributable to equity shareholders of the Company for the year	(RMB million)	31,706	26,641	19.0
Earnings per share	(RMB per share)	1.594	1.339	19.0
Final dividend for the year (inclusive of tax)	(RMB per share)	0.53	0.46	15.2

		As at 31 December 2009	As at 31 December 2008	Percentage change %
Total assets	(RMB million)	311,677	275,540	13.1
Total liabilities	(RMB million)	114,259	103,797	10.1
Total equity	(RMB million)	197,418	171,743	14.9
Of which: Equity attributable to equity shareholders of the Company	(RMB million)	170,661	147,432	15.8
Equity attributable to equity shareholders of the Company per share	(RMB per share)	8.58	7.41	15.8

In this report:

- The "Group", "Company", "China Shenhua", "we", "us" or "our" each refers to China Shenhua Energy Company Limited, a joint stock limited company established in the PRC on 8 November 2004, and unless otherwise specified in the context, includes all of its subsidiaries;
- Coal production figures are quoted in tonnes of commercial coal, unless otherwise specified;
- All prices are quoted exclusive of value-added tax, unless otherwise specified;
- All financial indicators are denominated in RMB, unless otherwise specified;
- All relevant terms used in this report and their definitions are contained in the section of "Definitions" in this report; and
- This report is prepared in Chinese and English respectively. In case of any discrepancies, the Chinese version shall prevail.