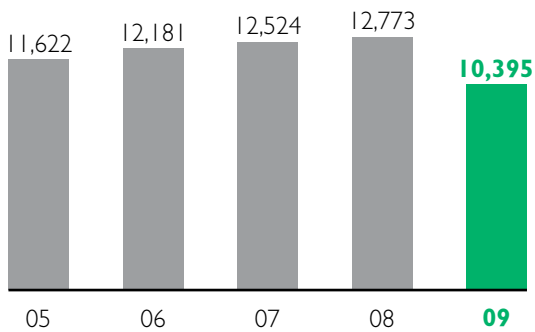


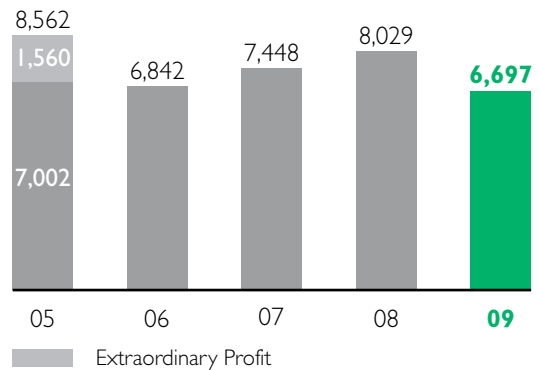
Financial Highlights

HK\$ million	2009	2008	2007	2006	2005
Turnover	10,395	12,773	12,524	12,181	11,622
Profit attributable to shareholders	6,697	8,029	7,448	6,842	8,562
Dividends	4,503	4,503	4,290	3,948	4,952
Fixed Assets	47,464	46,488	46,058	46,496	46,258
Shareholders' funds	52,144	47,327	48,104	44,085	41,685
HK\$					
Earnings per share	3.14	3.76	3.49	3.21	4.01
Dividends per share					
Ordinary	2.11	2.11	2.01	1.85	1.59
Special	—	—	—	—	0.73

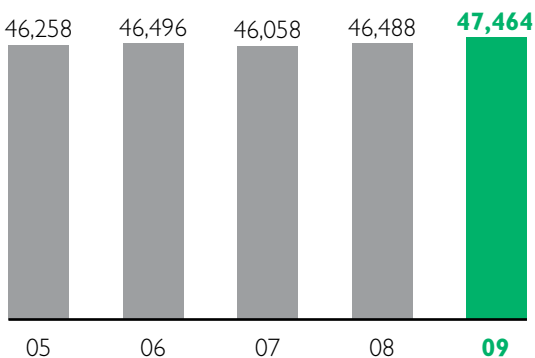
Turnover (HK\$ million)



Profit attributable to shareholders (HK\$ million)



Fixed assets (HK\$ million)



Dividends per share (HK\$)

