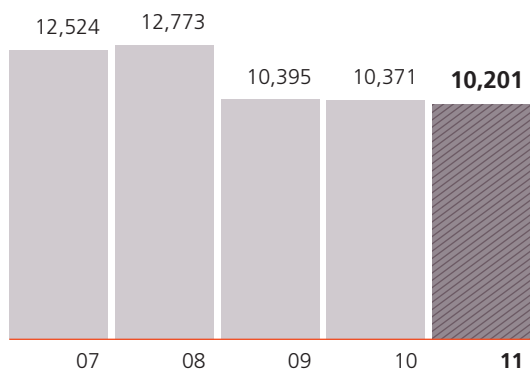


Financial Highlights

HK\$ Million	2011	2010	2009	2008	2007
Turnover	10,201	10,371	10,395	12,773	12,524
Profit attributable to shareholders	9,075	7,194	6,697	8,029	7,448
Dividends	4,951	4,503	4,503	4,503	4,290
Fixed assets	48,799	47,924	47,464	46,488	46,058
Shareholders' funds	57,873	56,137	52,144	47,327	48,104
HK\$					
Earnings per share	4.25	3.37	3.14	3.76	3.49
Dividends per share	2.32	2.11	2.11	2.11	2.01

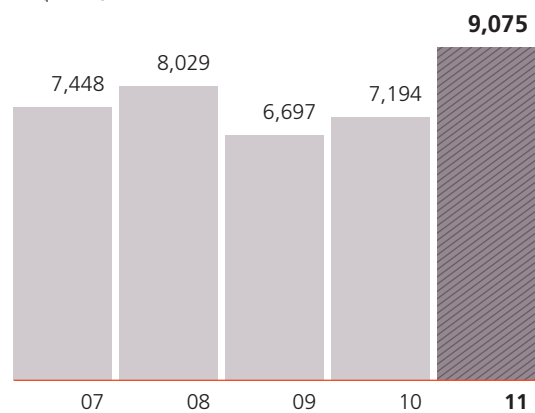
Turnover

HK\$ Million



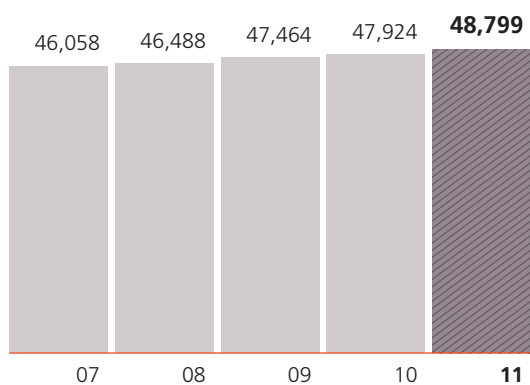
Profit Attributable to Shareholders

HK\$ Million



Fixed Assets

HK\$ Million



Dividends Per Share

HK\$

