

# WKK

**WONG'S KONG KING INTERNATIONAL (HOLDINGS) LIMITED**

(Incorporated in Bermuda with limited liability)

(Stock Code: 0532)



**ANNUAL REPORT 2011**

# C O N T E N T S

Corporate Information 公司資料	3-7
Chairman's Statement 主席報告書	8-9
Five Years Financial Summary 五年財務概要	10-11
Biographical Details of Directors and Senior Management 董事及高層管理人員個人資料	12-20
Report of the Directors 董事會報告書	21-31
Corporate Governance Report 企業管治報告	32-38
Independent Auditor's Report 獨立核數師報告書	39-40
Consolidated Income Statement 合併利潤表	41
Consolidated Balance Sheet 合併資產負債表	42-43
Balance Sheet 資產負債表	44
Consolidated Statement of Comprehensive Income 合併綜合收益表	45
Consolidated Statement of Changes in Equity 合併權益變動表	46
Consolidated Statement of Cash Flows 合併現金流量表	47-48
Notes to the Consolidated Financial Statements 合併財務報表附註	49-136

## CORPORATE INFORMATION

### **Executive Directors**

Senta Wong (*Chairman and Chief Executive Officer*)  
Edward Ying-Chun Tsui (*Group President and Chief Operating Officer*)  
Byron Shu-Chan Ho (*Chief Financial Officer*)  
Bengie Man-Hang Kwong  
Hamed Hassan El-Abd

### **Non-Executive Director**

Hsu Hung Chieh

### **Independent Non-Executive Directors**

Peter Chung-Yin Lee L.L.D., J.P.  
John Ho  
Philip Wan-Chung Tse  
Gene Howard Weiner

### **Company Secretary**

Cheng Ying

### **Auditor**

PricewaterhouseCoopers

### **Solicitor**

Stephenson Harwood

### **Bankers**

Standard Chartered Bank (Hong Kong) Limited  
The Hongkong and Shanghai Banking Corporation Limited  
Australia and New Zealand Banking Group Limited  
DBS Bank Limited  
Hang Seng Bank Limited

### **Share Registrars**

#### **Principal Registrar**

Butterfield Fund Services (Bermuda) Limited

#### **Hong Kong Registrar**

Tricor Standard Limited

### **Registered Office**

Clarendon House  
2 Church Street  
Hamilton, HM11  
Bermuda

### **Principal Office**

23/F, One Kowloon  
No.1 Wang Yuen Street  
Kowloon Bay  
Kowloon  
Hong Kong

## 公司資料

### **執行董事**

王忠桐 (主席兼行政總裁)  
徐應春 (集團董事長兼執行總裁)  
何樹燦 (財務總裁)  
鄭敏恆  
Hamed Hassan El-Abd

### **非執行董事**

許宏傑

### **獨立非執行董事**

李仲賢 L.L.D., J.P.  
何約翰  
謝宏中  
Gene Howard Weiner

### **公司秘書**

鄭瑛

### **核數師**

羅兵咸永道會計師事務所

### **律師**

羅夏信律師樓

### **來往銀行**

渣打銀行(香港)有限公司  
香港上海滙豐銀行有限公司  
澳盛銀行集團有限公司  
星展銀行  
恒生銀行有限公司

### **股票登記處**

#### **主要登記處**

Butterfield Fund Services (Bermuda) Limited

#### **香港登記處**

卓佳標準有限公司


### **註冊辦事處**

Clarendon House  
2 Church Street  
Hamilton, HM11  
Bermuda

### **主要辦事處**

香港  
九龍  
九龍灣  
宏遠街1號  
「一號九龍」23樓

**One Kowloon, Kowloon**  
一號九龍，九龍



*Corporate office 22&23/F*  
企業辦事處二十二及二十三樓



*Worker dormitory, Dongguan*  
工人宿舍，東莞

WKK Technology Limited is the pioneer in green manufacturing. Since 2002, over 1,600 solar panels were installed on the roof of worker dormitory in WKK Technology Park at Dongguan China for 24 hours hot water supplies to our 5,000 employees. 王氏港建科技有限公司是綠色製造業之先鋒。自二零零二年起，於位於中國東莞王氏港建科技城之工人宿舍屋頂上，安裝超過1,600塊太陽能電池板，以供應24小時熱水給我們5,000名員工。

**These OEM products are manufactured by WKK Technology Limited**  
**這些原產品由王氏港建科技有限公司製造**

*High Performance AC/DC Drives*  
高性能系統型變頻驅動器



*Automobile Battery Charger*  
車用電池充電器

*Bluetooth headset and charger docking*  
藍牙耳機及充電座



These products are manufactured or distributed by the subsidiaries of  
**WKK Distribution Limited**  
 這些產品由王氏港建經銷有限公司之附屬公司製造或經銷



**Highest Speed Mounter**  
 最高速貼片機

Speed: IPC9850 condition 100 k cph (World's fastest mounter)  
 Component range: 0402 to 45 mm QFP IC

速度: IPC9850 條件下 100 k cph (世界上最快的貼片機)  
 元件範圍: 0402 至 45 mm QFP IC

6

**Film puncher**  
 軟板沖孔機

For multiple side FPC coverlay hole forming process

用途: 根據程序設置, 實現對FPC相應額外位置, 進行自動沖孔作業的設備。



**ProForm 7000 plus**

Fully Automatic UV Exposure System  
 內層全自動曝光機


高產能: 每分鐘4片或以上  
 高對位精度: <0.0005" (13 microns)  
 高機械重複性: <0.0002" (5 microns)  
 高解析度: 2/2 mils或以上 (L/S)  
 大範圍板面曝光: 10"×12"~24"×30"

High Capability: 4 panels per minute or above  
 High Alignment Accuracy: < 0.0005" (13 microns)  
 High Mechanical Repeatability: < 0.0002" (5 microns)  
 High Resolution: 2/2mils or above(L/S)  
 Large Panels Exposure: 10"×12" ~ 24"×30"

## Solder Bar 錫條

Licensed soldering material from Nihon Superior Japan

用途：錫條主要供應於需要將錫熔化實現焊接的客戶，例如波峰焊工藝。NS錫條的特點為，無鉛環保、低溫共晶、成本低廉（不含銀）等。



## AQU

Mercury lamp  
平行光曝光燈

AQU offers full line of replacement Mercury Xenon Short Arc lamps for leading collimated UV exposure systems

AQU 提供一系列短弧汞氙燈適用於不同品牌的平行光曝光系統。

### BUSINESS REVIEW

The Group's turnover for the year 2011 was HK\$5.2 billion, representing an increase of approximately 1% compared to 2010 mainly due to the good performance of the Group's OEM Manufacturing Division which registered record sales of HK\$3 billion. However, the Group's profit attributable to shareholders for the year was HK\$75.5 million reflecting a decline of approximately 44% compared to last year.

#### Trading and Distribution Division (WKK Distribution)

The Trading and Distribution Division registered sales of HK\$2.1 billion during 2011, representing a decline of approximately 13% compared to 2010. Demand for the Group's product ranges continued to soften in the second half of 2011, mainly due to the unsettling effects of the debt crisis in Europe and the economic slowdown in the U.S. Operating profit dropped by approximately 44% compared to 2010. Although the operations of the Division in the PRC was the main contributor to the Division's profit for the whole of 2011, its growth in operating profit reduced from 81% in the first half of the year to only 9% for the whole year compared to the previous year. All of the Division's other operations performed less well in the second half of the year than in the first half.

#### OEM Manufacturing Division (WKK Technology)

The Group's OEM Manufacturing Division recorded turnover of HK\$3 billion in 2011, reflecting an increase of approximately 13% compared to 2010. This was largely due to the Group's continuous efforts in broadening its customer base and maintaining a high degree of production flexibility. Its operating profit was HK\$52 million, reflecting an increase of approximately 16% compared to the year before.

### FINANCE

The Group has committed bank and other financing facilities totalling HK\$3,194 million, of which HK\$1,516 million was drawn down as at 31 December 2011. As at 31 December 2011, the Group's consolidated net borrowings amounted to HK\$331 million and total equity amounted to HK\$1,441 million, resulting in a net gearing ratio of 23%.

Most of the Group's sales were conducted in the same currencies as the corresponding purchase transactions. Foreign exchange contracts were used to hedge exposures where necessary.

### 業務回顧

本集團於二零一一年之營業額為港幣五十二億元，較二零一零年增長約1%，主要因為本集團之原產品製造部表現良好，錄得破紀錄之銷售額港幣三十億元。然而，於本年度，本集團錄得股東應佔溢利為港幣七千五百五十萬元，反映較去年下跌約44%。

#### 貿易及分銷部 (王氏港建經銷)

貿易及分銷部於二零一一年錄得銷售額港幣二十一億元，較二零一零年減少約13%。於二零一一年下半年，本集團產品需求持續放緩，主要由於歐洲債務危機仍未解決及美國經濟緩滯不前所致。經營溢利較二零一零年下跌約44%。雖然該部門之中國業務為其二零一一年全年溢利之主要貢獻者，其經營溢利增長與去年比較，卻由本年度上半年之81%下跌至全年僅9%。該部門之所有其他業務於本年度下半年之表現均較上半年遜色。

#### 原產品製造部 (王氏港建科技)

本集團之原產品製造部於二零一一年錄得營業額港幣三十億元，較二零一零年增長約13%，主要由於本集團努力不懈地拓闊其客戶基礎及保持生產高度靈活性。該部門之經營溢利為港幣五千二百萬元，較去年增長約16%。

### 財務

本集團已獲取銀行及其他財務融資合共港幣三十一億九千四百萬元，於二零一一年十二月三十一日已動用其中港幣十五億一千六百萬元。本集團於二零一一年十二月三十一日之綜合借貸淨額為港幣三億三千一百萬元，其股權總額則為港幣十四億四千一百萬元，因此淨資本負債比率為23%。

本集團大部份銷售以相應購買交易所用之貨幣單位進行，並已訂立外匯合約以在需要時對沖匯率波動。



## CAPITAL STRUCTURE

There have been no material changes in the capital structure of the Group since 31 December 2010.

## HUMAN RESOURCES

As at 31 December 2011, the Group had a total of 5,397 employees, of whom 321 were based in Hong Kong, 4,747 in the PRC and 329 overseas. The remuneration packages of the Group's employees are mainly based on their performance and experience, taking into account current industry practices. Provident fund scheme, medical allowances, and in-house and external training programs are available to employees. Share options and discretionary bonuses are provided to employees according to the performance of the individual and the Group. The remuneration policy and packages of the Group's employees are regularly reviewed.

## PROSPECTS

In view of the euro-zone sovereign debt crisis as well as uncertainties in the global economy especially in Europe and the USA, the Directors expect that the soft demand for the industrial products distributed by the Group will continue and the Industrial Products Trading Division will continue to encounter tough market conditions in the near future.

With the Group's continuous efforts to explore opportunities and the Group's diversified customer base, it is expected that the Group's OEM Manufacturing Division will, in the coming year, enjoy a level of business comparable to the previous year. However, it is expected that the Division's performance will be affected by rising wages for workers in the PRC.

On behalf of the Board, I wish to thank all employees for their loyalty, support and hard work throughout the year.

By Order of the Board

**Senta Wong**  
*Chairman*

Hong Kong, 29 March 2012

## 資本架構

自二零一零年十二月三十一日以來，本集團之資本架構並無出現任何重大變動。

## 人力資源

於二零一一年十二月三十一日，本集團共有 5,397 名僱員，其中 321 名駐香港、4,747 名駐中國及 329 名駐海外工作。本集團主要根據僱員之工作表現及經驗，以及考慮現行業內慣例釐定僱員薪酬待遇。除為僱員提供公積金計劃、醫療津貼、內部及外部培訓課程外，亦會根據僱員之個別表現及本集團之整體表現向僱員授出購股權及給予酌情花紅。本集團會定期檢討僱員之薪酬政策及待遇。

## 展望

鑑於歐元區主權債務危機及全球經濟（尤其是歐洲及美國）不明朗，董事預期本集團分銷之工業產品之需求將持續放緩，而工業產品貿易部於可見將來將持續面對艱難之市況。

憑藉本集團致力發掘機遇及本集團多元化之客戶基礎，預期本集團原產品製造部於來年之表現應與去年不遑多讓。然而，預期該部門之表現將受中國工人工資上漲而受到影響。

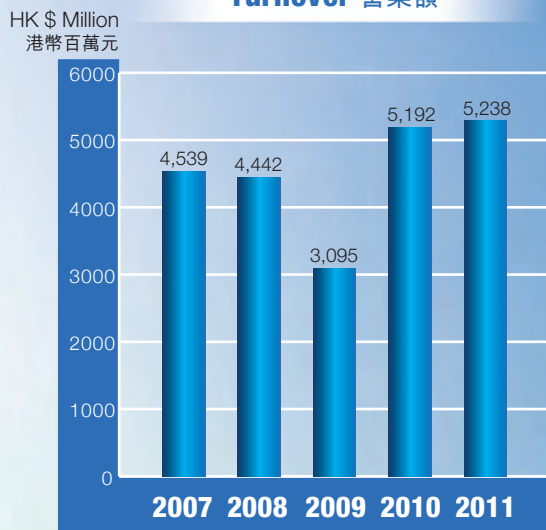
本人謹代表董事會對全體僱員於年內之忠誠、支持與努力致以衷心謝意。

承董事會命

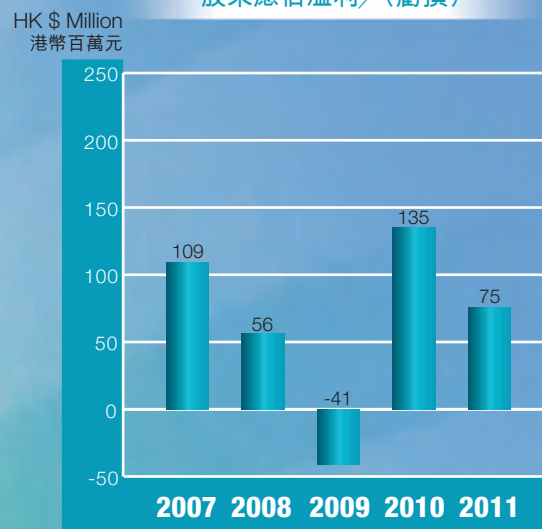
**王忠桐**  
*主席*

香港，二零一二年三月二十九日

**Turnover 營業額**



**Profit/(loss) attributable to shareholders  
股東應佔溢利/(虧損)**



**Total assets 資產總額**



**Total assets**  
資產總額

**Total shareholders' funds attributable to the equity holders of the Company**  
本公司股權持有人之股東資金總額

## FIVE YEARS FINANCIAL SUMMARY

## 五年財務概要

	For the year ended 31 December				
	截至十二月三十一日止年度				
	2007	2008	2009	2010	2011
	HK\$'000	HK\$'000	HK\$'000	HK\$'000	HK\$'000
	港幣千元	港幣千元	港幣千元	港幣千元	港幣千元
<b>RESULTS 業績</b>					
Turnover 營業額	4,538,540	4,442,440	3,095,362	5,192,120	<b>5,237,518</b>
Profit/(loss) attributable to shareholders 股東應佔溢利／(虧損)	108,523	55,899	(41,245)	135,102	<b>75,456</b>
	At 31 December				
	於十二月三十一日結算				
	2007	2008	2009	2010	2011
	HK\$'000	HK\$'000	HK\$'000	HK\$'000	HK\$'000
	港幣千元	港幣千元	港幣千元	港幣千元	港幣千元
<b>ASSETS AND LIABILITIES 資產及負債</b>					
Total assets 資產總額	2,623,160	2,621,921	2,332,508	3,646,578	<b>3,883,076</b>
Total liabilities 負債總額	(1,379,578)	(1,346,322)	(1,100,012)	(2,250,774)	<b>(2,441,817)</b>
Non-controlling interest 非控制性權益	(67,309)	(76,664)	(68,238)	(91,946)	<b>(79,195)</b>
Total shareholders' funds attributable to the equity holders of the Company 本公司股權持有人之股東資金總額	1,176,273	1,198,935	1,164,258	1,303,858	<b>1,362,064</b>

## BIOGRAPHICAL DETAILS OF DIRECTORS AND SENIOR MANAGEMENT

## 董事及高層管理人員個人資料

### EXECUTIVE DIRECTORS

**Wong, Senta**, aged 69, began his career in the electronics industry in 1964. Mr. Wong is a founder of the Group in 1975 and it has been de-merged from Wong's International (Holdings) Limited (the "WIH Group") in 1989. Mr. Wong is responsible for the Group's overall management and formulation of its corporate strategies. He has been a director and chairman and chief executive officer of the Company since March 1990. Mr. Wong is the father of Mr. Wong, Vinci and the father-in-law of Mr. Chang Jui Shum, Victor.

**Tsui Ying-Chun, Edward**, aged 65, obtained a Bachelor of Arts degree from the University of Hong Kong and joined the WIH Group in 1982 as general manager in charge of corporate administration. In 1985, Mr. Tsui became the general manager and, in 1987, a director of the Group. Mr. Tsui had extensive experience in broadcasting, trading and manufacturing before joining the WIH Group. He has been a director of the Company since March 1990.

**Ho Shu-Chan, Byron**, aged 67, graduated from the Chinese University of Hong Kong with a Bachelor of Commerce degree. Mr. Ho had more than 18 years of extensive working experience with the Inchcape group of companies as financial controller and general manager prior to joining the WIH Group in January 1989. He has been a director of the Company since March 1990.

**Kwong Man-Hang, Bengie, J.P. (Aust.)**, aged 64, is an Executive Program Graduate of the Graduate School of Business from the Stanford University and an MBA holder. He was formerly the chief executive of Hong Kong Quality Assurance Agency (Hong Kong Government subvented organization) – an independent third party ISO 9000/14000 Quality and Environmental Management System Certification Body. He has more than 30 years' senior management experience and has an impressive track record in the field of computer and electronics industry with multi-national organizations. Mr. Kwong has fellowships in various professional institutions, and has been appointed as vice president of the Institution of British Engineers – England, and fellow of the Institute of Directors (Royal Charter) U.K. He has been a director of the Company since February 1996, a director of WKK Japan Limited since February 1997 and a chief executive officer of WKK America (Holdings) Inc. since June 2001.

### 執行董事

**王忠桐**，現年69歲，彼於一九六四年開始投身電子業。王先生於一九七五年創辦本集團，並於一九八九年將本集團從王氏國際（集團）有限公司（「王氏國際集團」）中分拆。王先生現時負責本集團之整體管理工作及制訂公司策略。彼自一九九零年三月出任本公司董事及主席兼行政總裁。王先生為王賢誌先生之父親及張瑞榮先生之岳父。

**徐應春**，現年65歲，彼獲香港大學文學士學位，於一九八二年加入王氏國際集團，出任總經理之職，負責公司行政工作。徐先生自一九八五年出任本集團之總經理，並於一九八七年任董事之職。徐先生在加入王氏國際集團之前曾從事廣播、貿易及製造業，經驗豐富。彼自一九九零年三月出任本公司董事。

**何樹燦**，現年67歲，畢業於香港中文大學，取得商學學士學位。何先生於一九八九年一月加入王氏國際集團之前，任職英之傑集團逾十八年，曾任財務總監及總經理之職，經驗豐富。彼自一九九零年三月出任本公司董事。

**鄭敏恆J.P. (Aust.)**，現年64歲，彼持有工商管理碩士學位及參與史丹福大學－工商業研究之行政人員培訓課程。彼為前任香港品質保證局行政總裁，該機構為香港政府資助成立，並為國際ISO 9000/14000品質及環保管理系統認證機構之獨立第三方。彼為資深行政人員，在亞太及歐美跨國公司有逾三十年電腦及電子工業管理經驗。鄭先生為歐美專業學會資深院士，並獲委任為英國工程師學會副總裁，及英國公司董事學會特許院士。彼自一九九六年二月出任本公司董事，一九九七年二月出任WKK Japan Limited之董事並於二零零一年六月出任WKK America (Holdings) Inc.之行政總裁。

**Hamed Hassan El-Abd**, aged 64, joined the Group in 1992. He is a director and the president of WKK Distribution Limited. Prior to joining the Group, he was president of Amistar AG, a manufacturer of automated robotics used in electronics assembly in particular the area of Surface Mount Technology. In 1988, he founded his own consulting company and worked with Japanese, U.S. and European companies in the electronics area. Mr. El-Abd holds a BA degree in Journalism and an MA in International Affairs. He has been a director of the Company since May 2001.

### **NON-EXECUTIVE DIRECTOR**

**Hsu Hung Chieh, alias, Andrew Sheu**, aged 65, is the Vice-Chairman and CEO of Taiwan Kong King Co., Limited (“TKK”) since 1981, a company listed in Taiwan. He has over 32 years of experience in the high technology equipment trading and manufacturing industry and he served in TKK as management, specialized in operating and marketing, for over 25 years. He holds a bachelor degree in Electrical Engineering from Tatung University in Taiwan. He has been a director of the Company since January 2009.

### **INDEPENDENT NON-EXECUTIVE DIRECTORS**

**Lee Chung-Yin, Peter**, aged 85, is a practicing doctor in Hong Kong. He is the vice-chairman of the Sun Hing group of companies and director of a number of other private companies. He is the Visiting Professor in the Faculty of Medicine in the University of Birmingham of the United Kingdom and other major universities and medical schools in China. He served as the Head of the St. John Ambulance Association, the chairman of Hong Kong Cheshire Home Foundation, the chairman of the Hospital Governing Committee of the Cheshire Home, Shatin, and a member of the Court and Council of the University of Hong Kong, etc. His past public services include being past-chairman of Convocation of the University of Hong Kong, past-president of the Hong Kong Medical Association, founder-president of the Hong Kong College of Family Physicians, member of the Basic Law Consultative Committee of the Hong Kong Special Administrative Region of the People’s Republic of China, past-president of the Confederation of Medical Associations in Asia and Oceania (CMAAO), past-president of the World Organisation of Family Doctors (WONCA), and a WHO Consultant in Family Medicine. He has been a director of the Company since March 1990.

**Hamed Hassan El-Abd**, 現年64歲，於一九九二年加入本集團，彼現為王氏港建經銷有限公司之董事兼總裁。於加入本集團之前，彼為AmistarAG總裁，該公司為用於電子裝配（特別是表面安裝技術）機械人之製造商。於一九八八年，彼創立顧問公司與日本、美國及歐洲多間電子業公司合作。El-Abd先生持有新聞文學學士學位及國際事務碩士學位。彼自二零零一年五月出任本公司董事。

### **非執行董事**

**許宏傑, 別名, 許宏杰**, 現年65歲，於一九八一年起加入台灣港建股份有限公司（「台灣港建」）出任副主席及行政總裁，此為一間台灣上市公司。彼在高科技設備貿易及製造業內積逾32年經驗及於台灣港建擔任管理及市場營運逾25年。彼持有台灣大同理工學院電機系之學士學位。彼自二零零九年一月出任本公司董事。

### **獨立非執行董事**

**李仲賢**, 現年85歲，為香港執業醫生。彼為新興集團公司之副主席及其他多間私人公司之董事。彼為英國伯明翰大學醫學院以及中國各主要大學及醫學院之客席教授。彼曾擔任聖約翰救傷會總監、香港慈氏護養院基金主席、沙田慈氏護養院監管委員會主席、香港大學校董及校務委員會委員。彼曾擔任之公職包括香港大學評議會主席、香港醫學會會長、香港全科醫學院創院院長、中華人民共和國香港特別行政區基本法諮詢委員會委員、亞太區醫學聯會會長、世界全科醫學院院長及世界衛生組織家庭醫學顧問。彼自一九九零年三月出任本公司董事。

**Ho, John**, aged 66, is a practising solicitor in Hong Kong. He obtained a Bachelor of Laws degree from the University of London. In 1972, he qualified as a solicitor and joined a major firm of solicitors. Mr. Ho is a consultant of John Ho & Tsui. Mr. Ho was appointed an independent non-executive director of Wa Ha Realty Company Limited in 1994 and re-designated as a non-executive director in 2004; and also CEO and executive director of China Western Investments PLC, a London listed company. He has been a director of the Company since March 1990.

**Tse Wan-Chung, Philip**, aged 67, retired from DDB Advertising Agency Operations in 1997 and remained a member of the Company's Worldwide Board until 2000. Mr. Tse had spent over 34 years in the advertising industry. Besides his involvement in advertising, Mr. Tse is one of the founders of the Hong Kong Artists' Guild ("Guild") in which he has been serving as the Chairman of the Executive Committee since 1986. Mr. Tse was appointed as the Chairman of Guild since 1996. He was also appointed by the Hong Kong Government as a council member of the Hong Kong Academy of Performing Arts in 1991. Mr. Tse has served as a member of the Young Presidents' Organization since 1976 and is currently a member of the World Presidents' Organization. In recent years, Mr. Tse focuses on marketing management and art and culture related business. He founded BaoQu Tang Gallery of Art ("BQT") in 2004. BQT has become a well known brand in the art scene in Hong Kong and China. Mr. Tse also involved in auction business in Guangzhou. He has been a Director of the Company since March 1990.

**Gene Howard Weiner**, aged 75, is president of Weiner International Associates, a business and technical consultancy serving the specialty chemical and electronics industries. The clients of Weiner have included several Fortune 100 companies. He was a founding partner of Quantum Solar Group, Inc., a market research organization in the photovoltaic solar industry. His executive experience includes that of director and the president of New England Laminates Co. Inc., a leading supplier of copper clad laminates to the electronics industry; vice president of sales and marketing of Dynachem Corporation (now part of Dow Chemical), one of the world's leading suppliers of photopolymers and specialty chemicals to the electronics industry; and vice president of marketing of Oxy Metal Finishing, a major specialty chemical firm. Mr. Weiner is on the Board of Advisors of P. D. Circuits, Inc., a U.S. company providing computer aided manufacturing, design for manufacture, test and other shared infrastructure services to the printed circuit assembly industry, as well as on the Board of Advisors of Christopher Associates, Inc., a provider of equipment and specialty chemicals to the U.S. printed circuit industry. He is also a member of the Advisory Council of Post

**何約翰**，現年66歲，為香港執業律師。彼畢業於倫敦大學，獲法律學士學位。一九七二年，彼獲取律師資格，並加入一間主要律師行。何先生為何約翰、徐偉奇律師行之顧問。何先生於一九九四年獲委任為華廈置業有限公司之獨立非執行董事及於二零零四年調任為非執行董事，及為一間倫敦上市之China Western Investments PLC之行政總裁及執行董事。彼自一九九零年三月出任本公司董事。

**謝宏中**，現年67歲，彼於一九九七年從DDB Advertising Agency Operations退休，但留任為該公司環球董事局成員直至二零零零年。謝先生於廣告業擁有超過三十四年之經驗。除參與廣告業外，謝先生亦為香港藝術家聯盟創辦人之一，彼自一九八六年起，一直擔任該會之執委會主席，並於一九九六年起獲委任為該會之主席。此外，彼於一九九一年獲香港政府委任為香港演藝學校董會成員，並自一九七六年起成為Young Presidents' Organization會員，現在亦為World Presidents' Organization會員。近年來，謝先生專注於營銷管理及藝術與文化相關之業務。並於二零零四年成立抱趣堂藝術館（「抱趣堂」）。抱趣堂現已成為香港及中國藝術舞台之知名品牌。謝先生亦於廣州參與拍賣業務。彼自一九九零年三月出任本公司董事。

**Gene Howard Weiner**，現年75歲，為Weiner International Associates之主席，該公司為專用化學品及電子業務之技術顧問公司，Weiner之客戶包括多間Fortune 100之公司。他是Quantum Solar Group, Inc，一間在太陽能光電業之市場研究機構之創辦合伙人。彼在行政方面經驗包括擔任New England Laminates Co., Inc.之董事兼主席，該公司為一間電子銅片之主要供應商；Dynachem Corporation（現為Dow Chemical一部份）之營業及推廣副總裁，是其中一間世界領先供應光聚合物及特種化學品給電子工業之供應商；及一間大型專用化學品公司Oxy Metal Finishing之市場推廣副總裁。Weiner先生為P.D. Circuits, Inc.之顧問團成員，該美國公司為印刷電路板組裝業內提供電腦輔助生產、設計生產、測試及其他基建服務；同時是Christopher Associates, Inc.之顧問團成員，該公司為美國印刷電路板業內提供設備及專用化學

University's MBA program. Post University, founded over 100 years ago as a business school, is now ranked in the top 12 of America's online education providers according to the Online Education Database (OEDb), a U.S. national resource for online degree programs. Mr. Weiner has been inducted into the IPC Raymond Pritchard Hall of Fame, the IPC's and the industry's highest award and recognition. He has been a director of the Company since April 1992.

## SENIOR MANAGEMENT

### WONG'S KONG KING HOLDINGS LIMITED

**Chung Yiu Ming, Alvin**, aged 64, joined the Group in 2002. Mr. Chung is the general manager of Human Resources & Administration Department of the Group. He has more than 30 years extensive HR&A experience in the industry. Prior to joining the Group, he brought with him well proven record in various regional multi-national organisations such as Ampex, Digital Equipment, Data General and National Semiconductor, etc. Mr. Chung holds a Graduate Diploma in Personnel Management from The Hong Kong Polytechnic University (formerly named as HK Technical College). He is the visiting lecturer of the Hong Kong Management Association, the Hong Kong Productivity Council and Shengchun University, etc. for over the past 10 years. Mr. Chung has been served as the Academic Chairman of the Hong Kong People Management Association (formerly named as Hong Kong Industrial Relations Association).

**Cheng Ying**, aged 40, joined the Group in 2010. She is now the company secretary of the Group. She graduated from the Lingnan University with a Honours Diploma in Company Secretaryship and Administration. She is an associate member of both of the Hong Kong Institute of Company Secretaries and the Institute of Chartered Secretaries and Administrators. Prior to joining the Group, she has about 15 years of experience in company secretarial field.

### WKK DISTRIBUTION LIMITED

**Chang Jui Shum, Victor**, aged 37, joined the Group in 2004. He is now the Director and general manager of WKK Distribution Limited. He is responsible for formulating the sales and marketing strategy, and overseeing the development of new business. Mr. Chang holds a Bachelor degree in Commerce (Accounting & Finance) from the Monash University of Melbourne, and MBA from City University of Hong Kong. Mr. Chang is the son-in-law of Mr. Wong, Senta and the brother-in-law of Mr. Wong, Vinci.

品。彼為Post University's MBA program之顧問團成員。Post University為一所成立超過100多年的商學院，根據網上教育之數據庫，現排頭十二名的在線教育機構，美國國家資源的在線學位課程。IPC Raymond Pritchard Hall of Fame在Weiner先生領導下，在IPC's和業內獲得最高獎項和認同。彼自一九九二年四月出任本公司董事。

## 高層管理人員

### 王氏港建集團有限公司

**鍾耀明**，現年64歲，於二零零二年加入本集團，彼現為本集團人力資源及行政部之總經理，彼在人力資源及行政業內已累積超過三十年經驗。於加入本集團前，彼曾任職多間跨國機構如Ampex, Digital Equipment, Data General and National Semiconductor等等，並表現卓越。鍾先生持有香港理工大學之人事管理文憑（前稱為香港工業學院），在過往逾10年，彼為香港管理專業協會、香港生產力促進局及Shengchun University等任客席講師，鍾先生曾擔任香港人才管理協會（前稱為香港工業關係協會）之學術主席。

**鄭瑛**，現年40歲，於二零一零年加入本集團，現任集團公司秘書。彼畢業於嶺南大學，並獲取公司秘書及行政專業課程之榮譽文憑。彼乃香港公司秘書公會及英國特許公司秘書公會會士，在加入本集團之前，彼在公司秘書方面累積約十五年經驗。

### 王氏港建經銷有限公司

**張瑞燊**，現年37歲，於二零零四年加入本集團，彼現為王氏港建經銷有限公司之董事及總經理，主要負責制訂銷售方向及市場策略，以及監察新興業務發展。張先生畢業於澳洲墨爾本Monash大學，持有商業（會計及財務）學士學位及香港城市大學之工商管理碩士。張先生為王忠桐先生之女婿及王賢誌先生之妹夫。

**Fullwood, Lionel**, aged 71, joined the Group in 1997. He is a technical director and manages the Technical Services for the PCB arena company wide. Prior to joining the group, he spent 34 years in the electronics industry, specializing in PCB manufacturing. He has designed, selected equipment, and been responsible for the design, building, and management of seven PCB manufacturing facilities in Asia and US. At the present time he is active in the Institute of Printed Circuits. He received the Institute's Distinguished Committee award in October of 2000, 2002 and 2007, as well as the IPC President's Award for 2003. At the 2005 IPC EXPO Conference, Mr. Fullwood was appointed General Chair of the IPC 110 set of committees. Mr. Fullwood holds a B.Sc in Chemistry and Maths., and an M.A. in Molecular Biology and Polymer Chemistry. He has authored or co-authored 38 technical papers and publications.

**To Wan-Sang, Stephen**, aged 56, joined the Group in 1979. He is currently the general manager for New Product Development. He was the general manager for WKK Source Electronics (HK) Limited, a joint-venture with Source Electronics Asia Limited in U.S., mainly, a leader in Integrated Circuit Programming Service. Mr. To has assumed various positions along the growth of the group. He was the engineering manager of World Storage Technology, a former manufacturing unit of the group manufacturing floppy disk drives. He was also the service manager for China, sales manager for electronic equipment in Hong Kong, director and general manager for WKK (Thailand) Limited, director and general manager of WKK Electronics Pte Limited and largely being responsible for marketing of electronic equipment in various territories. Mr. To was also the general manager for Special Products Group. Mr. To holds an MBA degree from UK, and a Higher Diploma in Electronic Engineering.

#### **WKK CHINA LIMITED**

**Yeung Chuen-Hau**, aged 64, joined the Group in 1984. He is the director and general manager of WKK China Limited and is responsible for marketing the Group's products and services in the PRC.

**Ng Ka Kui, Jimmy**, aged 49, joined the Group in 1983. He is the General Manager of WKK Beijing office. Mr. Ng had been responsible for the Group's electronics assembly, printed circuit board and semi-conductors business for North China market. He holds a Certificate in Electrical Engineering.

**Yu Chun Yip, Tony**, aged 44, joined the Group in 1994. He is the General Manager of WKK Trading (Shanghai) Co., Ltd. and Suzhou Branch. Mr. Yu is responsible for the marketing, sales and service of the SMT product in East China. He holds a Diploma in Marketing.

**Fullwood, Lionel**, 現年71歲，於一九九七年加入本集團，彼為技術董事，負責管理本集團印刷電路板之技術服務。於加入本集團前，彼在電子業內已累積三十四年經驗，尤專於印刷電路板之生產。彼曾為亞洲及美國七間新設印刷電路板廠房設計特製之機器設備，並負責設計、建設及管理有關廠房。目前彼積極參與印刷電路板業公會事務。彼於二零零零年十月、二零零二年及二零零七年接受Institute's Distinguished Committee頒發獎項，同時於二零零三年更獲取IPC President's Award。於二零零五年電路板業公會展覽，Fullwood先生獲委任為IPC 110 set of committees之常任主席。Fullwood先生持有化學及數學理學士學位與分子生物學及聚合體化學碩士學位。彼亦是38份技術論文和刊物之作者和聯席作者。

**杜雲生**，現年56歲，於一九七九年加入本集團，彼現為New Product Development之總經理。彼曾為王氏上昇電子（香港）有限公司之總經理。本集團公司現與美國Source Electronics Asia Limited組成之合營公司，主要業務是集成電路程式刻錄。杜先生隨本集團的成長亦擔任不同的職位，彼曾為World Storage Technology之工程經理，為本集團一個前生產磁盤驅動器之製造部門。彼亦曾為中國部之服務經理，香港電子設備之營業經理，WKK (Thailand) Limited之董事兼總經理，WKK Electronics Pte Limited之董事兼總經理，主要負責在不同地區推廣電子設備。杜先生曾是策略產品部之總經理。杜先生持有英國工商管理碩士及電子工程高級文憑。

#### **王氏港建中國有限公司**

**楊傳孝**，現年64歲，於一九八四年加入本集團，彼現為王氏港建中國有限公司之董事及總經理，負責在中國推廣本集團之產品及服務。

**伍家駒**，現年49歲，於一九八三年加入本集團，彼現為王氏港建北京辦事處之總經理。伍先生負責中國北方市場之本集團電子產品組裝，印刷電路板及半導體業務。彼持有電機工程證書。

**余俊業**，現年44歲，於一九九四年加入本集團，彼現為王氏港建貿易（上海）有限公司及蘇州分公司之總經理，余先生負責在中國東部的SMT產品的營銷、銷售和服務。彼持有市場學文憑。



**Lin Fu Chan, Frank**, aged 57. Mr Lin graduated from the Jiangxi University of Science and Technology in 1975. Before joining the Group in 1991, he had been a civil servant of the Government of the People's Republic of China (PRC) for 8 years with over 10 years mechanical product design and management experience. He was granted a National Technology Improvement Award by the Government of the PRC in 1983. He is now the General Manager of WKK EMS Equipment (Chengdu) Ltd, Wong's Kong King Holdings Ltd – Chongqing office, Wong's Kong King Holdings Ltd - Xi'an office and the Special Assistant to the Group Chairman. He is also a Director and Vice Chairman of Hong Kong Jiangxi Clansmen Association Ltd.

**Lee Wai-Man, Raymond**, aged 49, join the Group in 1982. He is the General Manager of WKK EMS Equipment (Shenzhen) Limited. Mr. Lee previously worked in the engineering department, sales & marketing for electronic assembly field, and is currently in charge of Group's distribution business in South China.

#### **WKK ELECTRONIC EQUIPMENT LIMITED**

**Lee Wai-Kong, Johnson**, aged 53, joined the Group in 1989. He is the director and general manager of WKK Electronic Equipment Limited and is responsible for marketing the Group's electronic products in Hong Kong and the PRC. Mr. Lee holds a Bachelor degree in Science (Electronics Engineering) from the Chinese University of Hong Kong.

#### **WKK PCB TRADING LIMITED**

**Lui Kwok-Chak, Randy**, aged 51, joined the Group in 1985. He is a director and the general manager of WKK PCB Trading Limited and is responsible for marketing the Group's PCB products in Hong Kong and the PRC. Mr. Lui holds a Bachelor of Science degree in Chemical Engineering and worked in the field of PCB manufacturing before he joined the Group.

#### **WKK ENGINEERING SERVICE LIMITED**

**Wong Man-Sing, Joe**, aged 61, joined the Group in 1976. He is a director and the general manager of WKK Engineering Service Limited. He holds electronic diploma and has more than 30 years of experience in the managing and servicing of equipment used in the electronics industry.

**林富強**，現年57歲，林先生於一九七五年畢業於江西理工大學，於一九九一年加入本集團之前，曾任職中國政府公務員達八年之久並擁有超逾十年的工廠機械產品設計和管理經驗，彼於一九八三年獲得國家授予全國科技進步獎。彼現為王氏港建科技設備（成都）有限公司總經理、王氏港建集團重慶辦事處總經理、王氏港建集團西安辦事處總經理及集團主席特別助理。彼還擔任江西省旅港同鄉會董事及副會長。

**李衛民**，現年49歲，於一九八二年加入本集團。彼現為王氏港建科技設備（深圳）有限公司的總經理。李先生曾任職工程部及電子產品市場銷售，目前負責集團在中國南方之分銷業務。

#### **王氏港建電子設備有限公司**

**李偉江**，現年53歲，於一九八九年加入本集團，彼現為王氏港建電子設備有限公司之董事及總經理，負責本集團電子產品在香港及中國之推廣業務。彼持有香港中文大學電子工程理學學士學位。

#### **王氏港建電路板貿易有限公司**

**雷國澤**，現年51歲，於一九八五年加入本集團，彼現為王氏港建電路板貿易有限公司之董事兼總經理，負責集團印刷電路板產品在香港及中國之推廣業務。雷先生持有化學工程學學士學位，於效力本集團之前在印刷電路板業內工作。

#### **王氏港建機器維修服務有限公司**

**黃文成**，現年61歲，於一九七六年加入本集團，彼現為王氏港建機器維修服務有限公司之董事兼總經理。彼持有電子文憑及在電子業內積有逾三十年之機器維修及行政經驗。

#### **WONG'S KONG KING (SINGAPORE) PTE LTD.**

**Leung Man Hoy**, aged 62, joined the Group in 1981, He is the Director and General Manager of Wong's Kong King (Singapore) Pte Ltd. He is taking care the operation management of South East Asia business. He holds electronic certificate and has over 30 years experience in electronics field. Prior he transferred to Singapore, he was the regional manager of WKK Engineering Service Limited and Director and General Manager for WKK Thailand Limited.

#### **TAIWAN WKK DISTRIBUTION CO. LIMITED**

**Liu Chien Wei, alias, Martin Leou**, aged 48, joined Taiwan Kong King Co., Limited in 1987. He is now the General Manager and Director of Taiwan WKK Distribution Co., Limited and is responsible for overseeing the day-to-day operations of Taiwan WKK Distribution business. He has over 14 years experience in service and customer management. Mr. Liu has also been appointed as the General Manager of PCB division of WKK China Shanghai office in October 2001 and is responsible for PCB business in east China area. Mr. Liu holds a Bachelor degree in Electrical Engineering from the Qing Yun University.

#### **WKK TECHNOLOGY LIMITED**

**Wong Kwok-Wai, Jacky**, aged 54, joined the Group in 1980. He is the executive director of WKK Technology Limited. Mr. Wong had been responsible for the Group's OEM production operation and the marketing of the Group's semiconductors products in the early years and is currently in charge of marketing the Group's OEM services. He holds a Higher Diploma in Industrial Engineering. He has been a director of WKK America (Holdings) Inc. since June 2001.

**Wong Lup-Keung, Ben**, aged 56, joined the Group in 1996. He is the Director and General Manager of Sales & Project Management Department of WKK Technology Limited. He has extensive industrial experience in various fields namely, R&D engineering, procurement, operations and sales & marketing areas etc. Mr. Wong holds a Bachelor degree in Science (Electronics Engineering) from the Chinese University of Hong Kong.

**Tang Hang**, aged 55, joined the Group in April 1990. He is the General Manager of Manufacturing Operations in PRC Plant of WKK Technology Limited. Mr. Tang has over 20 years' manufacturing experience in both computer and consumer electronics industries. He holds a Bachelor degree in Radio and Telecom Technology from the South China University of Technology.

#### **WONG'S KONG KING (SINGAPORE) PTE LTD.**

**梁敏開**, 現年62歲, 彼於一九八一年加入本集團。彼現為 Wong's Kong King (Singapore) Pte Ltd之董事及總經理, 彼負責東南亞業務的經營管理。彼持有電子學證書及在電子業界積逾三十年經驗。在彼被調動到新加坡前, 彼為王氏港建機器維修服務有限公司之分區經理及 WKK Thailand Limited之董事及總經理。

#### **台灣王氏港建經銷股份有限公司**

**柳健偉, 別名, Martin Leou**, 現年48歲, 彼於一九八七年加入台灣港建股份有限公司。彼現為台灣王氏港建經銷股份有限公司之總經理及董事, 負責管理台灣王氏港建經銷之日常業務運作。彼在服務和客戶管理方面積逾十四年經驗。柳先生亦於二零零一年十月獲委任為王氏港建中國上海辦事處電路板部門之總經理, 負責中國東部地區之電路板業務。柳先生持有台灣青雲大學電子電機學士學位。

#### **王氏港建科技有限公司**

**黃國威**, 現年54歲, 於一九八零年加入本集團, 彼現為王氏港建科技有限公司之執行董事。早年負責本集團之原產品生產業務及推廣集團之半導體產品, 現時則負責推廣集團之原產品製造業務。黃先生持有工業工程高級文憑。彼自二零零一年六月起出任 WKK America (Holdings) Inc. 董事。

**黃立強**, 現年56歲, 於一九九六年加入本集團, 彼現為王氏港建科技有限公司之董事兼營業及項目管理部總經理。彼在研究及發展工程、採購、業務營運、銷售及市場推廣等多方面積累豐富之業界經驗。黃先生持有香港中文大學電子工程學學士學位。

**湯康**, 現年55歲, 於一九九零年四月加入本集團。彼現為王氏港建科技有限公司中國廠房生產製造部總經理。湯先生在電腦及消費電子業內積逾二十年經驗。彼畢業於華南理工大學, 取得無線技術/工學士學位。

### **DONGGUAN NISSIN PLASTIC PRODUCTS CO., LTD.**

**Chan Wing Wah, Jonathan**, aged 59, joined the Group in 2001 and was appointed as the assistant general manager of manufacturing (WKK Technology Ltd.). In 2005, Mr. Chan left the Group and furthered his study. He obtained a Master of Science degree in Strategic Human Resource Management from Hong Kong Baptist University. He also holds a Master degree in Engineering Management from University of Technology, Sydney, Australia. He rejoined the Group in 2008 and was promoted to managing director of Dongguan Nissin Plastic Products Co., Ltd since 2009. He has more than 20 years experience in electronics industries. Prior to joining the Group, he was the deputy managing director in a plastic fabrication shop, the China operations director of a trading company and the assistant general manager of an OEM company.

### **WKK TRAVEL LIMITED**

**Ho Yim Wai Hing, Helen**, aged 53, joined the Group in 1991. She is the general manager of WKK Travel Limited. Mrs. Ho has over 18 years experience in administration. She holds a Diploma in Business Management.

### **3 KINGS HOLDING LIMITED**

**Leung Kam-Fong**, aged 70, obtained a Bachelor of Science degree and a post-graduate Certificate in Education from the University of Hong Kong. He began his career in technical education and training in 1965 at the Hong Kong Technical College and Hong Kong Polytechnic. He joined the Vocational Training Council in 1982, founded the Chai Wan Technical Institute in 1985, upgraded it to Hong Kong Technical College (Chai Wan) in 1992 and subsequently became Deputy Executive Director in 1993. In 1995, he was appointed Chief Executive of Tung Wah Group of Hospitals until 2006. In these 11 years Tung Wah experienced tremendous expansion, and he pioneered the development of a series of modern Chinese Medicine Specialist Clinics. He was awarded honorary doctorate degrees from Middlesex University, U.K. and Hunan University of Traditional Chinese Medicine, PRC and holds visiting professorship at Hunan and Chengdu University of Traditional Chinese Medicine, PRC. He was appointed Vice-Secretary General of the World Federation of Chinese Medicine Societies PRC for 2006 to 2010. He has also been elected President of the International Hua-Xia Medicine Society since 2009. He joined the group in 2007 as executive director and chief executive of 3 Kings Holding Ltd. to conduct business in healthcare and Chinese medicine.

### **東莞日新塑膠製品有限公司**

**陳永華**，現年59歲，於二零零一年加入本集團及獲委任為王氏科技有限公司製作部副總經理。於二零零五年，陳先生離開本集團繼續完成進修，彼獲得香港浸會大學人才資源管理策略理學碩士學位，彼亦持有澳洲悉尼科技大學工程管理碩士學位。於二零零八年，陳先生再加入本集團並於二零零九年升任為東莞日新塑膠製品有限公司之董事總經理，彼在電子行業積逾二十年工作經驗，在加入本集團之前，彼曾任塑膠廠之助理董事總經理，貿易公司之中國營運總監及電子加工製造廠之副總經理。

### **王氏港建旅遊有限公司**

**何嚴惠卿**，現年53歲，彼於一九九一年加入本集團，彼現為王氏港建旅遊有限公司之總經理。何太在行政管理方面積逾十八年經驗。彼持有工商管理文憑。

### **三皇集團有限公司**

**梁錦芳**，現年70歲，獲得香港大學理學士學位及教育深造證書。彼於一九六五年在香港工業學院及香港理工學院開始投身技術教育及培訓工作。彼於一九八二年加入職業訓練局；於一九八五年創立柴灣工業學院，並於一九九二年將其升格為香港科技學院（柴灣），繼而於一九九三年成為副執行幹事。彼自一九九五年至二零零六年一直擔任東華三院執行總監。於過去十一年內，東華大力擴展，而彼則首辦一系列現代中醫專科門診。彼榮獲英國Middlesex University及中國湖南中醫藥大學頒授榮譽博士學位，並出任中國湖南及成都中醫藥大學之客座教授。彼自二零零六年至二零一零年亦獲委任為中國世界中醫藥學會聯合會之副秘書長。彼亦獲選為國際華夏醫藥學會之共同會長。彼於二零零七年加入本集團出任三皇集團有限公司之執行董事及行政總裁，負責推行保健及中醫藥業務。

**Wong Vinci**, aged 41, is the director and general manager of 3 Kings Holding Limited (“3 Kings”). He has been appointed as a director of 3 Kings on 1 December 2010. He graduated from the University of British Columbia with a Bachelor Commerce (marketing major) degree. He is a media personality well-known to Hong Kong and mainland China TV viewers as a quality presenter with accuracy. He has extensive net-working experience with the local media and therefore enhances the advertising and sales promotion of company’s product. Mr. Wong is the son of Mr. Wong, Senta and the brother-in-law of Mr. Chang Jui Shum, Victor.

#### **TAIWAN KONG KING CO., LIMITED**

**Liao Hung-Ying, Smale**, aged 48, joined the Group in 1990. He is the president of Taiwan Kong King Co., Limited. Mr. Liao holds a Bachelor of Electronic degree in Electronic Engineering of St. John’s & St. Mary’s Institute of Technology. He was a supervisor for Taiwan Printed Circuit Association from 2002 to 2009 and has become the Executive Supervisor since 2010.

#### **WKK JAPAN LIMITED**

**Masato Watanabe**, age 65, joined the Group in 1994. He is appointed as Representative Director and the President of WKK Japan Limited on 1 April 2009. Prior to taking this position, he was a Director/Vice President of Kysho America Corporation in charge of trading, sales and corporate administration. He is a Bachelor of Arts degree holder from Waseda University, Tokyo, Japan.

#### **WKK AMERICA (HOLDINGS) INC.**

**Bacon Bruce**, aged 53, joined the WIH Group in 1986 and transferred to the WKK Group in 1989. He is the president of WKK America (Holdings) Inc. Mr. Bacon is responsible for the Sales and Marketing activities of WKK Technology Limited in North America. He has over 30 years experience in the electronics and computer industry. Prior to joining the Group in 1986, Mr. Bacon managed several Customer Service and Quality Assurance operations for U.S. based companies involved in the computer industry.

**王賢誌**，現年41歲，為三皇集團有限公司（「三皇」）之董事總經理，負責市場推廣、產品銷售及宣傳的工作。彼於二零一零年十二月一日獲委任為三皇之董事。王先生持有英屬哥倫比亞大學之商科（市場學）學士學位，並於香港及中國內地擁有多年演藝事業的豐富經驗及廣闊的人際網絡去推廣及宣傳公司的產品。王先生為王忠桐先生之兒子及張瑞榮先生之內兄。

#### **台灣港建股份有限公司**

**廖豐瑩**，現年48歲，於一九九零年加入本集團，彼現為台灣港建股份有限公司之總裁。廖先生持有St. John’s & St. Mary’s Institute of Technology電子工程系之電子學士學位。彼從二零零二年至二零零九年擔任台灣電路板協會之監事。彼自二零一零年起獲委任為該會之常務監事。

#### **WKK JAPAN LIMITED**

**Masato Watanabe**，現年65歲，於一九九四年加入本集團，彼於二零零九年四月一日獲委任為WKK Japan Limited之代表董事和總裁。在加入本職位前，彼曾任Kysho America Corporation之董事和副總裁，主要負責貿易、銷售和公司行政工作。彼持有日本東京Waseda University之文學士學位。

#### **WKK AMERICA (HOLDINGS) INC.**

**Bacon Bruce**，現年53歲，於一九八六年加入王氏國際集團及於一九八九年轉投王氏港建集團，彼現為WKK America (Holdings) Inc.之總裁。Bacon先生為王氏港建科技有限公司負責北美洲市場推廣及營業之業務。彼在電子及電腦業界累積超過三十年經驗。在一九八六年加入本集團之前，Bacon先生曾為美國多間電腦業公司從事管理顧客服務和品質保證之業務。

## REPORT OF THE DIRECTORS

The Directors present their annual report and the audited consolidated financial statements of the Company for the year ended 31 December 2011.

### PRINCIPAL ACTIVITIES AND SEGMENTAL INFORMATION

The Company acts as an investment holding company. The principal activities of its principal subsidiaries are trading and distribution of chemicals, materials and equipment used in the manufacture of printed circuit boards and electronic products and the manufacture of electrical and electronic products for OEM customers.

An analysis of the Group's performance for the year by operating segments is set out in note 6 to the financial statements.

### RESULTS

The results of the Group for the year ended 31 December 2011 are set out in the consolidated income statement on page 41.

### DIVIDENDS

An interim dividend of HK\$0.01 per share amounting to HK\$7,397,000 was paid to the shareholders during the year.

The Board of Directors recommends a final dividend of HK\$0.01 per share be paid in respect of the year ended 31 December 2011. The proposed final dividend will be payable on or about Tuesday, 31 July 2012, subject to approval at the Annual General Meeting, to shareholders whose names appear on the Register of Members of the Company on Thursday, 28 June 2012.

### RESERVES

Details of the movements in reserves of the Group and the Company during the year are set out in note 31 to the financial statements.

### PROPERTY, PLANT AND EQUIPMENT

Details of movements in property, plant and equipment of the Group are set out in note 17 to the financial statements.

### SHARE CAPITAL

Details of the Company's share capital are set out in note 29 to the financial statements.

### DISTRIBUTABLE RESERVES

The Company's reserves available for distribution to the shareholders, as calculated under the Companies Act 1981 of Bermuda and the Bye-laws of the Company, as at the balance sheet date, amounted to HK\$245,301,000 (2010: HK\$236,831,000). In addition, the company's capital redemption reserve and share premium may be distributed in the form of fully-paid bonus shares.

### PRE-EMPTIVE RIGHTS

There are no provisions for pre-emptive rights under the Company's Bye-laws, or the laws of Bermuda, which would oblige the Company to offer new shares on a pro-rata basis to existing shareholders.

## 董事會報告書

董事會同寅謹將本公司截至二零一一年十二月三十一日止年度報告及已審核之綜合財務報表送呈各股東省覽。

### 主要業務及分部資料

本公司屬投資控股公司，其主要附屬公司之主要業務為貿易及分銷用以製造印刷電路板及電子產品之化學品、物料及設備及為原產品客戶製造電器及電子產品。

本集團年內按分部劃分之業績表現分析載於財務報表附註6。

### 業績

本集團截至二零一一年十二月三十一日止年度之業績載於第41頁之合併利潤表內。

### 股息

已於年內向股東支付中期股息每股港幣0.01元，合共港幣7,397,000元。

董事會建議就截至二零一一年十二月三十一日止年度派付末期股息每股港幣0.01元。待於股東週年大會批准後，建議末期股息將約於二零一二年七月三十一日星期二支付予於二零一二年六月二十八日星期四名列本公司股東名冊之股東。

### 儲備

年內本集團與本公司之儲備變動詳情載於財務報表附註31。

### 物業、廠房及設備

本集團之物業、廠房及設備變動詳情刊載於財務報表附註17。

### 股本

本公司股本之詳情刊載於財務報表附註之附註29。

### 可供分派儲備

本公司可供分派予股東之儲備按百慕達一九八一年公司法及本公司之公司細則計算。於結算日，可供分派儲備為港幣245,301,000元（二零一零年：港幣236,831,000元）。此外，本公司之股本贖回儲備及股份溢價可按已繳足紅股之形式分派。

### 優先購買權

本公司之公司細則或百慕達法例均無訂明有關本公司必須按現有股東之持股比例向彼等提呈發售新股份之優先購買權之規定。

## RETIREMENT BENEFITS SCHEMES

Details of the Group's retirement benefits schemes are set out in note 34 to the financial statements.

## FIVE YEAR FINANCIAL SUMMARY

A summary of the results and the assets and liabilities of the Group for the last five financial years is set out on pages 10 to 11.

## PURCHASE, SALE OR REDEMPTION OF THE COMPANY'S LISTED SECURITIES

Neither the Company nor any of its subsidiaries purchased, sold or redeemed any of the Company's securities during the year.

## CHARITABLE DONATIONS

During the year, the Group made charitable donations amounting to approximately HK\$1,444,000.

## MAJOR CUSTOMERS AND SUPPLIERS

33% of turnover and 27% of purchases during the year were attributable to the Group's five largest customers and suppliers respectively. 7% of turnover and 10% of purchases during the year were attributable to the Group's largest customer and supplier respectively. None of the Directors, their associates or any shareholder (which to the knowledge of the Directors owns more than 5% of the Company's issued share capital) has any interest in the Group's five largest customers or five largest suppliers.

## DIRECTORS

The Directors of the Company during the year and up to the date of this report are:

### Executive Directors

Senta Wong (*Chairman and Chief Executive Officer*)  
Edward Ying-Chun Tsui (*Group President and Chief Operating Officer*)  
Byron Shu-Chan Ho (*Chief Financial Officer*)  
Bengie Man-Hang Kwong  
Hamed Hassan El-Abd

### Non-Executive Director

Hsu Hung-Chieh

### Independent Non-Executive Directors

Peter Chung-Yin Lee  
John Ho  
Philip Wan-Chung Tse  
Gene Howard Weiner

In accordance with Bye-laws 103 to 105 of the Company's Bye-laws, Mr. Hamed Hassan El-Abd, Mr. Hsu Hung-Chieh and Mr. Peter Chung-Yin Lee shall retire by rotation and, being eligible, offer themselves for election.

## 退休福利計劃

本集團退休福利計劃之詳情列載於財務報表附註34。

## 五年財務概要

本集團最近五個財政年度之業績及資產負債匯總載於本年報第10頁至第11頁。

## 購買、出售或贖回本公司之上市證券

本公司或其任何附屬公司於本年度概無購買、出售或贖回本公司之任何上市證券。

## 慈善捐款

本年度內本集團之慈善捐款總額約為港幣1,444,000元。

## 主要顧客及供應商

本集團之五大顧客及供應商所佔本年度之營業額及採購額分別為33%及27%。本集團之最大顧客及供應商所佔本年度之營業額及採購額分別為7%及10%。本公司各董事、其聯繫人士或任何股東（董事獲知擁有本公司已發行股本5%或以上）概無在本集團該五大顧客或五大供應商佔有任何權益。

## 董事

本年度內及截至本報告刊發日期本公司之董事為：

### 執行董事

王忠桐 (*主席兼行政總裁*)  
徐應春 (*集團董事長兼執行總裁*)  
何樹燦 (*財務總裁*)  
鄭敏恆  
Hamed Hassan El-Abd

### 非執行董事

許宏傑

### 獨立非執行董事

李仲賢  
何約翰  
謝宏中  
Gene Howard Weiner

依照本公司之公司細則第103至105條，Hamed Hassan El-Abd先生，許宏傑先生及李仲賢先生任期屆滿，輪值告退，並願意接受提選連任。

The term of office for each Independent Non-Executive Director is the period up to his retirement by rotation in accordance with the Company's Bye-laws.

The Company has received, from each of the Independent Non-executive Directors, an annual confirmation of his independence pursuant to Rules 3.13 of the Listing Rules. The Company considers all of the Independent Non-executive Directors to be independent.

## **CONTINUING CONNECTED AND RELATED PARTY TRANSACTIONS**

Details of the material related party transactions undertaken by the Group in its normal course of business are set out in Note 39 to the consolidated financial statements. Some of the related party transactions as set out in Note 39(a) to the consolidated financial statements also constitute continuing connected transactions under Chapter 14A of the Listing Rules.

These continuing connected transactions are exempted from the reporting, annual review, announcement and independent shareholders' approval requirements under Chapter 14A.33 of the Listing Rules. Save as disclosed, there is no other related party transaction which constitutes a connected/continuing connected transaction and is subject to the disclosure requirements under the Listing Rules.

各獨立非執行董事之任期乃直至其根據本公司之公司細則輪席告退為止之期間。

本公司已根據上市規則第3.13條茲收到各獨立非執行董事就其獨立性而作出之年度確認，本公司認為全部獨立非執行董事均屬獨立人士。

## **持續關連及關連人士交易**

由本集團在其正常業務過程中進行的重大關連人士交易的詳情載於綜合財務報表附註39。載於綜合財務報表附註39(a)的一些關連人士交易，亦構成上市規則第14A章項下的持續關連交易。

該等持續關連交易根據上市規則第14A.33章獲豁免申報、年度審核、公告及獨立股東批准的要求。除所披露者外，沒有其他關連人士交易構成一項關連／持續關連交易，並須根據上市規則的披露要求而作出披露。

## INTERESTS OF DIRECTORS

At 31 December 2011, the interests or short positions of the Directors of the Company in the shares, underlying shares and debentures of the Company or any of its associated corporations (within the meaning of Part XV of the Securities and Futures Ordinance (“SFO”) as recorded in the register required to be kept under Section 352 of the SFO or as otherwise notified to the Company and The Stock Exchange of Hong Kong Limited (the “Stock Exchange”) pursuant to the Model Code for Securities Transactions by Directors of Listed Companies, were as follows:

### (I) The Company

## 董事之權益

於二零一一年十二月三十一日，根據證券及期貨條例（「證券及期貨條例」）第352條予以置存之登記冊之記錄，或根據上市公司董事進行證券交易的標準守則已向本公司及香港聯合交易所有限公司（「聯交所」）作出之通知，本公司董事於本公司或其任何相聯法團（定義見證券及期貨條例第XV部）之股份、相關股份及債券中擁有之權益或淡倉如下：

### (I) 本公司

Name 姓名	Personal Interests 個人權益	Family Interests 家庭權益	Corporate Interests 公司權益	Other Interests 其他權益	Total Interests 權益總額	Total Interests as % of the issued share of capital 權益總額 佔已發行 股本百分比	Underlying Shares (share options) 有關股份 (購股權)	Total Interests (including underlying of shares) as % of the share capital 權益總額 (包括有關 股份)佔 股本百分比
						%		%
Senta Wong 王忠桐	4,000,000	1,572,000	122,012,723 (Note 1) (附註1)	207,800,000 (Note 2) (附註2)	335,384,723	45.34	–	45.34
Edward Ying-Chun Tsui 徐應春	4,577,920	–	–	–	4,577,920	0.62	3,000,000	1.02
Byron Shu-Chan Ho 何樹燦	2,470,000	360,000	–	–	2,830,000	0.38	3,000,000	0.79
Bengie Man-Hang Kwong 鄺敏恆	3,150,000	–	–	–	3,150,000	0.43	2,250,000	0.73
Hamed Hassan El-Abd	750,000	–	–	–	750,000	0.10	2,250,000	0.41
Hsu Hung-Chieh 許宏傑	2,564,000	–	–	–	2,564,000	0.35	750,000	0.45
Gene Howard Weiner	330,000	–	–	–	330,000	0.04	450,000	0.11



(II) The Company's associated corporation – Taiwan Kong King Co., Ltd.

(II) 本公司之相聯法團－台灣港建股份有限公司

Name 姓名	Personal Interests 個人權益	Family Interests 家庭權益	Corporate Interests 公司權益	Other Interests 其他權益	Total Interests 權益總額	Total Interests as % of the issued share of capital 權益總額 佔已發行 股本百分比	Underlying Shares (share options) 有關股份 (購股權)	Total Interests (including underlying of shares) as % of the share capital 權益總額 (包括有關 股份)佔 股本百分比
						%		%
Hsu Hung-Chieh 許宏傑	164,615	4,716	-	-	169,331	0.47	-	0.47

Notes:

- 122,012,723 shares were registered in the name of Wonder Luck International Limited, which was wholly owned by Senta Wong (BVI) Limited. The entire issued share capital of which was 50.25% owned by Mr. Senta Wong and 49.75% owned by his wife, Ms. Wong Wu Lai Ming. The references to 122,012,723 shares deemed to be interested by Mr. Senta Wong (as disclosed herein) and Senta Wong (BVI) Limited (as disclosed in the section headed "Interests of substantial shareholders") relate to the same block of shares.
- 207,800,000 shares were registered in the name of Rewarding Limited, which was wholly owned by Greatfamily Inc. (which was in turn wholly owned by Greatguy Inc.) for a discretionary trust, of which Mr. Senta Wong and Batsford Limited were regarded as the founders (by virtue of the SFO). The references to 207,800,000 shares deemed to be interested by Mr. Senta Wong (as disclosed herein), Greatfamily Inc. and Greatguy Inc. (as disclosed in the section headed "Interests of substantial shareholders") and Batsford Limited (as disclosed in Note 1(a) under the section headed "Interests of substantial shareholders") relate to the same block of shares.

Certain Directors held qualifying shares in certain subsidiaries of the Group on trust for the Company or other subsidiaries of the Group.

Save as disclosed herein, as at 31 December 2011, none of the Directors of the Company or his associates had any interests or short positions in the shares, underlying shares or debentures of the Company or any of its associated corporations (within the meaning of Part XV of the SFO) as recorded in the register required to be kept under Section 352 of the SFO or as otherwise notified to the Company and the Stock Exchange pursuant to the Model Code for Securities Transactions by Directors of Listed Companies.

附註：

- 122,012,723 股股份以 Wonder Luck International Limited 之名義登記，該公司由 Senta Wong (BVI) Limited 全資擁有。其全部已發行股本由王忠桐先生擁有 50.25% 及其妻子王胡麗明女士擁有 49.75%。有關王忠桐先生（於本節披露）及 Senta Wong (BVI) Limited（於「主要股東之權益」一節披露）被視為擁有權益之 122,012,723 股股份乃指同一批股份。
- 207,800,000 股股份以 Rewarding Limited 之名義登記，該公司由 Greatfamily Inc.（由 Greatguy Inc. 全資擁有）為一酌情信託而全資擁有，而王忠桐先生及 Batsford Limited 根據證券及期貨條例被視為該酌情信託之成立人。有關王忠桐先生（於本節披露）、Greatfamily Inc. 及 Greatguy Inc.（於「主要股東之權益」一節披露）以及 Batsford Limited（於「主要股東之權益」一節附註 1(a) 披露）被視為擁有權益之 207,800,000 股股份乃指同一批股份。

若干董事以代表本公司或本集團其他附屬公司持有信託之形式，持有本集團若干附屬公司之資格股。

除本文所披露者外，於二零一一年十二月三十一日，根據證券及期貨條例第 352 條予以置存之登記冊之記錄，或根據上市公司董事進行證券交易的標準守則已向本公司及聯交所作出之通知，本公司董事或其聯繫人士概無於本公司或其任何相聯法團（定義見證券及期貨條例第 XV 部）之股份、相關股份或債券中擁有權益或淡倉。

## SHARE OPTION SCHEME

A summary of the Share Option Scheme (the “Scheme”) which came into effect from 30 May 2005, disclosed in accordance with the Rules governing the Listing of Securities on The Stock Exchange of Hong Kong Limited (the “Listing Rules”) is as follows:

### (1) Purpose of the Scheme

The purpose of the Scheme is to provide the Eligible Participants with an opportunity to have a personal stake in the Company with a view to motivating the Eligible Participants to utilize their performance and efficiency for the benefit of the Group and attracting and retaining or otherwise maintaining an ongoing relationship with the Eligible Participants whose contributions are or will be beneficial to the long term growth of the Group.

### (2) Participants of the Scheme

The Board may at its discretion grant options to any director (whether executive, non-executive or independent non-executive) or full-time employee of any member of the Group.

### (3) Total number of shares available for issue under the Scheme and % of issued share capital at 31 December 2011

The number of share issuable under the share options granted under the scheme was 16,444,000 shares representing 2.22% of the issued share capital at 31 December 2011.

### (4) Maximum entitlement of each participant under the Scheme

The maximum number of shares issuable under the options to each participant in any 12-month period up to the date of grant must not exceed 1% of the shares in issue unless it is approved by shareholders in a general meeting of the Company. Any share options granted to a substantial shareholder or an independent non-executive director of the Company or to any of their associates, in excess of 0.1% of the shares in issue and with an aggregate value (based on the closing price of the shares at the date of the grant) in excess of HK\$5 million, in any 12-month period, are subject to shareholders’ approval in general meeting of the Company.

## 購股權計劃

根據香港聯合交易所有限公司證券上市規則（「上市規則」），自二零零五年五月三十日起生效之購股權計劃（「該計劃」）的摘要如下：

### (1) 該計劃之宗旨

該計劃旨在為合資格參與者提供機會持有本公司個人權益，以達成以下目標：鼓勵合資格參與者努力工作，提高效率，為本集團賺取更多利益；以及吸引和挽留對本集團有貢獻或將會有貢獻之合資格參與者或與其維繫業務關係。

### (2) 該計劃之參與者

董事會可按其酌情權，向本集團之任何董事（無論執行董事、非執行董事或獨立非執行董事）或本集團任何成員公司之全職僱員授予購股權。

### (3) 該計劃可予發行之股份總數及其於二零一一年十二月三十一日佔已發行股本之百分比

該計劃授予發行之股份總數為16,444,000股，佔二零一一年十二月三十一日已發行股本的2.22%。

### (4) 該計劃每名參與者可授權益上限

於截至授予日期止任何十二個月期間內，根據購股權可發行予各參與者之最高股份數目，不得超過已發行股份之1%，惟股東於本公司股東大會上批准者除外。倘於任何十二個月期間內，授予本公司主要股東或獨立非執行董事或彼等之任何聯繫人士之購股權超過已發行股份之0.1%，總價值（根據股份於授予日期之收市價計算）超過港幣5,000,000元，則須待股東於本公司股東大會上批准後方可作實。

- (5) **The period within which the shares must be taken up under an option**  
An Option may be exercised as specified by the Board in relation to such option in its terms of grant which shall not be earlier than 1 year after its date of grant, nor be more than 10 years from its date of grant.
- (6) **The minimum period for which an option must be held before it can be exercised**  
According to the share option scheme of the Company, no option can be exercised within 1 year after its date of grant unless otherwise determined by the board of directors of the Company. In addition, options will vest as to 25% on the first anniversary of its date of grant and as to the remainder on the second anniversary of its date of grant.
- (7) **The amount payable upon acceptance of option**  
HK\$10.00 is payable by each Eligible Participant to the Company on acceptance of options within 21 days from the Offer Date.
- (8) **The Basis of determining the exercise price**  
The exercise price must be at least the higher of:
- (i) the closing price of a share as stated in the daily quotations sheet of the Stock Exchange on the Date of Grant which must be a business day;
  - (ii) the average of the closing prices of the Shares as stated in the daily quotations sheets of the Stock Exchange for the five business days immediately preceding the Date of Grant; and
  - (iii) the nominal value of a Share.
- (9) **The remaining life of the scheme**  
The Scheme will expire at the close of business on 29 May 2015.
- (5) **可根據購股權認購股份之期限**  
購股權須依照董事會在其授予條款中對有關購股權所作批示予以行使，行使期限不得早於授予日期後一年，亦不得遲於授予日期後十年。
- (6) **購股權行使之前必須持有的最短期限**  
根據本公司之購股權計劃，除非本公司董事會另行釐定，否則概無購股權可於其授出日期後一年內行使。此外，購股權將於其授出日期後首個週年日歸屬25%，並於其授出日期後第二個週年日歸屬餘下權益。
- (7) **接納購股權時應付款額**  
各合資格參與者於發售日期起21日內接納購股權時須向本公司繳付港幣10.00元。
- (8) **行使價的釐定基準**  
行使價須至少為下列三者中之最高者：
- (i) 於授予日期（該日須為交易日）聯交所每日報價表上註明之股份收市價；
  - (ii) 於緊接授予日期之前五個交易日內聯交所每日報價表上註明之股份平均收市價；及
  - (iii) 股份面值。
- (9) **該計劃尚餘有效期**  
該計劃將於二零一五年五月二十九日營業時間結束時屆滿。

## SHARE OPTIONS

Particulars of the Company's share option scheme are set out in note 30 to the consolidated financial statements. Movements in the Company's share options during the year are as follows:

## 購股權計劃

本公司購股權計劃之詳情已載於綜合財務表附註30。於本年度內，本公司購股權之變動如下：

	Date of Grant	Exercise Price	Exercisable Period	Vesting Period	Outstanding at 1 January 2011	Granted during the year	Exercised during the year	Cancelled/lapsed during the year	Outstanding at 31 December 2011
	授出日期	行使價	行使期	歸屬期	於二零一一年一月一日尚未行使	於年內授出	於年內行使	於年內註銷/失效	於二零一一年十二月三十一日尚未行使
<b>Category 1:</b>									
<b>類別一:</b>									
Directors 董事									
Edward Ying-Chun Tsui 徐應春	22.7.2005	HK\$0.56 港幣0.56元	22.7.2006- 21.7.2015	22.7.2005- 21.7.2006	-	-	-	-	-
			22.7.2007- 21.7.2015	22.7.2005- 21.7.2007	3,000,000	-	-	-	3,000,000
Byron Shu-Chan Ho 何樹燦	22.7.2005	HK\$0.56 港幣0.56元	22.7.2006- 21.7.2015	22.7.2005- 21.7.2006	-	-	-	-	-
			22.7.2007- 21.7.2015	22.7.2005- 21.7.2007	3,000,000	-	-	-	3,000,000
Bengie Man-Hang Kwong 龐敏桓	22.7.2005	HK\$0.56 港幣0.56元	22.7.2006- 21.7.2015	22.7.2005- 21.7.2006	-	-	-	-	-
			22.7.2007- 21.7.2015	22.7.2005- 21.7.2007	2,250,000	-	-	-	2,250,000
Hamed Hassan El-Abd	22.7.2005	HK\$0.56 港幣0.56元	22.7.2006- 21.7.2015	22.7.2005- 21.7.2006	-	-	-	-	-
			22.7.2007- 21.7.2015	22.7.2005- 21.7.2007	2,250,000	-	-	-	2,250,000
Hsu Hung-Chieh 許宏傑	22.7.2005	HK\$0.56 港幣0.56元	22.7.2006- 21.7.2015	22.7.2005- 21.7.2006	-	-	-	-	-
			22.7.2007- 21.7.2015	22.7.2005- 21.7.2007	750,000	-	-	-	750,000
Gene Howard Weiner	22.7.2005	HK\$0.56 港幣0.56元	22.7.2006- 21.7.2015	22.7.2005- 21.7.2006	-	-	-	-	-
			22.7.2007- 21.7.2015	22.7.2005- 21.7.2007	450,000	-	-	-	450,000
Total for directors 董事總計					<b>11,700,000</b>	-	-	-	<b>11,700,000</b>
<b>Category 2:</b>									
<b>類別二:</b>									
Employees 僱員									
	22.7.2005	HK\$0.56 港幣0.56元	22.7.2006- 21.7.2015	22.7.2005- 21.7.2006	-	-	-	-	-
			22.7.2007- 21.7.2015	22.7.2005- 21.7.2007	4,316,000	-	(150,000)	(150,000)	4,016,000
	26.9.2005	HK\$0.59 港幣0.59元	26.9.2006- 25.9.2015	26.9.2005- 25.9.2006	50,000	-	-	-	50,000
			26.9.2007- 25.9.2015	26.9.2005- 25.9.2007	678,000	-	-	-	678,000
Total for employees 僱員總計					<b>5,044,000</b>	-	<b>(150,000)</b>	<b>(150,000)</b>	<b>4,744,000</b>
Total for all categories 所有類別總計					<b>16,744,000</b>	-	<b>(150,000)</b>	<b>(150,000)</b>	<b>16,444,000</b>

## INTERESTS OF SUBSTANTIAL SHAREHOLDERS

The Company has been notified that, as at 31 December 2011, persons (other than Directors of the Company) who had interests or short positions in the shares or underlying shares of the Company as recorded in the register required to be kept under Section 336 of the SFO were as follows:

## 主要股東之權益

本公司接獲通知，於二零一一年十二月三十一日，根據證券及期貨條例第336條予以置存之登記冊之記錄，下列人士（除本公司董事外）於本公司股份或相關股份中擁有權益或淡倉：

### Long positions in shares of the Company

### 本公司股份之好倉

Name of substantial shareholders 主要股東名稱	Capacity 身份	Number of shares held 所持股數	Percentage of total issued shares 估已發行股份總數百分比 %
Batsford Limited	Founder of discretionary trust and trustee (Note 1) 酌情信託之成立人及受託人 (附註1)	238,413,332	32.23%
Greatfamily Inc.	Interest of controlled corporation (Note 2) 受控制法團之權益 (附註2)	207,800,000	28.09%
Greatguy Inc.	Trustee (Note 2) 受託人 (附註2)	207,800,000	28.09%
Senta Wong (BVI) Limited	Interest of controlled corporation (Note 3) 受控制法團之權益 (附註3)	122,012,723	16.50%
Wong Chung Yin 王忠樅	Beneficial owner, interest of child or spouse and founder of discretionary trust (Note 4) 實益擁有人、子女或配偶權益及酌情信託之成立人 (附註4)	68,537,251	9.27%
HSBC International Trustee Limited	Interest of controlled corporations 受控制法團之權益	47,066,952	6.36%
LIM Asia Arbitrage Fund Inc.	Beneficial owner 實益擁有人	36,988,000	5.00%

#### Notes:

- Batsford Limited was deemed (by virtue of the SFO) to be interested in 238,413,332 shares in the Company. These shares were held in the following capacity:
  - 207,800,000 shares were registered in name of Rewarding Limited, which was wholly owned by Greatfamily Inc. (which was in turn wholly owned by Greatguy Inc.) for a discretionary trust, of which Mr. Senta Wong and Batsford Limited were regarded as the founders (by virtue of the SFO). Please see Note 2 under the section headed "Interests of Directors".

#### 附註：

- 根據證券及期貨條例，Batsford Limited被視為擁有本公司238,413,332股股份之權益，該等股份乃按以下身份持有：
  - 207,800,000股股份以Rewarding Limited之名義登記，該公司乃由Greatfamily Inc.（由Greatguy Inc.全資擁有）為一項酌情信託而全資擁有，而王忠樅先生及Batsford Limited根據證券及期貨條例被視為該酌情信託之成立人。請參見「董事之權益」一節附註2。

- (b) 30,613,332 shares were held by Levy Investment Limited (which was in turn wholly owned by Batsford Limited) for a discretionary trust, of which Mr. Wong Chung Yin was regarded as the founder (by virtue of the SFO). The references to 30,613,332 shares deemed to be interested by Batsford Limited (as disclosed herein), Mr. Wong Chung Yin (as disclosed in Note 4(c) below) relate to the same block of shares.
- (b) 30,613,332股股份由Levy Investment Limited (該公司由Batsford Limited全資擁有)為一項酌情信託而持有,而王忠樺先生根據證券及期貨條例被視為該酌情信託之成立人。有關Batsford Limited (於本節披露)及王忠樺先生(於下文附註4(c)披露)被視為擁有權益之30,613,332股股份乃指同一批股份。
2. Please see Note 2 under the section headed “Interests of Directors”.
2. 請參見「董事之權益」一節附註2。
3. Please see Note 1 under the section headed “Interests of Directors”.
3. 請參見「董事之權益」一節附註1。
4. Mr. Wong Chung Yin was deemed (by virtue of the SFO) to be interested in 68,537,251 shares in the Company. These shares were held in the following capacity:
4. 根據證券及期貨條例,王忠樺先生被視為擁有本公司68,537,251股股份之權益,該等股份乃按以下身份持有:
- (a) 3,500,000 shares were held by Mr. Wong Chung Yin personally.
- (a) 3,500,000股股份由王忠樺先生個人持有。
- (b) 840,000 shares were held under the name of Mr. Wong Chung Yin and his wife, Ms. Woo Sin Ming.
- (b) 840,000股股份由王忠樺先生及其妻子胡倩明女士持有。
- (c) 30,613,332 shares were held by Levy Investment Limited (which was in turn wholly owned by Batsford Limited) for a discretionary trust, of which Mr. Wong Chung Yin was regarded as the founder (by virtue of the SFO). Please see Note 1(b) above.
- (c) 30,613,332股股份由Levy Investment Limited (該公司由Batsford Limited全資擁有)為一項酌情信託而持有,而王忠樺先生根據證券及期貨條例被視為其成立人。請參見上文附註1(b)。
- (d) 33,583,919 shares were held by Pacific Way Limited. The entire issued share capital of which was 50% owned by Mr. Wong Chung Yin and 50% owned by his wife, Ms. Woo Sin Ming.
- (d) 33,583,919股股份由Pacific Way Limited持有。其全部已發行股本由王忠樺先生擁有50%及其妻子胡倩明女士擁有50%。

Save as disclosed, the Directors are not aware of any other persons who, as at 31 December 2011, had interests or short positions in the shares or underlying shares of the Company as recorded in the register required to be kept under Section 336 of the SFO.

除上述披露外,董事並無獲悉,根據證券及期貨條例第336條予以置存之登記冊之記錄,任何其他人士於二零一一年十二月三十一日止持有本公司股份或相關股份之權益或淡倉。

## CORPORATE GOVERNANCE

The Company is committed to maintaining a high standard of corporate governance practices. Information on the corporate governance practices of the Company is set out in the “Corporate Governance Report” on pages 32 to 38.

## 企業管治

本公司致力維持高水平之企業管治常規。本公司之企業管治常規資料載於第32頁至第38頁之「企業管治報告」。

## **DIRECTORS' INTERESTS IN CONTRACTS**

No contract of significance to which the Company or any of its subsidiaries was a party and in which a Director of the Company had a material interest, whether directly or indirectly, subsisted at the end of the year or at any time during the year.

## **DIRECTORS' SERVICE CONTRACTS**

No Director being proposed for re-election at the forthcoming annual general meeting has a service contract which is not determinable by the Group within one year without payment of compensation (other than statutory compensation).

## **MANAGEMENT CONTRACTS**

No contract concerning the management and administration of the whole or any substantial part of the business of the Company had been entered into or existed during the year.

## **ARRANGEMENTS TO PURCHASE SHARES OR DEBENTURES**

At no time during the year was the Company, its subsidiaries or its associated corporations a party to any arrangement to enable the Directors or chief executives of the Company or their respective associates to acquire benefits by acquisition of shares or underlying shares in, debentures of, the Company or its associated corporations.

## **PUBLIC FLOAT**

On the basis of information that is publicly available to the Company within the knowledge of the Directors as at the date of this Annual Report, the Company has complied with the public float requirements of the Listing Rules for the financial year ended 31 December 2011.

## **AUDITOR**

PricewaterhouseCoopers will hold office until the conclusion of the forthcoming annual general meeting of the Company.

The financial statements for the year have been audited by PricewaterhouseCoopers who retire and, being eligible, offer themselves for reappointment at the forthcoming annual general meeting.

On behalf of the Board

**Senta Wong**  
*Chairman*

Hong Kong, 29 March 2012

## **董事享有權益之合約**

於年末或年內之任何時候，本公司董事概無在本公司或其任何附屬公司參與訂立重大合約中直接或間接擁有任何重大權益。

## **董事服務合約**

擬於即將舉行之股東週年大會上膺選連任之董事，概無與本集團訂立任何本集團於一年內終止則須作出賠償（法定補償除外）之服務合約。

## **管理合約**

概無關於管理及經營本公司全部或任何重大部分業務之合約於年內訂立或維持。

## **認購股份或債券之安排**

於本年度內任何時間，本公司、其附屬公司或相聯法團概無訂立任何安排，致使本公司董事或主要行政人員或彼等各自之聯繫人士可藉收購本公司或其相聯法團之股份、相關股份或債券而獲益。

## **公眾持股量**

根據於本年度報告日期本公司所擁有之公眾資料及每位董事所知悉，本公司已於截至二零一一年十二月三十一日止財政年度一直遵守上市規則有關公眾持股量之規定。

## **核數師**

羅兵咸永道會計師事務所將任職至本公司應屆股東週年大會結束時止。

本年度之財務報表由羅兵咸永道會計師事務所有限公司審核，該公司任滿告退，惟願意在應屆股東週年大會上膺選連任。

承董事會命

**王忠桐**  
*主席*

香港，二零一二年三月二十九日

The Company recognizes that good corporate governance is vital to the success of the Group and sustains development of the Group. The Company aims at complying with, where appropriate, all code provisions set out in Appendix 14 Code on Corporate Governance Practices (the “CG Code”) of the Rules Governing the Listing of Securities on The Stock Exchange of Hong Kong Limited (“Listing Rules”).

The Company’s corporate governance practices are based on the principles and the code provisions (“Code Provisions”) as set out in the CG Code of the Listing Rules. The Company has, throughout the year ended 31 December 2011 complied with most of the Code Provisions and certain deviations from the Code Provisions in respect of code provisions A.2.1, A.4.1 and A.4.2, details of which are explained below.

### DIRECTORS’ SECURITIES TRANSACTION

The Company had adopted a code of conduct regarding securities transactions by Directors on no less exacting than the terms and required standard contained in the Model Code for Securities Transactions by Directors of Listed Issuers as set out in Appendix 10 of the Listing Rules (the “Model Code”). Having made specific enquiry of all the Directors, the Company had obtained confirmation from all the Directors that they have complied with the required standard set out in the Model Code and the code of conduct for securities transactions by Directors adopted by the Company during the year ended 31 December 2011.

### BOARD OF DIRECTORS

The Board comprises five Executive Directors, one Non-Executive Director and four Independent Non-Executive Directors. One of the Independent Non-Executive Directors possess the appropriate professional qualifications or accounting or related financial management expertise as required under the Listing Rules. The directors, as at the date of this report, are Mr. Senta Wong, Mr. Edward Ying-Chun Tsui, Mr. Byron Shu-Chan Ho, Mr. Bengie Man-Hang Kwong, Mr. Hamed Hassan El-Abd, Mr. Hsu Hung-Chieh, Mr. Peter Chung-Yin Lee, Mr. John Ho, Mr. Philip Wan-Chung Tse and Mr. Gene Howard Weiner.

The biographical details of the Directors (including relationship among the members of the Board) are set out on pages 12 to 15 of this Annual Report.

Each of the Independent Non-Executive Directors has made an annual confirmation of independence pursuant to Rule 3.13 of the Listing Rules. The Company is of the view that all Independent Non-Executive Directors meet the independence guidelines set out in Rule 3.13 of the Listing Rules.

本公司深明良好企業管治對本集團之成功及持續發展十分重要。本公司致力遵守（在適當情況下）香港聯合交易所有限公司上市規則（「上市規則」）附錄14企業管治常規守則（「企業管治守則」）中所有守則條文（「守則條文」）之規定。

本公司之企業管治常規乃根據上市規則之企業管治守則所載之原則及守則條文（「守則條文」）而釐訂。除守則條文A.2.1、A.4.1及A.4.2有若干偏離守則條文行為（將於下文詳述）外，本公司於截至二零一一年十二月三十一日止年度已遵守大部份守則條文。

### 董事之證券交易

本公司已採納有關董事進行證券交易之行為守則，其條款並不遜於上市規則附錄十所載之上市發行人董事進行證券交易的標準守則（「標準守則」）內之規定標準。向所有董事作出特定查詢後，所有董事均已向本公司確認，彼等於截至二零一一年十二月三十一日止年度內一直遵守標準守則及本公司所採納之董事進行證券交易之行為守則所載之規定標準。

### 董事會

董事會由五名為執行董事、一名為非執行董事及四名為獨立非執行董事組成。其中一名獨立非執行董事具備上市規則所規定之適當專業資格，或會計或相關財務管理專業知識。於本報告日期，該等董事為王忠桐先生、徐應春先生、何樹燦先生、鄺敏恆先生、Hamed Hassan El-Abd先生、許宏傑先生、李仲賢先生、何約翰先生、謝宏中先生及Gene Howard Weiner先生。

董事（包括董事會成員之關係）之個人簡歷詳情載於本年報第12頁至第15頁。

各獨立非執行董事已根據上市規則第3.13條就身份之獨立性發出之週年確認書，本公司認為獨立非執行董事符合上市規則第3.13條所載之獨立性規定。



The Board met four times in 2011 to review the financial and operating performance of the Group and to consider and approve the annual budget for the Group. Individual attendance of each Board member at these meetings is as follows:

於二零一一年度內董事會共開會四次，以檢討本集團之財務及營運表現，及考慮與批准本集團之全年預算。董事會各成員於該等會議之出席率如下：

	Attendance		出席率
<i>Executive Directors</i>		<i>執行董事</i>	
Mr. Senta Wong ( <i>Chairman and Chief Executive Officer</i> )	4/4	王忠桐先生 ( <i>主席兼行政總裁</i> )	4/4
Mr. Edward Ying-Chun Tsui	4/4	徐應春先生	4/4
Mr. Byron Shu-Chan Ho	4/4	何樹燦先生	4/4
Mr. Bengie Man-Hang Kwong	4/4	鄺敏恆先生	4/4
Mr. Hamed Hassan El-Abd	3/4	Hamed Hassan El-Abd先生	3/4
<i>Non-Executive Director</i>		<i>非執行董事</i>	
Mr. Hsu Hung-Chieh	3/4	許宏傑先生	3/4
<i>Independent Non-Executive Directors</i>		<i>獨立非執行董事</i>	
Mr. Peter Chung-Yin Lee	1/4	李仲賢先生	1/4
Mr. John Ho	4/4	何約翰先生	4/4
Mr. Philip Wan-Chung Tse	4/4	謝宏中先生	4/4
Mr. Gene Howard Weiner	4/4	Gene Howard Weiner先生	4/4

Other Board Meetings with the attendance of senior management were held regularly during the year to discuss the day-to-day management and administration as well as the recent business development of the Group.

高級管理層於年內亦會定期出席其他的董事會會議，以討論集團的日常管理、行政事務及集團最近之業務發展。

All minutes of the Board Meetings are prepared and kept by the Company Secretary and open for inspection by Directors upon reasonable notice.

公司秘書準備及保存所有董事會會議記錄，及在合理通知的情況下，公開有關會議記錄予任何董事查閱。

#### **CHAIRMAN AND CHIEF EXECUTIVE OFFICER**

Code Provision A.2.1 stipulates that the roles of chairman and chief executive officer should be separate and should not be performed by the same individual.

#### **主席及行政總裁**

守則條文A.2.1規定主席及行政總裁之角色應分立，並由不同人士擔任。

The Company does not have a separate Chairman and Chief Executive Officer and Mr. Senta Wong currently holds both positions. The Board believes that vesting the roles of both Chairman and Chief Executive Officer in the same person provides the Group with strong and consistent leadership and allows for more effective planning and execution of long term business strategies. The Board also believes that the Company already has a strong corporate governance structure in place to ensure effective supervision of management. Such a structure provides many of the benefits of having a separate Chairman and Chief Executive Officer. The structure includes:

本公司主席及行政總裁之角色沒有區分，現時由王忠桐先生同時擔任此兩個職位。董事會認為由同一人擔任主席及行政總裁之職位能為本集團提供強勢及貫徹之領導，及更有效策劃及推行長期商業策略。董事會亦相信，本公司已擁有健全之企業管治架構，確保可有效地監督管理層，而該架構帶來許多將主席及行政總裁角色劃分之效益。有關架構包括：

- Having the Audit Committee composed exclusively of Independent Non-Executive Directors;
  - Having the Remuneration Committee composed exclusively of Independent Non-Executive Directors;
  - Ensuring that Independent Non-Executive Directors have free and direct access to both the Company’s external and internal auditors and independent professional advice where considered necessary.
- 審核委員會之成員全部為獨立非執行董事；
  - 薪酬委員會之成員全部為獨立非執行董事；
  - 確保獨立非執行董事可自由及直接地接觸本公司之外聘核數師及內部審計師，並在有需要時尋求獨立專業意見。

The Board believes that these measures will ensure that our Independent Non-executive Directors continue to effectively supervise the Group’s Management and to provide vigorous control of key issues relating to strategy, risk and integrity. The Board continually reviews the effectiveness of the Group’s corporate governance structure to assess whether any changes, including the separation of the positions of Chairman and Chief Executive Officer, are necessary.

董事會相信上述措施和安排能確保獨立非執行董事繼續有效地監督本集團之管理層，並且在策略、風險和誠信等重要事項上起積極監管之作用。董事會會不斷檢討本集團企業管治架構之成效，用以評估是否需要作任何修改，包括將主席及行政總裁之角色劃分。

## NON-EXECUTIVE DIRECTORS

Code Provision A.4.1 stipulates that non-executive directors should be appointed for a specific term, subject to re-election.

## 非執行董事

守則條文A.4.1規定非執行董事之委任應有指定任期，並可膺選連任。

None of the existing non-executive directors of the Company is appointed for a specific term. This constitutes a deviation from code provision A.4.1 of the CG Code. In accordance with the provisions of the Bye-laws of the Company, any Director appointed by the Board during the year shall retire and submit themselves for re-election at the first annual general meeting immediately following his/her appointment. Further, at each annual general meeting, one-third of the Directors for the time being, or if their number is not three or a multiple of three, then the number nearest to but not exceeding one-third, shall retire from office. The directors to retire by rotation shall be those who have been longest in office since their last re-election or appointment. As such, the Company considers that sufficient measures have been taken to ensure that the Company’s corporate governance practices are similar to those in the CG Code.

本公司現任非執行董事並無指定任期，構成與企業管治守則之守則條文A.4.1有所偏差。根據本公司細則之條文，董事會年內獲委任之任何董事須於緊隨其獲委任後首次股東週年大會上輪值告退及膺選連任。此外，於每屆股東週年大會上，當時三分之一董事（或倘人數並非三或三之倍數時，則為最接近者，但不得多於三分之一的人數）應輪值告退。輪值告退之董事須為自其上次膺選連任或獲委任以來任期最長之董事。因此，本公司認為已採取足夠措施，確保本公司之企業管治常規與企業管治守則所載者相若。

## APPOINTMENT AND RE-ELECTION OF DIRECTORS

Code Provision A.4.2 stipulates that all directors appointed to fill a casual vacancy should be subject to election by shareholders at the next following annual general meeting after their appointment, and every director, including those appointed for a specific term, should be subject to retirement by rotation at least once every three years.

## 董事之委任及重選

守則條文A.4.2規定所有因填補臨時空缺而獲委任之董事應於獲委任後之下屆股東週年大會接受股東選舉，每名董事（包括按指定任期獲委任之董事）應輪值告退，至少每三年一次。

According to the Bye-laws of the Company, all Directors (except Executive Chairman or Deputy Chairman or Managing or Joint Managing Director) of the Company are subject to retirement by rotations and reelections at the annual general meeting of the Company at least once every three years. This constitutes a deviation from the CG Code. As continuation is a key factor to the successful implementation of any longterm business plans, the Board believes that, together with the reasons for deviation from Code Provision A.2.1, that the present arrangement is most beneficial to the Company and the shareholders as a whole.

## REMUNERATION OF DIRECTORS

The Remuneration Committee was established in April 2005. The Committee now comprises three Independent Non-executive Directors, who are:

Mr. John Ho (*Chairman of the Remuneration Committee*)  
 Mr. Peter Chung-Yin Lee  
 Mr. Philip Wan-Chung Tse

The Committee was set up to consider and approve the remuneration packages of the executive directors and senior management of the Group, including the terms of salary and bonus schemes and share option scheme.

The Committee met once in 2011. Individual attendance of each Committee member at these meetings is as follows:

	Attendance		出席率
<i>Independent Non-Executive Directors</i>			
Mr. John Ho ( <i>Chairman of the Remuneration Committee</i> )	1/1	何約翰先生 ( <i>薪酬委員會主席</i> )	1/1
Mr. Peter Chung-Yin Lee	0/1	李仲賢先生	0/1
Mr. Philip Wan-Chung Tse	1/1	謝宏中先生	1/1
<i>In Attendance:</i>			
<i>Executive Director</i>			
Mr. Byron Shu-Chan Ho	1/1	何樹燦先生	1/1

根據本公司之公司細則，本公司全體董事（除執行主席，或副主席，或董事總經理，或聯席董事總經理）應至少每三年於股東週年大會上輪值告退，並可膺選連任，此與企業管治守則有所偏離。由於連續性為成功執行任何長遠業務計劃之主要因素，董事相信，連同上述偏離守則條文A.2.1之理由，現有安排對本公司及股東之整體利益最有利。

## 董事酬金

薪酬委員會成立於二零零五年四月。該委員會現由三名獨立非執行董事組成，分別為：

何約翰先生 (*薪酬委員會主席*)  
 李仲賢先生  
 謝宏中先生

委員會之成立旨在審批本集團執行董事及高級管理層之薪酬福利，包括薪金及花紅計劃及購股權計劃。

於二零一一年度內委員會共召開一次會議。委員會各成員於該等會議之出席率如下：

## NOMINATION COMMITTEE

The Company established the Nomination Committee on 12 March 2012. The primary duties of the Nomination Committee are to review the structure, size and composition (including the skills, knowledge and experience) of the Board at least annually and make recommendations on any proposed changes to the Board to complement the Company's corporate strategy.

A written terms of reference for the Nomination Committee, which clearly defined the role, authority and function of the Nomination Committee, has been adopted by the Group.

The Nomination Committee comprises three members, a majority of whom are independent non-executive directors and is chaired by the chairman of the Board. The members are:

### *Executive Director*

Mr. Senta Wong (*Chairman of the Nomination Committee*)

### *Independent Non-Executive Directors*

Mr. John Ho

Mr. Philip Wan-Chung Tse

As the Nomination Committee was just formed in March 2012, no meetings have yet been held.

Before setting up of the Nomination Committee, the Board was collectively responsible for nominating new Directors and reviewed the structure, size and composition of the Board from time to time.

## AUDITORS' REMUNERATION

For the year ended 31 December 2011, approximately HK\$1,600,000 was incurred as remuneration to the Company's auditor for the provision of audit services. Other audit firms provided recurring audit services to subsidiaries at a fee of approximately HK\$1,438,000. During the year, the remuneration paid to the Company's auditor and other audit firms for the provision of non-audit related services to the Group are approximately HK\$193,000 and HK\$691,000, respectively.

## 提名董事會

本公司於二零一二年三月十二日成立提名委員會。提名委員會之主要職責為最少每年檢討董事會的架構、規模及組成（包括技能、知識及經驗），並就任何建議董事會變動作出推薦建議，以配合本公司的企業策略。

本集團已採納提名委員會書面權責範圍，對提名委員會之角色、權限及功能有清晰之界定。

提名委員會由三名成員組成，大多數為獨立非執行董事，委員會主席由董事會主席出任。成員如下：

### *執行董事*

王忠桐先生（*提名委員會主席*）

### *獨立非執行董事*

何約翰先生

謝宏中先生

由於提名委員會剛於二零一二年三月成立，故尚未舉行任何會議。

於設立提名委員會之前，董事會共同負責提名新董事以及不時檢討董事會的構架、規模及組成。

## 核數師酬金

截至二零一一年十二月三十一日止年度，約港幣1,600,000元作為本公司之核數師提供審核服務之酬金。其他會計師事務所提供經常性審核服務予附屬公司，收取費用約港幣1,438,000元。年內，支付予本公司之核數師及其他會計師事務所所提供給集團之非審計相關服務之酬金，分別約為港幣193,000元及港幣691,000元。

## AUDIT COMMITTEE

The Audit Committee was established in 1999. The Committee now comprises three Independent Non-executive Directors, who are:

Mr. John Ho (*Chairman of the Audit Committee*)  
Mr. Peter Chung-Yin Lee  
Mr. Philip Wan-Chung Tse

A written terms of reference for the Audit Committee, which clearly defined the role, authority and function of the Audit Committee, has been adopted by the Group.

The Audit Committee met two times in 2011. Individual attendance of each Committee member at these meetings is as follows:

	Attendance	出席率
<i>Independent Non-Executive Directors</i>		
Mr. John Ho ( <i>Chairman of the Audit Committee</i> )	2/2	2/2
Mr. Peter Chung-Yin Lee	1/2	1/2
Mr. Philip Wan-Chung Tse	2/2	2/2
In Attendance:		
Finance Director	2/2	2/2
External Auditors	2/2	2/2

The Audit Committee has reviewed the audited financial statements with management and the Company's External Auditors, and recommended its adoption by the Board.

## DIRECTOR'S RESPONSIBILITIES FOR THE FINANCIAL STATEMENT

The Board acknowledges that it is their responsibility for (i) overseeing the preparation of the financial statements of the Group with a view to ensuring such financial statements give a true and fair view of the state of affairs of the Group and (ii) selecting suitable accounting policies and applying the selected accounting policies consistently with the support of reasonable and prudent judgement and estimates.

A statement by the auditor about their reporting responsibilities is set out on pages 39 to 40 of this Annual Report.

## 審核委員會

審核委員會於一九九九年成立，現成員包括三名獨立非執行董事，分別為：

何約翰先生 (*審核委員會主席*)  
李仲賢先生  
謝宏中先生

本集團已採納審核委員會書面權責範圍，對審核委員會之角色、權限及功能有清晰之界定。

於二零一一年度內審核委員會共召開二次會議。委員會各成員於該等會議之出席率如下：

### 獨立非執行董事

何約翰先生 ( <i>審核委員會主席</i> )	2/2
李仲賢先生	1/2
謝宏中先生	2/2

列席：

財務總裁	2/2
外聘核數師	2/2

審核委員會已連同管理層及本公司外聘核數師審閱經審核財務報表，並建議董事會予以採納。

## 董事對財務報表之責任

董事會認為彼等之責任為(i)監督本集團財務報表之編製，確保有關財務報表真實公平反映本集團之業務狀況及(ii)選取合適之會計政策，並且貫徹應用所採納之會計政策，以作出合理審慎之判斷及估計。

核數師就彼等之呈報責任所作聲明載於本年報第39頁至第40頁。

## INTERNAL CONTROLS

The Board is responsible for establishing, maintaining and operating an effective system of internal controls. Group Internal Audit was established for many years to provide independent assurance to the Board and executive management on the adequacy and effectiveness of internal controls for the Group. The head of Group Internal Audit reports directly to the Group Chairman and the Group Chief Financial Officer.

Group Internal Audit adopts a risk-and-control-based audit approach. The annual work plan of Group Internal Audit covers major activities and processes of the Group's business and service units. The audit plan is reviewed and agreed by the Board. In addition to the agreed schedule of work, Group Internal Audit conducts other review and investigative work as may be required. All audit reports are communicated to the Board and key members of executive and senior management. Audit issues are tracked and followed up for proper implementation, with progress reported to the Board, executive and senior management periodically.

During the year, Group Internal Audit conducted reviews of the effectiveness of the Group's system of internal controls over financial, operational, compliance controls and risk management functions and reported their findings to the Board. After a review of the accounting period ended 31 December 2011, the Board did not become aware of any areas of concern that would have an adverse impact on the Company's financial position or results of operations and considered the internal control systems to be effective and adequate.

## COMMUNICATION WITH SHAREHOLDERS

The Company has established its own website ([www.wkk.com.hk](http://www.wkk.com.hk)) as a means to communicate with the shareholders.

The Company communicates with the shareholders mainly in the following ways: (i) the holding of annual general meetings which provide an opportunity for the shareholders to communicate directly to the Board; (ii) the publication of announcements, annual reports, interim reports and/or circulars as required under the Listing Rules and press releases of the Company providing updated information of the Group; and (iii) the availability of latest information of the Group in our website.

The chairman of the annual general meeting and the chairman/member of each of the Audit Committee and the Remuneration Committee were available at the annual general meeting held on 8 June 2011 to answer questions from the shareholders.

## 內部監控

董事會負責成立、維持及運作有效之內部監控系統。本公司成立集團內部審計處多年，獨立向董事會及執行管理人員保證本集團的內部監控充足有效。集團內部審計處主管向集團主席及集團財務總裁直接匯報。

集團內部審計處採納以風險控制為本的審核方法。集團內部審計處的全年工作計劃，涵蓋本集團業務及服務單位各項主要活動及程序。該內審計劃需經董事會審批。此外，集團內部審計處除執行既定之工作，亦需執行其他涉及檢討或調查性質工作。所有審核報告均交予董事會，以及執行與高級管理層的主要成員。集團內部審計處會查察審核事務，並於其後跟進，力求妥善實行，並會定期向董事會、執行與高級管理層匯報。

年內，集團內部審計處就本集團內部監控制度在財政、營運和合規監控以及風險管理職能方面的有效性作出檢討，並向董事會匯報結果。經檢討截至二零一一年十二月三十一日止會計期間，董事會並無發現任何將對本公司的財政狀況或經營業績造成不利影響而需多加關注的事項，董事會亦認為內部監控制度充足並具成效。

## 與股東溝通

本公司已設立網站([www.wkk.com.hk](http://www.wkk.com.hk))作為與股東溝通之其中一個途徑。

本公司主要以下列方式與股東溝通：(i)舉行股東週年大會，藉以提供機會讓股東直接與董事會溝通；(ii)本公司根據上市規則之規定刊發提供本集團最新資料之公佈、年報、中期報告及／或通函及新聞稿；及(iii)本集團之最新資料可於本公司網頁閱覽。

股東週年大會主席及審核委員會及薪酬委員會之主席／成員於二零一一年六月八日舉行之股東週年大會上出席，回答股東提問。



羅兵咸永道

**TO THE SHAREHOLDERS OF  
WONG'S KONG KING INTERNATIONAL  
(HOLDINGS) LIMITED**

*(incorporated in Bermuda with limited liability)*

**致WONG'S KONG KING  
INTERNATIONAL (HOLDINGS)  
LIMITED股東**

*(於百慕達註冊成立的有限公司)*

We have audited the consolidated financial statements of Wong's Kong King International (Holdings) Limited (the "Company") and its subsidiaries (together, the "Group") set out on pages 41 to 136, which comprise the consolidated and company statements of financial position as at 31 December 2011, and the consolidated income statement, the consolidated statement of comprehensive income, the consolidated statement of changes in equity and the consolidated statement of cash flows for the year then ended, and a summary of significant accounting policies and other explanatory information.

本核數師(以下簡稱「我們」)已審計列載於第41頁至136頁Wong's Kong King International (Holdings) Limited(以下簡稱「貴公司」)及其附屬公司(統稱「貴集團」)的合併財務報表,此合併財務報表包括於二零一一年十二月三十一日的合併和公司資產負債表與截至該日止年度的合併利潤表、合併綜合收益表、合併權益變動表及合併現金流量表,以及主要會計政策概要及其他附註解釋資料。

**DIRECTORS' RESPONSIBILITIES FOR THE  
CONSOLIDATED FINANCIAL STATEMENTS**

The directors of the Company are responsible for the preparation of consolidated financial statements that give a true and fair view in accordance with Hong Kong Financial Reporting Standards issued by the Hong Kong Institute of Certified Public Accountants and the disclosure requirements of the Hong Kong Companies Ordinance, and for such internal control as the directors determine is necessary to enable the preparation of consolidated financial statements that are free from material misstatement, whether due to fraud or error.

**董事就合併財務報表須承擔的責任**

貴公司董事須負責根據香港會計師公會頒佈的香港財務報告準則及香港《公司條例》的披露規定編製合併財務報表,以令合併財務報表作出真實而公平的反映,及落實其認為編製合併財務報表所必要的內部控制,以使合併財務報表不存在由於欺詐或錯誤而導致的重大錯誤陳述。

**AUDITOR'S RESPONSIBILITY**

Our responsibility is to express an opinion on these consolidated financial statements based on our audit and to report our opinion solely to you, as a body, in accordance with section 90 of the Companies Act 1981 of Bermuda, and for no other purpose. We do not assume responsibility towards or accept liability to any other person for the contents of this report.

**核數師的責任**

我們的責任是根據我們的審計對該等合併財務報表作出意見,並按照百慕達《一九八一年公司法》第90條僅向整體股東報告我們的意見,除此之外本報告別無其他目的。我們不會就本報告的內容向任何其他人士負上或承擔任何責任。

We conducted our audit in accordance with Hong Kong Standards on Auditing issued by the Hong Kong Institute of Certified Public Accountants. Those standards require that we comply with ethical requirements and plan and perform the audit to obtain reasonable assurance about whether the consolidated financial statements are free from material misstatement.

An audit involves performing procedures to obtain audit evidence about the amounts and disclosures in the consolidated financial statements. The procedures selected depend on the auditor's judgement, including the assessment of the risks of material misstatement of the consolidated financial statements, whether due to fraud or error. In making those risk assessments, the auditor considers internal control relevant to the entity's preparation of consolidated financial statements that give a true and fair view in order to design audit procedures that are appropriate in the circumstances, but not for the purpose of expressing an opinion on the effectiveness of the entity's internal control. An audit also includes evaluating the appropriateness of accounting policies used and the reasonableness of accounting estimates made by the directors, as well as evaluating the overall presentation of the consolidated financial statements.

We believe that the audit evidence we have obtained is sufficient and appropriate to provide a basis for our audit opinion.

## **OPINION**

In our opinion, the consolidated financial statements give a true and fair view of the state of affairs of the Company and of the Group as at 31 December 2011 and of the Group's profit and cash flows for the year then ended in accordance with Hong Kong Financial Reporting Standards and have been properly prepared in accordance with the disclosure requirements of the Hong Kong Companies Ordinance.

**PricewaterhouseCoopers**  
*Certified Public Accountants*

Hong Kong, 29 March 2012

我們已根據香港會計師公會頒佈的香港審計準則進行審計。該等準則要求我們遵守道德規範，並規劃及執行審計，以合理確定合併財務報表是否不存在任何重大錯誤陳述。

審計涉及執程序以獲取有關合併財務報表所載金額及披露資料的審計憑證。所選定的程序取決於核數師的判斷，包括評估由於欺詐或錯誤而導致合併財務報表存在重大錯誤陳述的風險。在評估該等風險時，核數師考慮與該公司編製合併財務報表以作出真實而公平的反映相關的內部控制，以設計適當的審計程序，但目的並非對公司內部控制的有效性發表意見。審計亦包括評價董事所採用會計政策的合適性及作出會計估計的合理性，以及評價合併財務報表的整體列報方式。

我們相信，我們所獲得的審計憑證能充足和適當地為我們的審計意見提供基礎。

## **意見**

我們認為，該等合併財務報表已根據香港財務報告準則真實而公平地反映 貴公司及 貴集團於二零一一年十二月三十一日的事務狀況，及 貴集團截至該日止年度的利潤及現金流量，並已按照香港《公司條例》的披露規定妥為編製。

**羅兵咸永道會計師事務所**  
*執業會計師*

香港，二零一二年三月二十九日



**CONSOLIDATED INCOME STATEMENT**

For the year ended 31 December 2011

**合併利潤表**

截至二零一一年十二月三十一日止年度

	Note	2011 二零一一年 HK\$'000 港幣千元	2010 二零一零年 HK\$'000 港幣千元
	附註		
Revenue 收益	5	5,237,518	5,192,120
Other income 其他收入	7	2,362	4,614
Raw materials and consumables used 原材料及已動用消耗品		(2,795,081)	(2,429,414)
Purchases of finished goods 購買製成品		(1,412,138)	(1,807,082)
Changes in inventories of finished goods and work in progress 製成品及在製品存貨之變動		(3,098)	90,717
Other manufacturing overheads 其他製造開支		(87,631)	(73,494)
Employee benefit expenses 僱員福利開支	9	(571,322)	(526,859)
Depreciation and amortisation 折舊及攤銷		(60,326)	(59,080)
Other expenses 其他開支		(221,938)	(197,879)
Operating profit 經營溢利	8	88,346	193,643
Finance income 融資收入		75,940	21,803
Finance costs 融資成本		(47,731)	(22,400)
Finance income/(costs), net 融資收入/(成本)淨值	11	28,209	(597)
Share of results of an associate 所佔一間聯營公司之業績	19	(978)	723
Write back/(addition) of allowance for doubtful debts on amount due from a jointly controlled entity 應收一間共同控制實體款項之呆賬撥備撥回/(增加)		793	(291)
		(185)	432
<b>Profit before income tax 除所得稅前溢利</b>		<b>116,370</b>	<b>193,478</b>
Income tax expense 所得稅支出	12	(31,824)	(31,783)
Profit for the year 本年度溢利		84,546	161,695
<b>Attributable to: 應屬:</b>			
Equity holders of the Company 本公司股權持有人	13	75,456	135,102
Non-controlling interests 非控制性權益		9,090	26,593
		84,546	161,695
<b>Earnings per share for profit attributable to the equity holders of the Company during the year</b> 本年度本公司股權持有人應佔溢利之每股盈利 (expressed in HK cents per share) (以每股港仙呈列)			
– basic 基本	14a	10.20	18.27
– diluted 攤薄	14b	10.12	18.16
Dividends 股息	15	14,794	22,188

The notes on pages 49 to 136 are an integral part of these financial statements.

第49頁至第136頁之附註構成此等財務報表之一部分。

**CONSOLIDATED BALANCE SHEET**

At 31 December 2011

**合併資產負債表**

於二零一一年十二月三十一日

		2011	2010
		二零一一年	二零一零年
	Note	HK\$'000	HK\$'000
	附註	港幣千元	港幣千元
<b>ASSETS 資產</b>			
<b>Non-current assets 非流動資產</b>			
Land use rights 土地使用權	16	14,748	15,109
Property, plant and equipment 物業、廠房及設備	17	604,315	596,317
Prepayment for acquisition of plant and equipment 購置廠房及設備之預付款項		13,276	-
Intangible assets 無形資產	18	11,634	15,363
Interests in an associate 一間聯營公司之權益	19	2,599	3,949
Interests in jointly controlled entities 共同控制實體之權益	20	1,490	697
Amount due from an investee company 應收一間受投資公司之款項	22	-	-
Deferred tax assets 遞延稅項資產	23	8,906	8,741
Available-for-sale financial assets 可供出售金融資產	24	29,639	29,330
Long term deposits 長期按金		1,970	1,892
Retirement benefit assets 退休福利資產	34	615	-
Club membership and debentures 會籍及債券		15,162	12,250
		<b>704,354</b>	<b>683,648</b>
<b>Current assets 流動資產</b>			
Inventories 存貨	25	748,464	683,713
Trade and other receivables 貿易及其他應收賬款	26	1,251,091	1,126,492
Deposits and prepayments 按金及預付款項		66,659	65,851
Tax recoverable 可收回稅項		1,135	1,423
Derivative financial instruments 衍生金融工具	27	4	2,114
Bank balances and cash 銀行結餘及現金	28	1,111,369	1,083,337
		<b>3,178,722</b>	<b>2,962,930</b>
<b>Total assets 資產總值</b>		<b>3,883,076</b>	<b>3,646,578</b>
<b>LIABILITIES 負債</b>			
<b>Non-current liabilities 非流動負債</b>			
Obligations under finance leases – due after one year 融資租賃承擔 – 於一年後到期	33	3,468	178
Deferred tax liabilities 遞延稅項負債	23	-	12
Retirement benefit obligations 退休福利承擔	34	381	1,044
		<b>3,849</b>	<b>1,234</b>

The notes on pages 49 to 136 are an integral part of these financial statements.

第49頁至第136頁之附註構成此等財務報表之一部分。

**CONSOLIDATED BALANCE SHEET (CONTINUED)**

At 31 December 2011

**合併資產負債表(續)**

於二零一一年十二月三十一日

		2011 二零一一年	2010 二零一零年
	Note 附註	HK\$'000 港幣千元	HK\$'000 港幣千元
<b>Current liabilities 流動負債</b>			
Trade, bills and other payables 貿易應付賬款、應付票據及其他應付賬款	35	981,716	916,525
Current income tax liabilities 即期所得稅負債		6,107	22,071
Bank borrowings – due within one year 銀行借貸—於一年內到期	32	1,426,236	1,287,257
Bank overdrafts, secured 銀行透支，已抵押	32	11,763	11,951
Obligations under finance leases – due within one year 融資租賃承擔—於一年內到期	33	1,201	171
Derivative financial instruments 衍生金融工具	27	10,945	11,565
		2,437,968	2,249,540
<b>Total liabilities 負債總額</b>		<b>2,441,817</b>	<b>2,250,774</b>
<b>EQUITY 股權</b>			
<b>Capital and reserves attributable to the Company's equity holders</b> 本公司股權持有人應佔股本及儲備			
Share capital 股本	29	73,967	73,952
Reserves 儲備		1,288,097	1,229,906
		1,362,064	1,303,858
Non-controlling interests 非控制性權益		79,195	91,946
<b>Total equity 股權總額</b>		<b>1,441,259</b>	<b>1,395,804</b>
<b>Total equity and liabilities 股權及負債總額</b>		<b>3,883,076</b>	<b>3,646,578</b>
<b>Net current assets 流動資產淨值</b>		<b>740,754</b>	<b>713,390</b>
<b>Total assets less current liabilities 資產總值減流動負債</b>		<b>1,445,108</b>	<b>1,397,038</b>

Senta Wong  
Director

王忠桐  
董事

Byron Shu-Chan Ho  
Director

何樹燦  
董事

The notes on pages 49 to 136 are an integral part of these financial statements.

第49頁至第136頁之附註構成此等財務報表之一部分。

**BALANCE SHEET**

At 31 December 2011

**資產負債表**

於二零一一年十二月三十一日

	Note 附註	2011 二零一一年 HK\$'000 港幣千元	2010 二零一零年 HK\$'000 港幣千元
<b>ASSETS 資產</b>			
<b>Non-current asset 非流動資產</b>			
Investment in subsidiaries 附屬公司投資	21	413,088	407,464
<b>Current assets 流動資產</b>			
Prepayments 預付款項		227	227
Tax recoverable 可收回稅項		72	-
Bank balances and cash 銀行結餘及現金	28	347	277
		646	504
<b>Total assets 資產總值</b>		<b>413,734</b>	<b>407,968</b>
<b>EQUITY 股權</b>			
<b>Capital and reserves attributable to the Company's equity holders</b>			
本公司股權持有人應佔股本及儲備			
Share capital 股本	29	73,967	73,952
Reserves 儲備	31(b)	337,383	328,858
		411,350	402,810
<b>LIABILITIES 負債</b>			
<b>Current liabilities 流動負債</b>			
Amounts due to subsidiaries 應付附屬公司款項	21	691	3,424
Accruals and other payables 應計費用及其他應付賬款	35	1,693	1,687
Current income tax liabilities 即期所得稅負債		-	47
		2,384	5,158
<b>Total equity and liabilities 股權及負債總額</b>		<b>413,734</b>	<b>407,968</b>
<b>Net current liabilities 流動負債淨額</b>		<b>(1,738)</b>	<b>(4,654)</b>
<b>Total assets less current liabilities 資產總值減流動負債</b>		<b>411,350</b>	<b>402,810</b>

Senta Wong  
Director王忠桐  
董事Byron Shu-Chan Ho  
Director何樹燦  
董事

The notes on pages 49 to 136 are an integral part of these financial statements.

第49頁至第136頁之附註構成此等財務報表之一部分。

**CONSOLIDATED STATEMENT OF COMPREHENSIVE INCOME**

For the year ended 31 December 2011

**合併綜合收益表**

截至二零一一年十二月三十一日止年度

	2011 二零一一年 HK\$'000 港幣千元	2010 二零一零年 HK\$'000 港幣千元
<b>Profit for the year 本年度溢利</b>	<b>84,546</b>	161,695
<b>Other comprehensive income: 其他綜合收益:</b>		
Currency translation differences 貨幣匯兌差額	4,998	19,439
Release of exchange reserve upon dissolution of a subsidiary 解散一間附屬公司時解除外匯儲備	(1,750)	(1,505)
<b>Total comprehensive income for the year 本年度綜合收益總額</b>	<b>87,794</b>	179,629
<b>Attributable to: 應屬:</b>		
Equity holders of the Company 本公司股權持有人	80,312	146,874
Non-controlling interests 非控制性權益	7,482	32,755
	<b>87,794</b>	179,629

The notes on pages 49 to 136 are an integral part of these financial statements.

第49頁至第136頁之附註構成此等財務報表之一部分。

# CONSOLIDATED STATEMENT OF CHANGES IN EQUITY

For the year ended 31 December 2011

# 合併權益變動表

截至二零一一年十二月三十一日止年度

	Attributable to equity holders of the Company 本公司股權持有人應佔			Non- controlling interests 非控制性 權益	Total 總額 HK\$'000 港幣千元
	Share capital 股本 HK\$'000 港幣千元	Other reserves (Note 31(a)) 其他儲備 (附註31(a)) HK\$'000 港幣千元	Retained earnings (Note) 保留盈利 (附註) HK\$'000 港幣千元	HK\$'000 港幣千元	
<b>Balance at 1 January 2010</b> 於二零一零年一月一日之結餘	73,930	122,040	968,288	68,238	1,232,496
<b>Comprehensive income</b> 綜合收益					
Profit for the year 本年度溢利	-	-	135,102	26,593	161,695
<b>Other comprehensive income</b> 其他綜合收益					
Currency translation differences 貨幣匯兌差額	-	13,277	-	6,162	19,439
Release of exchange reserve upon dissolution of a subsidiary 解散一間附屬公司時解除外匯儲備	-	(1,505)	-	-	(1,505)
<b>Total other comprehensive income</b> 其他綜合收益總額	-	11,772	-	6,162	17,934
<b>Total comprehensive income</b> 綜合收益總額	-	11,772	135,102	32,755	179,629
<b>Transactions with owners</b> 與權益持有者之交易					
Issue of ordinary shares upon exercise of share options 行使購股權時發行普通股	22	90	9	-	121
Dividends paid to non-controlling interests 支付予非控制性股東之股息	-	-	-	(9,047)	(9,047)
2010 interim dividend 二零一零年中期股息	-	-	(7,395)	-	(7,395)
<b>Balance at 31 December 2010 and 1 January 2011</b> 於二零一零年十二月三十一日及二零一一年一月一日之結餘	73,952	133,902	1,096,004	91,946	1,395,804
<b>Comprehensive income</b> 綜合收益					
Profit for the year 本年度溢利	-	-	75,456	9,090	84,546
<b>Other comprehensive income</b> 其他綜合收益					
Currency translation differences 貨幣匯兌差額	-	6,606	-	(1,608)	4,998
Release of exchange reserve upon dissolution of a subsidiary 解散一間附屬公司時解除外匯儲備	-	(1,750)	-	-	(1,750)
<b>Total other comprehensive income</b> 其他綜合收益總額	-	4,856	-	(1,608)	3,248
<b>Total comprehensive income</b> 綜合收益總額	-	4,856	75,456	7,482	87,794
<b>Transactions with owners</b> 與權益持有者之交易					
Issue of ordinary shares upon exercise of share options 行使購股權時發行普通股	15	55	14	-	84
Dividends paid to non-controlling interests 支付予非控制性股東之股息	-	-	-	(20,233)	(20,233)
2010 final dividend 二零一零年末期股息	-	-	(14,793)	-	(14,793)
2011 interim dividend 二零一一年中期股息	-	-	(7,397)	-	(7,397)
<b>Balance at 31 December 2011</b> 於二零一一年十二月三十一日之結餘	73,967	138,813	1,149,284	79,195	1,441,259

Note:

As at 31 December 2011, included in retained earnings are statutory reserves of HK\$54,369,000 (2010: HK\$41,974,000). These statutory reserves are non-distributable and the transfers of these funds are determined by the Board of Directors of the relevant subsidiaries in accordance with the laws and regulations in the PRC and Taiwan.

The notes on pages 49 to 136 are an integral part of these financial statements.

附註：

於二零一一年十二月三十一日，保留盈利包括法定儲備港幣54,369,000元（二零一零年：港幣41,974,000元）。該等法定儲備不可供分派，而轉撥該等基金之款額乃根據中國及台灣之法律及法規由相關附屬公司之董事會釐定。

第49頁至第136頁之附註構成此等財務報表之一部分。

# CONSOLIDATED STATEMENT OF CASH FLOWS

For the year ended 31 December 2011

# 合併現金流量表

截至二零一一年十二月三十一日止年度

	Note 附註	2011 二零一一年 HK\$'000 港幣千元	2010 二零一零年 HK\$'000 港幣千元
<b>Cash flows from operating activities 經營業務之現金流量</b>			
Cash generated from/(used in) operations 經營業務所得／(所用) 現金	36(a)	52,043	(17,307)
Income tax paid 已付所得稅		(39,714)	(10,575)
Tax on dividend declared by subsidiaries 附屬公司宣派之股息之稅項		(7,962)	(3,294)
<hr/>			
Net cash generated from/(used in) operating activities 經營業務所得／(所用) 現金淨額		4,367	(31,176)
<hr style="border-top: 1px dashed black;"/>			
<b>Cash flows from investing activities 投資活動之現金流量</b>			
Interest received 已收利息		28,712	7,940
Dividends income from available-for-sale financial assets 可供出售金融資產之股息收入		303	3,109
Proceeds from dissolution of a subsidiary 解散一間附屬公司之所得款項		-	1,505
Purchase of property, plant and equipment 購置物業、廠房及設備		(68,865)	(70,646)
Prepayment for acquisition of plant and equipment 購置廠房及設備之預付款項		(13,276)	-
Proceeds from disposal of property, plant and equipment 出售物業、廠房及設備所得款項	36(b)	1,806	2,424
Advance from an associate 一間聯營公司之墊款		240	-
Repayment from/(advance to) an associate 一間聯營公司之所獲還款／(墊款)		7	(9)
Additions of intangible assets 添置無形資產		(1,387)	(3,413)
Decrease/(increase) in short-term time deposits 短期定期存款減少／(增加)		168,964	(798,267)
(Increase)/decrease in long term deposits 長期按金(增加)／減少		(78)	81
Disposal of available-for-sale financial assets 出售可供出售金融資產		207	3,888
Purchase of club membership and debentures 購買會籍及債券		-	(320)
<hr/>			
Net cash generated from/(used in) investing activities 投資活動所得／(所用) 現金淨額		116,633	(853,708)
<hr style="border-top: 1px dashed black;"/>			
<b>Cash flows from financing activities 融資活動之現金流量</b>			
Dividends paid 已付股息		(22,190)	(7,395)
Interest paid 已付利息		(26,815)	(11,493)
Dividends paid to non-controlling interests 支付予非控制性股東之股息		(20,233)	(9,047)
Proceeds from new bank borrowings 新增銀行借貸所得款項		4,564,689	3,119,241
Proceeds from issue of ordinary share upon exercise of share options 行使購股權時發行普通股所得款項		84	121
Repayment of bank borrowings 償還銀行借貸		(4,425,710)	(2,234,071)
Increase/(decrease) in obligations under finance leases 融資租賃承擔增加／(減少)		4,320	(122)
<hr/>			
Net cash generated from financing activities 融資活動所得現金淨額		74,145	857,234
<hr style="border-top: 1px dashed black;"/>			

**CONSOLIDATED STATEMENT OF CASH FLOWS (CONTINUED)**

For the year ended 31 December 2011

**合併現金流量表(續)**

截至二零一一年十二月三十一日止年度

	2011 二零一一年 HK\$'000 港幣千元	2010 二零一零年 HK\$'000 港幣千元
Net increase/(decrease) in cash and cash equivalents 現金及現金等值項目增加／(減少)淨額	195,145	(27,650)
Cash and cash equivalents at beginning of year 於年初之現金及現金等值項目	228,568	245,750
Effect of foreign exchange rate changes 匯率變動之影響	2,039	10,468
Cash and cash equivalents at end of year 於年末之現金及現金等值項目	425,752	228,568
Analysis of cash and cash equivalents 現金及現金等值項目分析		
Bank balances and cash 銀行結餘及現金	437,515	240,519
Bank overdrafts, secured 銀行透支，有抵押	(11,763)	(11,951)
	425,752	228,568



**1 GENERAL INFORMATION**

Wong's Kong King International (Holdings) Limited (the "Company") and its subsidiaries (together, the "Group") are principally engaged in the trading and distribution of chemicals, materials and equipment used in the manufacture of printed circuit boards and electronic products and the manufacture of electrical and electronic products for OEM customers.

The Company is incorporated in Bermuda as an exempted company with limited liability and its shares are listed on The Stock Exchange of Hong Kong Limited. The address of its registered office is Clarendon House, 2 Church Street, Hamilton HM11 Bermuda and its principal place of business is 23/F, One Kowloon, No.1 Wang Yuen Street, Kowloon Bay, Kowloon, Hong Kong.

These consolidated financial statements are presented in Hong Kong dollar, unless otherwise stated. These consolidated financial statements have been approved for issue by the Board of Directors on 29 March 2012.

**2 SUMMARY OF SIGNIFICANT ACCOUNTING POLICIES**

The principal accounting policies applied in the preparation of these consolidated financial statements are set out below. These policies have been consistently applied to all the years presented, unless otherwise stated.

**2.1 Basis of preparation**

The consolidated financial statements of the Company have been prepared in accordance with Hong Kong Financial Reporting Standards ("HKFRS"). The consolidated financial statements have been prepared under the historical cost convention, as modified by the revaluation of available-for-sale financial assets and financial assets and financial liabilities (including derivative instruments) at fair value through profit or loss.

The preparation of financial statements in conformity with HKFRS requires the use of certain critical accounting estimates. It also requires management to exercise its judgement in the process of applying the Group's accounting policies. The areas involving a higher degree of judgement or complexity, or areas where assumptions and estimates are significant to the consolidated financial statements, are disclosed in Note 4 to the financial statements.

**1 一般資料**

Wong's Kong King International (Holdings) Limited (「本公司」)及其附屬公司(統稱「本集團」)主要從事製造印刷電路板及電子產品所使用之化學品、物料及設備之貿易及經銷,以及為原產品客戶製造電器及電子產品。

本公司於百慕達註冊成立為一間受豁免之有限公司,其股份在香港聯合交易所有限公司上市。其註冊辦事處地點為Clarendon House, 2 Church Street, Hamilton HM11 Bermuda,而其主要營業地點為香港九龍九龍灣宏遠街1號「一號九龍」23樓。

除另有列明外,此等合併財務報表以港幣呈列。此等合併財務報表已於二零一二年三月二十九日經董事會批准刊發。

**2 主要會計政策概要**

編製此等合併財務報表時採納之主要會計政策如下。除另有列明外,所呈列之年度內已貫徹應用該等政策。

**2.1 編製基礎**

本公司之合併財務報表乃根據香港財務報告準則(「香港財務報告準則」)編製。合併財務報表按歷史成本常規編製,並經可供出售金融資產及按公平值入賬及列入收益表之金融資產與金融負債(包括衍生工具)之重估作出調整。

編製與香港財務報告準則一致之財務報表須運用若干關鍵會計估計,管理層亦須於應用本集團之會計政策時作出判斷。涉及較深刻判斷或較為複雜之範疇,或涉及對合併財務報表甚為重要之假設和估計之範疇,在財務報表附註4中披露。

## 2 SUMMARY OF SIGNIFICANT ACCOUNTING POLICIES (CONTINUED)

### 2.1 Basis of preparation (Continued)

(a) Amendments and interpretations to existing standards effective in 2011 but not relevant to the Group

- HKAS 24 (Revised), 'Related Party Disclosure'
- HK(IFRIC)-Int 14, 'Prepayments of A Minimum Funding Requirements'
- HKAS 32 (Amendment), 'Classification of Right Issue'
- HKFRS 1 (Amendment), 'Limited Exemption from Comparative IFRS/HKFRS 7 Disclosures for First-time Adopters'
- HK(IFRIC)-Int 19, 'Extinguishing Financial Liabilities with Equity Instruments'
- Annual Improvements Project, 'Third Annual Improvements Projects (2010) Published in May 2010.'

## 2 主要會計政策概要 (續)

### 2.1 編製基礎 (續)

(a) 於二零一一年生效但與本集團無關之現有準則之修改及詮釋

- 香港會計準則第24號 (修訂)「關連人士披露」
- 香港 (國際財務報告解釋委員會) – 詮釋第14號「最低資金規定之預付款項」
- 香港會計準則第32號 (修改)「供股分類」
- 香港財務報告準則第1號 (修改)「首次採納者有關根據國際財務報告準則/香港財務報告準則第7號披露比較資料之有限豁免」
- 香港 (國際財務報告解釋委員會) – 詮釋第19號「以股本工具抵銷金融負債」
- 於二零一零年五月頒佈之年度改進項目「第三批年度改進項目 (二零一零年)」。

## 2 SUMMARY OF SIGNIFICANT ACCOUNTING POLICIES (CONTINUED)

### 2.1 Basis of preparation (Continued)

(b) The following new standards have been issued but are not effective for the financial year beginning 1 January 2011 and have not been early adopted. The Group is assessing the impact of these standards. The Group will apply these standards from their effective dates.

## 2 主要會計政策概要 (續)

### 2.1 編製基礎 (續)

(b) 以下為已頒佈但於二零一一年一月一日開始之財政年度尚未生效，且並無提早採納之新訂準則。本集團現正評估該等準則之影響。本集團將自彼等生效日期起應用該等準則。

		Effective for annual periods beginning on or after 由以下日期或之後開始 之年度期間生效
HKAS 12 (Amendment) 香港會計準則第12號 (修改)	Deferred Tax: Recovery of underlying Assets 遞延稅項：收回相關資產	1 January 2012 二零一二年一月一日
HKFRS 7 (Amendment) 香港財務報告準則第7號 (修改)	Disclosures – Transfers of Financial Assets 披露 – 轉讓金融資產	1 July 2011 二零一一年七月一日
HKFRS 9 香港財務報告準則第9號	Financial Instruments 金融工具	1 January 2015 二零一五年一月一日
HKFRS 10 香港財務報告準則第10號	Consolidated Financial Statements 合併財務報表	1 January 2013 二零一三年一月一日
HKFRS 11 香港財務報告準則第11號	Joint Arrangements 合營安排	1 January 2013 二零一三年一月一日
HKFRS 12 香港財務報告準則第12號	Disclosures of Interest in Other Entities 其他實體之權益披露	1 January 2013 二零一三年一月一日
HKFRS 13 香港財務報告準則第13號	Fair Value Measurement 公平值計量	1 January 2013 二零一三年一月一日
HKAS 19 (2011) 香港會計準則第19號 (二零一一年)	Employee Benefit 僱員福利	1 January 2013 二零一三年一月一日
HKAS 27 (2011) 香港會計準則第27號 (二零一一年)	Separate Financial Statements 獨立財務報表	1 January 2013 二零一三年一月一日
HKAS 28 (2011) 香港會計準則第28號 (二零一一年)	Investments in Associates and Joint Ventures 聯營公司及合營公司投資	1 January 2013 二零一三年一月一日

## 2 SUMMARY OF SIGNIFICANT ACCOUNTING POLICIES (CONTINUED)

### 2.2 Consolidation

The consolidated financial statements include the financial statements of the Company and all of its subsidiaries made up to 31 December.

#### (a) Subsidiaries

Subsidiaries are entities (including special purpose entities) over which the Group has the power to govern the financial and operating policies generally accompanying a shareholding of more than one half of the voting rights. The existence and effect of potential voting rights that are currently exercisable or convertible are considered when assessing whether the Group controls another entity. The Group also assesses existence of control where it does not have more than 50% of the voting power but is able to govern the financial and operating policies by virtue of de-facto control. De-facto control may arise from circumstances such as enhanced minority rights or contractual terms between shareholders, etc.

Subsidiaries are fully consolidated from the date on which control is transferred to the Group. They are de-consolidated from the date that control ceases.

The purchase method of accounting is used to account for the acquisition of subsidiaries by the Group. The cost of an acquisition is measured at the fair value of the assets given, equity instruments issued and liabilities incurred or assumed at the date of exchange, plus costs directly attributable to the acquisition. Identifiable assets acquired and liabilities and contingent liabilities assumed in a business combination are measured initially at their fair values at the acquisition date, irrespective of the extent of any non-controlling interests. The excess of the cost of acquisition over the fair value of the Group's share of the identifiable net assets acquired is recorded as goodwill. If the cost of acquisition is less than the fair value of the net assets of the subsidiary acquired, the difference is recognised directly in the consolidated income statement.

## 2 主要會計政策概要 (續)

### 2.2 合併賬目

合併財務報表包括本公司及其所有附屬公司截至十二月三十一日止之財務報表。

#### (a) 附屬公司

附屬公司指本集團有權監控其財政及營運政策之實體(包括特殊目的實體)，一般擁有附帶超過半數投票權之股權。在評定本集團是否控制另一實體時，會考慮目前是否存在可行使或可兌換之潛在投票權及其影響。當本集團持有一間實體不超過50%之投票權，但因實際控制權而可監控其財政及營運政策時，其亦會評估是否存在控制權。實際控制權可在加強少數股東權利或股東間合約條款等情況下產生。

附屬公司在控制權轉移至本集團當日全面合併入賬。附屬公司在控制權終止當日起停止合併入賬。

會計收購法乃用作本集團收購附屬公司之入賬方法。收購成本根據於交易日期所給予資產、所發行之股本工具及所產生或承擔之負債之公平值計算，另加收購直接應佔成本。在企業合併中所收購之可識別資產以及所承擔之負債及或然負債，初步以彼等於收購日期之公平值計量，而不論任何非控制性權益之數額。收購成本超過本集團應佔所收購可識別資產淨值公平值之數額記錄為商譽。倘收購成本低於所購入附屬公司資產淨值之公平值，則差額會直接於合併利潤表確認。

## 2 SUMMARY OF SIGNIFICANT ACCOUNTING POLICIES (CONTINUED)

### 2.2 Consolidation (Continued)

#### (a) Subsidiaries (Continued)

Inter-company transactions, balances and unrealised gains on transactions between group companies are eliminated. Unrealised losses are also eliminated.

Accounting policies of subsidiaries have been changed where necessary to ensure consistency with the policies adopted by the Group.

In the Company's statement of financial position the investments in subsidiaries are stated at cost less provision for impairment losses. The results of subsidiaries are accounted for by the Company on the basis of dividends received and receivable.

#### (b) Associates

Associates are all entities over which the Group has significant influence but not control, generally accompanying a shareholding of between 20% and 50% of the voting rights. Investments in associates are accounted for using the equity method of accounting. Under the equity method, the investment is initially recognised at cost, and the carrying amount is increased or decreased to recognise the investor's share of the profit or loss of the investee after the date of acquisition. The Group's investment in associates includes goodwill identified on acquisition.

If the ownership interests in an associate is reduced but significant influence is retained, only a proportionate share of the amounts previously recognised in other comprehensive income is reclassified to profit or loss where appropriate.

## 2 主要會計政策概要 (續)

### 2.2 合併賬目 (續)

#### (a) 附屬公司 (續)

集團旗下公司之集團內公司間之交易、交易結餘及未變現收益會予以對銷。未變現虧損亦予以對銷。

附屬公司之會計政策已作出必要調整，以確保與本集團所採用者貫徹一致。

在本公司之財務狀況表內，於附屬公司之投資按成本扣除減值虧損撥備列賬。附屬公司之業績由本公司按已收及應收股息入賬。

#### (b) 聯營公司

聯營公司指本集團對其有重大影響力但無控制權之所有實體，一般擁有附帶20%至50%投票權之股權。聯營公司投資以權益會計法入賬。根據權益法，有關投資初步按成本確認，而賬面值會有所增加或減少，以確認投資者所佔被投資方於收購日後之盈虧。本集團之聯營公司投資包括於收購時已識別之商譽。

倘於一間聯營公司之擁有權權益減少，但仍對該聯營公司具有重大影響，則先前於其他綜合收益確認之金額中僅有一部分按比例重新分類至收益表（如適用）。

## 2 SUMMARY OF SIGNIFICANT ACCOUNTING POLICIES (CONTINUED)

### 2.2 Consolidation (Continued)

#### (b) Associates (Continued)

The Group's share of post-acquisition profit or loss is recognised in the consolidated income statement, and its share of post-acquisition movements in other comprehensive income is recognised in other comprehensive income with a corresponding adjustment to the carrying amount of the investment. When the Group's share of losses in an associate equals or exceeds its interests in the associate, including any other unsecured receivables, the Group does not recognise further losses, unless it has incurred legal or constructive obligations or made payments on behalf of the associate.

Profits and losses resulting from upstream and downstream transactions between the Group and its associate are recognised in the Group's consolidated financial statements only to the extent of unrelated investor's interests in the associates. Unrealised losses are eliminated unless the transaction provides evidence of an impairment of the asset transferred. Accounting policies of associates have been changed where necessary to ensure consistency with the policies adopted by the Group.

Dilution gains and losses arising in investments in associates are recognised in the consolidated income statement.

#### (c) Jointly controlled entities

A jointly controlled entity is a contractual arrangement whereby the Group and other parties undertake an economic activity which is subject to joint control and none of the participating parties has unilateral control over the economic activity.

The equity method of accounting has been adopted and accordingly, the consolidated income statement includes the Group's share of the results of jointly controlled entities for the year, and the consolidated balance sheet includes the group's share of the net assets of the jointly controlled entities.

## 2 主要會計政策概要 (續)

### 2.2 合併賬目 (續)

#### (b) 聯營公司 (續)

本集團應佔收購後之盈虧於合併利潤表內確認，而其應佔收購後於其他綜合收益之變動則於其他綜合收益內確認，投資賬面值亦會作出相應調整。如本集團應佔一間聯營公司之虧損等於或超出其在該聯營公司之權益，包括任何其他無抵押應收款項，本集團不會確認額外虧損，惟倘本集團已代該聯營公司承擔法定或推定責任或作出付款則除外。

本集團與其聯營公司間進行之上下游交易所引致之盈虧於本集團之合併財務報表確認，惟僅以無關連之投資者於聯營公司之權益為限。除非交易有證據顯示所轉讓資產出現減值，否則未變現虧損予以對銷。聯營公司之會計政策已作出必要調整，以確保與本集團所採用者貫徹一致。

聯營公司投資所產生之攤薄收益及虧損於合併利潤表內確認。

#### (c) 共同控制實體

共同控制實體乃本集團與另一方從事經濟活動之合約安排，經濟活動由雙方共同控制，任何參與人士均不可就該經濟活動行使單一控制權。

由於採納權益會計法，故合併利潤表包括本集團年內應佔共同控制實體之業績，而合併資產負債表亦包括本集團應佔共同控制實體之資產淨值。

## 2 SUMMARY OF SIGNIFICANT ACCOUNTING POLICIES (CONTINUED)

### 2.3 Segment reporting

Operating segments are reported in a manner consistent with the internal reporting provided to the chief operating decision-maker. The chief operating decision-maker, who is responsible for allocating resources and assessing performance of the operating segments, has been identified as the board of directors that makes strategic decisions.

### 2.4 Foreign currency translation

#### (a) Functional and presentation currency

Items included in the financial statements of each of the Group's entities are measured using the currency of the primary economic environment in which the entity operates (the "functional currency"). The consolidated financial statements are presented in Hong Kong dollar (HK\$), which is the Company's functional and the Group's presentation currency.

#### (b) Transactions and balances

Foreign currency transactions are translated into the functional currency using the exchange rates prevailing at the dates of the transactions. Foreign exchange gains and losses resulting from the settlement of such transactions and from the translation at year-end exchange rates of monetary assets and liabilities denominated in foreign currencies are recognised in the consolidated income statement.

Changes in the fair value of monetary securities denominated in foreign currency classified as available-for-sale are analysed between translation differences resulting from changes in the amortised cost of the security and other changes in the carrying amount of the security. Translation differences related to changes in the amortised cost are recognised in profit or loss, and other changes in the carrying amount are recognised in equity.

## 2 主要會計政策概要 (續)

### 2.3 分部報告

經營分部以向主要營運決策者提供內部呈報一致之形式呈報。負責分配資源及評估經營分部表現之主要營運決策者已確定為負責作出策略性決定之董事會。

### 2.4 外幣換算

#### (a) 功能及列賬貨幣

本集團各實體之財務報表所列項目均以其營運所在主要經濟環境之貨幣(「功能貨幣」)計量。合併財務報表以港幣呈列，港幣為本公司之功能及本集團之列賬貨幣。

#### (b) 交易及結餘

外幣交易按交易日之適用匯率換算為功能貨幣。該等交易結算及以外幣計值之貨幣資產及負債按年結日之匯率換算所產生之匯兌盈虧於合併利潤表內確認。

以外幣計值並分類為可供出售之貨幣證券之公平值變動，會按因證券攤銷成本變動及證券賬面值之其他變動所產生之匯兌差額予以分析。有關攤銷成本變動之匯兌差額於收益表確認，而賬面值之其他變動則在股權確認。

## 2 SUMMARY OF SIGNIFICANT ACCOUNTING POLICIES (CONTINUED)

### 2.4 Foreign currency translation (Continued)

#### (b) Transactions and balances (Continued)

Translation difference on non-monetary financial assets and liabilities such as equities held at fair value through profit or loss are recognised in profit or loss as part of the fair value gain or loss. Translation differences on non-monetary financial assets such as equities classified as available-for-sale are included in the exchange reserve in equity.

#### (c) Group companies

The results and financial position of all the Group entities that have a functional currency different from the presentation currency are translated into the presentation currency as follows:

- (i) assets and liabilities for each balance sheet presented are translated at the closing rate at the date of that balance sheet;
- (ii) income and expenses for each income statement are translated at average exchange rates; and
- (iii) all resulting exchange differences are recognised as a separate component of equity.

Goodwill and fair value adjustments arising on the acquisition of a foreign entity are treated as assets and liabilities of the foreign entity and translated at the closing rate. Exchange differences arising are recognised in equity.

## 2 主要會計政策概要 (續)

### 2.4 外幣換算 (續)

#### (b) 交易及結餘 (續)

非貨幣金融資產及負債(如按公平值入賬及列入收益表之股權)之匯兌差額於收益表內確認為公平值收益或虧損之部分。非貨幣金融資產(如分類為可供出售股權)之匯兌差額計入股權內之外匯儲備。

#### (c) 集團旗下公司

本集團旗下所有功能貨幣與列賬貨幣不同之實體之業績及財務狀況按以下方式換算為列賬貨幣：

- (i) 各資產負債表所呈列之資產及負債按該結算日之收市匯率換算；
- (ii) 各利潤表之收益及開支按平均匯率換算；及
- (iii) 所有匯兌差額將確認為股權之獨立部分。

收購海外實體所產生之商譽及公平值調整乃視作該海外實體之資產及負債處理，並按收市匯率換算。所產生之匯兌差額於股權內確認。



## 2 SUMMARY OF SIGNIFICANT ACCOUNTING POLICIES (CONTINUED)

### 2.4 Foreign currency translation (Continued)

#### (d) Disposal of foreign operation and partial disposal

On the disposal of a foreign operation (that is, a disposal of the Group's entire interest in a foreign operation, or a disposal involving loss of control over a subsidiary that includes a foreign operation, a disposal involving loss of joint control over a jointly controlled entity that includes a foreign operation, or a disposal involving loss of significant influence over an associate that includes a foreign operation), all of the exchange differences accumulated in equity in respect of that operation attributable to the equity holders of the Company are reclassified to profit or loss.

In the case of a partial disposal that does not result in the Group losing control over a subsidiary that includes a foreign operation, the proportionate share of accumulated exchange differences are re-attributed to non-controlling interests and are not recognised in profit or loss. For all other partial disposals (that is, reductions in the Group's ownership interests in associates or jointly controlled entities that do not result in the Group losing significant influence or joint control) the proportionate share of the accumulated exchange difference is reclassified to profit or loss.

### 2.5 Property, plant and equipment

Property, plant and equipment are stated at historical cost less depreciation and impairment losses. Historical cost includes expenditure that is directly attributable to the acquisition of the items.

Subsequent costs are included in the asset's carrying amount or recognised as a separate asset, as appropriate, only when it is probable that future economic benefits associated with the item will flow to the Group and the cost of the item can be measured reliably. The carrying amount of the replaced part is derecognised. All other repair and maintenance costs are charged in the income statement during the financial period in which they are incurred.

## 2 主要會計政策概要 (續)

### 2.4 外幣換算 (續)

(d) 出售海外業務及出售部分權益  
出售海外業務(即出售本集團於海外業務之全部權益,或涉及失去對包括海外業務之附屬公司之控制權之出售,涉及失去對包括海外業務之共同控制實體之共同控制權之出售,或涉及失去對包括海外業務之聯營公司之重大影響力之出售)時,本公司股權持有人應佔於股權內就該項業務累計之所有匯兌差額會重新分類至收益表。

倘出售部分權益而未有導致本集團失去對包括海外業務之附屬公司之控制權,則累計匯兌差額之比例份額會重新歸於非控制性權益,且不會於收益表確認。就所有其他出售部分權益(即本集團於聯營公司或共同控制實體之擁有權權益減少,但未有導致本集團失去重大影響力或共同控制權)而言,累計匯兌差額之比例份額會重新分類至收益表。

### 2.5 物業、廠房及設備

物業、廠房及設備按歷史成本減折舊及減值虧損列賬。歷史成本包括收購該項目直接應佔之開支。

其後成本僅會於與該項目有關之未來經濟利益可能流入本集團,而該項目之成本能可靠地計量時,方會計入資產之賬面值或確認為獨立資產(如適用)。取代部分之賬面值不再確認。所有其他維修及保養成本於所產生財務期間內在利潤表扣除。

## 2 SUMMARY OF SIGNIFICANT ACCOUNTING POLICIES (CONTINUED)

### 2.5 Property, plant and equipment (Continued)

Depreciation of property, plant and equipment is calculated using the straight-line method to allocate cost to their residual values over their estimated useful lives at the following annual rates, as follows:

Buildings	2.5% – 5%
Medium-term leasehold factory premises	Over the terms of the lease
Machinery and equipment	15% – 20%
Leasehold improvements, furniture and fixtures	15% – 20%
Motor vehicles	15% – 25%
Moulds	50%

No depreciation is provided on freehold land.

The assets' residual values and useful lives are reviewed, and adjusted if appropriate, at the end of each reporting period. An asset's carrying amount is written down immediately to its recoverable amount if the asset's carrying amount is greater than its estimated recoverable amount.

Gains and losses on disposal are determined by comparing proceeds with carrying amount and are recognised in the consolidated income statement.

### 2.6 Land use rights

The up-front prepayments made for land use rights are accounted for as operating leases. They are expensed in the income statement on a straight-line basis over the period of the lease, or when there is impairment, the impairment is expensed in the consolidated income statement.

### 2.7 Intangible asset

#### (a) Technical know-how

Technical know-how is shown at historical cost. Technical know-how has a finite useful life and is carried at cost less accumulated amortisation. Amortisation is calculated using the straight-line method to allocate the cost of technical know-how over its estimated useful life of 7 years.

## 2 主要會計政策概要 (續)

### 2.5 物業、廠房及設備 (續)

物業、廠房及設備之折舊採用直線法計算，按下列年率在其估計可使用年期內分配成本至其剩餘價值如下：

樓宇	2.5% – 5%
中期租約廠房	按租約年期
機器及設備	15% – 20%
租賃物業裝修、傢俬及裝置	15% – 20%
汽車	15% – 25%
鑄模	50%

並無就永久土地作出折舊撥備。

資產之剩餘價值及可使用年期在各報告期末進行檢討及調整（如適用）。若資產之賬面值高於其估計可收回金額，則其賬面值即時撇減至可收回金額。

出售盈虧按出售所得款項與賬面值之差額釐定，並於合併利潤表內確認。

### 2.6 土地使用權

土地使用權之首期預付款項入賬列為經營租賃，並按直線法於租期內於利潤表支銷，或倘出現減值，則減值會於合併利潤表支銷。

### 2.7 無形資產

#### (a) 技術知識

技術知識按歷史成本呈列。可使用年期有限之技術知識按成本減累計攤銷列賬。攤銷使用直線法計算，在其七年之估計可使用年期內分配技術知識之成本。

## 2 SUMMARY OF SIGNIFICANT ACCOUNTING POLICIES (CONTINUED)

### 2.7 Intangible asset (Continued)

#### (b) Internally generated product development cost

Cost incurred on development projects (relating to the design and testing of new or improved products) are recognised as intangible assets when the following criteria are fulfilled:

- (i) it is technically feasible to complete the development projects so that it will be available for use or sale;
- (ii) management intends to complete the development projects and use or sell it;
- (iii) there is an ability to use or sell the intangible asset;
- (iv) it can be demonstrated how the intangible asset will generate probable future economic benefits;
- (v) adequate technical, financial or other resources to complete the development and to use or sell the intangible asset are available; and
- (vi) the expenditure attributable to the development projects during its development can be reliably measured.

Other development expenditures that do not meet these criteria are recognised as an expense as incurred. Development costs previously recognised as an expense are not recognised as an asset in a subsequent period. Capitalised development costs are recorded as intangible assets and amortised from the point at which the asset is ready for use on a straight-line basis over its estimated useful life.

## 2 主要會計政策概要 (續)

### 2.7 無形資產 (續)

#### (b) 內部產生之產品開發成本

開發項目(有關設計及試行新型或改良產品)所產生之成本當符合以下條件時確認為無形資產:

- (i) 完成該開發項目以使其能夠使用或出售在技術上具可行性;
- (ii) 管理層具有完成並使用或出售該開發項目之意向;
- (iii) 有能力使用或出售該無形資產;
- (iv) 可證實該無形資產如何產生可能之未來經濟利益;
- (v) 有足夠的技術、財務或其他資源完成開發並使用或出售該無形資產; 及
- (vi) 開發項目於開發時使用之開支能可靠地計量。

不滿足此等條件之其他開發開支於產生時確認為支出。之前確認為開支之開發成本於其後期間不會確認為資產。資本化開發成本記錄為無形資產，並由該資產可供使用時起，按直線法於其估計可使用年期攤銷。

## 2 SUMMARY OF SIGNIFICANT ACCOUNTING POLICIES (CONTINUED)

### 2.8 Impairment of investments in subsidiaries, associates, jointly controlled entities and non-financial assets

Assets that have an indefinite useful life are not subject to amortisation and are tested annually for impairment. Assets are reviewed for impairment whenever events or changes in circumstances indicate that the carrying amount may not be recoverable. An impairment loss is recognised for the amount by which the asset's carrying amount exceeds its recoverable amount. The recoverable amount is the higher of an asset's fair value less costs to sell and value in use. For the purposes of assessing impairment, assets are grouped at the lowest level for which there are separately identifiable cash flows (cash-generating units). Non-financial assets other than goodwill that suffered an impairment are reviewed for possible reversal of the impairment at each reporting date.

Impairment testing of the investments in subsidiaries, associates or jointly controlled entities is required upon receiving dividends from these investments if the dividend exceeds the total comprehensive income of the subsidiary, associate or jointly controlled entity in the period the dividend is declared or if the carrying amount of the investment in the separate financial statements exceeds the carrying amount in the consolidated financial statements of the investee's net assets including goodwill.

### 2.9 Financial assets

#### 2.9.1 Classification

The Group classifies its financial assets in the following categories: loans and receivables and available-for-sale. The classification depends on the purpose for which the financial assets were acquired. Management determines the classification of its financial assets at initial recognition.

## 2 主要會計政策概要 (續)

### 2.8 於附屬公司、聯營公司及共同控制實體之投資及非金融資產之減值

可使用年期無限之資產毋須攤銷，但每年須進行減值測試。資產須在有事件顯示或情況有變而顯示其賬面值或不能收回時，審閱有否減值。減值虧損按資產賬面值超出其可收回金額之差額確認。可收回金額為資產公平值扣除銷售成本與使用價值兩者之較高者。於評估減值時，資產按獨立可識別現金流量（現金產生單位）之最低層次分組。出現減值之非金融資產（商譽除外）會於各報告日期予以審閱是否有可能撥回減值。

當收到附屬公司、聯營公司或共同控制實體投資的股息時，倘股息超過該附屬公司、聯營公司或共同控制實體在股息宣派期間的綜合收益總額，或在獨立財務報表的投資賬面值超過被投資方淨資產（包括商譽）在合併財務報表的賬面值，則必須對有關投資進行減值測試。

### 2.9 金融資產

#### 2.9.1 分類

本集團將其金融資產歸類為以下類別：貸款及應收款項以及可供出售。有關分類乃取決於所購入金融資產之用途。管理層於初步確認時決定其金融資產之類別。

## 2 SUMMARY OF SIGNIFICANT ACCOUNTING POLICIES (CONTINUED)

### 2.9 Financial assets (Continued)

#### 2.9.1 Classification (Continued)

(a) Loans and receivables

Loans and receivables are non-derivative financial assets with fixed or determinable payments that are not quoted in an active market. They are included in current assets, except for maturities greater than 12 months after the end of reporting period. These are classified as non-current assets. The Group's loans and receivables comprise 'long term deposits', 'amount due from an investee company', 'trade and other receivables' and 'bank balances and cash' in the balance sheet.

(b) Available-for-sale financial assets

Available-for-sale financial assets are non-derivatives that are either designated in this category or not classified in any of the other categories. They are included in non-current assets unless management intends to dispose of the investment within 12 months of the end of reporting period.

#### 2.9.2 Recognition and measurement

Regular way purchases and sales of financial assets are recognised on trade-date – the date on which the Group commits to purchase or sell the asset. Investments are initially recognised at fair value plus transaction costs for all financial assets not carried at fair value through profit or loss. Financial assets are derecognised when the rights to receive cash flows from the investments have expired or have been transferred and the Group has transferred substantially all risks and rewards of ownership. Available-for-sale financial assets are subsequently carried at fair value. Loans and receivables are subsequently carried at amortised cost using the effective interest method.

## 2 主要會計政策概要 (續)

### 2.9 金融資產 (續)

#### 2.9.1 分類 (續)

(a) 貸款及應收款項

貸款及應收款項指於活躍市場上並無報價而款項已定或待之非衍生金融資產。該等款項計入流動資產，惟不包括到期日為報告期末起計十二個月以後者。該等款項會列作非流動資產。本集團之貸款及應收款項包括資產負債表內之「長期存款」、「應收一間受投資公司之款項」、「貿易及其他應收賬款」以及「銀行結餘及現金」。

(b) 可供出售金融資產

可供出售金融資產乃指定為此類別或並不歸入任何其他類別之非衍生工具。除非管理層有意在報告期末後十二個月內出售有關投資，否則會列作非流動資產。

#### 2.9.2 確認及計量

正常買賣金融資產於交易日確認，交易日即本集團承諾買賣資產之日期。投資初步按公平值加所有並非按公平值入賬及列入收益表之金融資產之交易成本確認。在收取來自投資之現金流量之權利屆滿或已轉讓，且本集團已轉讓有關所有權之絕大部分風險及回報時，即不再確認有關金融資產。可供出售金融資產其後按公平值列賬。貸款及應收款項其後使用實際利率法按攤銷成本列賬。

## 2 SUMMARY OF SIGNIFICANT ACCOUNTING POLICIES (CONTINUED)

### 2.9 Financial assets (Continued)

#### 2.9.2 Recognition and measurement (Continued)

Changes in the fair value of monetary securities denominated in a foreign currency and classified as available-for-sale are analysed between translation differences resulting from changes in amortised cost of the security and other changes in the carrying amount of the security. The translation differences related to changes in the amortised cost are recognised in profit or loss, and other changes in carrying amount are recognised in equity. Changes in the fair value of monetary securities classified as available-for-sale and non-monetary securities classified as available-for-sale are recognised in equity.

When securities classified as available-for-sale are sold or impaired, the accumulated fair value adjustments recognised in equity are included in the income statement. Interest on available-for-sale securities calculated using the effective interest method is recognised in the income statement. Dividends on available-for-sale equity instruments are recognised in the income statement when the Group's right to receive payments is established.

### 2.10 Impairment of assets

#### (a) Assets carried at amortised cost

The Group assesses at the end of each reporting period whether there is objective evidence that a financial asset or group of financial assets is impaired. A financial asset or a group of financial assets is impaired and impairment losses are incurred only if there is objective evidence of impairment as a result of one or more events that occurred after the initial recognition of the asset (a 'loss event') and that loss event (or events) has an impact on the estimated future cash flows of the financial asset or group of financial assets that can be reliably estimated.

## 2 主要會計政策概要 (續)

### 2.9 金融資產 (續)

#### 2.9.2 確認及計量 (續)

以外幣計值並分類為可供出售之貨幣證券之公平值變動，會按因證券攤銷成本變動及證券賬面值之其他變動所產生之匯兌差額予以分析。與攤銷成本變動有關之匯兌差額於收益表確認，而賬面值之其他變動則在股權確認。分類為可供出售之貨幣證券及分類為可供出售之非貨幣證券之公平值變動於股權確認。

歸類為可供出售之證券售出或減值時，在股權確認之累計公平值調整會計入利潤表。按實際利率法計算之可供出售證券利息於利潤表內確認。當本集團確立收款權利時，可供出售股本工具之股息在利潤表確認。

### 2.10 資產之減值

#### (a) 以攤銷成本列賬之資產

本集團於各報告期末評估是否存在客觀證據證明某一金融資產或某一金融資產組合出現減值。只有存在客觀證據證明於首次確認資產後發生一宗或多宗事件導致出現減值（「虧損事項」），而該宗（或該等）虧損事項對該項或該組金融資產的估計未來現金流量構成的影響可以合理估計，則有關的金融資產或金融資產組合會出現減值及產生減值虧損。

## 2 SUMMARY OF SIGNIFICANT ACCOUNTING POLICIES (CONTINUED)

### 2.10 Impairment of assets (Continued)

#### (a) Assets carried at amortised cost (Continued)

The criteria that the group uses to determine that there is objective evidence of an impairment loss include:

- Significant financial difficulty of the issuer or obligor;
- A breach of contract, such as a default or delinquency in interest or principal payments;
- The Group, for economic or legal reasons relating to the borrower's financial difficulty, granting to the borrower a concession that the lender would not otherwise consider;
- It becomes probable that the borrower will enter bankruptcy or other financial reorganisation;
- The disappearance of an active market for that financial asset because of financial difficulties; or
- Observable data indicating that there is a measurable decrease in the estimated future cash flows from a portfolio of financial assets since the initial recognition of those assets, although the decrease cannot yet be identified with the individual financial assets in the portfolio, including:
  - (i) adverse changes in the payment status of borrowers in the portfolio;
  - (ii) national or local economic conditions that correlate with defaults on the assets in the portfolio.

## 2 主要會計政策概要 (續)

### 2.10 資產之減值 (續)

#### (a) 以攤銷成本列賬之資產 (續)

本集團用於釐定是否存在減值虧損客觀證據的標準如下：

- 發行人或欠債人遇上嚴重財政困難；
- 違反合約，例如逾期或拖欠償還利息或本金；
- 本集團基於與借款人的財政困難有關的經濟或法律原因，向借款人提供一般貸款人不會考慮的特惠條件；
- 借款人有可能破產或進行其他財務重組；
- 因為財政困難而使該金融資產的活躍市場不再存在；或
- 可觀察資料顯示，自初始確認後，某組金融資產的估計未來現金流量有可計量的減少，雖然該減少尚未能在該組別的個別金融資產內確定，有關資料包括：
  - (i) 該組別的借款人的還款狀況的不利變動；
  - (ii) 與該組別資產逾期還款相關連的全國性或地方經濟狀況。

## 2 SUMMARY OF SIGNIFICANT ACCOUNTING POLICIES (CONTINUED)

### 2.10 Impairment of assets (Continued)

#### (a) Assets carried at amortised cost (Continued)

The amount of the loss is measured as the difference between the asset's carrying amount and the present value of estimated future cash flows (excluding future credit losses that have not been incurred) discounted at the financial asset's original effective interest rate. The carrying amount of the asset is reduced and the amount of the loss is recognised in the consolidated income statement. If a loan has a variable interest rate, the discount rate for measuring any impairment loss is the current effective interest rate determined under the contract. As a practical expedient, the Group may measure impairment on the basis of an instrument's fair value using an observable market price.

If, in a subsequent period, the amount of the impairment loss decreases and the decrease can be related objectively to an event occurring after the impairment was recognised (such as an improvement in the debtor's credit rating), the reversal of the previously recognised impairment loss is recognised in the consolidated income statement.

## 2 主要會計政策概要 (續)

### 2.10 資產之減值 (續)

#### (a) 以攤銷成本列賬之資產 (續)

虧損金額乃根據資產賬面值與按金融資產原實際利率貼現而估計未來現金流量(不包括仍未產生的未來信用虧損)之現值兩者之差額計量。資產賬面值予以削減,而虧損金額則在合併利潤表確認。如貸款有浮動利率,計量任何減值虧損之貼現率為按合同釐定之現時實際利率。在實際應用中,本集團可利用可觀察的市場價格,按工具之公平值計量減值。

如在後繼期間,減值虧損之數額減少,而此減少可客觀地聯繫至確認減值後發生之事件(例如債務人之信用評級有所改善),則之前已確認的減值虧損可在合併利潤表撥回。



## 2 SUMMARY OF SIGNIFICANT ACCOUNTING POLICIES (CONTINUED)

### 2.10 Impairment of assets (Continued)

#### (b) Assets classified as available for sale

The Group assesses at the end of each reporting period whether there is objective evidence that a financial asset or a group of financial assets is impaired. For debt securities, the Group uses the criteria refer to (a) above. In the case of equity investments classified as available for sale, a significant or prolonged decline in the fair value of the security below its cost is also evidence that the assets are impaired. If any such evidence exists for available-for-sale financial assets, the cumulative loss – measured as the difference between the acquisition cost and the current fair value, less any impairment loss on that financial asset previously recognised in profit or loss – is removed from equity and recognised in the separate consolidated income statement. Impairment losses recognised in the separate consolidated income statement on equity instruments are not reversed through the separate consolidated income statement. If, in a subsequent period, the fair value of a debt instrument classified as available for sale increases and the increase can be objectively related to an event occurring after the impairment loss was recognised in profit or loss, the impairment loss is reversed through the separate consolidated income statement.

## 2 主要會計政策概要 (續)

### 2.10 資產之減值 (續)

#### (b) 分類為可供出售之資產

本集團於各報告期末評估一項金融資產或一組金融資產有否減值之客觀證據。就債務證券而言，本集團使用上文(a)段所述之條件判斷其有否減值。就分類為可供出售之股本投資而言，證券之公平值大幅或長期低於其成本亦為該資產出現減值之證據。如可供出售金融資產出現此等任何證據，其累計虧損（按收購成本與現時公平值之差額減去該金融資產之前在收益表確認之任何減值虧損計量）將從股權扣除，並於獨立的合併利潤表確認。於獨立的合併利潤表內確認之股本工具減值虧損不會透過獨立的合併利潤表撥回。如在後繼期間，分類為可供出售債務工具之公平值增加，而該增加可客觀地與減值虧損於收益表確認後發生之事件有關，則減值虧損於獨立合併利潤表撥回。

## 2 SUMMARY OF SIGNIFICANT ACCOUNTING POLICIES (CONTINUED)

### 2.11 Derivative financial instruments

Derivatives are initially recognised at fair value on the date a derivative contract is entered into and are subsequently measured at their fair value. The method of recognising the resulting gain or loss depends on whether the derivative is designed as a hedging instrument, and if so, the nature of item being hedged. Derivative instruments held by the Group do not qualify for hedge accounting and are accounted for at fair value through profit or loss. Changes in fair value of these derivative instruments that do not qualify for hedge accounting are recognised immediately in the consolidated income statement.

### 2.12 Inventories

Inventories are stated at the lower of cost and net realisable value. Cost is determined using the weighted average method. The cost of finished goods and work-in-progress comprises materials, direct labour, other direct costs and related production overheads (based on normal operating capacity). It excludes borrowing costs. Net realisable value is the estimated selling price in the ordinary course of business, less applicable variable selling expenses.

### 2.13 Trade and other receivables

Trade receivables are amounts due from customers for merchandise sold or services performed in the ordinary course of business. If collection of trade and other receivables is expected in one year or less (or in the normal operating cycle of the business if longer), they are classified as current assets. If not, they are presented as non-current assets.

Trade and other receivables are recognised initially at fair value and subsequently measured at amortised cost using the effective interest method, less provision for impairment.

### 2.14 Cash and cash equivalents

Cash and cash equivalents include cash in hand, deposits held at call with banks, other short-term highly liquid investments with original maturities of three months or less, and bank overdrafts. Bank overdrafts are shown in current liabilities on the balance sheet.

## 2 主要會計政策概要 (續)

### 2.11 衍生金融工具

衍生工具初步按訂立衍生工具合約當日之公平值確認，其後按公平值計量。確認所得盈虧的方法取決於衍生工具是否指定為對沖工具；倘若如是，則取決於被對沖項目之性質。本集團所持有之衍生工具並不符合資格使用對沖會計法，並按公平值入賬及列入收益表。不符合資格使用對沖會計法之衍生工具之公平值如有變動，會即時於合併利潤表確認。

### 2.12 存貨

存貨按成本及可變現淨值兩者之較低者列賬。成本採用加權平均法釐定。製成品及在製品之成本包括材料、直接勞工、其他直接成本及根據一般營運能力計算之相關生產固定開支，惟不包括借貸成本。可變現淨值指日常業務之估計售價減去適用可變銷售開支。

### 2.13 貿易及其他應收賬款

貿易應收賬款為在日常經營活動中就商品銷售或服務執行而應收客戶之款項。如預期於一年或以內（或仍在正常經營週期中，則可延長）收回貿易及其他應收賬款，則該等賬款分類為流動資產；否則，該等賬款呈列為非流動資產。

貿易及其他應收賬款初步按公平值確認，其後則以實際利率法按攤銷成本扣除減值撥備計算。

### 2.14 現金及現金等值項目

現金及現金等值項目包括手頭現金、銀行通知存款、原訂到期日為三個月或以下且易於變現之其他短期投資及銀行透支。銀行透支於資產負債表之流動負債內呈列。

## 2 SUMMARY OF SIGNIFICANT ACCOUNTING POLICIES (CONTINUED)

### 2.15 Share capital

Ordinary shares are classified as equity.

Incremental costs directly attributable to the issue of new shares or options are shown in equity as a deduction, net of tax, from the proceeds.

### 2.16 Trade payables

Trade payables are obligations to pay for goods or services that have been acquired in the ordinary course of business from suppliers. Accounts payable are classified as current liabilities if payment is due within one year or less (or in the normal operating cycle of the business if longer). If not, they are presented as non-current liabilities.

Trade payables are recognised initially at fair value and subsequently measured at amortised cost using the effective interest method.

### 2.17 Borrowings

Borrowings are recognised initially at fair value, net of transaction costs incurred. Borrowings are subsequently stated at amortised cost; any difference between the proceeds (net of transaction costs) and the redemption value is recognised in the consolidated income statement over the period of the borrowings using the effective interest method.

Borrowings are classified as current liabilities unless the Group has an unconditional right to defer settlement of the liability for at least 12 months after the end of the reporting period.

## 2 主要會計政策概要 (續)

### 2.15 股本

普通股分類為股權。

發行新股或購股權直接相關之新增成本，於股權中列作所得款項之扣減（扣除稅項）。

### 2.16 貿易應付賬款

貿易應付賬款為在日常經營活動中向供應商購買商品或服務而應支付的義務。如付款於在一年或以內（或仍在正常經營週期中，則可延長）到期，則應付賬款分類為流動負債；否則，該等賬款呈列為非流動負債。

貿易應付賬款初步按公平值確認，其後以實際利率法按攤銷成本計量。

### 2.17 借貸

借貸扣除所產生之交易成本後初步按公平值確認，其後按攤銷成本列賬；所得款項（扣除交易成本）與贖回價值間之任何差額於借貸期間使用實際利率法於合併利潤表確認。

借貸會分類為流動負債，除非本集團有無條件權利將清償負債之期限遞延至報告期末後最少12個月則作別論。

## 2 SUMMARY OF SIGNIFICANT ACCOUNTING POLICIES (CONTINUED)

### 2.18 Current and deferred income tax

The tax expense for the period comprises current and deferred tax. Tax is recognised in the consolidated income statement, except to the extent that it relates to items recognised in other comprehensive income or directly in equity. In this case the tax is also recognised in other comprehensive income or directly in equity, respectively.

The current income tax charge is calculated on the basis of the tax laws enacted or substantially enacted at the end of reporting period in the countries where the Company and its subsidiaries operate and generate taxable income. Management periodically evaluates positions taken in tax returns with respect to situations in which applicable tax regulation is subject to interpretation. It establishes provisions where appropriate on the basis of amounts expected to be paid to the tax authorities.

Deferred income tax is recognised, using the liability method, on temporary differences arising between the tax bases of assets and liabilities and their carrying amounts in the consolidated financial statements. However, the deferred income tax is not accounted for if it arises from initial recognition of an asset or liability in a transaction other than a business combination that at the time of the transaction affects neither accounting nor taxable profit or loss. Deferred income tax is determined using tax rates (and laws) that have been enacted or substantively enacted by the end of reporting period and are expected to apply when the related deferred income tax asset is realised or the deferred income tax liability is settled.

Deferred income tax assets are recognised only to the extent that it is probable that future taxable profit will be available against which the temporary differences can be utilised.

## 2 主要會計政策概要 (續)

### 2.18 即期及遞延所得稅

期內稅項支出包括即期及遞延稅項。稅項在合併利潤表內確認，但與在其他綜合收益中或直接在股權中確認的項目有關者則除外。在此情況下，稅項亦分別在其他綜合收益或直接在股權中確認。

即期所得稅費用按報告期末在本公司及其附屬公司經營及產生應課稅收入之國家已實施或實質實施之稅務法律計算。管理層就適用稅務法規詮釋所規限之情況定期評估報稅表之狀況，並在適當情況下按預期將向稅務機關支付之款項作出撥備。

公司使用負債法按資產與負債之稅基與其於合併財務報表之賬面值間之暫時差額確認遞延所得稅。然而，倘遞延所得稅因首次確認一項交易（企業合併除外）之資產或負債而產生，而在交易時並不影響會計及應課稅溢利或虧損，則遞延所得稅不會入賬。遞延所得稅按報告期末前已實施或實質實施且預期將於相關遞延所得稅資產變現或遞延所得稅負債清償時適用之稅率（及法例）釐定。

倘可能有未來應課稅溢利可供抵銷暫時差額，則會確認遞延所得稅資產。

## 2 SUMMARY OF SIGNIFICANT ACCOUNTING POLICIES (CONTINUED)

### 2.18 Current and deferred income tax (Continued)

Deferred income tax is provided on temporary differences arising on investments in subsidiaries, except where the timing of the reversal of the temporary difference is controlled by the Group and it is probable that the temporary difference will not reverse in the foreseeable future.

Deferred income tax assets and liabilities are offset when there is a legally enforceable right to offset current tax assets against current tax liabilities and when the deferred income taxes assets and liabilities relate to income taxes levied by the same taxation authority on either the taxable entity or different taxable entities where there is an intention to settle the balances on a net basis.

### 2.19 Employee benefits

#### (a) Pension obligations

Group companies operate various pension schemes. The schemes are generally funded through payments to insurance companies or trustee-administered funds, determined by periodic actuarial calculations. The Group has both defined contribution and defined benefit plans.

#### Defined contribution plans

A defined contribution plan is a pension plan under which the Group pays fixed contributions into a separate entity. The Group has no legal or constructive obligations to pay further contributions if the fund does not hold sufficient assets to pay all employees the benefits relating to employee service in the current and prior periods.

The Group pays contributions to publicly or privately administered pension insurance plans on a mandatory, contractual or voluntary basis. The Group has no further payment obligations once the contributions have been paid. The contributions are recognised as employee benefit expenses when they are due. Prepaid contributions are recognised as an asset to the extent that a cash refund or a reduction in the future payments is available.

## 2 主要會計政策概要 (續)

### 2.18 即期及遞延所得稅 (續)

於附屬公司之投資產生之暫時差額會作出遞延所得稅撥備，惟倘本集團可控制撥回暫時差額之時間，且該暫時差額可能不會在可見將來撥回則除外。

倘有合法執行權利以即期稅項資產抵銷即期稅項負債，以及當遞延所得稅資產和負債涉及由同一稅務機關就應課稅實體或有意以淨額基準結算結餘之不同應課稅實體徵收所得稅，遞延所得稅資產與負債則互相抵銷。

### 2.19 僱員福利

#### (a) 退休金責任

集團旗下公司設有多個退休金計劃。此等計劃一般透過向保險公司或受託管理基金付款而注資，金額按定期精算結果釐定。本集團設有界定供股及界定福利計劃。

#### 界定供款計劃

界定供款計劃是一項本集團向一個獨立實體支付定額供款之退休金計劃。若該基金並無持有足夠資產向所有僱員就其在當期及以往期間之僱員服務支付福利，則本集團亦無法定或推定責任支付額外供款。

本集團以強制性、合約性或自願性方式向公開或私人管理之退休保險計劃供款。本集團作出供款後，即無進一步付款責任。供款在應付時確認為僱員福利開支。預付供款按照現金退款或可扣減未來付款而確認為資產。

## 2 SUMMARY OF SIGNIFICANT ACCOUNTING POLICIES (CONTINUED)

### 2.19 Employee benefits (Continued)

#### (a) Pension obligations (Continued)

##### Defined benefit plans

A defined benefit plan is a pension plan that is not a defined contribution plan. Typically defined benefit plans define an amount of pension benefit that an employee will receive on retirement, usually dependent on one or more factors such as age, years of service and compensation.

The liability recognised in the balance sheet in respect of defined benefit pension plans is the present value of the defined benefit obligation at the end of the reporting period less the fair value of plan assets, together with adjustments for unrecognised past-service costs. The defined benefit obligation is calculated annually by independent actuaries using the projected unit credit method. The present value of the defined benefit obligation is determined by discounting the estimated future cash outflows using interest rates of high-quality corporate bonds that are denominated in the currency in which the benefits will be paid, and that have terms to maturity approximating to the terms of the related pension obligation.

Actuarial gains and losses arising from experience adjustments and changes in actuarial assumptions are charged or credited to equity in other comprehensive income in the period in which they arise.

Past-service costs are recognised immediately in income, unless the changes to the pension plan are conditional on the employees remaining in service for a specified period of time (the vesting period). In this case, the past-service costs are amortised on a straight-line basis over the vesting period.

## 2 主要會計政策概要 (續)

### 2.19 僱員福利 (續)

#### (a) 退休金責任 (續)

##### 界定福利計劃

界定福利計劃乃退休金計劃，並非界定供款計劃。一般而言，界定福利計劃確定僱員在退休時可收取之退休福利金額，一般會視乎年齡、服務年資及薪酬補償等一個或多個因素而定。

在資產負債表內就有關界定福利退休計劃而確認之負債，為報告期末界定福利承擔之現值減計劃資產之公平值，連同就未確認過往服務成本作出之調整。界定福利承擔每年由獨立精算師利用預計單位貸記法計算。界定福利承擔之現值利用將用以支付福利之貨幣為單位計值且到期日與有關退休金責任年期相近之高質素公司債券之利率，將估計未來現金流出額貼現計算。

由經驗調整所產生之精算盈虧及精算假設之變動，於產生之期間自其他綜合收益中之股權中扣除或計入。

過往服務成本即時於收入予以確認，除非對退休金計劃的修改要視乎在某特定期間（歸屬期）仍然維持服務之僱員。在此情況下，過往服務成本按直線法基準於歸屬期內予以攤銷。

## 2 SUMMARY OF SIGNIFICANT ACCOUNTING POLICIES (CONTINUED)

### 2.19 Employee benefits (Continued)

#### (b) Share-based compensation

The Group operates an equity-settled, share-based compensation plan, under which the entity receives services from employees as consideration for equity instruments (options) of the Group. The fair value of the employee services received in exchange for the grant of the options is recognised as an expense. The total amount to be expensed is determined by reference to the fair value of the options granted:

- including any market performance conditions;
- excluding the impact of any service and non-market performance vesting conditions; and
- including the impact of any non-vesting conditions.

Non-market vesting conditions are included in assumptions about the number of options that are expected to vest. The total expense is recognised over the vesting period, which is the period over which all of the specified vesting conditions are to be satisfied. At the end of each reporting period, the Group revises its estimates of the number of options that are expected to vest. It recognises the impact of the revision of original estimates, if any, in the income statement, with a corresponding adjustment to equity.

The cash subscribed for the shares issued when the options are exercised is credited to share capital (nominal value) and share premium, net of any directly attributable transaction costs.

## 2 主要會計政策概要 (續)

### 2.19 僱員福利 (續)

#### (b) 以股份為基礎之補償

本集團設有一項以權益結算、以股份為基礎之補償計劃。據此，實體收取來自僱員之服務作為本集團股本工具（購股權）之代價。僱員就獲授購股權而提供之服務之公平值確認為開支。支銷之總金額參照獲授購股權之公平值釐定：

- 包括任何市場表現條件；
- 不包括任何服務及非市場表現歸屬條件之影響；及
- 包括任何非歸屬條件之影響。

非市場歸屬條件包括在預期歸屬之購股權數目假設內。開支總額在歸屬期內確認，即所有特定歸屬條件得到符合的期間。於各報告期末，本集團修訂其對預期歸屬之購股權數目之估計。本集團在利潤表確認對修訂原本估計（如有）之影響，並對股權作出相應調整。

在購股權獲行使時，認購已發行股份之現金扣除任何直接應佔交易成本後，撥入股本（面值）及股份溢價。

## 2 SUMMARY OF SIGNIFICANT ACCOUNTING POLICIES (CONTINUED)

### 2.20 Provisions

Provisions are recognised when: the Group has a present legal or constructive obligation as a result of past events; it is probable that an outflow of resources will be required to settle the obligation; and the amount has been reliably estimated. Provisions are not recognised for future operating losses.

Where there are a number of similar obligations, the likelihood that an outflow will be required in settlement is determined by considering the class of obligations as a whole. A provision is recognised even if the likelihood of an outflow with respect to any one item included in the same class of obligations may be small.

Provisions are measured at the present value of the expenditures expected to be required to settle the obligation using a pre-tax rate that reflects current market assessments of the time value of money and the risks specific to the obligation. The increase in the provision due to passage of time is recognised as interest expense.

The Group records warranty provision at the time of sale for the estimated costs that will be incurred under its basic limited warranty. The specific warranty terms and conditions vary depending upon the product and the country in which it was sold, but generally includes technical support, repair parts and labour associated with warranty repair and service actions. The period ranges from one to three years. The Group reevaluates its estimates at the end of each reporting period to assess the adequacy of its recorded warranty liabilities and adjusts the amounts as necessary.

## 2 主要會計政策概要 (續)

### 2.20 撥備

當本集團因過往事件須承擔現有法律或推定責任，而解除責任時有可能消耗資源，在能夠可靠地估計責任金額時，須確認撥備。不會因日後經營虧損而確認撥備。

倘有多項同類責任時，會考慮整體責任類別以決定於解除責任時是否需要消耗資源。即使同類責任內任何一個項目消耗資源之可能性不大，仍須確認撥備。

撥備按預期解除責任所涉及開支之現值計量，所使用之稅前利率可反映目前市場對貨幣時間價值及責任特定風險之評估。因時間流逝而令撥備增加會確認為利息支出。

於銷售時，本集團就基本有限度保用將產生之估計成本記錄保用撥備。特定保用條款及條件會因產品及銷售產品國家不同而存有差異，但一般包括技術支援、修理零件以及與保用維修及服務活動有關之勞工，期限介乎一至三年不等。本集團會於各報告期末重估其估計，以確定已記錄保用負債是否充足，並於必要時調整金額。



## 2 SUMMARY OF SIGNIFICANT ACCOUNTING POLICIES (CONTINUED)

### 2.21 Revenue recognition

Revenue comprises the fair value of the consideration received or receivable for the sale of goods and services in the ordinary course of the Group's activities. Revenue is shown, net of value-added tax, returns, rebates and discounts and after eliminating sales within the Group.

The Group recognises revenue when the amount of revenue can be reliably measured, it is probable that future economic benefits will flow to the entity and specific criteria have been met for each of the Group's activities as described below. The Group bases its estimates on historical results, taking into consideration the type of customer, the type of transaction and the specifics of each arrangement.

(a) *Sales of goods*

Sales of goods are recognised when a Group entity has delivered products to the customer, the customer has accepted the products and collectability of the related receivables is reasonably assured.

(b) *Commission income*

Commission income is recognised on an accruals basis in accordance with the substance of relevant agreements.

(c) *Service fee income*

Service fee income is recognised when the respective services are rendered.

(d) *Ticketing and touring income*

Income from tour and travel services and other travel related services are recognised when the services are rendered. Revenue from sale of air tickets are recognised when the tickets are delivered.

## 2 主要會計政策概要 (續)

### 2.21 收益確認

收益包括於本集團日常業務過程中就銷售貨物及提供服務所收取或應收取代價之公平值。收益於扣除增值稅、退貨、回扣及折扣及撇銷本集團內部銷售後呈列。

倘能夠可靠計量收益、未來經濟利益有可能流入有關實體，而本集團下文各活動均符合特定條件，則本集團會確認收益。本集團會根據往績並考慮客戶類別、交易種類及各項安排之特性作出估計。

(a) *銷售貨物*

銷售貨物於集團實體向客戶交付產品，客戶接收產品且可合理確保可收回相關應收賬款時予以確認。

(b) *佣金收益*

佣金收益按相關協議內容以累計基準予以確認。

(c) *服務費收益*

服務費收益在提供有關服務時予以確認。

(d) *票務及旅遊收益*

組團及旅遊服務以及其他旅遊相關服務之收益於提供該等服務時確認。銷售機票之收益於交付機票時確認。

## 2 SUMMARY OF SIGNIFICANT ACCOUNTING POLICIES (CONTINUED)

### 2.21 Revenue recognition (Continued)

(e) *Interest income*

Interest income is recognised on a time-proportion basis using the effective interest method.

(f) *Dividend income*

Dividend income is recognised when the right to receive payment is established.

### 2.22 Leases

(a) *Operating lease*

Leases in which a significant portion of the risks and rewards of ownership are retained by the lessor are classified as operating leases. Payments made under operating leases (net of any incentives received from the lessor) are charged to the consolidated income statement on a straight-line basis over the period of the lease.

(b) *Finance lease*

Leases of assets where the Group has substantially all the risks and rewards of ownership are classified as finance leases. Finance leases are capitalised at the lease's commencement at the lower of the fair value of the leased asset and the present value of the minimum lease payments. Each lease payment is allocated between the liability and finance charges so as to achieve a constant rate on the finance balance outstanding. The corresponding rental obligations, net of finance charges, are included in other short-term and other long-term payables. The interest element of the finance cost is charged to the income statement over the lease period so as to produce a constant periodic rate of interest on the remaining balance of the liability for each period. The property, plant and equipment acquired under finance leases is depreciated over the shorter of the useful life of the asset and the lease term.

## 2 主要會計政策概要(續)

### 2.21 收益確認(續)

(e) *利息收入*

利息收入採用實際利率法按時間比例予以確認。

(f) *股息收益*

股息收益在確定收取股息之權利時予以確認。

### 2.22 租賃

(a) *經營租賃*

凡擁有權之絕大部分風險及回報由出租人保留之租賃，均列作經營租賃。根據經營租賃(扣除出租人給予之任何優惠)作出之付款於租賃期內以直線法於合併利潤表扣除。

(b) *融資租賃*

由本集團承擔及獲取所有權大部分風險及回報之資產租賃均為融資租賃。融資租賃在租賃開始時按租賃資產之公平值與最低租賃付款現值之較低者撥充資本。每期租金均分攤為負債及融資費用，並藉此制定未償還融資餘額之穩定利率。相應租金責任(扣除融資費用)計入其他短期及其他長期應付賬款。融資成本之利息部分會在有關租賃期內於利潤表扣除，並藉此制定各期間負債餘額之穩定定期利率。根據融資租賃購置之物業、廠房及設備按資產之可用年期與租賃期兩者之較短者折舊。

## 2 SUMMARY OF SIGNIFICANT ACCOUNTING POLICIES (CONTINUED)

### 2.23 Financial guarantees

Financial guarantee contracts under which the Group accepts significant risk from a third party by agreeing to compensate that party on the occurrence of a specified uncertain future event are accounted for in a manner similar to insurance contracts. Provisions are recognised when it is probable that the Group has obligations under such guarantees and an outflow of economic resources will be required to settle the obligations.

### 2.24 Dividend distribution

Dividend distribution to the Company's shareholders is recognised as a liability in the Group's financial statements in the period in which the dividends are approved by the Company's shareholders.

## 3 FINANCIAL RISK MANAGEMENT

### 3.1 Financial risk factors

The Group's activities expose it to a variety of financial risks: market risk (including foreign exchange risk, fair value interest rate risk, cash flow interest rate risk), credit risk and liquidity risk. The Group's overall risk management programme focuses on the unpredictability of financial markets and seeks to minimise potential adverse effects on the Group's financial performance. The Group uses derivative financial instruments to hedge its risk exposures on changes in foreign currency exchange rates and interest rates where necessary.

## 2 主要會計政策概要 (續)

### 2.23 財務擔保

本集團透過簽訂財務擔保合約對第三方承擔重大風險，同意當特定不確定未來事項發生時以類似保險合約之方式補償該第三方。當本集團有可能根據該等保證承擔責任並將就清償有關責任而導致經濟資源流出時，則須確認撥備。

### 2.24 股息分派

向本公司股東分派之股息在本公司股東批准該等股息期間之本集團財務報表內確認為負債。

## 3 財務風險管理

### 3.1 財務風險因素

本集團之業務承受多種財務風險：市場風險（包括外匯風險、公平值利率風險及現金流量利率風險）、信貸風險及流動資金風險。本集團之整體風險管理政策集中關注難以預測之金融市場，並致力減低對本集團財務表現造成之潛在不利影響。本集團於必要時使用衍生金融工具對沖其外幣匯率及利率變動之風險。

### 3 FINANCIAL RISK MANAGEMENT (CONTINUED)

#### 3.1 Financial risk factors (Continued)

##### (a) Market risk

###### Foreign exchange risk

As most of the Group's sales in the trading segment are conducted in the same currencies as the corresponding purchase transactions, and foreign exchange contracts are used to hedge exposures where necessary, the monetary assets and liabilities of the Group were substantially hedged against each other and therefore, no significant foreign exchange risk exposure is noted. Sales in the manufacturing segment are mainly denominated in United States dollar and Hong Kong dollar and therefore, no significant foreign exchange risk exposure is noted on these sales transactions. As the Group's manufacturing base is located in the PRC, certain purchases and expenses are denominated in Renminbi. The Group has entered into foreign exchange contracts to hedge part of the exposure.

At 31 December 2011, if Renminbi had strengthened/weakened by 5% (2010: 5%) against Hong Kong dollar, with all the other variables held constant, profit for the year would have been HK\$9,740,000 (2010: HK\$769,000) higher/lower mainly as a result of the net foreign exchange gain/(loss) on Renminbi denominated bank balances, trade receivables and trade payables excluding the impact of the foreign exchange contracts.

### 3 財務風險管理 (續)

#### 3.1 財務風險因素 (續)

##### (a) 市場風險

###### 外匯風險

由於本集團貿易分部多數採用同一貨幣進行銷售及相應採購交易，並於必要時訂立外匯合約對沖風險，本集團之貨幣資產及負債大部分相互對沖，故並無發現重大外匯風險。製造分部之銷售主要以美元及港幣計值，故並無發現有關該等銷售交易之重大外匯風險。由於本集團之製造基地位於中國，故若干採購及開支乃以人民幣計值。本集團已訂立外匯合約以對沖部份風險。

於二零一一年十二月三十一日，倘人民幣兌港幣升值／貶值5%（二零一零年：5%），所有其他變數維持不變，則本年度溢利將增加／減少港幣9,740,000元（二零一零年：港幣769,000元），主要由於以人民幣計值之銀行結餘、貿易應收賬款及貿易應付賬款之匯兌收益／（虧損）淨額（不包括外匯合約之影響）所致。

### 3 FINANCIAL RISK MANAGEMENT (CONTINUED)

#### 3.1 Financial risk factors (Continued)

##### (a) Market risk (Continued)

###### Interest rate risk

Except for the cash and time deposits held at bank, the Group has no significant interest-bearing assets. The Group's income and operating cash flows are substantially independent of changes in market interest rates.

The Group's interest rate risk arises from borrowings. The Group is exposed to cash flow interest rate risk in relation to variable-rate bank borrowings (Note 32). The Group's cash flow interest rate risk is mainly concentrated on the fluctuation of Hong Kong Interbank Offered Rate arising from the Group's HKD borrowings. At 31 December 2011, the Group hedged part of the cashflow interest-rate risk through interest rate swap, which fix the interest rate of certain bank borrowings.

At 31 December 2011, if interest rates on borrowings had been 25 basis points (2010: 25 basis points) higher/lower with all other variables held constant, profit for the year would have been HK\$2,168,000 (2010: HK\$1,498,000) lower/higher, mainly as a result of higher/lower interest expense on floating rate borrowing excluding the impact of the foreign exchange contracts.

### 3 財務風險管理 (續)

#### 3.1 財務風險因素 (續)

##### (a) 市場風險 (續)

###### 利率風險

除存放於銀行之現金及定期存款外，本集團並無重大計息資產。本集團之收入及經營現金流量基本上不受市場利率變動影響。

本集團之利率風險來自借貸。本集團承受浮息銀行借貸相關之現金流量利率風險(附註32)。本集團現金流量利率風險主要集中於本集團港幣借貸產生之香港銀行同業拆息波動。於二零一一年十二月三十一日，本集團透過利率掉期對沖部分現金流量利率風險，固定若干銀行借貸之利率。

於二零一一年十二月三十一日，倘借貸利率增加／減少25個基點(二零一零年：25個基點)，而所有其他變數維持不變，則本年度溢利將會減少／增加港幣2,168,000元(二零一零年：1,498,000元)，主要因浮息借貸之利息支出增加／減少(不包括外匯合約之影響)所致。

### 3 FINANCIAL RISK MANAGEMENT (CONTINUED)

#### 3.1 Financial risk factors (Continued)

##### (b) Credit risk

The credit risk of the Group mainly arises from trade and other receivables and deposits with banks and financial institutions.

In order to minimise the credit risk, management has implemented internal control procedures for determination of credit limits, credit approvals and other monitoring procedures to ensure that follow-up action is taken to recover overdue debts. The Group generally requires customers to pay a certain amount of deposits when orders are made. In addition, the Group reviews the recoverable amount of each individual trade receivables at the end of each reporting period to ensure that adequate allowance on impairment losses are made for irrecoverable amounts.

As at 31 December 2011, 31% (2010: 25%) of the Group's total trade receivables comprises receivables from top five customers.

The Group manages its credit risk by dealing with credit worthy customers. Credit risk is managed by a credit evaluation process which includes assessment and evaluation of existing and potential customers. In addition, for certain export trades, the Group obtains provision of insurance protection against non-payment risks arising from commercial and political event through purchasing insurance from Hong Kong Export Credit Insurance Corporation.

For trading business, to lower the Group's exposure to credit risk, the Group may request 90% deposits and delivery payment from certain of their customers upon delivery of equipments.

### 3 財務風險管理 (續)

#### 3.1 財務風險因素 (續)

##### (b) 信貸風險

本集團之信貸風險主要來自貿易及其他應收賬款以及銀行及金融機構存款。

為盡量減低信貸風險，管理層已就釐定信貸額及信貸批核實行內部監控程序及其他監察程序，以確保採取跟進措施收回逾期債項。本集團通常要求客戶於下發訂單時支付訂金。此外，本集團於各報告期末檢討各項貿易應收賬款之可收回金額，以確保就無法收回款項作出足夠減值虧損撥備。

於二零一一年十二月三十一日，本集團之貿易應收賬款總額之31%（二零一零年：25%）包括五大客戶之應收賬款。

本集團透過與信譽可靠之客戶進行買賣而管理其信貸風險。信貸風險透過信貸評估程序管理，其中包括評價及評估現有及潛在客戶。此外，就若干出口貿易而言，本集團通過向香港出口信用保險局購買保險，而就商業及政治事件所引發之不付款風險獲得保險保障。

就貿易業務而言，為降低本集團的信貸風險，本集團可能要求部分客戶在交付設備時即時支付90%訂金及支付貨款。

### 3 FINANCIAL RISK MANAGEMENT (CONTINUED)

#### 3.1 Financial risk factors (Continued)

##### (b) Credit risk (Continued)

The Group believes that adequate provision for doubtful debts has been made in the consolidated financial statements. To the extent that information is available, management has properly reflected revised estimates of expected future cashflows in their impairment assessment.

The Group has placed its cash in reputable banks. Management does not expect any losses arising from non-performance by these banks.

##### (c) Liquidity risk

To manage the liquidity risk, the Group monitors and maintains a level of cash and cash equivalents deemed adequate by the management to finance the Group's operations and mitigate the effects of fluctuations in cash flows. The management monitors the utilisation of bank borrowings and ensures compliance with loan covenants.

Currently, the Group finances its working capital requirements through a combination of funds generated from operations and bank borrowings. As at 31 December 2011, the Group has available unutilised banking facilities of approximately HK\$1,678,325,000 (2010: HK\$1,361,893,000).

The following table details the Group's remaining contractual maturity for its financial liabilities. For non-derivative financial liabilities, the table has been drawn up based on the undiscounted cash flows of financial liabilities based on the earliest date on which the Group is required to pay. The table includes both interest and principal cash flows.

### 3 財務風險管理 (續)

#### 3.1 財務風險因素 (續)

##### (b) 信貸風險 (續)

本集團相信於合併財務報表中已作充足的呆賬撥備。根據已有的資料，管理層在評估減值時，已適度地反映有關預期未來現金流量的已修訂估計。

本集團之現金存放於信譽良好之銀行。管理層預期不會因該等銀行未能履行責任而蒙受任何虧損。

##### (c) 流動資金風險

為管理流動資金風險，本集團監察及維持管理層視為足以應付本集團業務所需之現金及現金等值項目，並減低現金流量波動影響。管理層監察銀行借貸之運用，確保遵守貸款契諾。

現時，本集團通過業務及銀行借貸所得的資金來滿足其營運資金需求。於二零一一年十二月三十一日，本集團之未提取銀行融資額度約為港幣1,678,325,000元（二零一零年：港幣1,361,893,000元）。

下表詳列本集團之餘下金融負債合約到期日。就非衍生金融負債而言，下表乃按照本集團可能被要求還款之最早日期，以金融負債之非貼現現金流量顯示。下表已載列利息及本金現金流量。

**3 FINANCIAL RISK MANAGEMENT (CONTINUED)****3.1 Financial risk factors (Continued)***(c) Liquidity risk (Continued)***Group 本集團**

	<b>Within</b>			
	<b>1 year</b>	<b>1-2 years</b>	<b>2-5 years</b>	<b>Total</b>
	一年內	一至兩年	兩至五年	總計
	HK\$'000	HK\$'000	HK\$'000	HK\$'000
	港幣千元	港幣千元	港幣千元	港幣千元
At 31 December 2011				
於二零一一年十二月三十一日				
Trade, bills and other payables				
貿易應付賬款、應付票據及其他應付賬款	981,716	–	–	981,716
Bank borrowings (include interests)				
銀行借貸 (包括利息)	1,428,411	–	–	1,428,411
Bank overdrafts (include interests)				
銀行透支 (包括利息)	12,507	–	–	12,507
Obligations under finance leases (include interests)				
融資租賃承擔 (包括利息)	1,283	1,283	2,283	4,849
Derivative financial instruments				
衍生金融工具	10,945	–	–	10,945
	2,434,862	1,283	2,283	2,438,428

At 31 December 2010

於二零一零年十二月三十一日

Trade, bills and other payables				
貿易應付賬款、應付票據及其他應付賬款	916,525	–	–	916,525
Bank borrowings (include interests)				
銀行借貸 (包括利息)	1,289,903	–	–	1,289,903
Bank overdrafts (include interests)				
銀行透支 (包括利息)	12,758	–	–	12,758
Obligations under finance leases (include interests)				
融資租賃承擔 (包括利息)	182	182	–	364
Derivative financial instruments				
衍生金融工具	11,565	–	–	11,565
	2,230,933	182	–	2,231,115



### 3 FINANCIAL RISK MANAGEMENT (CONTINUED)

#### 3.1 Financial risk factors (Continued)

##### (c) Liquidity risk (Continued)

#### Company 本公司

	Within 1 year 一年內 HK\$'000 港幣千元	1-2 years 一至兩年 HK\$'000 港幣千元	2-5 years 兩至五年 HK\$'000 港幣千元	Total 總計 HK\$'000 港幣千元
At 31 December 2011 於二零一一年十二月三十一日				
Other payables 其他應付賬款	1,693	–	–	1,693
Amount due to subsidiaries 應付附屬公司款項	691	–	–	691
	2,384	–	–	2,384
At 31 December 2010 於二零一零年十二月三十一日				
Other payables 其他應付賬款	1,687	–	–	1,687
Amount due to subsidiaries 應付附屬公司款項	3,424	–	–	3,424
	5,111	–	–	5,111

#### 3.2 Capital risk management

The Group's objectives when managing capital are to safeguard its ability to continue as a going concern in order to provide returns for the Company's shareholders and benefits for other stakeholders and to maintain an optimal capital structure to reduce the cost of capital.

In order to maintain or adjust the capital structure, the Group may adjust the amount of dividends paid to shareholders, return capital to shareholders, issue new shares or sell assets to reduce debt.

The Group monitors capital on the basis of the net gearing ratio. This ratio is calculated as net debt divided by total equity. Net debt is calculated as total borrowings (including current and non-current borrowings as shown in the consolidated balance sheet) less short-term time deposits and cash and bank balances.

### 3 財務風險管理 (續)

#### 3.1 財務風險因素 (續)

##### (c) 流動資金風險 (續)

#### 3.2 資本風險管理

本集團管理資本之目標為保障本集團能繼續按持續經營基準經營，為本公司股東提供回報及為其他股權持有人提供利益，以及維持最佳資本架構以減低資金成本。

為維持或調整資本結構，本集團可能會調整派付予股東之股息、向股東歸還資本、發行新股或出售資產減債。

本集團以淨資本負債比率基準監控資本。淨資本負債比率按債務淨額除以股權總額計算。債務淨額按借貸總額（包括合併資產負債表所列之流動及非流動借貸）扣除短期定期存款及現金及銀行結餘後得出。

### 3 FINANCIAL RISK MANAGEMENT (CONTINUED)

#### 3.2 Capital risk management (Continued)

The net gearing ratio at year end is as follows:

	2011 二零一一年 HK\$'000 港幣千元	2010 二零一零年 HK\$'000 港幣千元
Total borrowings (Note 32 and 33) 借貸總額 (附註32及33)	1,442,668	1,299,557
Less: bank balances and cash (Note 28) 減: 銀行結餘及現金 (附註28)	(1,111,369)	(1,083,337)
Net debt 債務淨額	331,299	216,220
Total equity 股權總額	1,441,259	1,395,804
Net gearing ratio 淨資本負債比率	23.0%	15.5%

#### 3.3 Fair value estimation

The carrying value less impairment provision of trade receivables and payables are assumed to approximate their fair values. The fair value of financial liabilities for disclosure purposes is estimated by discounting the future contractual cash flows at the current market interest rate that is available to the Group for similar financial instruments.

Effective 1 January 2010, the Group adopted the amendment to HKFRS 7 for financial instruments that are measured in the balance sheet at fair value, this requires disclosure of fair value measurements by level of the following fair value measurement hierarchy:

- Quoted prices (unadjusted) in active markets for identical assets or liabilities (level 1).
- Inputs other than quoted prices included within level 1 that are observable for the asset or liability, either directly (that is, as prices) or indirectly (that is, derived from prices) (level 2).
- Inputs for the asset or liability that are not based on observable market data (that is, unobservable inputs) (level 3).

The financial instruments that are measured at fair value as at 31 December 2011 as detailed in Note 27 are classified under level 2.

### 3 財務風險管理 (續)

#### 3.2 資本風險管理 (續)

年終之淨資本負債比率如下:

	2011 二零一一年 HK\$'000 港幣千元	2010 二零一零年 HK\$'000 港幣千元
Total borrowings (Note 32 and 33) 借貸總額 (附註32及33)	1,442,668	1,299,557
Less: bank balances and cash (Note 28) 減: 銀行結餘及現金 (附註28)	(1,111,369)	(1,083,337)
Net debt 債務淨額	331,299	216,220
Total equity 股權總額	1,441,259	1,395,804
Net gearing ratio 淨資本負債比率	23.0%	15.5%

#### 3.3 公平值估計

貿易應收賬款及貿易應付賬款之賬面值扣除減值撥備得出之金額假設與其公平值相若。為作披露用途，金融負債公平值按本集團就類似金融工具所得之當前市場利率將日後約定現金流量貼現而估計。

由二零一零年一月一日起，本集團採納香港財務報告準則第7號有關金融工具在資產負債表按公平值計量之修改，其規定按下列公平值計量架構披露公平值計量：

- 相同資產或負債在活躍市場之報價(未經調整)(第1層)。
- 除了第1層所包括之報價外，該資產或負債之可觀察輸入，可為直接(即例如價格)或間接(即源自價格)(第2層)。
- 資產或負債並非依據可觀察市場數據之輸入(即非可觀察輸入)(第3層)。

於二零一一年十二月三十一日按公平值計量之金融工具(如附註27所詳述)被列入第2層。

#### 4 CRITICAL ACCOUNTING ESTIMATES AND JUDGEMENTS

Estimates and judgements are continually evaluated and are based on historical experience and other factors, including expectations of future events that are believed to be reasonable under the circumstances.

The Group makes estimates and assumptions concerning the future. The resulting accounting estimates will, by definition, seldom equal the related actual results. The estimates and assumptions that have a significant risk of causing a material adjustment to the carrying amounts of assets and liabilities within the next financial year are discussed below.

##### (a) Depreciation

The Group's net carrying values of property, plant and equipment as at 31 December 2011 was approximately HK\$604,315,000 (2010: HK\$596,317,000). The Group depreciates the property, plant and equipment on a straight-line basis over the estimated useful lives of 2 to 40 years and after taking into account of their estimated residual value, using the straight-line method, at the rate 2.5% to 50% per annum, commencing from the date the property, plant and equipment are placed into productive use. The estimated useful lives that the Group places the property, plant and equipment into productive use reflects the directors' estimate of the periods that the Group intends to derive future economic benefits from the use of the Group's property, plant and equipment.

##### (b) Estimate impairment loss of trade receivables

The policy for allowance of bad and doubtful debts of the Group is based on the evaluation of collectability and ageing analysis of accounts and on management's judgement. A considerable amount of judgement is required in assessing the ultimate realisation of these receivables, including the current creditworthiness and the past collection history of each customer. If the financial conditions of customers of the Group were to deteriorate, resulting in impairment of their ability to make payments, additional allowances may be required.

#### 4 重大會計估計及判斷

估計及判斷根據過往經驗及其他因素（包括有關情況下相信為合理之未來事件預期）持續評估。

本集團作出有關未來之估計及假設，因定義使然，有關會計估計明顯絕少與相關實際結果相同。下文論述涉及導致對下一個財政年度之資產及負債賬面值作出重大調整之重大風險之估計及假設。

##### (a) 折舊

本集團物業、廠房及設備於二零一一年十二月三十一日之賬面淨值約為港幣604,315,000元（二零一零年：港幣596,317,000元）。本集團按估計可使用年期二至四十年，以直線法將物業、廠房及設備予以折舊。經考慮估計剩餘價值後，本集團由物業、廠房及設備投入生產用途日期開始，以直線法按2.5%至50%之年率予以折舊。本集團物業、廠房及設備投入生產用途之估計可使用年期指董事估計本集團計劃使用其物業、廠房及設備以產生未來經濟利益之期限。

##### (b) 貿易應收賬款之減值虧損估計

本集團之呆壞賬撥備政策乃根據對可收回款項之評估及賬目之賬齡分析以及管理層之判斷而定。評估該等應收賬款之最終變現值時，需要作出大量判斷，包括各客戶目前之信譽及過往收賬經驗。倘本集團客戶之財政狀況惡化導致其還款能力降低，則可能須作額外撥備。

#### 4 CRITICAL ACCOUNTING ESTIMATES AND JUDGEMENTS (CONTINUED)

##### (c) Allowances for inventories

The management of the Group reviews an ageing analysis at the end of reporting period, and makes allowances for obsolete and slow-moving inventory items identified that are no longer suitable for sales. The management estimates the net realisable value for such finished goods based primarily on the latest invoice prices and current market conditions. The Group carries out an inventory review on a product-by-product basis at the end of reporting period and makes allowance for obsolete items.

##### (d) Impairment of investments in subsidiaries, property, plant and equipment, intangible assets and available-for-sale financial assets

Investments in subsidiaries, property, plant and equipment, intangible assets and available-for-sale financial assets are reviewed for impairment whenever events or changes in circumstances indicate that the carrying amount may not be recoverable.

Management judgement is required in the area of asset impairment particularly in assessing: (i) whether an event has occurred that may indicate that the related asset values may not be recoverable; (ii) whether the carrying value of an asset can be supported by the recoverable amount, being the higher of fair value less costs to sell and net present value of future cash flows which are estimated based upon the continued use of the asset in the business. If there is a significant adverse change in the projected performance and resulting future cash flow projections, it may be necessary to take an impairment charge to the income statement.

#### 4 重大會計估計及判斷 (續)

##### (c) 存貨撥備

本集團管理層於報告期末審閱賬齡分析，並就確定為不適合銷售之陳舊及滯銷存貨項目作出撥備。管理層主要根據最近期發票價格及當前市況而估計該等製成品之可變現淨值。本集團於報告期末就每種產品進行存貨審閱及對陳舊項目作出撥備。

##### (d) 於附屬公司之投資、物業、廠房及設備、無形資產以及可供出售金融資產減值

於附屬公司之投資、物業、廠房及設備、無形資產以及可供出售金融資產當有事件或情況變動顯示其賬面值或不能收回時作減值檢討。

當評估是否有資產需減值時，以下情況尤其需要管理層作出判斷：(i) 是否發生事件顯示有關資產價值或不能收回；及(ii)資產之賬面值是否高於其可收回金額，即公平值減銷售成本與根據於營運中持續使用該資產而估計之未來現金流量之淨現值之較高者。倘預測表現及有關未來現金流量預測有重大不利變動，則可能需要於利潤表計入減值費用。

#### 4 CRITICAL ACCOUNTING ESTIMATES AND JUDGEMENTS (CONTINUED)

##### (e) Provision for warranty

Warranty provision is based on the estimated cost of providing warranty services when sale is recognised. Factors that affect the Group's warranty liability includes technical support, repair parts and labour associated with warranty repair and service actions. The period ranges are depending upon the product and the country in which it was sold and the estimation is reviewed on an on-going basis and adjusts the amounts as necessary.

##### (f) Income tax

The Group is subject to income taxes in numerous jurisdictions. Significant judgement is required in determining the provision for income taxes. There are many transactions and calculations for which the ultimate tax determination is uncertain during the ordinary course of business. Where the final tax outcome is different from the amounts that were initially recorded, such differences will impact the income tax and deferred tax provisions in the period in which such determination is made.

Recognition of deferred tax assets, which principally relates to tax losses, depends on the management's expectation of future taxable profit that will be available against which the tax losses can be utilised. The outcome of their actual utilisation may be different.

##### (g) Fair value of derivative financial instruments

The Group makes reference to the banks' valuations to determine the fair value of derivatives which in turn are determined using various valuation techniques, including discounted cash flow models and option pricing models. Judgment is required in the calculation of such valuations. Changes in the underlying assumptions could materially impact profit and loss.

#### 4 重大會計估計及判斷 (續)

##### (e) 保用撥備

保用撥備根據確認銷售時之估計提供保用服務費用計算。影響本集團保用責任之各種因素包括技術支援、修理零件以及與保用維修及服務活動有關之勞工，期限則因產品及銷售產品國家不同而各異，而本集團會持續進行檢討有關估計，並於必要時對金額作出調整。

##### (f) 所得稅

本集團需要在多個司法權區繳納所得稅。在釐定所得稅撥備時，需要作出重大判斷。在日常營運中，有許多交易和計算所涉及的最終稅務釐定都是不確定的。如最終稅務後果與最初記錄的金額不同，此等差額將影響作出此等釐定期間的所得稅和遞延所得稅撥備。

遞延稅項資產的確認主要涉及稅項虧損，並取決於管理層對可用於抵銷可動用稅項虧損之日後須課稅溢利之預期。該等實際利用的結果或有差異。

##### (g) 衍生金融工具之公平值

本集團參考銀行估值釐定衍生金融工具之公平值，而估值則採用多種估值技術（包括已貼現現金流量模式及期權定價模式）釐定。計算上述估值需要作出判斷。相關假設出現變動可能對盈虧產生重大影響。

## 5 REVENUE

Revenue represents the amounts received and receivable for goods sold and services provided by the Group to outside customers, net of return, allowances, discounts and sales related taxes. Revenue/turnover recognised during the year is analysed as follows:

	2011 二零一一年 HK\$'000 港幣千元	2010 二零一零年 HK\$'000 港幣千元
Sales of goods 銷售貨物	5,158,046	5,123,849
Commission income 佣金收益	24,236	11,421
Service fee income 服務費收益	53,245	55,088
Ticketing and touring income 票務及旅遊收益	1,599	1,524
Others 其他	392	238
	<b>5,237,518</b>	<b>5,192,120</b>

## 6 SEGMENT INFORMATION

The Chief Operation Decision-Maker (“CODM”) has been identified as directors of the Company. CODM reviews the Group’s internal reporting in order to assess performance and allocate resources. It has determined the operating segments based on these reports. The Group is currently organised into two operating segments – trading and manufacturing. These segments are the basis on which the Group reports its principal activities information.

Trading	–	trading and distribution of chemicals, materials and equipment used in the manufacturing of printed circuit boards and electronic products
Manufacturing	–	manufacturing of electrical and electronic products

## 5 收益

收益指本集團向外界客戶銷售貨物及提供服務而收取及應收取之款項（扣除退貨、撥備、折扣及銷售相關稅項）。年內已確認收益／營業額之分析如下：

	2011 二零一一年 HK\$'000 港幣千元	2010 二零一零年 HK\$'000 港幣千元
Sales of goods 銷售貨物	5,158,046	5,123,849
Commission income 佣金收益	24,236	11,421
Service fee income 服務費收益	53,245	55,088
Ticketing and touring income 票務及旅遊收益	1,599	1,524
Others 其他	392	238
	<b>5,237,518</b>	<b>5,192,120</b>

## 6 分部資料

主要營運決策者（「主要營運決策者」）獲確認為本公司董事。主要營運決策者審閱本集團之內部報告，以評估業績及分配資源。該等報告是釐定經營分部之依據。本集團現時分為兩個經營分部—貿易及製造。本集團之主要業務資料報告均以此等分部為基礎。

貿易	–	製造印刷電路板及電子產品所使用之化學品、物料及設備之貿易及經銷
製造	–	電器及電子產品之製造

**6 SEGMENT INFORMATION (CONTINUED)**

The segment information for the year ended 31 December 2011 are as follows:

**6 分部資料 (續)**

截至二零一一年十二月三十一日止年度之分部資料如下：

	Trading 貿易 HK\$'000 港幣千元	Manufacturing 製造 HK\$'000 港幣千元	Others 其他 HK\$'000 港幣千元	Eliminations 抵銷 HK\$'000 港幣千元	Consolidated 綜合 HK\$'000 港幣千元
<b>Revenue 收益</b>					
External sales 外部銷售額	2,122,308	3,043,618	71,592	-	5,237,518
Inter-segment sales 分部內銷售額	348,812	2,792	31,499	(383,103)	-
<b>Total 總額</b>	<b>2,471,120</b>	<b>3,046,410</b>	<b>103,091</b>	<b>(383,103)</b>	<b>5,237,518</b>
<b>Results 業績</b>					
Segment results 分部業績	87,815	17,070	(16,539)	-	88,346
Finance income 融資收入	1,474	74,456	10	-	75,940
Finance costs 融資成本	(6,204)	(39,509)	(2,018)	-	(47,731)
	83,085	52,017	(18,547)	-	116,555
Share of results of an associate 所佔一間聯營公司之業績					(978)
Write back of allowance for doubtful debts on amount due from a jointly controlled entity 應收一間共同控制實體款項之呆賬撥備撥回					793
Profit before income tax 除所得稅前溢利					116,370
Income tax expense 所得稅支出					(31,824)
Profit for the year 本年度溢利					84,546

**6 SEGMENT INFORMATION (CONTINUED)**

The segment information for the year ended 31 December 2010 are as follows:

**6 分部資料 (續)**

截至二零一零年十二月三十一日止年度之分部資料如下：

	Trading 貿易 HK\$'000 港幣千元	Manufacturing 製造 HK\$'000 港幣千元	Others 其他 HK\$'000 港幣千元	Eliminations 抵銷 HK\$'000 港幣千元	Consolidated 綜合 HK\$'000 港幣千元
<b>Revenue 收益</b>					
External sales 外部銷售額	2,449,113	2,689,936	53,071	-	5,192,120
Inter-segment sales 分部內銷售額	348,278	2,487	32,494	(383,259)	-
<b>Total 總額</b>	<b>2,797,391</b>	<b>2,692,423</b>	<b>85,565</b>	<b>(383,259)</b>	<b>5,192,120</b>
<b>Results 業績</b>					
Segment results 分部業績	152,123	42,011	(491)	-	193,643
Finance income 融資收入	1,033	20,764	6	-	21,803
Finance costs 融資成本	(3,979)	(17,790)	(631)	-	(22,400)
	149,177	44,985	(1,116)	-	193,046
Share of results of an associate 所佔一間聯營公司之業績					723
Allowance for doubtful debts on amount due from a jointly controlled entity 應收一間共同控制實體款項之呆賬撥備					(291)
Profit before income tax 除所得稅前溢利					193,478
Income tax expense 所得稅支出					(31,783)
Profit for the year 本年度溢利					<u>161,695</u>



**6 SEGMENT INFORMATION (CONTINUED)**

The segment assets and liabilities at 31 December 2011 are as follows:

**6 分部資料 (續)**

於二零一一年十二月三十一日之分部資產與負債如下：

	Trading 貿易 HK\$'000 港幣千元	Manufacturing 製造 HK\$'000 港幣千元	Other 其他 HK\$'000 港幣千元	Consolidated 綜合 HK\$'000 港幣千元
<b>Assets 資產</b>				
Segment assets 分部資產	998,528	2,732,766	151,782	3,883,076
<b>Liabilities 負債</b>				
Segment liabilities 分部負債	493,538	1,862,300	85,979	2,441,817

The segment assets and liabilities at 31 December 2010 are as follows:

於二零一零年十二月三十一日之分部資產與負債如下：

	Trading 貿易 HK\$'000 港幣千元	Manufacturing 製造 HK\$'000 港幣千元	Other 其他 HK\$'000 港幣千元	Consolidated 綜合 HK\$'000 港幣千元
<b>Assets 資產</b>				
Segment assets 分部資產	1,059,199	2,483,756	103,623	3,646,578
<b>Liabilities 負債</b>				
Segment liabilities 分部負債	539,288	1,653,256	58,230	2,250,774

## 6 SEGMENT INFORMATION (CONTINUED)

An analysis of the Group's capital expenditure, depreciation, amortisation, net provision for/(write back of) impairment loss by segment is as follows:

	Trading 貿易 HK\$'000 港幣千元	Manufacturing 製造 HK\$'000 港幣千元	Other 其他 HK\$'000 港幣千元	Consolidated 綜合 HK\$'000 港幣千元
For the year ended 31 December 2011				
截至二零一一年十二月三十一日止年度				
Capital expenditure 資本開支	21,669	31,996	15,200	68,865
Additions of intangible asset 添置無形資產	1,387	–	–	1,387
Depreciation of property, plant and equipment 物業、廠房及設備折舊	13,062	40,106	5,681	58,849
Amortisation of land use rights 土地使用權攤銷	–	361	–	361
Amortisation of intangible asset 無形資產攤銷	1,116	–	–	1,116
Provision for impairment loss on intangible assets 無形資產之減值虧損撥備	4,000	–	–	4,000
Net write back of impairment loss on club membership and debentures 會籍及債券之減值虧損撥回淨額	–	–	(3,112)	(3,112)

For the year ended 31 December 2010

截至二零一零年十二月三十一日止年度

Capital expenditure 資本開支	30,372	29,724	10,550	70,646
Additions of intangible asset 添置無形資產	3,413	–	–	3,413
Depreciation of property, plant and equipment 物業、廠房及設備折舊	12,238	40,857	4,509	57,604
Amortisation of land use rights 土地使用權攤銷	–	361	–	361
Amortisation of intangible asset 無形資產攤銷	1,116	–	–	1,116
Net write back of impairment loss on club membership and debentures 會籍及債券之減值虧損撥回淨額	–	–	(115)	(115)

The Group is domiciled in Hong Kong. Revenue originated from Hong Kong, Mainland China and other countries are HK\$3,761,201,000 (2010: HK\$3,791,653,000), HK\$1,142,588,000 (2010: HK\$837,231,000) and HK\$333,729,000 (2010: HK\$563,236,000), respectively.

The total non-current assets other than intangible assets and deferred tax assets located in Hong Kong and Mainland China and other countries are HK\$66,813,000 (2010: HK\$53,233,000), HK\$539,765,000 (2010: HK\$533,591,000) and HK\$77,236,000 (2010: HK\$72,720,000), respectively.

## 6 分部資料 (續)

本集團按分部劃分之資本開支、折舊、攤銷、減值虧損撥備／(撥回)淨額分析如下：

本集團歸屬於香港。來自香港、中國內地及其他國家之收益分別為港幣3,761,201,000元(二零一零年：港幣3,791,653,000元)、港幣1,142,588,000元(二零一零年：港幣837,231,000元)及港幣333,729,000元(二零一零年：港幣563,236,000元)。

位於香港、中國內地及其他國家之非流動資產總值(不包括無形資產及遞延稅項資產)分別為港幣66,813,000元(二零一零年：港幣53,233,000元)、港幣539,765,000元(二零一零年：港幣533,591,000元)及港幣77,236,000元(二零一零年：港幣72,720,000元)。

**7 OTHER INCOME****7 其他收入**

	2011 二零一一年 HK\$'000 港幣千元	2010 二零一零年 HK\$'000 港幣千元
Dividends from available-for-sale financial assets 可供出售金融資產之股息	612	3,109
Gain on dissolution of a subsidiary (Note 38) 解散一間附屬公司之收益 (附註38)	1,750	1,505
	<b>2,362</b>	<b>4,614</b>

**8 OPERATING PROFIT**

Operating profit is stated after charging/(crediting) the following:

**8 經營溢利**

經營溢利乃經扣除／(計入)下列各項後列賬：

	2011 二零一一年 HK\$'000 港幣千元	2010 二零一零年 HK\$'000 港幣千元
Auditors' remuneration 核數師酬金	3,922	3,661
Net (write-back of)/provision for impairment loss on trade and other receivables 貿易及其他應收賬款之減值虧損(撥回)／撥備淨額	(765)	5,557
Provision for impairment loss on intangible assets 無形資產之減值虧損撥備	4,000	-
Allowance for/(write back of) obsolescence of inventories 陳舊存貨撥備／(撥回)	461	(1,350)
Operating leases rental in respect of land and buildings 土地及樓宇之經營租賃租金	14,587	13,344
Net foreign exchange losses/(gains) 匯兌虧損／(收益)淨額	556	(2,626)
Loss on disposal of property, plant and equipment 出售物業、廠房及設備虧損	1,283	510
Net fair value gain on financial derivatives 金融衍生工具之公平值收益淨額	(1,518)	(5,725)
Net write back of impairment loss on club membership and debentures 會籍及債券之減值虧損撥回淨額	(3,112)	(115)

**9 EMPLOYEE BENEFIT EXPENSES (INCLUDING DIRECTORS' EMOLUMENTS)**

**9 僱員福利開支 (包括董事酬金)**

	2011 二零一一年 HK\$'000 港幣千元	2010 二零一零年 HK\$'000 港幣千元
Salaries, wages, commission and allowances 薪酬、工資、佣金及津貼	538,585	499,832
Pension costs – contributions to defined contribution plans (Note (a)) 退休金成本 – 向界定供款計劃供款 (附註(a))	8,630	6,779
Pension costs – (amortisation)/contributions to defined benefit plans (Note 34) 退休金成本 – 向界定福利計劃 (攤銷) / 供款 (附註34)	(578)	871
Social security costs 社會保障成本	24,685	19,377
	<b>571,322</b>	<b>526,859</b>

92

(a) Where there are employees who leave the defined contribution plans prior to vesting fully in the contributions, the contributions payable by the Group are reduced by the amount of forfeited contributions. The amount of forfeited contributions utilised in this manner during the year was HK\$27,000 (2010: HK\$206,000).

At the end of reporting period, there are no significant forfeited contributions, which arose upon employees leaving the retirement benefits schemes and which are available to reduce the contributions payable by the Group in future years.

The total employer's contribution to the above retirement schemes and other local arrangement charged to the consolidated income statement, net of forfeited contribution amounted to approximately HK\$8,630,000 (2010: HK\$6,779,000).

(a) 倘僱員在供款全數歸屬前退出界定供款計劃，本集團應付供款會扣減被沒收供款，本年度以此方式動用之被沒收供款金額為港幣27,000元（二零一零年：港幣206,000元）。

於報告期末，概無因僱員退出退休福利計劃而產生可供扣減本集團於未來年度應付供款之重大被沒收供款。

僱主對上述退休計劃及其他當地安排之供款總額於合併利潤表內扣除，當中已減去被沒收供款約港幣8,630,000元（二零一零年：港幣6,779,000元）。

## 10 DIRECTORS' AND SENIOR MANAGEMENT'S EMOLUMENTS

### (a) Directors' emoluments

The remuneration of the directors of the Company for the year ended 31 December 2011 is set out below:

Name of director 董事姓名	Fee 袍金 HK\$'000 港幣千元	Salaries, wages, commission and allowances 薪酬、工資、 佣金及津貼 HK\$'000 港幣千元	Performance related incentive payments 表現獎金 HK\$'000 港幣千元	Employer's contribution to pension scheme 退休金計劃之 僱主供款 HK\$'000 港幣千元	Total 總計 HK\$'000 港幣千元
Executive directors 執行董事					
Senta Wong 王忠桐	151	7,756	1,517	314	9,738
Edward Ying Chun Tsui 徐應春	151	3,890	1,152	195	5,388
Byron Shu Chan Ho 何樹燦	151	3,556	1,124	178	5,009
Bengie Man Hang Kwong 鄺敏恆	100	3,590	947	180	4,817
Hamed Hassan EL-ABD	100	2,877	228	119	3,324
Non-executive director 非執行董事					
Andrew Sheu, Hsu Hung Chieh 許宏傑	190	936	791	32	1,949
Independent non-executive directors 獨立非執行董事					
Peter Chung Yin Lee 李仲賢	100	50	-	-	150
John Ho 何約翰	100	50	-	-	150
Philip Wan Chung Tse 謝宏中	100	50	-	-	150
Gene Howard Weiner	100	-	-	-	100
	1,243	22,755	5,759	1,018	30,775

## 10 董事及高級管理層酬金

### (a) 董事酬金

於截至二零一一年十二月三十一日止年度本公司董事之酬金載列如下：

## 10 DIRECTORS' AND SENIOR MANAGEMENT'S EMOLUMENTS (CONTINUED)

### (a) Directors' emoluments (Continued)

The remuneration of the directors of the Company for the year ended 31 December 2010 is set out below:

Name of director 董事姓名	Fee 袍金 HK\$'000 港幣千元	Salaries, wages, commission and allowances 薪酬、工資、 佣金及津貼 HK\$'000 港幣千元	Performance related incentive payments 表現獎金 HK\$'000 港幣千元	Employer's contribution to pension scheme 退休金計劃之 僱主供款 HK\$'000 港幣千元	Total 總計 HK\$'000 港幣千元
Executive directors 執行董事					
Senta Wong 王忠桐	137	7,457	2,344	299	10,237
Edward Ying Chun Tsui 徐應春	137	3,704	1,847	185	5,873
Byron Shu Chan Ho 何樹燦	137	3,386	1,820	169	5,512
Bengie Man Hang Kwong 鄺敏恆	100	3,419	835	171	4,525
Hamed Hassan EL-ABD	100	2,744	651	113	3,608
Non-executive director 非執行董事					
Andrew Sheu, Hsu Hung Chieh 許宏傑	162	914	2,437	29	3,542
Independent non-executive directors 獨立非執行董事					
Peter Chung Yin Lee 李仲賢	100	50	-	-	150
John Ho 何約翰	100	50	-	-	150
Philip Wan Chung Tse 謝宏中	100	50	-	-	150
Gene Howard Weiner	100	-	-	-	100
	1,173	21,774	9,934	966	33,847

None of the directors waived any emoluments during the years ended 31 December 2011 and 2010.

### (b) Five highest paid individuals

The five highest paid individuals in the Group were executive directors of the Company for the years ended 31 December 2011 and 2010 whose emoluments were included in note 10(a).

## 10 董事及高級管理層酬金 (續)

### (a) 董事酬金 (續)

於截至二零一零年十二月三十一日止年度本公司董事之酬金載列如下：

Name of director 董事姓名	Fee 袍金 HK\$'000 港幣千元	Salaries, wages, commission and allowances 薪酬、工資、 佣金及津貼 HK\$'000 港幣千元	Performance related incentive payments 表現獎金 HK\$'000 港幣千元	Employer's contribution to pension scheme 退休金計劃之 僱主供款 HK\$'000 港幣千元	Total 總計 HK\$'000 港幣千元
Executive directors 執行董事					
Senta Wong 王忠桐	137	7,457	2,344	299	10,237
Edward Ying Chun Tsui 徐應春	137	3,704	1,847	185	5,873
Byron Shu Chan Ho 何樹燦	137	3,386	1,820	169	5,512
Bengie Man Hang Kwong 鄺敏恆	100	3,419	835	171	4,525
Hamed Hassan EL-ABD	100	2,744	651	113	3,608
Non-executive director 非執行董事					
Andrew Sheu, Hsu Hung Chieh 許宏傑	162	914	2,437	29	3,542
Independent non-executive directors 獨立非執行董事					
Peter Chung Yin Lee 李仲賢	100	50	-	-	150
John Ho 何約翰	100	50	-	-	150
Philip Wan Chung Tse 謝宏中	100	50	-	-	150
Gene Howard Weiner	100	-	-	-	100
	1,173	21,774	9,934	966	33,847

於截至二零一一年及二零一零年十二月三十一日止年度，概無董事放棄任何酬金。

### (b) 五名最高薪酬人士

本集團截至二零一一年及二零一零年十二月三十一日止年度之五名最高薪酬人士均為本公司執行董事，彼等之薪酬載於附註10(a)。

**11 FINANCE INCOME/(COSTS), NET****(a)****11 融資收入／（成本），淨值****(a)**

	2011 二零一一年 HK\$'000 港幣千元	2010 二零一零年 HK\$'000 港幣千元
Interest income on: 利息收入：		
– bank deposits 銀行存款	28,669	7,919
– others 其他	43	21
Net foreign exchange gain on bank deposits 銀行存款之匯兌收益淨額	47,228	13,863
	<b>75,940</b>	21,803
Interest expense on: 利息支出：		
– bank borrowings and overdrafts wholly repayable within five years 須於五年內悉數償還之銀行借貸及透支	(26,809)	(11,477)
– finance leases wholly repayable within five years 須於五年內悉數償還之融資租賃	(6)	(16)
Fair value loss on foreign exchange forward contracts and interest rate swap 外匯遠期合約及利率掉期之公平值虧損	(20,916)	(10,907)
	<b>(47,731)</b>	(22,400)
<b>Finance income/(costs) – net 融資收入／（成本）–淨值</b>	<b>28,209</b>	<b>(597)</b>

**(b)** During the year, the Group has entered into certain arrangements to mitigate the exposure arising from the strengthening of RMB. These includes USD/HKD denominated bank borrowings, RMB denominated bank deposits, interest rate swap contracts and foreign exchange forward contracts, which are disclosed in notes 27, 28 and 32 to the financial statements.

**(b)** 年內，本集團已訂立若干安排以降低因人民幣升值而產生之風險，包括財務報表附註27、28及32所披露之以美元／港幣計值的銀行借貸、以人民幣計值的銀行存款、利率掉期合約及外匯遠期合約。

**11 FINANCE INCOME/(COSTS), NET (CONTINUED)****(b) (Continued)**

The financial effect of these arrangements, which are included in the above net finance income/(costs) (note 11(a)), are as follows:

	2011 二零一一年 HK\$'000 港幣千元	2010 二零一零年 HK\$'000 港幣千元
Interest income on bank deposits 銀行存款之利息收入	26,820	6,645
Interest expense on bank borrowings 銀行借貸之利息支出	(10,750)	(2,850)
Fair value loss on foreign exchange forward contracts and interest rate swaps 外匯遠期合約及利率掉期之公平值虧損	(20,916)	(10,907)
Net foreign exchange gain on bank deposits 銀行存款之匯兌收益淨額	47,228	13,863
	<b>42,382</b>	<b>6,751</b>

The interest rate swap and foreign exchange forward contracts are stated at its fair value as at 31 December 2011 and the corresponding changes in fair value are recorded in the income statement. The above gain/loss on these contracts does not represent their ultimate gain/loss, which will be determined upon the maturity of these contracts in 2012. There would be a net gain on these foreign exchange forward contracts on maturity dates based on the contracted forward rates and the spot rates at the inception of these contracts.

**11 融資收入／（成本），淨值（續）****(b) (續)**

該等安排之財務影響，包括於上述融資收入／（成本）淨值（附註11(a)）如下：

	2011 二零一一年 HK\$'000 港幣千元	2010 二零一零年 HK\$'000 港幣千元
Interest income on bank deposits 銀行存款之利息收入	26,820	6,645
Interest expense on bank borrowings 銀行借貸之利息支出	(10,750)	(2,850)
Fair value loss on foreign exchange forward contracts and interest rate swaps 外匯遠期合約及利率掉期之公平值虧損	(20,916)	(10,907)
Net foreign exchange gain on bank deposits 銀行存款之匯兌收益淨額	47,228	13,863
	<b>42,382</b>	<b>6,751</b>

於二零一一年十二月三十一日，利率掉期及外匯遠期合約乃以其公平值列賬，而公平值相應變動列入利潤表。上述該等合約之收益／虧損並非其最終收益／虧損，而於該等合約在二零一二年到期後將予釐定。基於該等合約開始時之合約遠期利率及即期利率計算，該等外匯遠期合約於到期日將有淨額收益。



## 12 INCOME TAX EXPENSE

## 12 所得稅支出

	2011 二零一一年 HK\$'000 港幣千元	2010 二零一零年 HK\$'000 港幣千元
Current income tax 即期所得稅		
– Hong Kong profits tax 香港利得稅	864	3,067
– Other jurisdictions including PRC income tax 其他司法權區，包括中國所得稅	23,098	24,390
	23,962	27,457
Under/(over) provision in prior years 過往年度撥備不足／(超額撥備)		
– Hong Kong 香港	(1)	–
– Other jurisdictions including PRC income tax 其他司法權區，包括中國所得稅	78	107
	77	107
Deferred income tax (Note 23) 遞延所得稅 (附註23)	(177)	925
Withholding tax on dividend declared by subsidiaries 就附屬公司已宣派股息之應繳稅項	7,962	3,294
	<b>31,824</b>	<b>31,783</b>

Hong Kong profits tax is calculated at 16.5% (2010: 16.5%) on the estimated assessable profit for the year. The subsidiaries established in the PRC are subject to enterprise income tax rates ranging from 12.5% to 25%. The subsidiaries in Taiwan are subject to corporate income tax rate of 17% (2010: 17%). Taxation arising in other jurisdictions is calculated at the rates prevailing in the relevant jurisdictions.

香港利得稅乃以本年度之估計應課稅溢利按稅率16.5% (二零一零年：16.5%) 計算。於中國成立之附屬公司須按12.5%至25%稅率繳納企業所得稅。台灣之附屬公司須按17% (二零一零年：17%) 稅率繳納公司所得稅。其他司法權區之稅項則按有關司法權區適用之稅率計算。

## 12 INCOME TAX EXPENSE (CONTINUED)

The tax on the Group's profit before income tax differs from the theoretical amount that would arise using the tax rate applicable in Hong Kong to profits of the group companies as follows:

	2011 二零一一年 HK\$'000 港幣千元	2010 二零一零年 HK\$'000 港幣千元
Profit before income tax 除所得稅前溢利	116,370	193,478
Tax at domestic tax rate of 16.5% (2010: 16.5%) 按當地稅率16.5% (二零一零年: 16.5%) 計算之稅項	19,201	31,924
Effect of different tax rate of operation in other jurisdictions 其他司法權區經營業務之不同稅率之影響	3,380	1,981
Tax effect of expenses not deductible for tax purpose 不可扣稅開支之稅務影響	3,941	1,689
Tax effect of income not taxable for tax purpose 毋須課稅收入之稅務影響	(5,364)	(4,207)
Utilisation of tax losses previously not recognised 動用先前未確認之稅項虧損	(1,715)	(4,554)
Tax effect of tax losses not recognised 未確認稅項虧損之稅務影響	8,025	4,054
Recognition of previously unrecognised tax losses 確認先前未確認之稅項虧損	(287)	(248)
Effect of tax exemptions granted to foreign subsidiaries 海外附屬公司所獲稅務寬免之影響	(2,979)	(2,114)
Under provision in prior years 過往年度撥備不足	77	107
Others 其他	(417)	(143)
Withholding tax on dividend declared by subsidiaries 就附屬公司已宣派股息之預扣稅項	7,962	3,294
Income tax expense 所得稅支出	31,824	31,783

## 13 PROFIT ATTRIBUTABLE TO EQUITY HOLDERS OF THE COMPANY

Profit attributable to equity holders of the Company is dealt with in the financial statements of the Company to the extent of HK\$30,646,000 (2010: HK\$29,752,000).

## 12 所得稅支出 (續)

本集團除所得稅前溢利之稅項與集團旗下公司溢利按香港適用稅率計算之理論稅款之差異如下:

## 13 本公司股權持有人應佔溢利

本公司股權持有人應佔溢利於本公司財務報表入賬,金額以港幣30,646,000元(二零一零年:港幣29,752,000元)為限。

## 14 EARNINGS PER SHARE

### (a) Basic

Basic earnings per share is calculated by dividing the profit attributable to equity holders of the Company by the weighted average number of ordinary shares in issue during the year.

	2011 二零一一年	2010 二零一零年
Profit attributable to equity holders of the Company (Hong Kong thousands dollar) 本公司股權持有人應佔溢利 (港幣千元)	75,456	135,102
Weighted average number of ordinary shares in issue (thousands) 已發行普通股加權平均數 (千股)	739,663	739,463
Basic earnings per share (Hong Kong cents per share) 每股基本盈利 (每股港仙)	10.20	18.27

### (b) Diluted

Diluted earnings per share is calculated by adjusting weighted average number of ordinary shares outstanding to assume conversion of all dilutive potential ordinary shares.

	2011 二零一一年	2010 二零一零年
Profit attributable to equity holders of the Company (Hong Kong thousands dollar) 本公司股權持有人應佔溢利 (港幣千元)	75,456	135,102
Weighted average number of ordinary shares in issue (thousands) 已發行普通股加權平均數 (千股)	739,663	739,463
Adjustments for share options (thousands) 就購股權作出調整 (千份)	5,936	4,373
Weighted average number of ordinary shares for diluted earnings per share (thousands) 用以計算每股攤薄盈利之普通股加權平均數 (千股)	745,599	743,836
Diluted earnings per share (Hong Kong cents per share) 每股攤薄盈利 (每股港仙)	10.12	18.16

## 14 每股盈利

### (a) 基本

每股基本盈利乃按本公司股權持有人應佔溢利除以年內已發行普通股加權平均數計算。

### (b) 攤薄

每股攤薄盈利按假設兌換所有潛在攤薄普通股而調整發行在外普通股之加權平均數計算。

## 15 DIVIDENDS

	2011 二零一一年 HK\$'000 港幣千元	2010 二零一零年 HK\$'000 港幣千元
Interim dividend, paid of HK\$0.01 (2010: HK\$0.01) per share 中期股息，已付每股港幣0.01元（二零一零年：港幣0.01元）	7,397	7,395
Final dividend, proposed of HK\$0.01 (2010: HK\$0.02) per share 末期股息，建議每股港幣0.01元（二零一零年：港幣0.02元）	7,397	14,793
	<b>14,794</b>	<b>22,188</b>

## 16 LAND USE RIGHTS

The Group's interests in land use rights represent prepaid operating lease payments held in the PRC under leases of between 10 to 50 years.

## 15 股息

## 16 土地使用權

本集團之土地使用權權益指在中國按年期10至50年之租約持有之預付經營租賃款項。

	2011 二零一一年 HK\$'000 港幣千元	2010 二零一零年 HK\$'000 港幣千元
At 1 January 於一月一日	15,109	15,470
Amortisation 攤銷	(361)	(361)
At 31 December 於十二月三十一日	<b>14,748</b>	<b>15,109</b>

## 17 PROPERTY, PLANT AND EQUIPMENT

## 17 物業、廠房及設備

	Freehold land and buildings in overseas territories and buildings 海外永久業權土地及樓宇 HK\$'000 港幣千元	Medium-term leasehold factory premises in the PRC 中國中期租約廠房 HK\$'000 港幣千元	Machinery and equipment 機器及設備 HK\$'000 港幣千元	Leasehold improvements, furniture and fixtures 租賃物業裝修、傢俬及裝置 HK\$'000 港幣千元	Motor vehicles 汽車 HK\$'000 港幣千元	Moulds 鑄模 HK\$'000 港幣千元	Total 總額 HK\$'000 港幣千元
Net book amount at 1 January 2011 於二零一一年一月一日之賬面淨值							
Exchange translation adjustments 外匯調整	49,118	384,832	125,841	28,877	7,649	-	596,317
Additions 添置	(1,359)	80	1,642	391	101	-	855
Disposals 出售	10,512	6,482	38,339	11,162	2,370	-	68,865
Depreciation 折舊	-	-	(2,650)	(17)	(422)	-	(3,089)
Impairment loss written back 已撥回減值虧損	(643)	(11,781)	(34,561)	(8,877)	(2,987)	-	(58,849)
	216	-	-	-	-	-	216
At 31 December 2011 於二零一一年十二月三十一日	57,844	379,613	128,611	31,536	6,711	-	604,315
Cost 成本	71,389	482,297	559,002	138,624	25,382	4,190	1,280,884
Accumulated depreciation and impairment 累計折舊及減值	(13,545)	(102,684)	(430,391)	(107,088)	(18,671)	(4,190)	(676,569)
Net book amount 賬面淨值	57,844	379,613	128,611	31,536	6,711	-	604,315
Net book amount at 1 January 2010 於二零一零年一月一日之賬面淨值							
Exchange translation adjustments 外匯調整	32,072	403,268	109,377	28,221	6,734	-	579,672
Additions 添置	3,367	(205)	1,542	2	109	-	4,815
Disposals 出售	12,439	10	46,978	7,517	3,702	-	70,646
Depreciation 折舊	-	(465)	(2,170)	(16)	(283)	-	(2,934)
Impairment loss written back 已撥回減值虧損	(482)	(17,776)	(29,886)	(6,847)	(2,613)	-	(57,604)
	1,722	-	-	-	-	-	1,722
At 31 December 2010 於二零一零年十二月三十一日	49,118	384,832	125,841	28,877	7,649	-	596,317
Cost 成本	63,158	475,719	535,233	119,893	28,747	4,190	1,226,940
Accumulated depreciation and impairment 累計折舊及減值	(14,040)	(90,887)	(409,392)	(91,016)	(21,098)	(4,190)	(630,623)
Net book amount 賬面淨值	49,118	384,832	125,841	28,877	7,649	-	596,317

(a) The Group has pledged freehold land and buildings with total net book values of approximately HK\$22,234,000 (2010: HK\$22,478,000) to secure bank overdrafts granted to the Group (Note 32).

(b) Finance leases

Certain property, plant and equipment are held under finance leases. Details of these assets are:

(a) 本集團將賬面淨值合共約港幣22,234,000元(二零一零年:港幣22,478,000元)之永久業權土地及樓宇抵押,作為授予本集團之銀行透支之擔保(附註32)。

(b) 融資租賃

若干物業、廠房及設備乃根據融資租賃持有。該等資產之詳情如下:

	2011 二零一一年 HK\$'000 港幣千元	2010 二零一零年 HK\$'000 港幣千元
Net book value 賬面淨值	4,052	255
Depreciation for the year 本年度折舊	-	255

## 18 INTANGIBLE ASSETS

Intangible assets represent technical know-how acquired by the Group and internally generated product development costs. Movements of the intangible assets during the year are as follows:

	Technical Know-how 技術知識 HK\$'000 港幣千元	Internally generated product development costs 內部產生之 產品開發成本 HK\$'000 港幣千元	Total 總計 HK\$'000 港幣千元
Year ended 31 December 2010 截至二零一零年十二月三十一日止年度			
Opening net book amount 期初賬面淨值	7,159	5,907	13,066
Addition 添置	–	3,413	3,413
Amortisation 攤銷	(1,116)	–	(1,116)
Closing net book amount 期末賬面淨值	6,043	9,320	15,363
At 31 December 2010 於二零一零年十二月三十一日			
Cost 成本	7,810	9,320	17,130
Accumulated amortisation 累計攤銷	(1,767)	–	(1,767)
Net book amount 賬面淨值	6,043	9,320	15,363
Year ended 31 December 2011 截至二零一一年十二月三十一日止年度			
Opening net book amount 期初賬面淨值	6,043	9,320	15,363
Addition 添置	–	1,387	1,387
Amortisation 攤銷	(1,116)	–	(1,116)
Impairment loss 減值虧損	–	(4,000)	(4,000)
Closing net book amount 期末賬面淨值	4,927	6,707	11,634
At 31 December 2011 於二零一一年十二月三十一日			
Cost 成本	7,810	10,707	18,517
Accumulated amortisation and impairment 累計攤銷及減值	(2,883)	(4,000)	(6,883)
Net book amount 賬面淨值	4,927	6,707	11,634

Amortisation of HK\$1,116,000 (2010: HK\$1,116,000) and impairment charge of HK\$4,000,000 (2010: nil) are included in “Depreciation and amortisation” and “Other expenses” respectively in the consolidated income statement.

## 18 無形資產

無形資產指本集團購買之技術知識及內部產生之產品開發成本。年內無形資產之變動如下：

	Technical Know-how 技術知識 HK\$'000 港幣千元	Internally generated product development costs 內部產生之 產品開發成本 HK\$'000 港幣千元	Total 總計 HK\$'000 港幣千元
Year ended 31 December 2010 截至二零一零年十二月三十一日止年度			
Opening net book amount 期初賬面淨值	7,159	5,907	13,066
Addition 添置	–	3,413	3,413
Amortisation 攤銷	(1,116)	–	(1,116)
Closing net book amount 期末賬面淨值	6,043	9,320	15,363
At 31 December 2010 於二零一零年十二月三十一日			
Cost 成本	7,810	9,320	17,130
Accumulated amortisation 累計攤銷	(1,767)	–	(1,767)
Net book amount 賬面淨值	6,043	9,320	15,363
Year ended 31 December 2011 截至二零一一年十二月三十一日止年度			
Opening net book amount 期初賬面淨值	6,043	9,320	15,363
Addition 添置	–	1,387	1,387
Amortisation 攤銷	(1,116)	–	(1,116)
Impairment loss 減值虧損	–	(4,000)	(4,000)
Closing net book amount 期末賬面淨值	4,927	6,707	11,634
At 31 December 2011 於二零一一年十二月三十一日			
Cost 成本	7,810	10,707	18,517
Accumulated amortisation and impairment 累計攤銷及減值	(2,883)	(4,000)	(6,883)
Net book amount 賬面淨值	4,927	6,707	11,634

港幣1,116,000元（二零一零年：港幣1,116,000元）之攤銷及港幣4,000,000元（二零一零年：無）之減值支出分別包括在合併利潤表之「折舊及攤銷」及「其他開支」內。

## 19 INTERESTS IN AN ASSOCIATE

## 19 一間聯營公司之權益

	2011 二零一一年 HK\$'000 港幣千元	2010 二零一零年 HK\$'000 港幣千元
Share of net asset of an unlisted associate 應佔一間非上市聯營公司之資產淨值	2,839	3,942
Amount due from an associate 應收一間聯營公司款項	-	7
Amount due to an associate 應付一間聯營公司款項	(240)	-
	<b>2,599</b>	<b>3,949</b>

Movements of share of net asset attributable to the Group for the year are as follows:

年內本集團之應佔資產淨值變動如下：

	2011 二零一一年 HK\$'000 港幣千元	2010 二零一零年 HK\$'000 港幣千元
Carrying value as at 1 January 於一月一日之賬面值	3,942	2,849
Exchange translation differences 匯兌差額	(125)	370
Share of (loss)/profit 應佔(虧損)/溢利	(978)	723
	<b>2,839</b>	<b>3,942</b>

The amounts due from/(to) an associate are unsecured, interest free and are not repayable within one year. The fair values of the Group's amounts due from/(to) an associate approximate to their carrying amounts of the receivable/payable as at the end of reporting period.

應收/(應付)一間聯營公司款項乃無抵押、免息及無須於一年內償還。本集團應收/(應付)一間聯營公司款項之公平值與該等應收/應付款項於報告期末之賬面值相若。

**19 INTERESTS IN AN ASSOCIATE (CONTINUED)**

As at 31 December 2011, the Group had interests in the following associate:

Name of associate 聯營公司名稱	Form of business structure 企業結構形式	Place of incorporation/ registration/ operation 註冊成立/ 註冊/經營地點	Class of share held 持有股份類別	Effective interest held 所持實際權益	Principal activity 主要業務
建大科技股份有限公司	Incorporated 註冊成立	Taiwan 台灣	Ordinary 普通股	23.6%	Manufacturing of machineries 製造機器

The Group's share of the results of its associate and its aggregated assets and liabilities are as follows:

**19 一間聯營公司之權益 (續)**

於二零一一年十二月三十一日，本集團擁有以下聯營公司之權益：

本集團應佔其聯營公司之業績以及其總資產及負債如下：

	2011 二零一一年 HK\$'000 港幣千元	2010 二零一零年 HK\$'000 港幣千元
Total assets 資產總值	9,478	14,057
Total liabilities 負債總額	(1,368)	(2,794)
Net asset 資產淨值	<b>8,110</b>	11,263
Group's share of net asset of an associate 本集團應佔一間聯營公司資產淨值	<b>2,839</b>	3,942
Revenue 收益	<b>8,534</b>	15,904
(Loss)/profit for the year 本年度(虧損)/溢利	<b>(2,793)</b>	2,066
Group's share of results of an associate for the year 本集團應佔一間聯營公司年內業績	<b>(978)</b>	723



## 20 INTERESTS IN JOINTLY CONTROLLED ENTITIES

## 20 共同控制實體之權益

	2011 二零一一年 HK\$'000 港幣千元	2010 二零一零年 HK\$'000 港幣千元
Share of net assets of unlisted jointly controlled entities 應佔非上市共同控制實體之資產淨值	-	-
Amounts due from jointly controlled entities 應收共同控制實體款項	2,640	2,640
Less: Impairment loss on amount due from a jointly controlled entity 減：應收一間共同控制實體款項之減值虧損	(1,150)	(1,943)
	<b>1,490</b>	<b>697</b>

There is no movement in the share of net assets attributable to the Group during the year (2010: nil).

年內本集團之應佔資產淨值並無變動（二零一零年：無）。

The amounts due from jointly controlled entities are unsecured, interest free and are not repayable within one year. The fair value of the Group's amounts due from jointly controlled entities approximate to their carrying amounts as at the end of reporting period.

應收共同控制實體款項乃無抵押、免息及無須於一年內償還。本集團應收共同控制實體款項之公平值與該應收款項於報告期末之賬面值相若。

As at 31 December 2011, the Group had interests in the following jointly controlled entities:

於二零一一年十二月三十一日，本集團擁有以下共同控制實體之權益：

Name of entity 公司名稱	Form of business structure 企業結構形式	Place of incorporation/ registration/ operation 註冊成立/ 註冊/經營地點	Class of share held 持有股份類別	Proportion of nominal value of issued capital held by the Group 本集團所持已發行股本面值比例	Principal activities 主要業務
Wesi Technology Ltd	Incorporated 註冊成立	Hong Kong 香港	Ordinary 普通股	50%	Semi conductor equipment distribution 分銷半導體設備
微士貿易有限公司	Wholly-owned foreign enterprises 全資外資企業	Taiwan 台灣	Contributed Capital 注資	50%	Semi conductor equipment distribution 分銷半導體設備
微士貿易有限公司	Wholly-owned foreign enterprises 全資外資企業	PRC 中國	Contributed Capital 注資	50%	Semi conductor equipment distribution 分銷半導體設備

## 20 INTERESTS IN JOINTLY CONTROLLED ENTITIES (CONTINUED)

The Group's share of the results of its jointly controlled entities and its aggregated assets and liabilities, are as follows:

## 20 共同控制實體之權益 (續)

本集團應佔其共同控制實體之業績及其總資產及負債如下：

	2011 二零一一年 HK\$'000 港幣千元	2010 二零一零年 HK\$'000 港幣千元
Total assets 資產總值	5,415	2,180
Total liabilities 負債總額	(7,715)	(6,066)
Net liabilities 負債淨值	(2,300)	(3,886)
Group's share of net assets of jointly controlled entities 本集團應佔共同控制實體資產淨值	-	-
Revenue for the year 年內收益	9,216	5,945
Profit/(loss) for the year 年內溢利／(虧損)	1,680	(383)
Group's share of results of jointly controlled entities for the year 本集團應佔共同控制實體年內業績	-	-

**21 INVESTMENT IN SUBSIDIARIES AND AMOUNTS DUE TO SUBSIDIARIES**      **21 附屬公司投資及應付附屬公司款項**

	2011 二零一一年 HK\$'000 港幣千元	2010 二零一零年 HK\$'000 港幣千元
Unlisted shares, at cost 非上市股份·按成本	171,266	171,266
Amounts due from subsidiaries 應收附屬公司款項	241,822	236,198
	<b>413,088</b>	<b>407,464</b>
Amounts due to subsidiaries 應付附屬公司款項	<b>(691)</b>	<b>(3,424)</b>

Particulars of the Group's principal subsidiaries at 31 December 2011 are set out in note 40 to the financial statements.

本集團於二零一一年十二月三十一日之主要附屬公司詳情載於財務報表附註40。

At 31 December 2011, the amounts due from subsidiaries are unsecured, interest-free and the balances are considered as part of the Company's investment in subsidiaries.

於二零一一年十二月三十一日，應收附屬公司款項乃無抵押及免息，而結餘被視為本公司於附屬公司投資之一部分。

At 31 December 2011, the amounts due to subsidiaries are unsecured, interest-free and are repayable on demand.

於二零一一年十二月三十一日，應付附屬公司款項乃無抵押、免息及須按要求償還。

**22 AMOUNT DUE FROM AN INVESTEE COMPANY****22 應收一間受投資公司之款項**

	2011 二零一一年 HK\$'000 港幣千元	2010 二零一零年 HK\$'000 港幣千元
Amount due from an investee company 應收一間受投資公司之款項	3,806	3,806
Less: impairment loss 減：減值虧損	(3,806)	(3,806)
	-	-

The amount is unsecured, interest-free and is not repayable within one year.

該款項乃無抵押、免息及無須於一年內償還。

**23 DEFERRED INCOME TAX**

Deferred income tax assets and liabilities are offset when there is a legally enforceable right to offset current tax assets against current tax liabilities and when the deferred income taxes relate to the same fiscal authority.

**23 遞延所得稅**

當本集團擁有在法律上可執行的權利，將遞延所得稅資產與遞延所得稅負債抵銷，且遞延所得稅屬同一財政機構時，遞延所得稅資產與負債予以抵銷。

	2011 二零一一年 HK\$'000 港幣千元	2010 二零一零年 HK\$'000 港幣千元
Deferred tax assets to be recovered after 12 months 將於12個月後收回之遞延稅項資產	8,906	8,741
Deferred tax liabilities to be settled after 12 months 將於12個月後清償之遞延稅項負債	-	(12)
Deferred tax assets – net 遞延稅項資產 – 淨值	8,906	8,729

## 23 DEFERRED INCOME TAX (CONTINUED)

The movements in deferred tax assets and liabilities during the year, without taking into consideration the offsetting of balances within the same tax jurisdiction, are as follows:

	Accelerated tax depreciation 加速 稅項折舊 HK\$'000 港幣千元	Estimated tax losses 估計 稅項虧損 HK\$'000 港幣千元	Provisions 撥備 HK\$'000 港幣千元	Total 總計 HK\$'000 港幣千元
At 1 January 2010 於二零一零年一月一日	(208)	8,751	1,111	9,654
Credited/(charged) to consolidated income statement 於合併利潤表計入/(扣除)	117	(2,463)	1,421	(925)
At 31 December 2010 and 1 January 2011 於二零一零年十二月三十一日及二零一一年一月一日	(91)	6,288	2,532	8,729
Credited/(charged) to consolidated income statement 於合併利潤表計入/(扣除)	123	(1,346)	1,400	177
At 31 December 2011 於二零一一年十二月三十一日	32	4,942	3,932	8,906

At 31 December 2011, the Group has unused tax losses, for which no deferred tax asset is recognised in the balance sheet, of approximately HK\$178,393,000 (2010: HK\$160,940,000) available for offset against future profits. Included in unused tax losses are losses of approximately HK\$49,797,000 (2010: HK\$56,182,000) that will be expired in 1 to 9 years. Other tax losses can be carried forward indefinitely.

## 23 遞延所得稅 (續)

年內，在並無計及抵銷同一稅務司法權區之結餘之情況下，遞延稅項資產及負債之變動如下：

於二零一一年十二月三十一日，本集團有未動用稅項虧損約港幣178,393,000元（二零一零年：港幣160,940,000元）可用於抵銷未來溢利，惟並無就該等虧損於資產負債表內確認遞延稅項資產。未動用稅項虧損中包括將於一至九年內到期之虧損約港幣49,797,000元（二零一零年：港幣56,182,000元）。其他稅項虧損則可無限期結轉。

## 24 AVAILABLE-FOR-SALE FINANCIAL ASSETS

## 24 可供出售金融資產

	2011 二零一一年 HK\$'000 港幣千元	2010 二零一零年 HK\$'000 港幣千元
Unlisted investments, at cost: 非上市投資，按成本：		
– equity securities (Note (a), (b)) 股本證券（附註(a)、(b)）	29,768	29,459
Less: impairment loss 減：減值虧損	(129)	(129)
	<b>29,639</b>	<b>29,330</b>

Notes:

附註：

- (a) The unlisted equity securities represented investments in private entities incorporated in Taiwan, the British Virgin Islands and Hong Kong.
- (b) As the available-for-sale financial assets do not have quoted market prices and their fair values cannot be reasonably assessed, the available-for-sale financial assets are stated at cost less impairment.
- (c) Available-for-sale financial assets are denominated in the following currencies:

- (a) 非上市股本證券指於台灣、英屬維爾京群島及香港註冊成立之私人公司之投資。
- (b) 由於可供出售金融資產並無市場報價，且公平值無法合理評估，故可供出售金融資產乃按成本扣除減值列賬。
- (c) 可供出售金融資產乃按以下貨幣列值：

	2011 二零一一年 HK\$'000 港幣千元	2010 二零一零年 HK\$'000 港幣千元
Hong Kong dollar 港幣	23,113	23,113
Taiwan dollar 新台幣	6,526	6,217
	<b>29,639</b>	<b>29,330</b>

## 25 INVENTORIES

## 25 存貨

	2011 二零一一年 HK\$'000 港幣千元	2010 二零一零年 HK\$'000 港幣千元
Raw materials and consumables 原材料及消耗品	427,590	359,741
Work in progress 在製品	109,387	87,843
Finished goods 製成品	211,487	236,129
	<b>748,464</b>	<b>683,713</b>

Included in above were raw materials of approximately HK\$3,695,000 (2010: HK\$9,217,000), work in progress of approximately HK\$835,000 (2010: HK\$1,950,000) and finished goods of approximately HK\$23,259,000 (2010: HK\$54,390,000) which are carried at net realisable value.

上述包括原料約港幣3,695,000元(二零一零年:港幣9,217,000元)、在製品約港幣835,000元(二零一零年:港幣1,950,000元)及製成品約港幣23,259,000元(二零一零年:港幣54,390,000元),均以可變現淨值列賬。

## 26 TRADE AND OTHER RECEIVABLES

## 26 貿易及其他應收賬款

	2011 二零一一年 HK\$'000 港幣千元	2010 二零一零年 HK\$'000 港幣千元
Trade receivables – third party 貿易應收賬款—第三方	1,268,812	1,148,971
Less: provision for impairment of receivables 減: 應收賬款減值撥備	(29,824)	(34,017)
	<b>1,238,988</b>	<b>1,114,954</b>
Other receivables 其他應收賬款	12,103	11,538
Total trade and other receivables 貿易及其他應收賬款總額	<b>1,251,091</b>	<b>1,126,492</b>

The Group allows a credit period ranging from 30 days to 180 days to its trade customers. In addition, for certain customers with long-established relationship, a longer credit period is granted.

本集團給予貿易客戶介乎30天至180天之信貸期。此外,就已建立長期關係之若干客戶而言,本集團會給予較長信貸期。

## 26 TRADE AND OTHER RECEIVABLES (CONTINUED)

The ageing analysis of trade receivables net of provision for impairment at the end of reporting period is as follows:

	2011 二零一一年 HK\$'000 港幣千元	2010 二零一零年 HK\$'000 港幣千元
0 to 30 days 0至30天	463,243	469,083
31 to 60 days 31至60天	321,942	286,278
61 to 90 days 61至90天	179,625	181,167
Over 90 days 90天以上	274,178	178,426
	<b>1,238,988</b>	1,114,954

Trade receivables of HK\$1,082,189,000 (2010: HK\$917,139,000) are neither past due nor impaired. Of the remaining HK\$186,623,000 (2010: HK\$231,832,000), trade receivables of HK\$156,799,000 (2010: HK\$197,815,000) were past due but not impaired. These relate to a number of independent customers for whom there is no recent history of default. Provision for impairment of receivable has been provided for the remaining balance of HK\$29,824,000 (2010: HK\$34,017,000). The ageing analysis of past due but not impaired trade receivables is as follows:

	2011 二零一一年 HK\$'000 港幣千元	2010 二零一零年 HK\$'000 港幣千元
Overdue by: 到期:		
0 to 30 days 0至30天	76,555	98,649
31 to 60 days 31至60天	27,254	52,290
61 to 90 days 61至90天	13,255	21,196
Over 90 days 90天以上	39,735	25,680
	<b>156,799</b>	197,815

## 26 貿易及其他應收賬款 (續)

以下為貿易應收賬款(已扣除減值撥備)於報告期末之賬齡分析:

	2011 二零一一年 HK\$'000 港幣千元	2010 二零一零年 HK\$'000 港幣千元
0 to 30 days 0至30天	463,243	469,083
31 to 60 days 31至60天	321,942	286,278
61 to 90 days 61至90天	179,625	181,167
Over 90 days 90天以上	274,178	178,426
	<b>1,238,988</b>	1,114,954

貿易應收賬款港幣1,082,189,000元(二零一零年:港幣917,139,000元)既未逾期亦未減值。餘款港幣186,623,000元(二零一零年:港幣231,832,000元)中,貿易應收賬款港幣156,799,000元(二零一零年:港幣197,815,000元)已逾期但未減值,該等款項與數名近期並無拖欠還款記錄之獨立客戶有關。已就餘款港幣29,824,000元(二零一零年:港幣34,017,000元)計提應收賬款減值撥備。已逾期但未減值之貿易應收賬款賬齡分析如下:

	2011 二零一一年 HK\$'000 港幣千元	2010 二零一零年 HK\$'000 港幣千元
Overdue by: 到期:		
0 to 30 days 0至30天	76,555	98,649
31 to 60 days 31至60天	27,254	52,290
61 to 90 days 61至90天	13,255	21,196
Over 90 days 90天以上	39,735	25,680
	<b>156,799</b>	197,815



## 26 TRADE AND OTHER RECEIVABLES (CONTINUED)

The movements on the provision for impairment of trade receivables are as follows:

	2011 二零一一年 HK\$'000 港幣千元	2010 二零一零年 HK\$'000 港幣千元
At 1 January 於一月一日	34,017	31,450
Provision for impairment of trade receivables 貿易應收賬款減值撥備	20,829	11,946
Write back of provision for impairment of trade receivables 貿易應收賬款減值撥備之撥回	(21,594)	(6,389)
Bad debts written off 壞賬撇銷	(3,428)	(2,990)
At 31 December 於十二月三十一日	<b>29,824</b>	34,017

The other classes within trade and other receivables do not contain impaired assets.

The maximum exposure to credit risk at the reporting date is the fair value of each class of receivable mentioned above. The Group does not hold any collateral as security.

## 26 貿易及其他應收賬款 (續)

貿易應收賬款減值撥備之變動如下：

	2011 二零一一年 HK\$'000 港幣千元	2010 二零一零年 HK\$'000 港幣千元
At 1 January 於一月一日	34,017	31,450
Provision for impairment of trade receivables 貿易應收賬款減值撥備	20,829	11,946
Write back of provision for impairment of trade receivables 貿易應收賬款減值撥備之撥回	(21,594)	(6,389)
Bad debts written off 壞賬撇銷	(3,428)	(2,990)
At 31 December 於十二月三十一日	<b>29,824</b>	34,017

貿易及其他應收賬款中之其他類別不包括已減值資產。

於報告日期之最高信貸風險為上述各類應收賬款之公平值。本集團概無持有任何抵押品作為擔保。

## 27 DERIVATIVE FINANCIAL INSTRUMENTS

As at 31 December 於十二月三十一日

Forward foreign exchange contracts (note (a)) 遠期外匯合約 (附註(a))	4	(10,590)	2,114	(9,503)
Interest-rate swaps (note (b)) 利率掉期 (附註(b))	-	(355)	-	(2,062)

## 27 衍生金融工具

2011 二零一一年		2010 二零一零年	
Assets 資產 HK\$'000 港幣千元	Liabilities 負債 HK\$'000 港幣千元	Assets 資產 HK\$'000 港幣千元	Liabilities 負債 HK\$'000 港幣千元

## 27 DERIVATIVE FINANCIAL INSTRUMENTS (CONTINUED)

Notes

### (a) Forward foreign exchange contracts

As at 31 December 2011 and 2010, the Group had outstanding forward foreign exchange contracts. The notional principal amounts of these outstanding forward exchange contracts at 31 December 2011 and 2010 are as follows:

	2011 二零一一年 HK\$'000 港幣千元	2010 二零一零年 HK\$'000 港幣千元
Sell USD for JPY 賣出美元兌日圓	14,160	23,497
Sell HK\$ for JPY 賣出港幣兌日圓	-	4,677
Sell JPY for HK\$ 賣出日圓兌港幣	-	5,053
Sell USD for EUR 賣出美元兌歐元	-	1,996
Sell JPY for USD 賣出日圓兌美元	2,218	-
Sell RMB for JPY 賣出人民幣兌日圓	24,868	6,802
Sell RMB for USD 賣出人民幣兌美元	580,803	502,194
Sell RMB for HK\$ 賣出人民幣兌港幣	-	233,000
Sell HK\$ for CAD 賣出港幣兌加幣	610	-

### (b) Interest rate swaps

The notional principal amounts of the outstanding interest rate swap contracts at 31 December 2011 and 2010 are as follows:

	2011 二零一一年 HK\$'000 港幣千元	2010 二零一零年 HK\$'000 港幣千元
Pay interest at fixed rates and receive interest at floating rates 按固定利率支付利息及按浮動利率收取利息	575,512	700,412

## 27 衍生金融工具 (續)

附註

### (a) 遠期外匯合約

於二零一一年及二零一零年十二月三十一日，本集團有尚未履行之遠期外匯合約。於二零一一年及二零一零年十二月三十一日，該等尚未履行之遠期外匯合約之名義本金額如下：

	2011 二零一一年 HK\$'000 港幣千元	2010 二零一零年 HK\$'000 港幣千元
Sell USD for JPY 賣出美元兌日圓	14,160	23,497
Sell HK\$ for JPY 賣出港幣兌日圓	-	4,677
Sell JPY for HK\$ 賣出日圓兌港幣	-	5,053
Sell USD for EUR 賣出美元兌歐元	-	1,996
Sell JPY for USD 賣出日圓兌美元	2,218	-
Sell RMB for JPY 賣出人民幣兌日圓	24,868	6,802
Sell RMB for USD 賣出人民幣兌美元	580,803	502,194
Sell RMB for HK\$ 賣出人民幣兌港幣	-	233,000
Sell HK\$ for CAD 賣出港幣兌加幣	610	-

### (b) 利率掉期

於二零一一年及二零一零年十二月三十一日，尚未履行之利率掉期合約之名義本金額如下：

	2011 二零一一年 HK\$'000 港幣千元	2010 二零一零年 HK\$'000 港幣千元
Pay interest at fixed rates and receive interest at floating rates 按固定利率支付利息及按浮動利率收取利息	575,512	700,412

## 28 BANK BALANCES AND CASH

## 28 銀行結餘及現金

	Group 本集團		Company 本公司	
	2011 二零一一年 HK\$'000 港幣千元	2010 二零一零年 HK\$'000 港幣千元	2011 二零一一年 HK\$'000 港幣千元	2010 二零一零年 HK\$'000 港幣千元
Short-term time deposits 短期定期存款	673,854	842,818	-	-
Cash at bank and on hand 銀行及手頭現金	437,515	240,519	347	277
	<b>1,111,369</b>	1,083,337	<b>347</b>	277

As at 31 December 2011, bank balances and cash of HK\$878,590,000 (2010: HK\$829,526,000) are denominated in RMB.

於二零一一年十二月三十一日，銀行結餘及現金港幣878,590,000元（二零一零年：港幣829,526,000元）乃按人民幣計值。

As at 31 December 2011, the weighted average effective interest rate on time deposits was approximately 2.90% (2010: 2.33%) per annum. These deposits had an average maturity period of one year (2010: one year).

於二零一一年十二月三十一日，定期存款之加權平均實際年利率約為2.90厘（二零一零年：2.33厘）。該等存款平均於一年內到期（二零一零年：一年）。

## 29 SHARE CAPITAL

## 29 股本

	2011 二零一一年		2010 二零一零年	
	Number of shares 股份數目	Nominal value 面值 HK\$'000 港幣千元	Number of shares 股份數目	Nominal value 面值 HK\$'000 港幣千元
Ordinary shares of HK\$0.10 each 每股面值港幣0.10元之普通股				
Authorised: 法定股本：				
At 1 January and 31 December 於一月一日及十二月三十一日	1,000,000,000	100,000	1,000,000,000	100,000
Issued and fully paid: 已發行及繳足股本：				
At 1 January 於一月一日	739,519,964	73,952	739,303,964	73,930
Exercise of share options 行使購股權	150,000	15	216,000	22
At 31 December 於十二月三十一日	<b>739,669,964</b>	<b>73,967</b>	739,519,964	73,952

### 30 SHARE OPTION SCHEME

The Company's share option scheme was adopted pursuant to a resolution passed on 30 May 2005 for the primary purpose of providing incentives to directors and eligible employees, and will be expired on 29 May 2015 (the "Scheme"). Under the Scheme, the Board of Directors of the Company may grant options to eligible employees, including directors of the Company and its subsidiaries, to subscribe for shares in the Company.

At 31 December 2011, the number of shares in respect of which options had been granted and remained outstanding under the Scheme was 16,444,000 shares representing 2.22% (2010: 16,744,000 shares representing 2.26%) of the shares of the Company in issue at that date. The total number of shares in respect of which options may be granted under the Scheme is not permitted to exceed 10% of the shares of the Company in issue at any point in time, without prior approval from the Company's shareholders. The number of shares issued and to be issued in respect of which options granted and may be granted to any individual in any one year is not permitted to exceed 1 % of the shares of the Company in issue at any point in time, without prior approval from the Company's shareholders. Options granted to substantial shareholders or independent non-executive directors in excess of 0.1% of the Company's share capital or with a value in excess of HK\$5,000,000 must be approved in advance by the independent non-executive Directors (excluding any independent non-executive Director who is a Grantee).

Options may be exercised after one year of its grant date, and options will vest (i) as to 25% (rounded down to the nearest whole underlying share) on the first anniversary of its date of grant, and (ii) as to the remainder on the second anniversary of its grant date. The exercise price is determined by the directors of the Company, and will not be less than the higher of (i) the closing price of the Company's shares on the date of grant, (ii) the average closing price of the shares for the five business days immediately preceding the date of grant; and (iii) the nominal value of the Company's share.

### 30 購股權計劃

本公司根據於二零零五年五月三十日通過之決議案採納購股權計劃，主要目的為向董事及合資格僱員提供獎勵，並將於二零一五年五月二十九日屆滿（「計劃」）。根據計劃，本公司董事會可向合資格僱員（包括本公司及其附屬公司之董事）授予購股權，以認購本公司股份。

於二零一一年十二月三十一日，根據計劃已授出但尚未行使購股權所涉及之股份數目為16,444,000股，佔本公司於該日已發行股份之2.22%（二零一零年：16,744,000股，佔2.26%）。倘未經本公司股東事先批准，根據計劃可能授出之購股權所涉及之股份總數，不得超過本公司於任何時間已發行股份之10%。倘未經本公司股東事先批准，任何個別人士於任何一年已獲授及可能獲授之購股權所涉及之已發行及將予發行股份數目，不得超過本公司任何時間已發行股份之1%。向主要股東或獨立非執行董事授出購股權時，倘購股權所涉及之股份超出本公司股本之0.1%或價值為港幣5,000,000元以上，則須獲得獨立非執行董事（不包括任何為承授人之獨立非執行董事）事先批准。

購股權可於授出日期後一年行使，並(i)於授出日期起計首個週年日歸屬25%之購股權（下調至最接近相關股份整數）；及(ii)於授出日期起計第二個週年日歸屬餘下之購股權。行使價乃由本公司董事釐定，且不會少於下列三者之較高者：(i)於授出日期本公司股份之收市價；(ii)緊接授出日期前五個營業日股份之平均收市價；及(iii)本公司股份之面值。

**30 SHARE OPTION SCHEME (CONTINUED)**

Movements in the number of share options outstanding and their related weighted average exercise prices are as follows:

	2011 二零一一年		2010 二零一零年	
	Weighted average exercise price 加權平均行使價 HK\$ 港幣	Number of share options 購股權數目	Weighted average exercise price 加權平均行使價 HK\$ 港幣	Number of share options 購股權數目
Beginning of the year 年初	0.5613	16,744,000	0.5613	16,960,000
Exercised 已行使	0.5600	(150,000)	0.5600	(216,000)
Lapsed 已失效	0.5600	(150,000)	-	-
End of the year 年末	0.5613	16,444,000	0.5613	16,744,000

All share options were exercisable as at 31 December 2011 and 2010.

Share options outstanding at 31 December 2011 have the following expiry dates and exercise prices:

Date of expiry 到期日	Exercise price 行使價 HK\$ 港幣	Share options 購股權	
		2011 二零一一年 Number of share options 購股權數目	2010 二零一零年 Number of share options 購股權數目
21 July 2015 二零一五年七月二十一日	0.56	15,716,000	16,016,000
25 September 2015 二零一五年九月二十五日	0.59	728,000	728,000
		16,444,000	16,744,000

**30 購股權計劃 (續)**

尚未行使購股權數目及其相關加權平均行使價之變動如下：

全部購股權於二零一一年及二零一零年十二月三十一日可予行使。

於二零一一年十二月三十一日尚未行使購股權之到期日及行使價如下：

### 30 SHARE OPTION SCHEME (CONTINUED)

The fair values were calculated using the Black-Scholes-Merton Option Pricing Model. The inputs into the model were as follows:

	Date of grant	
	授出日期	
	22 July 2005	26 September 2005
	二零零五年	二零零五年
	七月二十二日	九月二十六日
Closing share price on date of grant 於授出日期之股份收市價	HK\$0.56	HK\$0.58
	港幣0.56元	港幣0.58元
Exercise price 行使價	HK\$0.56	HK\$0.59
	港幣0.56元	港幣0.59元
Risk free rate 無風險利率	3.12% – 3.22%	3.68% – 3.87%
Expected volatility 預期波幅	8.36%	4.22%

Expected volatility was determined by using the historical volatility of the Company's share price over the previous one year before the grant date.

The risk-free interest rate equals to the 12 months fixed deposit rates as quoted by the bank at valuation date for the first 25% share options and equals to the yield of the 2-Year Exchange Fund Notes at valuation date for 75% share options.

The Group did not recognise any expense for the year ended 31 December 2011 (2010: nil) in relation to share options granted by the Company in 2005 which became vested in prior years.

### 30 購股權計劃 (續)

公平值乃採用柏力克-舒爾斯期權定價模式計算。該模式之輸入如下：

	Date of grant	
	授出日期	
	22 July 2005	26 September 2005
	二零零五年	二零零五年
	七月二十二日	九月二十六日
Closing share price on date of grant 於授出日期之股份收市價	HK\$0.56	HK\$0.58
	港幣0.56元	港幣0.58元
Exercise price 行使價	HK\$0.56	HK\$0.59
	港幣0.56元	港幣0.59元
Risk free rate 無風險利率	3.12% – 3.22%	3.68% – 3.87%
Expected volatility 預期波幅	8.36%	4.22%

預期波幅乃以本公司股價與授出日期前一年之歷史波幅比較而釐定。

就首25%購股權而言，無風險利率相等於銀行於估值日期所報之十二個月定期存款息率；就75%購股權而言，無風險利率相等於兩年外匯基金票據於估值日期之收益。

本集團並無確認任何截至二零一一年十二月三十一日止年度有關本公司於二零零五年授出購股權之開支（二零一零年：無）於往年歸屬。

### 31 RESERVES

#### (a) Group – Other reserves

Group	Share premium	Capital redemption reserve	Contributed surplus	Special reserve	Translation reserve	Share option reserve	Total
本集團	股份溢價	股本贖回儲備	實繳盈餘	特別儲備	外匯儲備	購股權儲備	總計
	HK\$'000	HK\$'000	HK\$'000	HK\$'000	HK\$'000	HK\$'000	HK\$'000
	港幣千元	港幣千元	港幣千元	港幣千元	港幣千元	港幣千元	港幣千元
Balance at 1 January 2010 於二零一零年一月一日之結餘	89,546	1,610	26,624	5,008	(1,529)	781	122,040
Currency translation differences 貨幣匯兌差額	-	-	-	-	13,277	-	13,277
Release of exchange reserve upon dissolution of a subsidiary 解散一間附屬公司時解除外匯儲備	-	-	-	-	(1,505)	-	(1,505)
Issue of shares upon exercise of share options 行使購股權時發行股份	99	-	-	-	-	(9)	90
Balance at 31 December 2010 and 1 January 2011 於二零一零年十二月三十一日及二零一一年一月一日之結餘	89,645	1,610	26,624	5,008	10,243	772	133,902
Currency translation differences 貨幣匯兌差額	-	-	-	-	6,606	-	6,606
Release of exchange reserve upon dissolution of a subsidiary 解散一間附屬公司時解除外匯儲備	-	-	-	-	(1,750)	-	(1,750)
Issue of shares upon exercise of share options 行使購股權時發行股份	69	-	-	-	-	(14)	55
Balance at 31 December 2011 於二零一一年十二月三十一日之結餘	89,714	1,610	26,624	5,008	15,099	758	138,813

#### (b) Company – Reserves

Company	Share premium	Capital redemption reserve	Contributed surplus	Share option reserve	Retained earnings	Total
本公司	股份溢價	股本贖回儲備	實繳盈餘	購股權儲備	保留盈利	總計
	HK\$'000	HK\$'000	HK\$'000	HK\$'000	HK\$'000	HK\$'000
	港幣千元	港幣千元	港幣千元	港幣千元	港幣千元	港幣千元
Balance at 1 January 2010 於二零一零年一月一日之結餘	89,546	1,610	77,253	781	137,212	306,402
Profit for the year 年內溢利	-	-	-	-	29,752	29,752
Issue of shares upon exercise of share options 行使購股權時發行股份	99	-	-	(9)	9	99
2010 interim dividend 二零一零年中期股息	-	-	-	-	(7,395)	(7,395)
Balance at 31 December 2010 and 1 January 2011 於二零一零年十二月三十一日及二零一一年一月一日之結餘	89,645	1,610	77,253	772	159,578	328,858
Profit for the year 年內溢利	-	-	-	-	30,646	30,646
Issue of shares upon exercise of share options 行使購股權時發行股份	69	-	-	(14)	14	69
2010 final dividend 二零一零年末期股息	-	-	-	-	(14,793)	(14,793)
2011 interim dividend 二零一一年中期股息	-	-	-	-	(7,397)	(7,397)
Balance at 31 December 2011 於二零一一年十二月三十一日之結餘	89,714	1,610	77,253	758	168,048	337,383

### 31 RESERVES (CONTINUED)

#### (b) Company – Reserves (Continued)

Notes:

- (a) Contributed surplus of the Company arose from a group reorganisation on 26 June 1990. The balance represents the difference between the nominal amount of the Company's shares issued under a scheme of arrangement (the "Scheme") and the consolidated shareholders' funds of Wong's Kong King Holdings Limited as at 26 June 1990 acquired by the Company under the Scheme. Under the Companies Act 1981 of Bermuda (as amended), the contributed surplus is available for distribution to the shareholders.
- (b) The special reserve is the amount of share premium of the Group attributable to subsidiaries.

### 32 BANK BORROWINGS AND OVERDRAFTS

### 31 儲備 (續)

#### (b) 本公司—儲備 (續)

附註：

- (a) 於一九九零年六月二十六日集團重組產生之本公司實繳盈餘。該結餘指本公司根據計劃安排(「該計劃」)之已發行股份面值與本公司根據該計劃於一九九零年六月二十六日收購王氏港建集團有限公司之綜合股東資金之差額。根據百慕達一九八一年公司法(經修訂)，實繳盈餘可供分派予股東。
- (b) 特別儲備指附屬公司應佔本集團股份溢價之款項。

### 32 銀行借貸及透支

120

	2011 二零一一年 HK\$'000 港幣千元	2010 二零一零年 HK\$'000 港幣千元
Bank overdrafts 銀行透支	11,763	11,951
Trust receipts loans 信託收據貸款	50,264	72,722
Other bank borrowings, unsecured 其他無抵押銀行借貸	1,375,972	1,214,535
	<b>1,437,999</b>	<b>1,299,208</b>

The bank borrowings and overdrafts are repayable within one year.

銀行借貸及透支須於一年內償還。

The effective interest rates per annum of the bank borrowings and overdrafts are as follows:

銀行借貸及透支之實際年利率如下：

	2011 二零一一年	2010 二零一零年
Bank overdrafts 銀行透支	6.75%	6.75%
Trust receipts loan and other bank borrowings 信託收據貸款及其他銀行借貸	1.84%	1.13%



## 32 BANK BORROWINGS AND OVERDRAFTS (CONTINUED)

Bank overdrafts are secured by freehold land and buildings with the total net book values of approximately HK\$22,234,000 (2010: HK\$22,478,000) (Note 17).

Trust receipt loans are secured by inventory of HK\$50,264,000 (2010: HK\$72,722,000).

At 31 December 2011, the Company continued to provide corporate guarantees on the banking facilities granted to the Group's subsidiaries. The amount of facilities utilised by the subsidiaries as at 31 December 2011 amounted to HK\$1,515,898,000 (2010: HK\$1,348,440,000).

The Group's bank borrowings and overdrafts are denominated in the following currencies (amounts in original currency):

## 32 銀行借貸及透支 (續)

銀行透支以賬面淨值總額約港幣22,234,000元(二零一零年:港幣22,478,000元)之永久業權土地及樓宇作抵押(附註17)。

信託收據貸款以港幣50,264,000元(二零一零年:港幣72,722,000元)之存貨作抵押。

於二零一一年十二月三十一日,本公司繼續就本集團附屬公司獲授之銀行融資提供公司擔保。於二零一一年十二月三十一日,附屬公司已動用融資額度為港幣1,515,898,000元(二零一零年:港幣1,348,440,000元)。

本集團銀行借貸及透支乃按以下貨幣計值(原幣之金額):

	2011 二零一一年 '000 千元	2010 二零一零年 '000 千元
HKD 港幣	42,712	276,417
RMB 人民幣	52,482	51,000
JPY 日圓	672,801	726,700
USD 美元	161,018	113,361
SGD 新加坡幣	1,963	1,967

## 33 OBLIGATIONS UNDER FINANCE LEASES

## 33 融資租賃承擔

	Minimum lease payments 最低租賃付款		Present value of minimum lease payments 最低租賃付款現值	
	2011 二零一一年 HK\$'000 港幣千元	2010 二零一零年 HK\$'000 港幣千元	2011 二零一一年 HK\$'000 港幣千元	2010 二零一零年 HK\$'000 港幣千元
Amounts payable under finance leases 融資租賃項下應付款項				
Within one year 一年內	1,283	182	1,201	171
Between one to two years 一年至兩年	1,283	182	1,226	178
Between two to five years 兩年至五年	2,283	-	2,242	-
	4,849	364	4,669	349
Less: Future finance charges 減：日後融資費用	(180)	(15)	-	-
Present value of lease obligations 租賃承擔之現值	4,669	349	4,669	349

Less: Amount due for settlement within one year shown under current liabilities 減：列入流動負債於一年內到期結清之款項			(1,201)	(171)
Amount due to for settlement after one year 於一年後到期結清之款項			3,468	178

The Group's obligations under finance leases are secured by the lessor's charge over the leased assets (Note 17).

本集團之融資租賃承擔乃以出租人收取出租資產之費用作擔保（附註17）。

For the year ended 31 December 2011, the average effective borrowing rate was 2.1% per annum (2010: 3.93% per annum).

截至二零一一年十二月三十一日止年度，平均實際借款利率為年息2.1厘（二零一零年：年息3.93厘）。

The Group's finance lease obligations were denominated in the following currencies:

本集團之融資租賃承擔乃按以下貨幣計值：

	2011 二零一一年 HK\$'000 港幣千元	2010 二零一零年 HK\$'000 港幣千元
SGD 新加坡幣	-	349
HKD 港幣	4,669	-
	4,669	349

**34 RETIREMENT BENEFIT ASSETS/  
(OBLIGATIONS)**

**34 退休福利資產／(承擔)**

	2011 二零一一年 HK\$'000 港幣千元	2010 二零一零年 HK\$'000 港幣千元
Retirement benefit assets 退休福利資產		
– Defined benefits plans (Note (a)) 界定福利計劃 (附註(a))	<b>615</b>	–
Retirement benefits obligations 退休福利承擔		
– Defined benefits plans (Note (a)) 界定福利計劃 (附註(a))	<b>(381)</b>	(1,044)

Notes:

附註：

- (a) The Group operates defined benefit plans for qualifying employees of its subsidiaries in Taiwan. The schemes are administrated by independent trustees with their assets held separately from those of the Group. Under the plans, the employees are entitled to a lump sum benefit equal to certain percentage of final salary on attainment of a retirement age of 55. No other post-retirement benefits are provided.

- (a) 本集團為在台灣附屬公司之合資格僱員設立界定福利計劃。該等計劃由獨立信託人管理，其資產與本集團之資產分開持有。根據該等計劃，僱員有權享有一筆數額相等於年滿55歲退休年齡時最終薪金之某一百分比。並無提供其他退休後福利。

The most recent actuarial valuations of plan assets and the present value of the defined benefit assets/(obligations) were carried out at 31 December 2011 by a Taiwan qualified actuary. The present value of the defined benefit assets/(obligations), the related current service cost and past service cost were measured using the projected unit credit method.

計劃資產之最近期精算估值及界定福利資產／(承擔)之現值乃由台灣合資格精算師於二零一一年十二月三十一日進行。界定福利資產／(承擔)之現值、有關當期服務成本及以往服務成本均採用預計單位貸記法計算。

Amounts recognised in the consolidated income statement in respect of these defined benefits plans are as follows:

合併利潤表確認有關上述界定福利計劃之金額如下：

	2011 二零一一年 HK\$'000 港幣千元	2010 二零一零年 HK\$'000 港幣千元
Current service cost 當期服務成本	<b>284</b>	304
Interest cost 利息成本	<b>435</b>	416
Expected loss on plan assets 計劃資產預計虧損	<b>(202)</b>	(217)
Amortisation of net transitional obligations 過渡承擔淨額之攤銷	<b>57</b>	53
Amortisation of gain on defined benefits plans 界定福利計劃收益之攤銷	<b>313</b>	153
Amortisation of past service cost 以往服務成本之攤銷	<b>(1,465)</b>	162
	<b>(578)</b>	871

### 34 RETIREMENT BENEFIT ASSETS/ (OBLIGATIONS) (CONTINUED)

Notes: (Continued)

(a) (Continued)

The charge for the year has been included in employee benefit expenses.

The actual loss on plan assets was approximately HK\$100,000 (2010: HK\$86,000).

The principal assumptions used for the purpose of the actuarial valuations were as follows:

	2011 二零一一年	2010 二零一零年
Discount rate 貼現率	1.6% – 1.8%	2.0%
Expected return on plan assets 計劃資產之預計回報	1.6% – 1.8%	2.0%
Expected rate of salary increases 預計薪金增長幅度	3.5% – 4.0%	3.5% – 4.0%

The amount included in the consolidated balance sheet arising from the Group's assets/(obligations) in respect of its defined benefit retirement plans is as follows:

	2011 二零一一年 HK\$'000 港幣千元	2010 二零一零年 HK\$'000 港幣千元
Present value of funded defined benefit obligations 已撥款之界定福利承擔之現值	(20,675)	(21,953)
Fair value of plan assets 計劃資產之公平值	10,211	9,824
Deficit 虧損	(10,464)	(12,129)
Net actuarial losses not recognised 未確認之精算虧損淨額	9,957	7,875
Past service cost not recognised 未確認之以往服務成本	(103)	2,273
Net transitional obligations not recognised 未確認之過渡承擔淨額	844	937
Net assets/(liabilities) arising from defined benefit obligation 界定福利承擔所產生之資產/(負債)淨值	234	(1,044)

### 34 退休福利資產/(承擔) (續)

附註：(續)

(a) (續)

本年度有關費用已計入僱員福利開支內。

計劃資產之實際虧損約為港幣100,000元(二零一零年：港幣86,000元)。

精算估值所採用之主要假設如下：

	2011 二零一一年	2010 二零一零年
Discount rate 貼現率	1.6% – 1.8%	2.0%
Expected return on plan assets 計劃資產之預計回報	1.6% – 1.8%	2.0%
Expected rate of salary increases 預計薪金增長幅度	3.5% – 4.0%	3.5% – 4.0%

因本集團就其界定退休福利計劃而產生並已計入合併資產負債表之資產/(承擔)金額如下：

	2011 二零一一年 HK\$'000 港幣千元	2010 二零一零年 HK\$'000 港幣千元
Present value of funded defined benefit obligations 已撥款之界定福利承擔之現值	(20,675)	(21,953)
Fair value of plan assets 計劃資產之公平值	10,211	9,824
Deficit 虧損	(10,464)	(12,129)
Net actuarial losses not recognised 未確認之精算虧損淨額	9,957	7,875
Past service cost not recognised 未確認之以往服務成本	(103)	2,273
Net transitional obligations not recognised 未確認之過渡承擔淨額	844	937
Net assets/(liabilities) arising from defined benefit obligation 界定福利承擔所產生之資產/(負債)淨值	234	(1,044)

### 34 RETIREMENT BENEFIT ASSETS/ (OBLIGATIONS) (CONTINUED)

Notes: (Continued)

(a) (Continued)

Movements in the present value of the defined benefit obligations in the current year were as follows:

	2011 二零一一年 HK\$'000 港幣千元	2010 二零一零年 HK\$'000 港幣千元
Opening defined benefit obligation 年初界定福利承擔	(21,953)	(16,200)
Current service cost 當期服務成本	(284)	(304)
Interest cost 利息成本	(435)	(416)
Actuarial gains/(losses) 精算收益／(虧損)	1,102	(3,207)
Exchange differences on foreign plans 境外計劃之換算差額	895	(1,826)
Closing defined benefit obligation 年底界定福利承擔	<b>(20,675)</b>	(21,953)

Movements in the fair value of the plan assets in the current year were as follows:

	2011 二零一一年 HK\$'000 港幣千元	2010 二零一零年 HK\$'000 港幣千元
Opening fair value of plan assets 年初計劃資產之公平值	9,824	8,185
Expected return on plan assets 計劃資產之預計回報	202	217
Actuarial gains 精算收益	(95)	(149)
Exchange differences on foreign plans 境外計劃之換算差額	(397)	911
Contributions from the employer 僱主供款	677	660
Closing fair value of plan assets 年底計劃資產之公平值	<b>10,211</b>	9,824

### 34 退休福利資產／(承擔) (續)

附註：(續)

(a) (續)

本年度界定福利承擔現值之變動如下：

	2011 二零一一年 HK\$'000 港幣千元	2010 二零一零年 HK\$'000 港幣千元
Opening defined benefit obligation 年初界定福利承擔	(21,953)	(16,200)
Current service cost 當期服務成本	(284)	(304)
Interest cost 利息成本	(435)	(416)
Actuarial gains/(losses) 精算收益／(虧損)	1,102	(3,207)
Exchange differences on foreign plans 境外計劃之換算差額	895	(1,826)
Closing defined benefit obligation 年底界定福利承擔	<b>(20,675)</b>	(21,953)

本年度計劃資產公平值之變動如下：

	2011 二零一一年 HK\$'000 港幣千元	2010 二零一零年 HK\$'000 港幣千元
Opening fair value of plan assets 年初計劃資產之公平值	9,824	8,185
Expected return on plan assets 計劃資產之預計回報	202	217
Actuarial gains 精算收益	(95)	(149)
Exchange differences on foreign plans 境外計劃之換算差額	(397)	911
Contributions from the employer 僱主供款	677	660
Closing fair value of plan assets 年底計劃資產之公平值	<b>10,211</b>	9,824

### 34 RETIREMENT BENEFIT ASSETS/ (OBLIGATIONS) (CONTINUED)

Notes: (Continued)

(a) (Continued)

The history of experience adjustments is as follows:

	2011 二零一一年 HK\$'000 港幣千元	2010 二零一零年 HK\$'000 港幣千元	2009 二零零九年 HK\$'000 港幣千元	2008 二零零八年 HK\$'000 港幣千元	2007 二零零七年 HK\$'000 港幣千元
Present value of defined benefit obligation 界定福利承擔之現值	(20,675)	(21,953)	(15,109)	(13,331)	(11,906)
Fair value of plan assets 計劃資產之公平值	10,211	9,824	7,907	6,839	6,311
Deficit 虧損	(10,464)	(12,129)	(7,202)	(6,492)	(5,595)
Experience adjustment on plan liabilities 計劃負債之經驗調整	-	-	-	-	-
Experience adjustment on plan assets 計劃資產之經驗調整	-	-	-	-	-

The Group expects to make a contribution of HK\$698,000 (2010: HK\$679,000) to the defined benefit plans during the next financial year.

### 34 退休福利資產／(承擔) (續)

附註：(續)

(a) (續)

過往經驗之調整如下：

本集團預期在下一財政年度向界定福利計劃供款港幣698,000元(二零一零年：港幣679,000元)。

### 35 TRADE, BILLS AND OTHER PAYABLES

### 35 貿易應付賬款、應付票據及其他應付賬款

	Group 本集團		Company 本公司	
	2011 二零一一年 HK\$'000 港幣千元	2010 二零一零年 HK\$'000 港幣千元	2011 二零一一年 HK\$'000 港幣千元	2010 二零一零年 HK\$'000 港幣千元
Trade payables 貿易應付賬款	669,051	581,287	-	-
Bills payables 應付票據	58,430	75,155	-	-
	727,481	656,442	-	-
Accruals and other payables 應計費用及其他應付賬款	254,235	260,083	1,693	1,687
	981,716	916,525	1,693	1,687

**35 TRADE, BILLS AND OTHER PAYABLES**  
*(CONTINUED)*

The following is an ageing analysis of trade and bills payables at the end of reporting period:

**35 貿易應付賬款、應付票據及其他應付賬款 (續)**

以下為貿易應付賬款及應付票據於報告期末之賬齡分析：

	2011 二零一一年 HK\$'000 港幣千元	2010 二零一零年 HK\$'000 港幣千元
0 to 30 days 0至30天	393,621	377,499
31 to 60 days 31至60天	191,950	158,191
61 to 90 days 61至90天	77,360	88,409
Over 90 days 90天以上	64,550	32,343
	<b>727,481</b>	<b>656,442</b>

**36 NOTES TO THE CONSOLIDATED STATEMENT  
OF CASH FLOWS**

**36 合併現金流量表附註**

**(a) Cash generated from/(used in) operations:**

**(a) 經營業務所得／(所用)現金：**

	2011 二零一一年 HK\$'000 港幣千元	2010 二零一零年 HK\$'000 港幣千元
Profit before income tax 除所得稅前溢利	116,370	193,478
Adjustments for: 經調整下列各項：		
– Interest costs 利息成本	26,815	11,493
– Interest income 利息收入	(28,712)	(7,940)
– Dividends income from available-for-sale financial assets 可供出售金融資產股息收入	(612)	(3,109)
– Gain on dissolution of a subsidiary 解散一間附屬公司之收益	(1,750)	(1,505)
– Depreciation of property, plant and equipment 物業、廠房及設備折舊	58,849	57,604
– Amortisation of land use rights 土地使用權攤銷	361	361
– Amortisation of intangible asset 無形資產攤銷	1,116	1,116
– Provision for impairment loss on intangible assets 無形資產之減值虧損撥備	4,000	–
– Allowance for/(write back of) obsolescence of inventories 陳舊存貨撥備／(撥回)	461	(1,350)
– Loss on disposal of property, plant and equipment 出售物業、廠房及設備之虧損	1,283	510
– Share of results of associates 所佔聯營公司之業績	978	(723)
– Write back of provision for impairment loss on property, plant and equipment 撥回物業、廠房及設備之減值虧損撥備	(216)	(1,722)
– Net (write back of) /provision for impairment loss on trade and other receivables (撥回)／撥備貿易及其他應收賬款之減值虧損淨額	(765)	5,557
– Net write back of impairment loss on club memberships and debentures 撥回會所會籍及債券之減值虧損淨額	(3,112)	(115)
– (Reversal)/provision for impairment loss on amount due from a jointly controlled entity (撥回)／撥備應收一間共同控制實體款項之減值虧損	(793)	291
– Net fair value loss on financial derivatives 金融衍生工具之公平值虧損淨額	1,490	8,187
– Effect of foreign exchange rate changes 匯率變動之影響	2,221	2,262
Changes in working capital: 營運資金變動：	177,984	264,395
– Increase in inventories 存貨增加	(65,212)	(211,602)
– Increase in trade and other receivables 貿易及其他應收賬款增加	(123,834)	(286,617)
– Increase in deposits and prepayments 按金及預付款項增加	(808)	(13,719)
– (Decrease)/increase in net retirement benefit obligations 淨退休福利承擔(減少)／增加	(1,278)	251
– Increase in trade, bills and other payables 貿易應付賬款、應付票據及其他應付賬款增加	65,191	229,985
Cash generated from/(used in) operations 經營業務所得／(所用)現金	52,043	(17,307)



### 36 NOTES TO THE CONSOLIDATED STATEMENT OF CASH FLOWS (CONTINUED)

- (b) In the consolidated statement of cash flows, proceeds from disposal of property, plant and equipment comprise:

	2011 二零一一年 HK\$'000 港幣千元	2010 二零一零年 HK\$'000 港幣千元
Net book amount 賬面淨值	3,089	2,934
Loss on disposal of property, plant and equipment 出售物業、廠房及設備之虧損	(1,283)	(510)
Proceeds from disposal of property, plant and equipment 出售物業、廠房及設備之所得款項	1,806	2,424

### 37 COMMITMENTS

#### (a) Capital commitments

As at 31 December 2011, the Group is committed to make capital contribution to two (2010: two) subsidiaries in the PRC amounted to HK\$6,254,000 (2010: HK\$1,587,000) and acquisition of plant and equipment amounted to HK\$22,121,000 (2010: nil).

#### (b) Operating lease commitments

At the end of reporting period, the Group had commitments for future minimum lease payments under non-cancellable operating leases in respect of the rented premises and plant and machinery which are fall due as follows:

	2011 二零一一年 HK\$'000 港幣千元	2010 二零一零年 HK\$'000 港幣千元
Within one year 一年內	20,204	17,716
In the second to fifth years inclusive 第二至第五年 (包括首尾兩年)	10,046	23,783
	30,250	41,499

### 36 合併現金流量表附註 (續)

- (b) 於合併現金流量表中，出售物業、廠房及設備之所得款項包括：

	2011 二零一一年 HK\$'000 港幣千元	2010 二零一零年 HK\$'000 港幣千元
Net book amount 賬面淨值	3,089	2,934
Loss on disposal of property, plant and equipment 出售物業、廠房及設備之虧損	(1,283)	(510)
Proceeds from disposal of property, plant and equipment 出售物業、廠房及設備之所得款項	1,806	2,424

### 37 承擔

#### (a) 資本承擔

於二零一一年十二月三十一日，本集團承諾向兩間（二零一零年：兩間）中國附屬公司注資港幣6,254,000元（二零一零年：港幣1,587,000元）及購置廠房及設備港幣22,121,000元（二零一零年：無）。

#### (b) 經營租賃承擔

於報告期末，本集團就租賃物業以及廠房及設備之不可撤銷經營租賃項下之未來最低租賃付款到期應付之承擔如下：

### 38 DISSOLUTION OF A SUBSIDIARY

During the year, the Group dissolved its entire interests in the following subsidiary. Details of the net assets of the subsidiary at the date of dissolution are as follows:

### 38 解散一間附屬公司

於年內，本集團解除其於下列附屬公司之全部權益。於解散當日，該附屬公司之資產淨值詳情如下：

	2011 二零一一年	2010 二零一零年
		Technology Kong King Electronic Company Limited 建懋電子科技 (上海)有限公司
	王氏港建貿易 (深圳)有限公司	
	HK\$'000 港幣千元	HK\$'000 港幣千元
Release of exchange reserve upon dissolution of subsidiaries 解散附屬公司時解除外匯儲備	1,750	1,505
Gain on dissolution of a subsidiary 解散一間附屬公司之收益	1,750	1,505

The subsidiary dissolved during the years ended 31 December 2011 and 2010 did not contribute significantly to the revenue, operating results or cash flows of the Group.

於截至二零一一年及二零一零年十二月三十一日止年度，被解散之附屬公司並無對本集團之收益、經營業績或現金流量作出重大貢獻。

### 39 RELATED PARTY TRANSACTIONS

Related parties refer to entities in which the Company has the ability, directly or indirectly, to control the other party or exercise significant influence over the other party in making financial and operating decisions, or directors or officers of the Company and its subsidiaries.

The Group is ultimately controlled by Mr. Senta Wong.

### 39 關連人士交易

關連人士指本公司能直接或間接控制另一方或對該另一方之財務及經營決策發揮重要影響力之實體，或指本公司及其附屬公司之董事或高級人員。

本集團由王忠桐先生最終控制。

### 39 RELATED PARTY TRANSACTIONS (CONTINUED)

(a) During the year, the Group has entered into the following transactions with its related parties:

### 39 關連人士交易 (續)

(a) 於本年度，本集團曾與其關連人士進行下列交易：

	For the year ended 31 December 截至 十二月三十一日止年度		Amount due from/ (to) related parties 應收／(應付) 關連人士之款項	
	2011 二零一一年 HK\$'000 港幣千元	2010 二零一零年 HK\$'000 港幣千元	2011 二零一一年 HK\$'000 港幣千元	2010 二零一零年 HK\$'000 港幣千元
Trade sales (note iii and v) 貿易銷售 (附註iii及v)	88	61	-	13
Ticketing and touring income (note i, v and vi) 票務及差旅收益 (附註i、v及vi)	105	244	-	28
Ticketing and touring income (note ii, v and vi) 票務及差旅收益 (附註ii、v及vi)	61	138	22	27
Commission income (note iv and v) 佣金收益 (附註iv及v)	424	-	342	-
Rental income (note iii and v) 租金收益 (附註iii及v)	202	173	-	14
Trade purchases (note iii and v) 貿易購買 (附註iii及v)	508	2,543	(240)	(7)
Rental expense (note i, iii, v and vi) 租金開支 (附註i、iii、v及vi)	1,009	996	-	-

Notes:

- (i) Related parties are Mr. Senta Wong, his close family members and companies of which Mr. Senta Wong or his close family members are directors.
- (ii) Related parties are Mr. John Ho or Mr. Edward Tsui and their close family members.
- (iii) Related party is THT Technology Company Limited, an associate of the Group in Taiwan.
- (iv) Related party is Wesi Technology Ltd., a jointly controlled entity of the Group.
- (v) The prices of the above transactions were determined with reference to market prices for similar transactions.
- (vi) Included in the above, the ticketing and touring income of HK\$166,000 (2010: HK\$382,000) and rental expense of HK\$996,000 (2010: HK\$996,000) constitute continuing connected transactions under the Listing Rules. These continuing connected transactions are exempted from the reporting, annual review, announcement and independent shareholders' approval requirements under Chapter 14A.33 of the Listing Rules.

附註：

- (i) 關連人士乃王忠桐先生、其近親家族成員及董事為王忠桐先生或其近親家族成員之公司。
- (ii) 關連人士乃何約翰先生或徐應春先生及彼等之近親家族成員。
- (iii) 關連人士乃本集團於台灣之一間聯營公司建大科技股份有限公司。
- (iv) 關連人士乃本集團一間共同控制實體Wesi Technology Ltd.。
- (v) 以上交易之價格乃參照類似交易之市場價格所釐定。
- (vi) 根據上市規則，上述包括之票務及差旅收益港幣166,000元(二零一零年：港幣382,000元)及租金開支港幣996,000元(二零一零年：港幣996,000元)構成持續關連交易，該等持續關連交易根據上市規則第14A.33章獲豁免申報、年度審核、公告及獨立股東批准的要求。

**39 RELATED PARTY TRANSACTIONS (CONTINUED)****(b) Key management remuneration**

The remuneration of key management during the year was as follows:

	2011 二零一一年 HK\$'000 港幣千元	2010 二零一零年 HK\$'000 港幣千元
Salaries, wages, commission and allowances 薪金、工資、佣金及津貼	29,757	32,881
Post-employment benefits 退休福利	1,018	966
	<b>30,775</b>	<b>33,847</b>

The remuneration of key management is determined by the Remuneration Committee having regard to the performance of individuals and market trends.

**39 關連人士交易 (續)****(b) 主要管理人員之酬金**

主要管理人員於年內之酬金如下：

	2011 二零一一年 HK\$'000 港幣千元	2010 二零一零年 HK\$'000 港幣千元
Salaries, wages, commission and allowances 薪金、工資、佣金及津貼	29,757	32,881
Post-employment benefits 退休福利	1,018	966
	<b>30,775</b>	<b>33,847</b>

主要管理人員之酬金乃由薪酬委員會按個別表現及市場走勢釐定。

**40 PARTICULARS OF PRINCIPAL SUBSIDIARIES**

Details of the principal subsidiaries at 31 December 2011 are as follows:

**40 主要附屬公司詳情**

於二零一一年十二月三十一日，主要附屬公司詳情如下：

Name of company 公司名稱	Class of share held 所持股份類別	Place of incorporation/ establishment 註冊成立/ 成立地點	Place of operation 經營地點	Particular of issued share capital/paid up registered capital 已發行股本/ 實繳註冊資本詳情	Attributable equity interest of the Group (%) 本集團應佔股本權益(%)	Principal activities 主要業務
<b>Direct subsidiary</b> 直接附屬公司						
Asean Limited	Ordinary 普通股	British Virgin Islands 英屬維爾京群島	Hong Kong 香港	USD1 1美元	100	Investment holding 投資控股
Brilliant Elite Hong Kong Limited 卓越光像薄膜香港有限公司	Ordinary 普通股	Hong Kong 香港	Hong Kong 香港	HK\$1 港幣1元	100	Investment holding 投資控股
Taiwan Kong King Co., Limited* 台灣港建股份有限公司*	Ordinary 普通股	Taiwan 台灣	Taiwan 台灣	NTD362,888,940 新台幣362,888,940元	67.44	Investment holding and trading 投資控股及貿易
Wong's Kong King Holdings Limited 王氏港建集團有限公司	Ordinary 普通股	Hong Kong 香港	Hong Kong 香港	HK\$47,687,809 港幣47,687,809元	100	Investment holding 投資控股

**40 PARTICULARS OF PRINCIPAL SUBSIDIARIES**  
(CONTINUED)

**40 主要附屬公司詳情 (續)**

Name of company 公司名稱	Class of share held 所持股份類別	Place of incorporation/ establishment 註冊成立/ 成立地點	Place of operation 經營地點	Particular of issued share capital/paid up registered capital 已發行股本/ 實繳註冊資本詳情	Attributable equity interest of the Group (%) 本集團應佔 股本權益(%)	Principal activities 主要業務
<b>Indirect subsidiary</b> 間接附屬公司						
Dongguan Wong's Kong King Electronics Co., Limited <sup>1#</sup> 東莞王氏港建電子有限公司 <sup>1#</sup>	Contributed capital 注資	PRC 中國	PRC 中國	HK\$673,600,000 港幣673,600,000元	100	Manufacturing and selling of electrical and electronic products 製造及銷售電器及電子 產品
東莞卓越光像薄膜有限公司 <sup>1#</sup>	Contributed capital 注資	PRC 中國	PRC 中國	HK\$14,820,000 港幣14,820,000元	100	Manufacturing of film products 製造薄膜產品
Dongguan Nissin Plastic Products Co., Ltd. <sup>1#</sup> 東莞日新塑膠製品有限公司 <sup>1#</sup>	Contributed capital 注資	PRC 中國	PRC 中國	HK\$93,346,618 港幣93,346,618元	100	Manufacturing of plastic products 製造塑膠產品
Grace Year Enterprises Limited 仲年企業有限公司	Ordinary 普通股	Hong Kong 香港	PRC 中國	HK\$2 港幣2元	100	Trading and distribution of plastic products 塑膠產品貿易及經銷
Headway Holdings Limited <sup>2#</sup> 進展控股有限公司 <sup>2#</sup>	Ordinary 普通股	Samoa 薩摩亞	Taiwan 台灣	USD1,100,000 1,100,000美元	67.44	Trading and investment holding 貿易及投資控股
Hiking International Company Limited 建置國際股份有限公司	Ordinary 普通股	Hong Kong 香港	Hong Kong 香港	HK\$7,800,000 港幣7,800,000元	54.63	Investment holding and provision for installation services 投資控股及提供 安裝服務
Hiking Technology (Suzhou) Co., Ltd. <sup>1#</sup> 建置科技(蘇州)有限公司 <sup>1#</sup>	Contributed capital 注資	PRC 中國	PRC 中國	USD1,000,000 1,000,000美元	54.63	Design, producing and testing of electronic components 設計、生產及測試電子 元件
Hong Kong Taiwan Kong King Limited 香港台灣港建有限公司	Ordinary 普通股	Hong Kong 香港	Hong Kong 香港	HK\$26,210,000 港幣26,210,000元	67.44	Trading and distribution of industrial products 貿易及經銷工業產品
Nissin Co., Limited	Ordinary 普通股	British Virgin Islands 英屬維爾京群島	PRC 中國	USD4,500,001 4,500,001美元	100	Investment holding and trading and distribution of plastic products 投資控股、塑膠 產品貿易及經銷

40 PARTICULARS OF PRINCIPAL SUBSIDIARIES  
(CONTINUED)

40 主要附屬公司詳情 (續)

Name of company 公司名稱	Class of share held 所持股份類別	Place of incorporation/ establishment 註冊成立/ 成立地點	Place of operation 經營地點	Particular of issued share capital/paid up registered capital 已發行股本/ 實繳註冊資本詳情	Attributable equity interest of the Group (%) 本集團應佔 股本權益(%)	Principal activities 主要業務
<b>Indirect subsidiary (Continued)</b> 間接附屬公司 (續)						
Speady Snatch Company Limited 達務有限公司	Ordinary 普通股	Hong Kong 香港	Hong Kong 香港	HK\$2 港幣2元	100	Investment holding 投資控股
WKK America (Holdings) Inc.#	Ordinary 普通股	United State of America 美國	United State of America 美國	USD45,000 45,000美元	100	Marketing 市場拓展
WKK Asia Pacific Limited 王氏港建太平洋有限公司	Ordinary 普通股	British Virgin Islands 英屬維爾京群島	Hong Kong 香港	USD1 1美元	100	Investment holding 投資控股
WKK China Limited 王氏港建中國有限公司	Ordinary 普通股	Hong Kong 香港	Hong Kong 香港	HK\$500,000 港幣500,000元	100	Trading, distribution and installation of turnkey production facilities 貿易、經銷及安裝全套 包辦式生產設備
WKK Distribution Limited 王氏港建經銷有限公司	Ordinary 普通股	Hong Kong 香港	Hong Kong 香港	HK\$1,000,000 港幣1,000,000元	100	Investment holding 投資控股
WKK Electronic Equipment Limited 王氏港建電子設備有限公司	Ordinary 普通股	Hong Kong 香港	Hong Kong 香港	HK\$2 港幣2元	100	Trading and distribution 貿易及經銷
WKK Engineering Service Limited 王氏港建機器維修服務有限公司	Ordinary 普通股	Hong Kong 香港	Hong Kong 香港	HK\$2,000 港幣2,000元	100	Provision of engineering services 提供工程維修服務
WKK Japan Limited#	Ordinary 普通股	Japan 日本	Japan 日本	JPY50,000,000 50,000,000日圓	100	Marketing 市場拓展
Wong's Kong King (Singapore) Pte. Limited#	Ordinary 普通股	Singapore 新加坡	Singapore 新加坡	SGD1,000,000 坡幣1,000,000元	100	Trading and distribution in electronics components and printed circuit boards and other related products 電子零件及印刷電路板 及其他有關產品貿易 及經銷
WKK PCB Trading Limited 王氏港建電路板貿易有限公司	Ordinary 普通股	Hong Kong 香港	Hong Kong 香港	HK\$2 港幣2元	100	Trading and distribution 貿易及經銷

40 PARTICULARS OF PRINCIPAL SUBSIDIARIES  
(CONTINUED)

40 主要附屬公司詳情 (續)

Name of company 公司名稱	Class of share held 所持股份類別	Place of incorporation/ establishment 註冊成立/ 成立地點	Place of operation 經營地點	Particular of issued share capital/paid up registered capital 已發行股本/ 實繳註冊資本詳情	Attributable equity interest of the Group (%) 本集團應佔 股本權益(%)	Principal activities 主要業務
<b>Indirect subsidiary (Continued)</b> 間接附屬公司 (續)						
WKK Technology Limited 王氏港建科技有限公司	Ordinary 普通股	Hong Kong 香港	Hong Kong 香港	HK\$500,000 港幣500,000元	100	Manufacturing and selling of electrical and electronic products 製造及銷售電器及 電子產品
WKK (Thailand) Limited <sup>#</sup>	Ordinary 普通股	Thailand 泰國	Thailand 泰國	Common shares THB2,450,000 普通股 泰銖2,450,000 Preference shares THB2,550,000 優先股 泰銖2,550,000	100	Trading and distribution of industrial products 貿易及經銷工業產品
WKK Travel Limited 王氏港建旅遊有限公司	Ordinary 普通股	Hong Kong 香港	Hong Kong 香港	HK\$4,600,000 港幣4,600,000元	100	Travel ticketing 旅遊票務
Won King Limited 旺中旺有限公司	Ordinary 普通股	Hong Kong 香港	Hong Kong 香港	HK\$1 港幣1元	100	Investment holding 投資控股
3 Kings Holding Limited 三皇集團有限公司	Ordinary 普通股	Hong Kong 香港	Hong Kong 香港	HK\$25,575,000 港幣25,575,000元	85.04	Manufacturing, general trading and hospital management 製造、一般貿易及醫院 管理
港建日置股份有限公司 <sup>#</sup>	Ordinary 普通股	Taiwan 台灣	Taiwan 台灣	NTD62,370,000 新台幣62,370,000元	57.32	Manufacturing of industrial products 製造工業產品
王氏港建科技設備(深圳) 有限公司 <sup>#</sup>	Contributed capital 注資	PRC 中國	PRC 中國	HK\$10,000,000 港幣10,000,000元	100	Trading and distribution in printed circuit boards and semi-conductors equipment 印刷電路板及半導體 設備貿易及經銷
王氏港建科技設備(成都) 有限公司 <sup>#</sup>	Contributed capital 注資	PRC 中國	PRC 中國	HK\$1,000,000 港幣1,000,000元	100	Trading and distribution in printed circuit boards and semi-conductors equipment 印刷電路板及半導體 設備貿易及經銷

40 PARTICULARS OF PRINCIPAL SUBSIDIARIES  
(CONTINUED)

40 主要附屬公司詳情 (續)

Name of company 公司名稱	Class of share held 所持股份類別	Place of incorporation/ establishment 註冊成立/ 成立地點	Place of operation 經營地點	Particular of issued share capital/paid up registered capital 已發行股本/ 實繳註冊資本詳情	Attributable equity interest of the Group (%) 本集團應佔 股本權益(%)	Principal activities 主要業務
<b>Indirect subsidiary (Continued)</b> 間接附屬公司 (續)						
港建科技(蘇州)有限公司 <sup>#</sup>	Contributed capital 注資	PRC 中國	PRC 中國	USD2,500,000 2,500,000美元	67.44	Trading and distribution of industrial products 貿易及經銷工業產品
王氏港建貿易(上海)有限公司 <sup>#</sup>	Contributed capital 注資	PRC 中國	PRC 中國	USD880,000 880,000美元	100	Trading and distribution in printed circuit boards and semi-conductors equipment 印刷電路板及半導體 設備貿易及經銷
王氏港建(上海)設備維修服務 有限公司 <sup>#</sup>	Contributed capital 注資	PRC 中國	PRC 中國	USD310,000 310,000美元	100	Provision of maintenance and after sales services 提供維修及售後服務
東莞王氏港建機械有限公司 <sup>#</sup>	Contributed capital 注資	PRC 中國	PRC 中國	USD1,410,000 1,410,000美元	100	Manufacturing, trading and distribution of industrial products 製造、貿易及經銷工業 產品

<sup>1</sup> Company registered as wholly-owned foreign enterprises under PRC law.

<sup>#</sup> Companies not audited by PricewaterhouseCoopers.

The above table lists the subsidiaries of the Group which, in the opinion of the directors, principally affected the results or assets of the Group.

None of the subsidiaries had issued any debt securities subsisting at the end of the year or any time during the year.

<sup>1</sup> 根據中國法律註冊成為全資外資企業之公司。

<sup>#</sup> 非由羅兵咸永道會計師事務所審核之公司。

上表載列董事認為對本集團之業績或資產有重要影響之本集團附屬公司。

附屬公司於年結日或年內任何時間概無存續尚未償還債務證券。



