

耀才證券

BRIGHT SMART SECURITIES

耀才證券金融集團有限公司
Bright Smart Securities &
Commodities Group Limited

(於開曼群島註冊成立之有限公司)

(Incorporated in the Cayman Islands with limited liability)

股份代號 Stock Code: 1428



耀才金業

來耀才買賣黃金
令你安全又放心

Bright Smart Bullion –
Safe, Secure and Reliable

2013/14 中期報告
Interim Report

Contents

目錄

Corporate Information	公司資料	2
Management Discussion and Analysis	管理層討論與分析	4
Other Information	其他資料	17
Consolidated Statement of Comprehensive Income	綜合全面收益表	24
Consolidated Statement of Financial Position	綜合財務狀況表	25
Consolidated Statement of Changes in Equity	綜合權益變動表	27
Condensed Consolidated Cash Flow Statement	簡明綜合現金流量表	29
Notes to the Unaudited Interim Financial Report	未經審核中期財務報告附註	30
Independent Auditor's Review Report	獨立核數師審閱報告	67

Corporate Information

公司資料

EXECUTIVE DIRECTORS

Mr. Yip Mow Lum (*Chairman*)
Mr. Chan Kai Fung (*Chief Executive Officer*)
Mr. Kwok Sze Chi
Mr. Chan Wing Shing, Wilson

INDEPENDENT NON-EXECUTIVE DIRECTORS

Mr. Yu Yun Kong
Mr. Szeto Wai Sun
Mr. Ling Kwok Fai, Joseph

AUTHORISED REPRESENTATIVES

Mr. Chan Kai Fung
Mr. Chan Wing Shing, Wilson

COMPANY SECRETARY

Mr. Chan Kwan Pak

MEMBERS OF AUDIT COMMITTEE

Mr. Yu Yun Kong (*Chairman*)
Mr. Szeto Wai Sun
Mr. Ling Kwok Fai, Joseph

MEMBERS OF NOMINATION COMMITTEE

Mr. Yip Mow Lum (*Chairman*)
Mr. Yu Yun Kong
Mr. Szeto Wai Sun
Mr. Ling Kwok Fai, Joseph

MEMBERS OF REMUNERATION COMMITTEE

Mr. Yu Yun Kong (*Chairman*)
Mr. Yip Mow Lum
Mr. Szeto Wai Sun
Mr. Ling Kwok Fai, Joseph

REGISTERED OFFICE

Floor 4, Willow House
Cricket Square
P.O. Box 2804
Grand Cayman KY1-1112
Cayman Islands

執行董事

葉茂林先生(主席)
陳啟峰先生(行政總裁)
郭思治先生
陳永誠先生

獨立非執行董事

余韜剛先生
司徒維新先生
凌國輝先生

授權代表

陳啟峰先生
陳永誠先生

公司秘書

陳筠柏先生

審核委員會成員

余韜剛先生(主席)
司徒維新先生
凌國輝先生

提名委員會成員

葉茂林先生(主席)
余韜剛先生
司徒維新先生
凌國輝先生

薪酬委員會成員

余韜剛先生(主席)
葉茂林先生
司徒維新先生
凌國輝先生

註冊辦事處

Floor 4, Willow House
Cricket Square
P.O. Box 2804
Grand Cayman KY1-1112
Cayman Islands

Corporate Information

公司資料

HEAD OFFICE AND PRINCIPAL PLACE OF BUSINESS

10th Floor and 27th Floor, Wing On House
71 Des Voeux Road Central
Central, Hong Kong

PRINCIPAL SHARE REGISTRAR AND TRANSFER OFFICE

Appleby Trust (Cayman) Ltd.
Clifton House, 75 Fort Street
P.O. Box 1350
Grand Cayman
KY1-1108
Cayman Islands

HONG KONG SHARE REGISTRAR

Tricor Investor Services Limited
26th Floor, Tesbury Centre
28 Queen's Road East
Wanchai, Hong Kong

PRINCIPAL BANKERS

Bank of China (Hong Kong) Limited
Bank of Communications Co., Ltd. Hong Kong Branch
China Construction Bank (Asia) Corporation Limited
Chong Hing Bank Limited
DBS Bank (Hong Kong) Limited
Hang Seng Bank Limited
Industrial and Commercial Bank of China (Asia) Limited
Standard Chartered Bank (Hong Kong) Limited
The Bank of East Asia, Limited
The Hongkong and Shanghai Banking Corporation Limited
Wing Hang Bank, Limited

AUDITOR

KPMG
Certified Public Accountants

WEBSITE

<http://www.bsgroup.com.hk>

總辦事處及主要營業地點

香港中環
德輔道中 71 號
永安集團大廈 10 樓及 27 樓

主要股份過戶登記處

Appleby Trust (Cayman) Ltd.
Clifton House, 75 Fort Street
P.O. Box 1350
Grand Cayman
KY1-1108
Cayman Islands

香港股份過戶登記處

卓佳證券登記有限公司
香港灣仔
皇后大道東 28 號
金鐘匯中心 26 樓

主要往來銀行

中國銀行(香港)有限公司
交通銀行股份有限公司香港分行
中國建設銀行(亞洲)股份有限公司
創興銀行有限公司
星展銀行(香港)有限公司
恒生銀行有限公司
中國工商銀行(亞洲)有限公司
渣打銀行(香港)有限公司
東亞銀行有限公司
香港上海滙豐銀行有限公司
永亨銀行有限公司

核數師

畢馬威會計師事務所
執業會計師

網站

<http://www.bsgroup.com.hk>

Management Discussion and Analysis

管理層討論與分析

MARKET OVERVIEW

During the six months period ended 30 September 2013 (the "Period") under review, the Hong Kong stock market showed a low-high pattern. The onset of new leadership of the Central Government has started the emphasis on economic structural reforms, massive anti-corruption campaign, and prohibition of shadow banks' unrestricted expansion. As a result, the domestic economic growth rate significantly slowed down, descending to 7.5% in the second quarter of 2013. Accordingly, the SSE Composite Index was significantly adjusted to 1,849 points between May and June. During the Period, the trend of the Hong Kong stock market was led by the mainland China stock market. The Hang Seng Index plunged by nearly 4,000 points to 19,426 points, the lowest close of the year. Since July, Prime Minister Li Keqiang has reiterated positive views on the bottom line of economic growth on many occasions. In addition, the People's Bank of China has restarted the reverse repurchase operations, and the State Council has launched several supporting policies in various industries, including energy conservation, alternative energies and information consumption sectors, aiming to strengthen market expectations that the mainland economy would recover in the second half year. This successfully enabled the Hong Kong stock market to recover in the third quarter. Overall, the Hang Seng Index opened at 22,204 points on 2 April 2013 and closed at 22,860 points on 30 September 2013, representing an increase of 2.95%.

Looking into the second half of the financial year, key variants in the external market conditions will be whether the U.S. Federal Reserve System would start to reduce the scale of quantitative easing, and how Janet Yellen, the Chairman-in-waiting, would implement the monetary policy for the next year. As for the mainland China market, owing to a variety of reform initiatives proposed at the third Plenary Session of 18th Central Committee of the Communist Party of China in early November, including policies designed for finance, land, and household registration, the Group anticipates that such reforms will bring about positive impacts on the long-term economic growth in China, and it is expected that the Hong Kong market will attract the influx of capital investment. As the current valuation of the stock market in Hong Kong and mainland China still lags behind, the Hong Kong stock market remains optimistic in the medium term, provided that listed companies could maintain a steady performance.

市場回顧

回顧截至二零一三年九月三十日止六個月期間(「本期間」)，香港股票市場呈先低後高格局。中央新一屆領導層上任初期強調經濟結構改革，大規模實施反貪腐行動和打擊影子銀行的無序膨脹，令二零一三年次季國內經濟增長大幅放緩至7.5%，上證指數因此於五月至六月期間顯著調整至1,849點。本期間內地股市主導港股走勢，恒生指數急跌近4,000點至年內低位19,426點。踏入七月後，李克強總理多次發表經濟「保底線」之樂觀言論，加上人民銀行重啟逆回購操作及國務院陸續推出有關節能環保、新能源和訊息消費等行業的扶持政策，增加市場對下半年內地經濟回暖的憧憬，成功令港股於第三季收復失地。綜合而言，恒生指數由二零一三年四月二日開市的22,204點，至二零一三年九月三十日收報22,860點，升幅為2.95%。

展望財政年度下半年，美國聯儲局會否開始削減量寬規模，以及候任主席耶倫如何部署來年的貨幣政策，料將成為外圍市況的重點變數。至於內地市場方面，剛於11月初舉行的十八屆三中全會提出了多項改革舉措，當中涵蓋金融、土地、戶籍等政策範疇，本集團預期此番改革可為中國經濟長遠發展產生正面影響，料可吸引資金重新流入本港市場。由於目前中港股市之估值仍屬落後，若上市企業能保持穩健的業績表現，相信港股中期前景仍可看好。

Management Discussion and Analysis

管理層討論與分析

OPERATING RESULTS

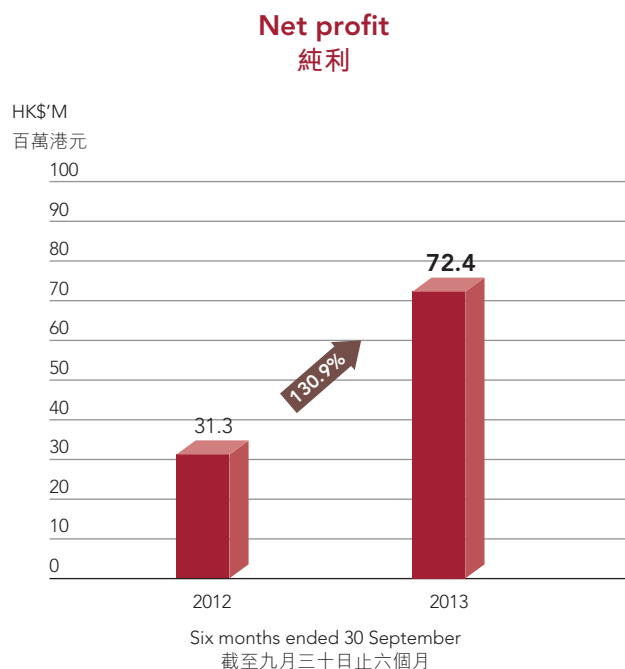
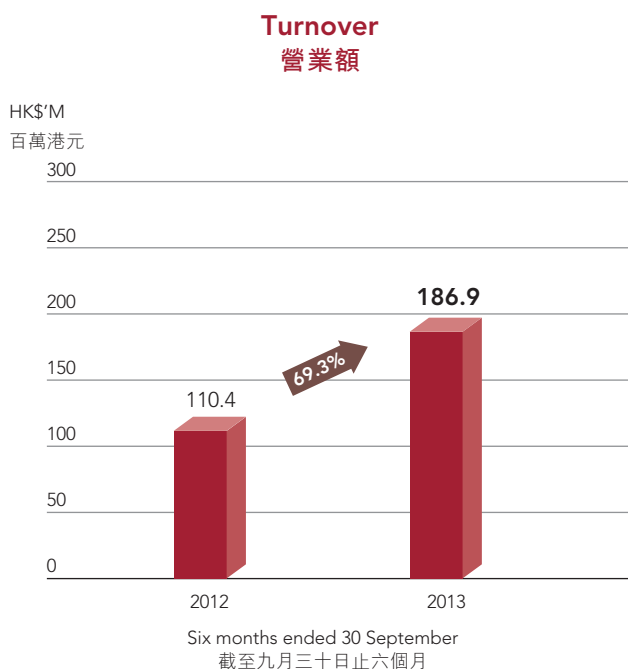
During the Period, Bright Smart Securities & Commodities Group Limited (the "Company") and its subsidiaries (the "Group") recorded turnover of HK\$186.9 million (2012: HK\$110.4 million), representing an increase of 69.3% as compared to the corresponding period of last year; whereas, the net profit amounted to HK\$72.4 million (2012: HK\$31.3 million), representing a significant increase of 130.9% as compared to the corresponding period of last year. Basic earnings per share were HK7.00 cents (2012: HK3.98 cents) and the diluted earnings per share were HK7.00 cents (2012: HK3.98 cents). The board of directors of the Company (the "Board") does not recommend the payment of an interim dividend for the Period (2012: nil).

The Group's remarkable performance during the Period was mainly attributable to the sharp increase in turnover and net profit of its core businesses, including securities brokerage, commodities and futures brokerage and margin financing. The Group's well established branch network, numerous varieties of investment products, extensive marketing promotion strategy as well as its good reputation had contributed to the solid growth of its clientele and market share.

經營業績

本期間，耀才證券金融集團有限公司（「本公司」）及其附屬公司（「本集團」）錄得營業額 186.9 百萬港元（二零一二年：110.4 百萬港元），較去年同期上升 69.3%；純利為 72.4 百萬港元（二零一二年：31.3 百萬港元），較去年同期大幅上升 130.9%；每股基本盈利為 7.00 港仙（二零一二年：3.98 港仙），而每股攤薄盈利為 7.00 港仙（二零一二年：3.98 港仙）。本公司董事會（「董事會」）不建議就本期間派發中期股息（二零一二年：無）。

本集團在本期間的表現出色，主要原因是受惠於各主要業務包括證券經紀、商品及期貨經紀及孖展融資之營業額和純利均錄得顯著上升。憑藉本集團完善的分行網絡、多元化投資產品、強勁的市場推廣策略，加上信譽良好，令客戶人數及市佔率繼續穩健增長。



Management Discussion and Analysis

管理層討論與分析

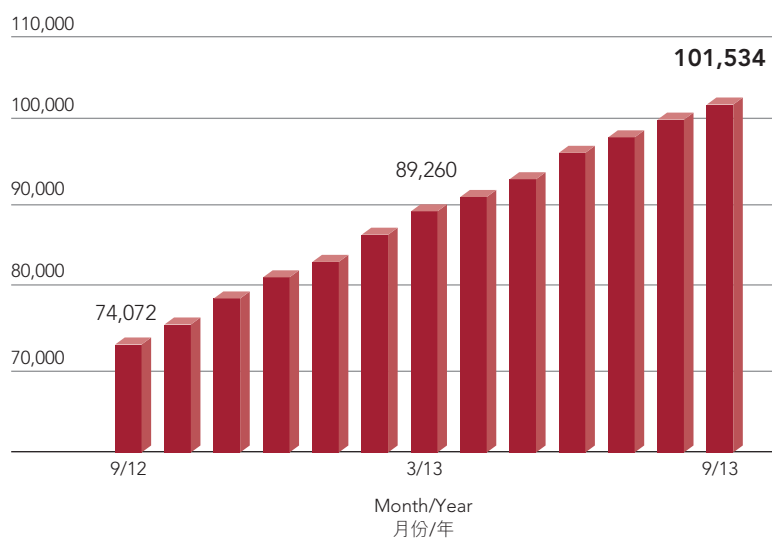
TURNOVER

During the Period, for further improvement in the branch network, the Group aggressively continued exploring potential areas to open new branches. After the opening of branches in Wan Chai, Mei Foo, Hung Hom, and Kowloon City, by the end of September 2013, the total number of branches was 16 (excluding the head office in Central), of which 13 selected branches are opened for business seven days a week. Such arrangement aims to improve the customer services quality. The management's aggressive expansion successfully led to the rapid growth of its customer base. During the Period, the number of new client accounts opened (after deducting the number of client accounts closed) reached 12,274. As a result, the total number of client accounts increased to 101,534, representing a significant increase of 37.1% as compared to 74,072 as of 30 September 2012. The total number of client accounts advanced to the breakthrough level of 100,000.

營業額

本期間，本集團繼續積極物色潛力地區開設分行，進一步完善分行網絡，灣仔、美孚、紅磡及九龍城分行先後投入營運，截至二零一三年九月底，分行總數為十六間(中環總行不計算在內)，共有十三間特選分行實施七天營業，以提升客戶服務質素。管理層積極進取的擴展步伐，成功令其客戶基礎迅速擴大，期內新開立戶口達12,274個(已扣減結束賬戶之客戶)，令其客戶總數增加至101,534個，相較於二零一二年九月三十日的74,072個，大幅增長37.1%，客戶總數進一步衝破10萬大關。

Total number of client accounts
客戶總數



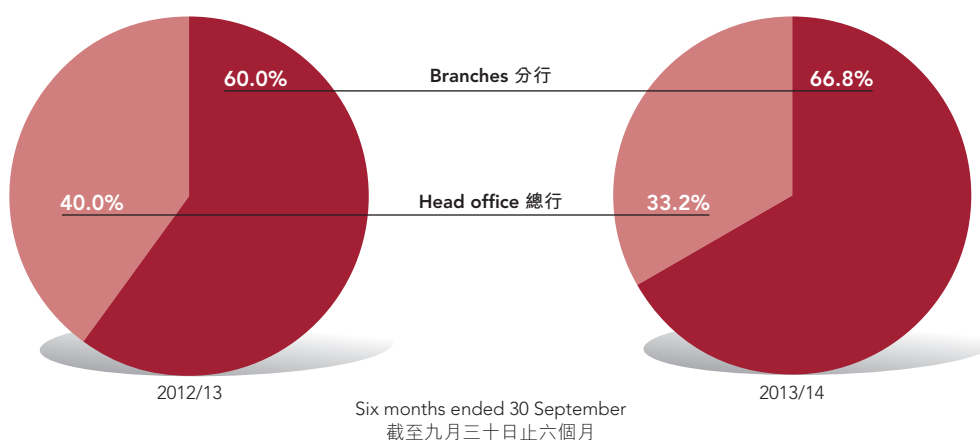
Management Discussion and Analysis

管理層討論與分析

During the Period, the turnover attributable to the branches was HK\$124.8 million (2012: HK\$66.3 million), representing an increase of 88.2% as compared to the corresponding period last year. The percentage of total turnover attributable to the branches was 66.8% (2012: 60.0%), representing an increase of 11.3% as compared to the corresponding period last year.

本期間，分行錄得營業額124.8百萬港元(二零一二年：66.3百萬港元)，較去年同期增長88.2%。分行佔總營業額比例為66.8%(二零一二年：60.0%)，較去年同期上升11.3%。

Turnover distribution from head office and branches 來自總行及分行營業額分佈



A summary of the revenue from different business segments of the Group is set out below:

本集團各業務分部之收益概要載列如下：

		Six months ended 30 September 截至九月三十日止六個月				
		2013 二零一三年 HK\$'000 千港元	Proportion of total turnover 佔總營業額 之比例 %	2012 二零一二年 HK\$'000 千港元	Proportion of total turnover 佔總營業額 之比例 %	Increase 增加 %
Brokerage income from:	來自以下各項之經紀收入：					
— Securities brokerage	— 證券經紀	74,297	39.7%	48,900	44.3%	51.9%
— Hong Kong futures and options brokerage	— 香港期貨及期權經紀	38,135	20.4%	28,279	25.6%	34.9%
— Global futures brokerage	— 環球期貨經紀	21,454	11.5%	9,799	8.9%	118.9%
— IPO brokerage	— 首次公开发售經紀	2,179	1.2%	349	0.3%	524.4%
— Stock options brokerage	— 股票期權經紀	2,093	1.1%	1,467	1.3%	42.7%
— Bullion brokerage	— 現貨金經紀	140	0.1%	—	—	—
Interest income from margin financing	孖展融資利息收入	47,678	25.5%	21,539	19.5%	121.4%
Interest income from IPO financing	首次公开发售利息收入	905	0.5%	40	0.1%	2,162.5%
		186,881	100%	110,373	100%	69.3%

Management Discussion and Analysis

管理層討論與分析

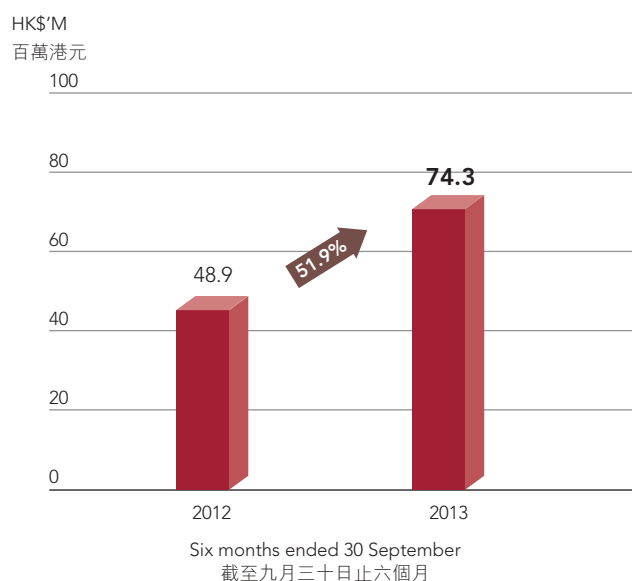
I. Securities brokerage

During the Period, the HKEx recorded a total transaction value of HK\$7,216.6 billion (2012: HK\$6,028.7 billion), representing a period-to-period increase of 19.7%. The Group's securities brokerage segment significantly outperformed the market, with commission income from securities brokerage amounted to HK\$74.3 million (2012: HK\$48.9 million), representing an increase of 51.9% as compared to the corresponding period last year, and comprising 39.7% (2012: 44.3%) of the total turnover.

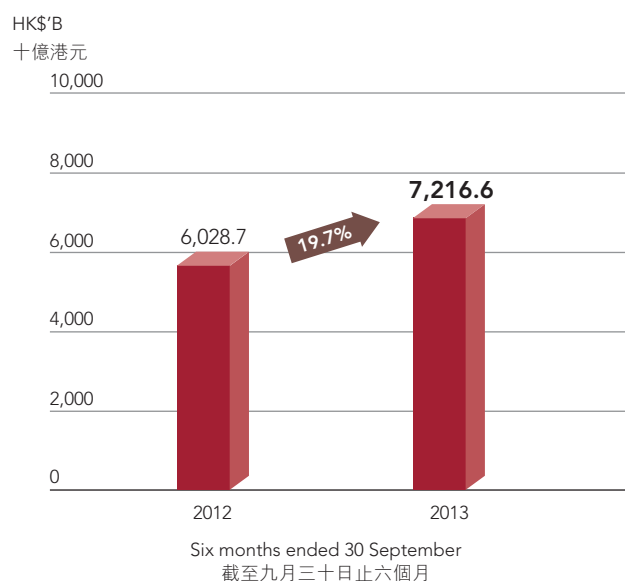
I. 證券經紀

港交所於本期間之總成交金額同比上升19.7%，錄得7,216.6億港元(二零一二年：6,028.7億港元)，但本集團證券經紀分部增長相對強勁，證券經紀佣金收入較去年同期上升51.9%，錄得74.3百萬港元(二零一二年：48.9百萬港元)，佔總營業額39.7%(二零一二年：44.3%)。

Commission income from securities brokerage of the Group 本集團證券經紀佣金收入



Transaction amount of the Hong Kong stock market 香港股票市場成交金額



II. Hong Kong futures and options brokerage

During the Period, the Group's Hong Kong futures and options brokerage segment delivered commission income of HK\$38.1 million (2012: HK\$28.3 million), representing an increase of 34.9% as compared to the corresponding period last year, and comprising 20.4% (2012: 25.6%) of the total turnover.

II. 香港期貨及期權經紀

本期間，本集團錄得香港期貨及期權經紀佣金收入38.1百萬港元(二零一二年：28.3百萬港元)，較去年同期增長34.9%，佔總營業額20.4%(二零一二年：25.6%)。

III. Global futures brokerage

During the Period, the commission income from global futures brokerage was HK\$21.5 million (2012: HK\$9.8 million), up 118.9% from the corresponding period last year, accounting for 11.5% (2012: 8.9%) of the total turnover.

III. 環球期貨經紀

本期間，環球期貨經紀佣金收入較去年同期增長118.9%至21.5百萬港元(二零一二年：9.8百萬港元)，佔總營業額11.5%(二零一二年：8.9%)。

Management Discussion and Analysis

管理層討論與分析

IV. Stock options brokerage

During the Period, the Group's trading service for stock options recorded an income of HK\$2.1 million (2012: HK\$1.5 million), accounting for 1.1% (2012: 1.3%) of the total turnover. Stock option is a highly leveraged investment product. The Group closely monitored the margin levels maintained in the stock option accounts and adjusted according to market conditions to ensure proper risk control.

V. Bullion brokerage

The Group's bullion brokerage service was launched in July 2013. During the Period, the Group's bullion brokerage income was HK\$140 thousand and comprising 0.1% of the total turnover.

VI. Margin financing

During the Period, the Group's interest income generated from margin financing was HK\$47.7 million (2012: HK\$21.5 million), representing an increase of 121.4% from the corresponding period last year, accounting for 25.5% (2012: 19.5%) of the total turnover. The Group implemented an effective credit control process. There was no record of bad debts over the past years.

VII. IPO brokerage and IPO financing

Hong Kong's IPO market saw improvement in the first half of 2013. According to the HKEx's figures, the amount of funds raised by way of IPO increased by 29.0% as compared to the corresponding period last year. During the Period, the Group's commission income from IPO brokerage was HK\$2.2 million (2012: HK\$0.3 million), representing a period-to-period increase of 524.4%, while the interest income from IPO financing increased by 2,162.5% to HK\$0.9 million (2012: HK\$40 thousand).

IV. 股票期權經紀

本集團於本期間錄得股票期權買賣服務收入為2.1百萬港元(二零一二年：1.5百萬港元)，佔總營業額1.1%(二零一二年：1.3%)。股票期權為高槓桿的投資產品，本集團嚴謹監察股票期權戶口的按金水平，並根據市況作出調整，以妥善控制風險。

V. 現貨金經紀

本集團於二零一三年七月正式提供現貨黃金買賣服務，並於期內為本集團錄得現貨金經紀收入140千港元，佔總營業額0.1%。

VI. 孖展融資

本期間，本集團之孖展融資利息收入為47.7百萬港元(二零一二年：21.5百萬港元)，較去年同期上升121.4%，佔總營業額25.5%(二零一二年：19.5%)。本集團實施有效的信貸監控程序，於過往幾年間並無錄得任何壞賬。

VII. 首次公開發售經紀及首次公開發售融資

於二零一三年上半年，香港首次公開發售新股市場氣氛回暖，根據港交所資料顯示，首次公開發售項目集資額較去年同期增長29.0%。本期間，本集團來自首次公開發售經紀業務之佣金收入錄得2.2百萬港元(二零一二年：0.3百萬港元)，同比上升524.4%；首次公開發售融資利息收入上升2,162.5%至0.9百萬港元(二零一二年：40千港元)。

Management Discussion and Analysis

管理層討論與分析

OPERATING EXPENSES

During the Period, the Group's operating expenses was HK\$135.2 million (2012: HK\$102.6 million), representing an increase of 31.8% as compared to the corresponding period last year. The Group is committed to implementing effective cost control measures to enhance profitability, bringing its net profit margin up to 38.7% (2012: 28.4%). A summary of the operating expenses is set out below:

經營開支

本期間，本集團之經營開支較去年同期上升31.8%，為135.2百萬港元(二零一二年：102.6百萬港元)。本集團致力實施強效的成本控制措施，以提升整體盈利能力，令本集團的純利率增加至38.7%(二零一二年：28.4%)。經營開支明細如下：

		Six months ended 30 September		Increase/ (decrease) 增加/(減少) %
		截至九月三十日止六個月		
		2013	2012	
		二零一三年	二零一二年	
		HK\$'000	HK\$'000	
		千港元	千港元	
Staff costs	員工成本	42,940	39,736	8.1%
Depreciation	折舊	7,181	6,168	16.4%
Finance costs	財務成本	17,368	6,824	154.5%
Advertising and promotion expenses	廣告及宣傳開支	4,908	3,478	41.1%
Handling and settlement expenses	手續費及結算費用	13,602	10,072	35.0%
Commission expenses to overseas brokers	向海外經紀支付之佣金	6,094	2,553	138.7%
Information and communication expenses	資訊及通訊開支	11,877	10,271	15.6%
Rentals, rates and building management fee	租金、差餉及樓宇管理費	22,692	16,102	40.9%
Legal and professional fees	法律及專業費用	1,049	1,674	(37.3%)
Miscellaneous expenses	雜項開支	7,453	5,679	31.2%
		135,164	102,557	31.8%

Management Discussion and Analysis

管理層討論與分析

FUTURE PLANS

At the end of August this year, Hong Kong and the Central Government formally signed Supplement X for the Closer Economic Partnership Arrangement (CEPA) between mainland China and Hong Kong. With effect from next year, eligible Hong Kong-owned financial institutions will be permitted to establish a fully licensed joint venture securities company in Shanghai, Guangdong, and Shenzhen, respectively, where Hong Kong-owned consolidated shareholdings may reach up to 51%. Hong Kong-owned financial institutions may also establish a joint venture fund management company, where Hong Kong-owned shareholding may be over 50%. The Group believes that this will help local securities companies to tap into the mainland market. The Group is currently considering establishing a joint venture securities company in the mainland. With an aim to increase the number of mainland customers as well as the local market share, the Group will invest more resources, including more online advertising and regular seminars, to boost business expansion into the mainland China.

It is crucial to develop diversified financial products in order to strengthen the Group's competitiveness. Leveraging its multiple price quotation system of bullion trading firstly introduced to the Hong Kong market, the Group will strive to optimize the order-placing platform, which provides its customers with fair, just, and open bullion trading services with high transparency.

The Group will also continue to work closely with Hong Kong Exchanges and Clearing Limited (HKEx), introducing different types of products and services in response to the development of the local financial market. With HKEx's introduction of After-Hour Futures Trading in April this year (the first phase of trading products includes HSI Futures and H-shares Index Futures), the market responses have been generally positive. HKEx is currently considering to expand the scope of the After-Hour Futures Trading to Mini-HSI Futures, Mini H-shares Index Futures, CES 120 Futures, and RMB Currency Futures, etc. as well as considering the extension of trading hours to cope with changes arising from the overseas market. The Group believes this could help stimulate the trading volume of After-Hour Futures Trading, and lead to more considerable revenue to the Group.

In addition, the Group prides itself on standing out among numerous securities dealers by claiming its title as one of the largest RMB Currency Futures Traders by volume, an award granted by HKEx. This demonstrates the Group's solid strengths and leading position in the industry. The Group expects HKEx to introduce more RMB futures products, enabling the Group to further expand its scope of services with an aim to broaden its revenue sources.

未來計劃

於本年八月底，香港與中央政府正式簽署《內地與香港關於建立更緊密經貿關係的安排補充協議十》。由明年起，符合條件的港資金融機構可在上海、廣東、深圳各設立一家合資全牌照證券公司，港資合併持股比例可達51%；港資金融機構也可設立合資基金管理公司，港資持股比例可逾50%。本集團相信這將有助本地證券公司拓展內地市場，目前正研究於內地設立合資證券公司。本集團將會投放更多資源以加快拓展內地業務，包括加強網上宣傳及舉辦定期講座，期望能增加國內客戶數目及市場佔有率。

發展多元化金融產品為本集團提升競爭力的重要因素。本集團憑藉全港首創現貨黃金買賣多層報價系統，致力優化及完善落盤平台，為客戶提供透明度高、真正公平、公正、公開的現貨金買賣服務。

本集團亦會繼續與香港交易所緊密配合，因應本地金融市場發展推出不同類型產品及服務。自香港交易所於今年四月推出夜市期貨以來（首階段的交易產品包括恒指期貨及H股指數期貨），市場的反應普遍正面。現時香港交易所正研究拓展夜市期貨範圍至小型恒指期貨、小型H股指數期貨、中華120期貨及人民幣貨幣期貨等，並考慮延長交易時間，以配合外圍市場變化。本集團相信能有助刺激夜期成交量，為本集團帶來更可觀的收益。

此外，本集團非常榮幸能在眾多參與證券商當中脫穎而出，榮獲香港交易所頒發「人民幣貨幣期貨最高交易量之證券商」之一，這再次肯定本集團在行內的雄厚實力與領導地位。本集團期望香港交易所能推出更多人民幣期貨產品，令本集團得以擴闊服務範圍，藉此開拓更多收入來源。

Management Discussion and Analysis

管理層討論與分析

Despite uncertainties constantly affecting the global economy, the Group will remain committed to exploring market opportunities. Meanwhile, it will study and introduce more financial products and services when appropriate, including tapping into global stock trading, foreign exchange trading, asset management, the underwriting and placing of newly listed shares, products of London Metals Exchange (LME), etc.

By actively increasing the number of branches in recent years, the Group currently has a total of 16 branches (without taking into central head office), of which 13 selected branches are opened for business seven days a week. The extensive branch network of the Group has contributed significantly to the substantial increase in the number of customers within just a few years of time and enhance the Group's market share. If suitable locations are available, the Group will consider further increasing the number of branches. Our target is to extend the retail network to every district in Hong Kong.

As for the market of mainland China, the Group will use "Bright Smart Finance Channel" (耀才財經台) as the flagship marketing tool to enhance the promotion effects. The Group's celebrity stock commentator, Mr. Kwok Sze Chi (Executive Director and Marketing Director of the Group) will conduct seminars in the mainland China regularly to promote communication between the Group and the Mainland investors and, at the same time, share with them the latest information of the Hong Kong stock market. Furthermore, the Group's powerful and reliable online trading platform enables the Group to offer one-stop financial services to investors from mainland China. Moreover, the Group adheres to its favorable commission policy which also helps to attract more customers from mainland China.

Looking forward, through ongoing implementation of progressive marketing and development strategies, the Group will realize constant growth in the business, strengthen its competitive advantages and anticipate to become the leader of local securities financial group. Following its diversification into new businesses with a growing variety of financial products, the Group will strive to provides one-stop financial services to its clients, sharpens its competitive edges, solidifies its clientele and captures greater market share. As for cost control, the Group will implement effective measures to control costs to enhance its overall profitability and operational efficiency, and achieve optimal returns for its shareholders.

雖然環球經濟仍然受到不明朗的因素影響，但本集團會繼續致力發掘市場商機，適時研究及推出更多金融產品及服務，包括開拓世界各地股票買賣、外匯買賣、資產管理、新股包銷及配售以及倫敦貴金屬交易所(LME)的產品等。

本集團於近年積極增加分店數目，現時在全港經營十六間分店(中環總行不計算在內)，共有十三間特選分行實施七天營業。憑藉龐大的分店網絡，本集團的客戶人數於短短幾年間錄得大幅飆升，並有助增加本集團的市場佔有率。若地段合適，本集團會考慮進一步增加分店數目，目標將分行網絡延伸至全港各區。

內地市場方面，本集團將會透過《耀才財經台》作為旗艦宣傳工具，加強推廣力度，旗下星級股評人郭思治先生(本集團執行董事兼市務總監)亦會定期到內地進行講座，促進本集團與內地投資者之間的交流，同時分享港股最新資訊。再者，本集團擁有強大穩健的網絡交易平台，能為內地投資者提供一站式金融服務，加上一直貫徹的佣金優惠政策，相信能有效吸納更多國內客戶。

展望未來，本集團將會繼續以積極進取的業務推廣政策及拓展策略，實現業務持續增長，鞏固本集團的競爭優勢，冀成為香港首屈一指的本地證券金融集團。隨著業務發展愈趨廣泛，金融產品種類愈來愈多，本集團將致力提供一站式金融服務予客戶，藉此提升競爭能力，在鞏固客戶基礎的同時積極搶佔市場佔有率。在控制成本方面，將會透過強效的成本控制措施，致力提升整體盈利能力及營運效率，為股東爭取理想回報。

Management Discussion and Analysis

管理層討論與分析

CAPITAL STRUCTURE, LIQUIDITY AND FINANCIAL RESOURCES

As at 30 September 2013, the net current assets of the Group increased by 5.3% to HK\$706.2 million (31 March 2013: HK\$670.7 million). The Group's current ratio, which is current assets divided by current liabilities, was 1.13 as at 30 September 2013 (31 March 2013: 1.28).

The Group's bank deposits, bank balances and cash amounted to HK\$455.9 million as at 30 September 2013 (31 March 2013: HK\$381.5 million), an increase of 19.5% as compared to that as at 31 March 2013.

The Group had total bank borrowings of HK\$4,353 million as at 30 September 2013 (31 March 2013: HK\$1,690 million) which comprised secured bank loans of HK\$1,823 million, unsecured bank loans of HK\$230 million and IPO bank loans of HK\$2,300 million (31 March 2013: secured bank loans of HK\$1,690 million). They are primarily at floating rates. The secured bank loans were primarily collateralised by its margin clients' securities pledged to the Group. As at 30 September 2013, unutilised facilities amounted to HK\$1,000 million (31 March 2013: HK\$983 million). The Group's gearing ratio, which is total bank borrowings divided by the total shareholders' equity, was 536.0% (31 March 2013: 223.1%).

CAPITAL MANAGEMENT

The Group actively and regularly reviews and manages its capital structure and adjusts it in light of changes in economic conditions. For the licensed subsidiaries, the Group ensures each of them maintains a liquid capital level adequate to support the level of activities with a sufficient buffer to accommodate increases in liquidity requirements arising from potential increases in the level of business activities. During the Period, all the licensed subsidiaries complied with the liquid capital requirements under the Securities and Futures (Financial Resources) Rules ("FRR").

CHARGES ON ASSETS

None of the Group's assets were subject to any charges as at 30 September 2013 and 31 March 2013.

資本結構、流動資金及財務資源

於二零一三年九月三十日，本集團之流動資產淨值增加5.3%至706.2百萬港元(二零一三年三月三十一日：670.7百萬港元)。於二零一三年九月三十日，本集團之流動比率(按流動資產除以流動負債計算)為1.13倍(二零一三年三月三十一日：1.28倍)。

本集團於二零一三年九月三十日之銀行存款、銀行結餘及現金為455.9百萬港元(二零一三年三月三十一日：381.5百萬港元)，較於二零一三年三月三十一日者增加19.5%。

於二零一三年九月三十日，本集團之總銀行借貸為4,353百萬港元(二零一三年三月三十一日：1,690百萬港元)包括有抵押銀行借貸共1,823百萬港元，無抵押銀行借貸共230百萬港元及首次公開發售銀行借貸共2,300百萬港元(二零一三年三月三十一日：有抵押銀行借貸1,690百萬港元)。銀行借貸主要按浮動息率計算。有抵押銀行借貸主要以其孖展客戶抵押予本集團之證券作抵押。於二零一三年九月三十日，未動用融資為1,000百萬港元(二零一三年三月三十一日：983百萬港元)。本集團之資產負債比率(按總銀行借貸除以總股東權益計算)為536.0%(二零一三年三月三十一日：223.1%)。

資本管理

本集團積極定期檢討及管理資本結構，並因應經濟環境之轉變對資本結構作出調整。就持牌附屬公司而言，本集團確保各附屬公司均保持資金靈活周轉，足以支持業務經營，以及在業務活動可能轉趨頻繁而引致對流動資金之需求上升時亦能應付裕如。於本期間，所有持牌附屬公司均遵守證券及期貨(財政資源)規則(「財政資源規則」)項下之流動資金規定。

資產抵押

於二零一三年九月三十日及二零一三年三月三十一日，本集團之資產並無受限於任何抵押。

Management Discussion and Analysis

管理層討論與分析

CONTINGENT LIABILITIES

As at 30 September 2013, the subsidiaries of the Company engaging in securities and futures broking had secured banking facilities from authorised institutions for a total amount of HK\$1,223 million (31 March 2013: HK\$993 million). The Company has issued corporate guarantees for a total principal amount of HK\$1,223 million (31 March 2013: HK\$993 million) for these facilities. As at 30 September 2013, the subsidiary has utilised HK\$923 million of these aggregate banking facilities (31 March 2013: HK\$710 million).

As at 30 September 2013, the Directors considered that it would not be probable that a claim would be made against the Company under any of the guarantees.

OPERATING LEASE COMMITMENTS AND CAPITAL COMMITMENTS

The operating lease commitments as at 30 September 2013 were HK\$92.1 million (31 March 2013: HK\$101.1 million). The capital commitment as at 30 September 2013 were HK\$3.2 million (31 March 2013: HK\$8.4 million).

EMPLOYEES AND REMUNERATION POLICIES

As at 30 September 2013, the Group had a work force of 258 employees (31 March 2013: 245 employees). The Group's remuneration policy aims to offer competitive remuneration packages to recruit, retain and motivate competent employees. The Group believes the remuneration packages are reasonable and competitive and in line with market trends. The Group has put in place a share option scheme and a bonus scheme for its executives and employees in a bid to provide a competitive remuneration package for the Group's long term growth and development. The Group also provides appropriate training and development programs to its employees to enhance the staff's skills and personal effectiveness.

SIGNIFICANT ACQUISITION AND DISPOSAL OF SUBSIDIARIES

During the Period, the Company did not make any significant acquisitions and disposals of subsidiaries.

或然負債

於二零一三年九月三十日，本公司從事證券及期貨經紀之附屬公司自認可機構取得銀行融資合共1,223百萬港元(二零一三年三月三十一日：993百萬港元)。本公司已就該等融資作出本金總額1,223百萬港元(二零一三年三月三十一日：993百萬港元)之公司擔保。於二零一三年九月三十日，附屬公司已動用該等銀行融資總額之923百萬港元(二零一三年三月三十一日：710百萬港元)。

於二零一三年九月三十日，董事認為上述擔保不大可能會令本公司遭受任何申償。

經營租約承擔及資本承擔

於二零一三年九月三十日，經營租約承擔為92.1百萬港元(二零一三年三月三十一日：101.1百萬港元)。於二零一三年九月三十日，資本承擔為3.2百萬港元(二零一三年三月三十一日：8.4百萬港元)。

僱員及薪酬政策

於二零一三年九月三十日，本集團共有258名僱員(二零一三年三月三十一日：245名僱員)。本集團之薪酬政策旨在提供具競爭力之薪酬福利，以吸引、挽留及激勵能幹之僱員。本集團相信該等薪酬福利屬合理及具競爭力，且符合市場趨勢。本集團已為其行政人員及僱員設立一項購股權計劃及獎金計劃，藉此提供具競爭力之薪酬福利，以達致本集團之長期增長及發展。本集團亦向其僱員提供適當培訓及發展計劃，以提升員工之工作能力及個人效能。

重大收購及出售附屬公司

本期間內，本公司並無就附屬公司作出任何重大收購及出售。

Management Discussion and Analysis

管理層討論與分析

RISK MANAGEMENT

Credit risk

The Group's credit risk is primarily attributable to accounts receivable due from clients, brokers and clearing houses. Management has a credit policy in place and the exposure to credit risk is monitored on an ongoing basis.

In respect of accounts receivable due from clients, individual credit evaluations are performed on all clients including cash and margin clients. Cash clients are required to place deposits as prescribed by the Group's credit policy before execution of any purchase transactions. Receivables due from cash clients are due within the settlement period commonly adopted by the relevant market convention, which is usually within a few days from the trade date. Because of the prescribed deposit requirements and the short settlement period involved, the credit risk arising from the accounts receivable due from cash clients is considered low. The Group normally obtains liquid securities and/or cash deposits as collateral for providing margin financing to its clients. Margin loans due from margin clients are repayable on demand. For commodities and futures broking, an initial margin is required before opening a trading position. Market conditions and adequacy of securities collateral and margin deposits of each margin account and futures account are monitored by management on a daily basis. Margin calls and forced liquidation are made where necessary.

In respect of accounts receivable from brokers and clearing houses, credit risks are considered low as the Group normally enters into transactions with brokers and clearing houses which are registered with regulatory bodies and have sound reputation in the industry.

The Group has no significant concentration of credit risk as credits are granted to a large population of clients.

The Group does not provide any other guarantees which would expose it to credit risk.

風險管理

信貸風險

本集團之信貸風險主要來自應收客戶、經紀及結算所之賬款。管理層訂有信貸政策，並持續監控信貸風險。

就應收客戶賬款方面，所有客戶（包括現金及孖展客戶）均須接受個別信貸評估。於執行任何購買交易前，現金客戶須按本集團之信貸政策向指定戶口存款。應收現金客戶款項乃於相關市場慣例普遍採用之結算期內到期，一般為交易日後數天內。基於指定存款規定及所涉及結算期短，故應收現金客戶賬款產生之信貸風險甚微。本集團一般會向其客戶取得流動證券及／或現金存款作為向其客戶提供孖展融資之抵押品。應收孖展客戶之孖展貸款須應要求償還。就商品及期貨經紀業務而言，於開倉前須支付基本按金。管理層會每日監察市況以及各孖展賬戶及期貨賬戶之證券抵押品及保證金是否足夠，如有需要，會追繳保證金及強行斬倉。

由於本集團一般與已向監管機構註冊並於業內享有良好聲譽之經紀及結算所進行交易，故應收經紀及結算所賬款之信貸風險甚低。

由於本集團向眾多客戶提供信貸，故並無重大集中信貸風險。

本集團並無提供任何其他擔保，致令本集團面對信貸風險。

Management Discussion and Analysis

管理層討論與分析

Liquidity risk

Individual operating entities within the Group are responsible for their own cash management, including the raising of loans to cover expected cash demands, and ensuring compliance with FRR. The Group's policy is to regularly monitor its liquidity requirement and its compliance with lending covenants, to ensure that it maintains sufficient cash reserves and adequate committed lines of funding from major financial institutions to meet its liquidity requirements in the short and long term.

Interest rate risk

The Group charges interest to its margin clients on the basis of its cost of funding plus a mark-up. Financial assets such as margin loans and deposits with banks, and financial liabilities such as bank loans and loan from a related company are primarily at fixed rates. The Group's income and operating cash flows are not subject to significant interest rate risk.

Foreign currency risk

The Group is exposed to currency risk primarily arising from financial instruments that are denominated in United States dollars ("USD") and Renminbi ("RMB"). As the Hong Kong dollar ("HKD") is pegged to the USD, the Group considers the risk of movements in exchange rates between the HKD and the USD to be insignificant. In respect of financial instruments denominated in RMB, the Group ensures that the net exposure is kept to an acceptable level by buying or selling foreign currencies at spot rates where necessary to address short-term imbalances. Management monitors all foreign currency positions on a daily basis.

流動資金風險

本集團內個別經營實體負責各自之現金管理，包括籌措貸款應付預期現金需要，並確保符合財政資源規則。本集團之政策為定期監管流動資金需要，並遵守借貸契諾，確保維持足夠現金儲備及來自大型財務機構之充足承諾融資額度，以應付長短期流動資金需要。

利率風險

本集團按其資金成本另加漲價向孖展客戶收取利息。財務資產（如孖展貸款及銀行存款）及財務負債（如銀行貸款及來自一家關連公司之貸款）主要按固定息率計息。本集團之收入及經營現金流量並無面對重大利率風險。

外匯風險

本集團所承受外匯風險主要源自以美元（「美元」）及人民幣（「人民幣」）計值之金融工具。由於港元（「港元」）與美元掛鈎，本集團認為，港元與美元之匯率變動風險輕微。就以人民幣計值之金融工具而言，本集團在有需要的情況下按即期匯率購入或出售外幣以處理短期之不平衡情況，藉以確保風險淨額維持於可接受之水平。管理層每日監控所有外匯持倉。

Other Information

其他資料

PURCHASE, SALE OR REDEMPTION OF THE COMPANY'S SHARES

During the Period, neither the Company nor any of its subsidiaries has purchased, sold or redeemed any of the Company's listed securities other than as an agent for clients of the Company or its subsidiaries.

SHARE OPTION SCHEME

On 4 August 2010, the Company conditionally approved and adopted a share option scheme (the "Scheme") for the purpose of enabling the Group to grant share options (the "Options") to selected participants as incentives or rewards for their contribution to the Group. During the Period, a total of 10,490,000 Options had been granted under the Scheme.

The following table discloses details of the Company's outstanding Options held by the Directors, certain employees, consultants and contractors of the Company under the Scheme and its movement during the Period:

	Options held at 1 April 2013 於二零一三年四月一日持有之購股權	Options granted during the Period 本期間內授出之購股權	Options exercised during the Period 本期間內行使之購股權	Options cancelled during the Period 本期間內註銷之購股權	Options lapsed during the Period 本期間內失效之購股權	Options held at 30 September 2013 於二零一三年九月三十日持有之購股權	Exercise price 行使價 HK\$ 港元	Date of grant 授出日期	Exercise period 行使期	Vesting conditions 歸屬條件
	Executive Directors: 執行董事:									
Mr. Chan Kai Fung 陳啟峰先生	-	500,000	(500,000)	-	-	-	0.98	26/06/2013 二零一三年六月廿六日	26/06/2013-25/06/2016 二零一三年六月廿六日至二零一六年六月廿五日	Nil 無
Mr. Kwok Sze Chi 郭思治先生	2,068,000	-	(2,068,000)	-	-	-	0.67	13/10/2011 二零一一年十月十三日	13/10/2011-12/10/2013 二零一一年十月十三日至二零一三年十月十二日	Nil 無
	-	500,000	-	-	-	500,000	0.98	26/06/2013 二零一三年六月廿六日	26/06/2013-25/06/2016 二零一三年六月廿六日至二零一六年六月廿五日	Nil 無

購買、銷售或贖回本公司之股份

本期間，本公司或其附屬公司概無購買、出售或贖回任何本公司之股份，惟作為本公司或其附屬公司客戶之代理者除外。

購股權計劃

於二零一零年八月四日，本公司有條件性批准及採納一項購股權計劃(「該計劃」)，以使本集團可授出購股權(「購股權」)予選定參與者，作為激勵或回報彼等對本集團所作之貢獻。於本期間，已根據該計劃授出共10,490,000份購股權。

下表披露本公司董事、若干僱員、顧問及承包商根據該計劃持有本公司之未行使購股權及本期間之變動詳情：

Other Information

其他資料

	Options held at 1 April 2013 於二零一三年四月一日持有之購股權	Options granted during the Period 本期間內授出之購股權	Options exercised during the Period 本期間內行使之購股權	Options cancelled during the Period 本期間內註銷之購股權	Options lapsed during the Period 本期間內失效之購股權	Options held at 30 September 2013 於二零一三年九月三十日持有之購股權	Exercise price 行使價 HK\$ 港元	Date of grant 授出日期	Exercise period 行使期	Vesting conditions 歸屬條件
Mr. Chan Wing Shing, Wilson 陳永誠先生	200,000	-	(200,000)	-	-	-	0.67	13/10/2011 二零一一年十月十三日	13/10/2011-12/10/2013 二零一一年十月十三日至二零一三年十月十二日	Nil 無
	-	400,000	-	-	-	400,000	0.98	26/06/2013 二零一三年六月廿六日	26/06/2013-25/06/2016 二零一三年六月廿六日至二零一六年六月廿五日	Nil 無
Independent Non-executive Directors: 獨立非執行董事：										
Mr. Yu Yun Kong 余韜剛先生	688,644	-	(688,644)	-	-	-	0.67	13/10/2011 二零一一年十月十三日	13/10/2011-12/10/2013 二零一一年十月十三日至二零一三年十月十二日	Nil 無
	-	100,000	-	-	-	100,000	0.98	26/06/2013 二零一三年六月廿六日	26/06/2013-25/06/2016 二零一三年六月廿六日至二零一六年六月廿五日	Nil 無
Mr. Szeto Wai Sun 司徒維新先生	688,644	-	(688,644)	-	-	-	0.67	13/10/2011 二零一一年十月十三日	13/10/2011-12/10/2013 二零一一年十月十三日至二零一三年十月十二日	Nil 無
	-	100,000	-	-	-	100,000	0.98	26/06/2013 二零一三年六月廿六日	26/06/2013-25/06/2016 二零一三年六月廿六日至二零一六年六月廿五日	Nil 無
Mr. Ling Kwok Fai, Joseph 凌國輝先生	688,644	-	(688,644)	-	-	-	0.67	13/10/2011 二零一一年十月十三日	13/10/2011-12/10/2013 二零一一年十月十三日至二零一三年十月十二日	Nil 無
	-	100,000	-	-	-	100,000	0.98	26/06/2013 二零一三年六月廿六日	26/06/2013-25/06/2016 二零一三年六月廿六日至二零一六年六月廿五日	Nil 無

Other Information

其他資料

	Options held at 1 April 2013 於二零一三年四月一日持有之購股權	Options granted during the Period 本期間內授出之購股權	Options exercised during the Period 本期間內行使之購股權	Options cancelled during the Period 本期間內註銷之購股權	Options lapsed during the Period 本期間內失效之購股權	Options held at 30 September 2013 於二零一三年九月三十日持有之購股權	Exercise price 行使價 HK\$ 港元	Date of grant 授出日期	Exercise period 行使期	Vesting conditions 歸屬條件
Employees 僱員	3,154,240	-	(2,863,500)	-	(62,040)	228,700	0.67	13/10/2011 二零一一年十月十三日	13/10/2011-12/10/2013 二零一一年十月十三日至二零一三年十月十二日	Nil 無
	-	8,290,000	(2,140,000)	-	(220,000)	5,930,000	0.98	26/06/2013 二零一三年六月廿六日	13/10/2011-12/10/2013 二零一一年十月十三日至二零一三年十月十二日	Nil 無
Consultants and contractors 顧問及承包商	1,034,000	-	(1,034,000)	-	-	-	0.67	13/10/2011 二零一一年十月十三日	13/10/2011-12/10/2013 二零一一年十月十三日至二零一三年十月十二日	Nil 無
	-	500,000	-	-	-	500,000	0.98	26/06/2013 二零一三年六月廿六日	13/10/2011-12/10/2013 二零一一年十月十三日至二零一三年十月十二日	Nil 無
	8,522,172	10,490,000	(10,871,432)	-	(282,040)	7,858,700				

As at 30 September 2013, Options to subscribe for a total of 7,858,700 shares granted by the Company pursuant to the Scheme remained valid and outstanding and the Options representing approximately 0.75% of the total number of issued shares as at the date of this report.

於二零一三年九月三十日，本公司根據該計劃授出以認購合共7,858,700股股份之購股權仍然有效及尚未行使，而該等購股權佔本報告日期已發行股份總數約0.75%。

Other Information

其他資料

DIRECTORS' AND CHIEF EXECUTIVE OFFICER'S INTERESTS IN SHARES AND UNDERLYING SHARES

As at 30 September 2013, the Directors and the Chief Executive Officer of the Company and their respective associates had the following interests in the shares and underlying shares of the Company as recorded in the register required to be kept by the Company pursuant to section 352 of the Securities and Futures Ordinance (the "SFO") or as otherwise notified to the Company and The Stock Exchange of Hong Kong Limited (the "Stock Exchange") pursuant to the Model Code for Securities Transactions by Directors of Listed Issuers (the "Model Code"):

董事及行政總裁於股份及相關股份之權益

於二零一三年九月三十日，本公司董事及行政總裁及彼等各自之聯繫人於本公司之股份及相關股份中擁有以下權益，而該等權益是根據《證券及期貨條例》第352條規定須備存之登記冊內記錄或根據《上市發行人董事進行證券交易之標準守則》（「標準守則」）須知會本公司及香港聯合交易所有限公司（「聯交所」）之權益：

(A) Interests in shares and underlying shares of the Company

(A) 於本公司股份及相關股份之權益

Name of Director 董事姓名	Nature of interest 權益性質	Long/Short positions 好/淡倉	Number of shares 股份數目	Approximate percentage of the issued share capital 佔已發行股本之概約百分比 (%)
Mr. Yip Mow Lum (Note) 葉茂林先生(附註)	Interest in a controlled corporation 受控法團權益	Long position 好倉	675,000,000	64.78%
Mr. Yip Mow Lum 葉茂林先生	Beneficial owner 實益擁有人	Long position 好倉	81,392,000	7.81%
Mr. Chan Kai Fung 陳啟峰先生	Beneficial owner 實益擁有人	Long position 好倉	1,034,000	0.10%
Mr. Kwok Sze Chi 郭思治先生	Beneficial owner 實益擁有人	Long position 好倉	1,368,000	0.13%
Mr. Yu Yun Kong 余韜剛先生	Beneficial owner 實益擁有人	Long position 好倉	548,644	0.05%
Mr. Szeto Wai Sun 司徒維新先生	Beneficial owner 實益擁有人	Long position 好倉	280,644	0.03%
Mr. Ling Kwok Fai, Joseph 凌國輝先生	Beneficial owner 實益擁有人	Long position 好倉	688,644	0.07%

Note: The 675,000,000 shares were held by New Charming Holdings Limited, a company wholly owned by Mr. Yip Mow Lum, the Chairman of the Board. Therefore, Mr. Yip Mow Lum is deemed to be interested in these shares.

附註：675,000,000股股份由新長明控股有限公司（董事會主席葉茂林先生全資擁有之公司）持有。因此，葉茂林先生被視為於該等股份中擁有權益。

Other Information

其他資料

Save as disclosed above, as at 30 September 2013, none of the Directors or the Chief Executive Officer of the Company or their respective associates had any interest or short position in the shares, underlying shares and debentures of the Company or any of its associated corporations (within the meaning of Part XV of the SFO) as recorded in the register required to be kept by the Company pursuant to section 352 of the SFO or as otherwise notified to the Company and the Stock Exchange pursuant to the Model Code.

(B) Share options

The interests of the Directors and the Chief Executive Officer in the share options of the Company are detailed in the section headed "Share Option Scheme" on page 17 of this interim report.

Save as disclosed above, at no time during the Period, the Directors and the Chief Executive Officer (including their spouses and children under 18 years of age) had any interest in, or had been granted, or exercised, any rights to subscribe for shares (or warrants or debentures, if applicable) of the Company or its associated corporations required to be disclosed pursuant to the SFO.

除上文所披露外，於二零一三年九月三十日，本公司各董事、行政總裁或彼等各自之聯繫人士概無在本公司或其任何相關法團（按《證券及期貨條例》第XV部所指之定義）之股份、相關股份或債券中擁有任何權益或淡倉，而該等權益或淡倉是根據《證券及期貨條例》第352條規定須備存之登記冊內記錄，或根據標準守則須知會本公司及聯交所之權益。

(B) 購股權

董事及行政總裁於本公司購股權之權益於本中期報告第17頁「購股權計劃」一節詳述。

除上文所披露外，於本期間內任何時間，各董事及行政總裁（包括彼等之配偶及未滿18歲之子女）概無擁有、獲授或行使任何根據《證券及期貨條例》須予披露可認購本公司或其相關法團股份（或認股權證或債券，如適用）之權利。

Other Information

其他資料

INTERESTS AND SHORT POSITIONS OF SUBSTANTIAL SHAREHOLDERS IN THE SHARE CAPITAL OF THE COMPANY

As at 30 September 2013, the interests of substantial shareholders in the shares or the underlying shares of the Company which were required to be notified to the Company pursuant to Divisions 2 and 3 of Part XV of the SFO, or which were required to be recorded in the register required to be kept by the Company under section 336 of the SFO were as follows:

主要股東於本公司股本中之權益及淡倉

於二零一三年九月三十日，根據《證券及期貨條例》第XV部第2及第3分部須知會本公司，或須記錄於根據《證券及期貨條例》第336條規定須備存之登記冊之本公司股份或相關股份之主要股東權益如下：

Name of shareholder 股東名稱	Nature of interest 權益性質	Long/Short positions 好/淡倉	Number of shares 股份數目	Approximate percentage of the issued share capital 佔已發行股本之概約百分比 (%)
New Charming Holdings Limited 新長明控股有限公司	Beneficial owner 實益擁有人	Long position 好倉	675,000,000	64.78%
Mr. Yip Mow Lum (Note) 葉茂林先生(附註)	Interest in a controlled corporation 受控法團權益	Long position 好倉	675,000,000	64.78%
Mr. Yip Mow Lum 葉茂林先生	Beneficial owner 實益擁有人	Long position 好倉	81,392,000	7.81%

Note: The 675,000,000 shares were held by New Charming Holdings Limited, a company wholly owned by Mr. Yip Mow Lum, the Chairman of the Board. Therefore, Mr. Yip Mow Lum is deemed to be interested in these shares.

附註：675,000,000股股份由新長明控股有限公司(董事會主席葉茂林先生全資擁有之公司)持有。因此，葉茂林先生被視為於該等股份中擁有權益。

Save as disclosed above, as at 30 September 2013, there was no other person who had any interest or short position in the shares or underlying shares of the Company which would fall to be disclosed to the Company under the provisions of Divisions 2 and 3 of Part XV of the SFO, or which were recorded in the register required to be kept by the Company under section 336 of the SFO, or as otherwise notified to the Company and the Stock Exchange.

除上文所披露外，於二零一三年九月三十日，概無其他人士於本公司股份或相關股份中，擁有根據《證券及期貨條例》第XV部第2及第3分部規定須向本公司披露，或已記錄於根據《證券及期貨條例》第336條規定須備存之登記冊，或須以其他方式知會本公司及聯交所之任何權益或淡倉。

Other Information

其他資料

COMPLIANCE WITH THE CORPORATE GOVERNANCE CODE

The Board is committed to ensuring high standards of corporate governance practices. During the Period, the Company fully complied with the mandatory code provisions set out in the Corporate Governance Code contained in Appendix 14 to the Rules Governing the Listing of Securities on The Stock Exchange of Hong Kong Limited (the "Listing Rules").

COMPLIANCE WITH THE MODEL CODE FOR SECURITIES TRANSACTIONS

The Company has adopted the Model Code set out in Appendix 10 to the Listing Rules as its own code of conduct regarding securities transactions by the Directors. The Company has made a specific enquiry to all Directors regarding any non-compliance with the Model Code. All the Directors confirmed that they have fully complied with the required standard set out in the Model Code during the Period.

AUDIT COMMITTEE

The primary duties of the Audit Committee of the Company are to review and supervise the financial reporting process and internal control procedures of the Company. The Audit Committee, together with the external auditor of the Group, KPMG, had reviewed the accounting principles and practices adopted by the Group and discussed financial reporting matters concerning the unaudited consolidated results of the Group for the six months ended 30 September 2013.

By Order of the Board

Chan Kai Fung

Executive Director & Chief Executive Officer

Hong Kong, 26 November 2013

遵守企業管治守則

董事會恪守維持高水平之企業管治常規之承諾。本期間內，本公司完全遵守載於香港聯合交易所有限公司證券上市規則（「上市規則」）附錄14所載企業管治守則之強制守則條文。

遵守證券交易之標準守則

本公司已採納上市規則附錄10所載之標準守則作為董事進行證券交易之行為守則。本公司已向全體董事就任何不遵守標準守則之情況作出特定查詢。全體董事均已確認，彼等於本期間內已全面遵守標準守則所訂之標準。

審核委員會

本公司審核委員會之主要職責為審閱及監督本公司之財務申報過程及內部監控程序。審核委員會已與本集團之外聘核數師畢馬威會計師事務所審閱本集團採納之會計原則及常規，並討論有關本集團截至二零一三年九月三十日止六個月之未經審核綜合業績之財務報告事宜。

承董事會命

陳啟峰

執行董事兼行政總裁

香港，二零一三年十一月二十六日

Consolidated Statement of Comprehensive Income

綜合全面收益表

For the six months ended 30 September 2013 — unaudited (Expressed in Hong Kong dollars)
截至二零一三年九月三十日止六個月 — 未經審核(以港元列示)

		Six months ended 30 September		
		截至九月三十日止六個月		
		2013	2012	
		二零一三年	二零一二年	
		\$	\$	
		元	元	
		Note		
		附註		
Turnover	營業額	4	186,880,889	110,372,797
Other revenue	其他收益	5	34,187,160	27,723,041
Other net gain	其他收益淨額	6	593,879	104,505
Staff costs	員工成本		(42,940,318)	(39,736,250)
Depreciation	折舊		(7,181,133)	(6,167,952)
Other operating expenses	其他經營開支		(67,674,455)	(49,828,469)
Profit from operations	經營溢利		103,866,022	42,467,672
Finance costs	財務成本	7(a)	(17,367,861)	(6,824,388)
Profit before taxation	除稅前溢利	7	86,498,161	35,643,284
Income tax	所得稅	8	(14,110,197)	(4,293,994)
Net profit and total comprehensive income attributable to equity shareholders for the period	權益股東應佔期內純利及全面收入總額		72,387,964	31,349,290
Earnings per share	每股盈利	9		
Basic (cents)	基本(仙)		7.00	3.98
Diluted (cents)	攤薄(仙)		7.00	3.98

The notes on pages 30 to 66 form part of this interim financial report. 第30至66頁之附註構成本中期財務報告其中部分。

Consolidated Statement of Financial Position

綜合財務狀況表

At 30 September 2013 — unaudited (Expressed in Hong Kong dollars)
於二零一三年九月三十日 — 未經審核(以港元列示)

			At 30 September 2013 於二零一三年 九月三十日	At 31 March 2013 於二零一三年 三月三十一日
		Note 附註	\$ 元	\$ 元
Non-current assets	非流動資產			
Fixed assets	固定資產	12	31,280,595	25,708,281
Deferred tax assets	遞延稅項資產		-	315,065
Other receivables, deposits and prepayments	其他應收款項、按金及預付款項	14	13,278,693	13,378,109
Other non-current assets	其他非流動資產		61,849,257	47,425,157
Total non-current assets	非流動資產總值		106,408,545	86,826,612
Current assets	流動資產			
Accounts receivable	應收賬款	13	5,659,631,849	2,705,904,441
Other receivables, deposits and prepayments	其他應收款項、按金及預付款項	14	7,494,501	12,390,859
Cash and cash equivalents	現金及現金等價物	15	455,884,176	381,477,585
Total current assets	流動資產總值		6,123,010,526	3,099,772,885
Current liabilities	流動負債			
Accounts payable	應付賬款	16	922,744,618	614,390,402
Accrued expenses and other payables	應計開支及其他應付款項	17	22,555,806	21,574,316
Bank loans	銀行貸款	18	4,353,000,000	1,690,000,000
Amount due to a related company	應付一家關連公司款項	21(a)(iii)	102,000,000	100,000,000
Current taxation	即期稅項		16,539,830	3,132,700
Total current liabilities	流動負債總額		5,416,840,254	2,429,097,418
Net current assets	流動資產淨值		706,170,272	670,675,467
Total assets less current liabilities	資產總額減流動負債		812,578,817	757,502,079
Non-current liabilities	非流動負債			
Deferred tax liabilities	遞延稅項負債		414,379	26,377
NET ASSETS	資產淨值		812,164,438	757,475,702

Consolidated Statement of Financial Position

綜合財務狀況表

At 30 September 2013 — unaudited (Expressed in Hong Kong dollars)
於二零一三年九月三十日 — 未經審核 (以港元列示)

			At 30 September 2013 於二零一三年 九月三十日	At 31 March 2013 於二零一三年 三月三十一日
		Note 附註	\$ 元	\$ 元
EQUITY	權益			
Share capital	股本	19(a)	312,602,242	309,340,812
Share premium	股份溢價	19(c)	257,468,938	250,318,615
Merger reserve	合併儲備	19(c)	(19,999,991)	(19,999,991)
Share option reserve	購股權儲備	19(c)	1,602,609	1,687,341
Retained profits	保留溢利		260,490,640	216,128,925
TOTAL EQUITY	權益總值		812,164,438	757,475,702

The notes on pages 30 to 66 form part of this interim financial report. 第30至66頁之附註構成本中期財務報告其中部分。

Consolidated Statement of Changes in Equity

綜合權益變動表

For the six months ended 30 September 2013 — unaudited (Expressed in Hong Kong dollars)
截至二零一三年九月三十日止六個月 — 未經審核(以港元列示)

			Share capital	Share premium	Merger reserve	Share option reserve	Retained profits	Total
		Note	\$	\$	\$	\$	\$	\$
		附註	元	元	元	元	元	元
Balance at 1 April 2012	於二零一二年四月一日 之結餘		204,846,600	181,907,382	(19,999,991)	3,427,420	123,617,054	493,798,465
Changes in equity for the six months ended 30 September 2012:	截至二零一二年 九月三十日止六個月 之權益變動：							
Dividend paid during the period	期內派付股息	19(b)	–	(18,436,194)	–	–	–	(18,436,194)
Shares issued under the rights issue	供股項下已發行股份		102,423,300	85,352,750	–	–	–	187,776,050
Share issuance costs	股份發行成本		–	(2,513,814)	–	–	–	(2,513,814)
Profit and total comprehensive income for the period	期內溢利及 全面收入總額		–	–	–	–	31,349,290	31,349,290
Equity-settled share-based payments	權益結算以股份為基礎 之款項		–	–	–	(272,643)	272,643	–
Balance at 30 September 2012	於二零一二年 九月三十日之結餘		307,269,900	246,310,124	(19,999,991)	3,154,777	155,238,987	691,973,797
Balance at 1 October 2012	於二零一二年 十月一日之結餘		307,269,900	246,310,124	(19,999,991)	3,154,777	155,238,987	691,973,797
Changes in equity for the six months ended 31 March 2013:	截至二零一三年 三月三十一日 止六個月之權益變動：							
Shares issued under the share option scheme	購股權計劃項下已 發行股份		2,070,912	4,008,491	–	(1,454,366)	–	4,625,037
Profit and total comprehensive income for the period	期內溢利及 全面收入總額		–	–	–	–	60,876,868	60,876,868
Equity-settled share-based payments	權益結算以股份為基礎之 款項		–	–	–	(13,070)	13,070	–
Balance at 31 March 2013	於二零一三年 三月三十一日之結餘		309,340,812	250,318,615	(19,999,991)	1,687,341	216,128,925	757,475,702

Consolidated Statement of Changes in Equity

綜合權益變動表

For the six months ended 30 September 2013 — unaudited (Expressed in Hong Kong dollars)
截至二零一三年九月三十日止六個月 — 未經審核 (以港元列示)

		Share capital	Share premium	Merger reserve	Share option reserve	Retained profits	Total
	Note	\$	\$	\$	\$	\$	\$
	附註	元	元	元	元	元	元
Balance at 1 April 2013	於二零一三年四月一日 之結餘	309,340,812	250,318,615	(19,999,991)	1,687,341	216,128,925	757,475,702
Changes in equity for the six months ended 30 September 2013:	截至二零一三年 九月三十日止六個月 之權益變動：						
Dividend paid during the period	期內派付股息 19(b)	-	-	-	-	(28,039,320)	(28,039,320)
Shares issued under the share option scheme	購股權計劃項下已發行 股份	3,261,430	7,150,323	-	(2,309,312)	-	8,102,441
Profit and total comprehensive income for the period	期內溢利及 全面收入總額	-	-	-	-	72,387,964	72,387,964
Equity-settled share based payment	權益結算以股份為基礎之 款項	-	-	-	2,224,580	13,071	2,237,651
Balance at 30 September 2013	於二零一三年 九月三十日之結餘	312,602,242	257,468,938	(19,999,991)	1,602,609	260,490,640	812,164,438

The notes on pages 30 to 66 form part of this interim financial report. 第30至66頁之附註構成本中期財務報告其中部分。

Condensed Consolidated Cash Flow Statement

簡明綜合現金流量表

For the six months ended 30 September 2013 — unaudited (Expressed in Hong Kong dollars)
截至二零一三年九月三十日止六個月 — 未經審核(以港元列示)

		Six months ended 30 September	
		截至九月三十日止六個月	
		2013	2012
		二零一三年	二零一二年
		\$	\$
		元	元
	Note 附註		
Cash used in operations	經營業務所用現金	(2,555,757,199)	(384,657,953)
Hong Kong Profit Tax paid	已付香港利得稅	-	-
Net cash used in operating activities	經營活動所用現金淨額	(2,555,757,199)	(384,657,953)
Net cash generated from investing activities	投資活動所得現金淨額	2,468,531	3,371,509
Net cash generated from financing activities	融資活動所得現金淨額	2,627,695,259	230,001,654
Net increase/(decrease) in cash and cash equivalents	現金及現金等價物增加/(減少)淨額	74,406,591	(151,284,790)
Cash and cash equivalents at 1 April	於四月一日之現金及現金等價物	381,477,585	397,052,989
Cash and cash equivalents at 30 September	於九月三十日之現金及現金等價物	455,884,176	245,768,199
	15		

The notes on pages 30 to 66 form part of this interim financial report. 第30至66頁之附註構成本中期財務報告其中部分。

Notes to the Unaudited Interim Financial Report

未經審核中期財務報告附註

(Expressed in Hong Kong dollars unless otherwise indicated)
(除另有指明外，以港元列示)

1 GENERAL INFORMATION

Bright Smart Securities & Commodities Group Limited ("the Company") was incorporated in the Cayman Islands on 4 August 2009 as an exempted company with limited liability under the Companies Law, Cap 22 (Law 3 of 1961, as consolidated and revised) of the Cayman Islands. The consolidated interim financial report of the Company as at and for the six months ended 30 September 2013 comprises the Company and its subsidiaries (together referred to as the "Group").

The Company had direct or indirect interests in the following subsidiaries, all of which are private companies, particulars of which are set out below:

1 一般資料

耀才證券金融集團有限公司(「本公司」)於二零零九年八月四日根據開曼群島法例第22章公司法(一九六一年第三法例，經綜合及修訂)在開曼群島註冊成立為獲豁免有限公司。本公司於及截至二零一三年九月三十日止六個月之綜合中期財務報告包括本公司及其附屬公司(統稱「本集團」)。

本公司於以下附屬公司擁有直接或間接權益，該等附屬公司均為私人公司，其詳情如下：

Name of company 公司名稱	Place and date of incorporation 註冊成立地點及日期	Issued and fully paid-up capital 已發行及實繳股本	Attributable equity interest 應佔股本權益		Principal activities 主要業務
			direct 直接	indirect 間接	
Bright Smart Investment Holdings Limited 耀才投資控股有限公司	British Virgin Islands (BVI)/ 22 October 2009 英屬處女群島/ 二零零九年十月二十二日	US\$100 at US\$1 per share 100美元， 每股面值1美元	100%	–	Investment holding 投資控股
Bright Smart Asset Management Limited 耀才資產管理有限公司	Hong Kong/ 18 August 2011 香港/ 二零一一年八月十八日	HK\$5,000,000 at HK\$1 per share 5,000,000港元， 每股面值1港元	–	100%	Inactive 暫無營業
Bright Smart Forex Limited (formerly known as Bright FX & Bullion Limited) 耀才環球外匯有限公司 (前稱耀才外匯黃金有限公司)	Hong Kong/ 23 April 2012 香港/ 二零一二年 四月二十三日	HK\$30,000,000 at HK\$1 per share 30,000,000港元， 每股面值1港元	–	100%	Inactive 暫無營業
Bright Smart Futures & Commodities Co., Ltd 耀才期貨及商品有限公司	Hong Kong/ 14 November 1995 香港/ 一九九五年 十一月十四日	HK\$114,000,000 at HK\$1 per share 114,000,000港元， 每股面值1港元	–	100%	Commodities and futures broking 商品及期貨經紀
Bright Smart Global Bullion Limited 耀才環球金業有限公司	Hong Kong/ 10 October 2012 香港/ 二零一二年 十月十日	HK\$10,000 at HK\$1 per share 10,000港元， 每股面值1港元	–	100%	Bullion broking 現貨金經紀

Notes to the Unaudited Interim Financial Report

未經審核中期財務報告附註

(Expressed in Hong Kong dollars unless otherwise indicated)
(除另有指明外，以港元列示)

1 GENERAL INFORMATION (Continued)

1 一般資料(續)

Name of company 公司名稱	Place and date of incorporation 註冊成立地點及日期	Issued and fully paid-up capital 已發行及實繳股本	Attributable equity interest 應佔股本權益		Principal activities 主要業務
			direct 直接	indirect 間接	
Bright Smart Investment Consultancy (China) Company Limited 耀才投資諮詢顧問(中國) 有限公司	Hong Kong/ 9 November 2010 香港／二零一零年 十一月九日	HK\$1 at HK\$1 per share 1 港元， 每股面值 1 港元	–	100%	Investment holding 投資控股
Bright Smart Securities International (H.K.) Limited 耀才證券國際(香港) 有限公司	Hong Kong/ 10 August 1998 香港／一九九八年 八月十日	HK\$481,000,000 at HK\$1 per share 481,000,000 港元， 每股面值 1 港元	–	100%	Securities broking and margin financing 證券經紀及孖展融資
Everlasting Source Limited 粵彩有限公司	Hong Kong/ 8 December 2010 香港／二零一零年 十二月八日	HK\$1 at HK\$1 per share 1 港元， 每股面值 1 港元	–	100%	Administrative services 行政服務
Glow Dragon Limited 晴龍有限公司	Hong Kong/ 21 January 2010 香港／二零一零年 一月二十一日	HK\$1 at HK\$1 per share 1 港元， 每股面值 1 港元	–	100%	Administrative services 行政服務
Huge Dynasty Limited 展躍有限公司	Hong Kong/ 13 January 2010 香港／二零一零年 一月十三日	HK\$1 at HK\$1 per share 1 港元， 每股面值 1 港元	–	100%	Administrative services 行政服務
Ideal Magic Limited 裕驊有限公司	Hong Kong/ 13 January 2010 香港／二零一零年 一月十三日	HK\$1 at HK\$1 per share 1 港元， 每股面值 1 港元	–	100%	Administrative services 行政服務
Merit Act Limited 宏烽有限公司	Hong Kong/ 3 November 2009 香港／二零零九年 十一月三日	HK\$1 at HK\$1 per share 1 港元， 每股面值 1 港元	–	100%	Administrative services 行政服務
Victor Tone Limited 圍通有限公司	Hong Kong/ 21 January 2010 香港／二零一零年 一月二十一日	HK\$1 at HK\$1 per share 1 港元， 每股面值 1 港元	–	100%	Administrative services 行政服務
耀才商務諮詢(深圳) 有限公司 (note)(附註)	People's Republic of China/ 10 January 2011 中華人民共和國/ 二零一一年一月十日	HK\$1,000,000 1,000,000 港元	–	100%	Inactive 暫無營業

Note: It is registered as a wholly foreign-owned enterprise under the laws of the People's Republic of China.

附註：此公司乃根據中華人民共和國法律註冊為一間外商獨資企業。

Notes to the Unaudited Interim Financial Report

未經審核中期財務報告附註

(Expressed in Hong Kong dollars unless otherwise indicated)
(除另有指明外，以港元列示)

2 SIGNIFICANT ACCOUNTING POLICIES

(a) Statement of compliance

This interim financial report for the six months period ended 30 September 2013 has been prepared in accordance with Hong Kong Accounting Standard (“HKAS”) 34, “Interim Financial Reporting”, issued by the Hong Kong Institute of Certified Public Accountants (“HKICPA”). This interim financial report also complies with the applicable disclosure provisions of the Rules Governing the Listing of Securities on The Stock Exchange of Hong Kong Limited. A summary of the significant accounting policies adopted and consistently applied by the Group in the preparation of this interim financial report is set out below.

The interim financial report contains condensed consolidated financial statements and selected explanatory notes. The notes include an explanation of events and transactions that are significant to an understanding of the changes in financial position and performance of the Group since the 2012/13 annual financial statements. The condensed consolidated interim financial statements and notes thereon do not include all of the information required for full set of financial statements prepared in accordance with Hong Kong Financial Reporting Standards (“HKFRSs”).

The interim financial report is unaudited, but has been reviewed by KPMG in accordance with the Hong Kong Standard on Review Engagements 2410, “Review of Interim Financial Information Performed by the Independent Auditor of the Entity”, issued by the HKICPA.

2 重大會計政策

(a) 合規聲明

本截至二零一三年九月三十日止六個月期間之中期財務報告乃根據香港會計師公會(「香港會計師公會」)頒佈之香港會計準則(「香港會計準則」)第34號「中期財務報告」編製。本中期財務報告亦遵守香港聯合交易所有限公司證券上市規則之適用披露條文。本集團編製本中期財務報告時所採納及貫徹應用之重大會計政策概要載於下文。

中期財務報告包括簡明綜合財務報表及經挑選之說明附註。該等附註載有多項事件及交易之說明，此等說明對了解本集團自刊發二零一二／一三年度財務報表以來財務狀況之變動及表現實為重要。簡明綜合中期財務報表及其附註並不包括根據香港財務報告準則(「香港財務報告準則」)編製整套財務報表所需之全部資料。

中期財務報告未經審核，惟已由畢馬威會計師事務所根據香港會計師公會頒佈之香港審閱委聘準則第2410號「由實體獨立核數師審閱中期財務資料」進行審閱。

Notes to the Unaudited Interim Financial Report

未經審核中期財務報告附註

(Expressed in Hong Kong dollars unless otherwise indicated)
(除另有指明外，以港元列示)

2 SIGNIFICANT ACCOUNTING POLICIES

(Continued)

(a) Statement of compliance (Continued)

The financial information relating to the financial year ended 31 March 2013 that is included in the interim financial report as being previously reported information does not constitute the Company's statutory financial statements for that financial year but is derived from those financial statements. Statutory financial statements for the year ended 31 March 2013 are available from the Company's registered office. The auditors have expressed an unqualified opinion on those financial statements in their report dated 18 June 2013.

(b) Basis of preparation of the financial statements

The interim financial statements are presented in Hong Kong Dollars ("HKD"). It is prepared on the historical cost basis.

The preparation of an interim financial report in conformity with HKAS 34 "Interim Financial Reporting" requires management to make judgements, estimates and assumptions that affect the application of policies and reported amounts of assets and liabilities, income and expenses on a year to date basis. Actual results may differ from these estimates.

2 重大會計政策(續)

(a) 合規聲明(續)

本中期財務報告中關於截至二零一三年三月三十一日止財政年度之財務資料(作為以往已申報之資料)並不構成本公司於該財政年度之法定財務報表，惟乃摘錄自該等財務報表。截至二零一三年三月三十一日止年度之法定財務報表可於本公司之註冊辦事處查閱。核數師於二零一三年六月十八日發表之報告中就該等財務報表作出無保留意見。

(b) 編製財務報表基準

中期財務報表以港元(「港元」)呈列，並按照歷史成本基準編製。

編製符合香港會計準則第34號「中期財務報告」之中期財務報告要求管理層作出會對政策應用和按年內迄今為止所申報之資產及負債、收入及支出金額構成影響之判斷、估計和假設。實際結果可能有別於該等估計。

Notes to the Unaudited Interim Financial Report

未經審核中期財務報告附註

(Expressed in Hong Kong dollars unless otherwise indicated)
(除另有指明外，以港元列示)

2 SIGNIFICANT ACCOUNTING POLICIES

(Continued)

(c) Basis of consolidation

(i) Subsidiaries

Subsidiaries are entities controlled by the Group. Control exists when the Group has the power to govern the financial and operating policies of an entity so as to obtain benefits from its activities. In assessing control, potential voting rights that presently are exercisable are taken into account. The financial statements of subsidiaries are included in the financial statements from the date that control commences until the date that control ceases. Intra-group balances and transactions and any unrealised profits arising from intra-group transactions are eliminated in full in preparing the financial statements. Unrealised losses resulting from intra-group transactions are eliminated in the same way as unrealised gains but only to the extent that there is no evidence of impairment.

(ii) Business combinations involving entities under common control

The consolidated financial statements incorporate the financial statements of the combining entities or businesses as if they had been combined from the date when the combining entities or business first came under the control of the controlling parties.

The net assets of the combining entities or business are recognised at the carrying values prior to the common control combination.

The consolidated financial statements include the results of each of the combining entities or business from the earliest date presented or since the date when combining entities or business first came under the control of the controlling parties, where this is a shorter period, regardless of the date of the common control combination.

2 重大會計政策 (續)

(c) 綜合基準

(i) 附屬公司

附屬公司指本集團控制之實體。倘本集團有權支配實體之財務及經營政策，藉此從其活動中取得利益，則存在控制關係。在評估控制權時，會考慮目前可行使之潛在表決權。附屬公司之財務報表自控制開始當日計入財務報表，直至控制終止當日為止。集團內結餘及交易以及集團內交易所產生之任何未變現溢利，在編製財務報表時全數對銷。集團內交易所產生之未變現虧損僅在並無出現減值證據之情況下以與未變現收益相同之方法予以對銷。

(ii) 涉及共同控制實體之業務合併

綜合財務報表包含合併實體或業務之財務報表，猶如該等實體或業務自控制方首次控制合併實體或業務當日起經已合併。

合併實體或業務之資產淨值於共同控制合併前以賬面值確認。

綜合財務報表包括各合併實體或業務自呈列最早日期起，或自控制方首次控制合併實體或業務當日起（不論共同控制合併之日期）之較短期間之業績。

Notes to the Unaudited Interim Financial Report

未經審核中期財務報告附註

(Expressed in Hong Kong dollars unless otherwise indicated)
(除另有指明外，以港元列示)

2 SIGNIFICANT ACCOUNTING POLICIES

(Continued)

(c) Basis of consolidation (Continued)

(ii) Business combinations involving entities under common control (Continued)

The comparative amounts in the consolidated financial statements are presented as if the entities or businesses had been combined at the previous reporting date or when they first came under control of the controlling parties, whichever is shorter.

(d) Fixed assets

Fixed assets are stated in the consolidated statement of financial positions at cost less accumulated depreciation and impairment losses (see note 2(f)(ii)).

Gains or losses arising from the retirement or disposal of an item of fixed assets are determined as the difference between the net disposal proceeds and the carrying amount of the item and are recognised in profit or loss on the date of retirement or disposal.

Depreciation is calculated to write off the cost of items of fixed assets, less their estimated residual value, if any, using the straight-line method over their estimated useful lives as follows:

— Leasehold improvements	Shorter of the unexpired term of lease and 3 years
— 裝修	未屆滿租期或3年(以較短期為準)
— Motor vehicles	5 years
— 汽車	5年
— Office equipment	5 years
— 辦公室設備	5年
— Furniture and fixtures	5 years
— 傢具及裝置	5年
— Computers and software	5 years
— 電腦及軟件	5年

Both the useful life of an asset and its residual value, if any, are reviewed annually.

2 重大會計政策(續)

(c) 綜合基準(續)

(ii) 涉及共同控制實體之業務合併(續)

綜合財務報表之比較金額按猶如實體或業務於上一個報告日期或首次受控制方控制時(以較短者為準)經已合併之基準呈列。

(d) 固定資產

固定資產按成本減累計折舊及減值虧損(見附註2(f)(ii))於綜合財務狀況表列賬。

報廢或出售固定資產項目所產生之損益以該項目之出售所得款項淨額與其賬面值之間的差額釐定，並於報廢或出售當日在損益確認。

固定資產折舊以固定資產項目成本減其估計剩餘價值(如有)撇銷，並以直線法按其預計可用年限計算如下：

資產之可使用年限及其剩餘價值(如有)會每年進行檢討。

Notes to the Unaudited Interim Financial Report

未經審核中期財務報告附註

(Expressed in Hong Kong dollars unless otherwise indicated)
(除另有指明外，以港元列示)

2 SIGNIFICANT ACCOUNTING POLICIES

(Continued)

(e) Operating lease charges

Leases which do not transfer substantially all the risks and rewards of ownership to the Group are classified as operating leases. Where the Group has the use of assets under operating leases, payments made under the leases are charged to profit or loss in equal instalments over the accounting periods covered by the lease terms, except where an alternative basis is more representative of the pattern of benefits to be derived from the leased asset. Lease incentives received are recognised in profit or loss as an integral part of the aggregate net lease payments made. Contingent rentals are charged to profit or loss in the accounting period in which they are incurred.

(f) Impairment of assets

(i) Impairment of investments in subsidiaries and accounts receivable and other receivables

Investments in subsidiaries and accounts receivable and other receivables that are carried at cost or amortised cost are reviewed at each reporting date to determine whether there is objective evidence of impairment. Objective evidence of impairment includes observable data that comes to the attention of the Group about one or more of the following loss events:

- significant financial difficulty of the debtor;
- a breach of contract, such as a default or delinquency in interest or principal payments;
- it becoming probable that the debtor will enter bankruptcy or other financial reorganisation; and
- significant changes in the technological, market, economic or legal environment that have an adverse effect on the debtor.

2 重大會計政策 (續)

(e) 經營租約支出

凡並無將擁有權之絕大風險及回報轉讓予本集團之租賃，均分類為經營租約。倘本集團使用經營租約下之資產，則根據租約支付之款項會於租約年期所涵蓋之會計期間，以等額分期於損益中扣除，除非有其他基準更能代表租賃資產所產生之利益模式則屬例外。獲取之租約優惠於損益確認為淨租金總額之組成部分。或然租金於其產生之會計期間內於損益中扣除。

(f) 資產減值

(i) 附屬公司投資以及應收賬款及其他應收款項減值

按成本或攤銷成本列賬之於附屬公司之投資、應收賬款及其他應收款項於各報告日期審閱，以確定有否客觀減值證據。客觀減值證據包括本集團需留意有關一項或多項以下虧損事項之可觀察數據：

- 債務人之重大財務困難；
- 違約行為，如拖欠或未能償還利息或本金；
- 債務人極有可能進行破產或其他財務重組；及
- 科技、市場、經濟或法律領域之重大變動對債務人產生不利影響。

Notes to the Unaudited Interim Financial Report

未經審核中期財務報告附註

(Expressed in Hong Kong dollars unless otherwise indicated)
(除另有指明外，以港元列示)

2 SIGNIFICANT ACCOUNTING POLICIES

(Continued)

(f) Impairment of assets (Continued)

(i) Impairment of investments in subsidiaries and accounts receivable and other receivables (Continued)

If any such evidence exists, any impairment loss is determined and recognised as follows:

- For investments in subsidiaries, the impairment loss is measured by comparing the recoverable amount of the investment with its carrying amount in accordance with note 2(f)(ii). The impairment loss is reversed if there has been a favourable change in the estimates used to determine the recoverable amount in accordance with note 2(f)(ii).
- For accounts receivable and other receivables carried at amortised cost, the impairment loss is measured as the difference between the asset's carrying amount and the present value of estimated future cash flows, discounted at the financial asset's original effective interest rate (i.e. the effective interest rate computed at initial recognition of these assets), where the effect of discounting is material. This assessment is made collectively where financial assets carried at amortised cost share similar risk characteristics, such as similar past due status, and have not been individually assessed as impaired. Future cash flows for financial assets which are assessed for impairment collectively are based on historical loss experience for assets with credit risk characteristics similar to the collective group.

2 重大會計政策(續)

(f) 資產減值(續)

(i) 附屬公司投資以及應收賬款及其他應收款項減值(續)

倘存在任何該等證據，任何減值虧損釐定及確認如下：

- 就於附屬公司之投資而言，減值虧損乃根據附註2(f)(ii)所述按投資之可收回金額與其賬面值之差額計量。倘根據附註2(f)(ii)所述用於釐定可收回金額之估計出現有利變動，則會撥回減值虧損。
- 就按攤銷成本列賬之應收賬款及其他應收款項而言，倘貼現影響重大，減值虧損按資產賬面值與估計未來現金流量現值之差額，按財務資產原先實際利率(即初步確認該等資產時計算之實際利率)貼現計算。倘按攤銷成本列賬之財務資產承擔之風險特徵相近(如逾期狀況相似)及並未個別評估為出現減值等，則會以集體形式進行評估。經集體評估為減值之財務資產之未來現金流量乃以信貸風險特徵類似該集合組別之資產之過往虧損經驗為依據。

Notes to the Unaudited Interim Financial Report

未經審核中期財務報告附註

(Expressed in Hong Kong dollars unless otherwise indicated)
(除另有指明外，以港元列示)

2 SIGNIFICANT ACCOUNTING POLICIES

(Continued)

(f) Impairment of assets (Continued)

(i) Impairment of investments in subsidiaries and accounts receivable and other receivables

(Continued)

If in a subsequent period the amount of an impairment loss decreases and the decrease can be linked objectively to an event occurring after the impairment loss was recognised, the impairment loss is reversed through profit or loss. A reversal of an impairment loss shall not result in the asset's carrying amount exceeding that which would have been determined had no impairment loss been recognised in prior periods.

(ii) Impairment of fixed assets

Internal and external sources of information are reviewed at each reporting date to identify indications that fixed assets may be impaired or an impairment loss previously recognised no longer exists or may have decreased.

If any such indication exists, the asset's recoverable amount is estimated.

— Calculation of recoverable amount

The recoverable amount of an asset is the greater of its fair value less costs to sell and value in use. In assessing value in use, the estimated future cash flows are discounted to their present value using a pre-tax discount rate that reflects current market assessments of time value of money and the risks specific to the asset. Where an asset does not generate cash inflows largely independent of those from other assets, the recoverable amount is determined for the smallest group of assets that generates cash inflows independently (i.e. a cash-generating unit).

2 重大會計政策 (續)

(f) 資產減值 (續)

(i) 附屬公司投資以及應收賬款及其他應收款項減值 (續)

倘於往後期間之減值虧損金額減少，而有關減幅客觀上與確認減值虧損後發生之事件有關，則減值虧損會於損益撥回。減值虧損之撥回不應導致資產賬面值超過其在過往期間並無確認減值虧損時原應釐定之金額。

(ii) 固定資產減值

源自內部及外部之資料乃於各報告日期審閱，以識別固定資產可能出現減值或過往確認之減值虧損不再存在或可能已減少之跡象。

倘存在任何該等跡象，則會估計資產之可收回金額。

— 計算可收回金額

資產之可收回金額為其公平價值減銷售成本及使用價值兩者之較高者。於評估使用價值時，估計未來現金流量採用反映貨幣時間價值及資產特定風險之現時市場評估之稅前貼現率貼現至其現值。倘資產所產生現金流入很大程度上並非獨立於其他資產所產生者，則就獨立產生現金流入之最小一組資產(即現金產生單位)釐定可收回金額。

Notes to the Unaudited Interim Financial Report

未經審核中期財務報告附註

(Expressed in Hong Kong dollars unless otherwise indicated)
(除另有指明外，以港元列示)

2 SIGNIFICANT ACCOUNTING POLICIES

(Continued)

(f) Impairment of assets (Continued)

(ii) Impairment of fixed assets (Continued)

— Recognition of impairment losses

An impairment loss is recognised in profit or loss if the carrying amount of an asset, or the cash-generating unit to which it belongs, exceeds its recoverable amount. Impairment losses recognised in respect of cash-generating units are allocated to reduce the carrying amount of the assets in the unit (or group of units) on a pro rata basis, except that the carrying value of an asset will not be reduced below its individual fair value less costs to sell, or value in use, if determinable.

— Reversals of impairment losses

An impairment loss is reversed if there has been a favourable change in the estimates used to determine the recoverable amount. A reversal of impairment loss is limited to the asset's carrying amount that would have been determined had no impairment loss been recognised in prior periods. Reversals of impairment losses are credited to profit or loss in the period in which the reversals are recognised.

(g) Accounts receivable and other receivables

Accounts receivable and other receivables are initially recognised at fair value and thereafter stated at amortised cost less allowance for impairment of doubtful debts (see note 2(f)(i)), except where the receivables are interest-free loans made to related parties without any fixed repayment terms or the effect of discounting would be immaterial. In such cases, the receivables are stated at cost less allowance for impairment of doubtful debts (see note 2(f)(i)).

2 重大會計政策(續)

(f) 資產減值(續)

(ii) 固定資產減值(續)

— 確認減值虧損

倘資產或其所屬現金產生單位之賬面值超過其可收回金額，則於損益確認減值虧損。就現金產生單位確認之減值虧損予以分配，以按比例扣減單位(或一組單位)之資產賬面值，惟資產賬面值將不會調減至低於其個別公平值減銷售成本或使用價值(如可釐定)。

— 撥回減值虧損

倘用以釐定可收回金額之估計出現有利變動，則會撥回減值虧損。撥回減值虧損限於過往期間並無確認減值虧損時原應釐定之資產賬面值。減值虧損撥回於確認撥回期間計入損益。

(g) 應收賬款及其他應收款項

應收賬款及其他應收款項初步按公平值確認，其後則按攤銷成本扣除呆賬減值撥備列賬(見附註2(f)(i))，惟倘若應收款項為給予關連人士之無固定還款期免息貸款，或貼現影響並不重大者則除外。於該等情況下，應收款項按成本扣除呆賬減值撥備列賬(見附註2(f)(i))。

Notes to the Unaudited Interim Financial Report

未經審核中期財務報告附註

(Expressed in Hong Kong dollars unless otherwise indicated)
(除另有指明外，以港元列示)

2 SIGNIFICANT ACCOUNTING POLICIES

(Continued)

(h) Accounts payable and other payables

Accounts payable and other payables are initially recognised at fair value and thereafter stated at amortised cost unless the effect of discounting would be immaterial, in which case they are stated at cost.

(i) Interest-bearing borrowings

Interest-bearing borrowings are recognised initially at fair value less attributable transaction costs. Subsequent to initial recognition, interest-bearing borrowings are stated at amortised cost with any difference between the amount initially recognised and redemption value being recognised in profit or loss over the period of the borrowings, together with any interest and fees payable, using the effective interest method.

(j) Cash and cash equivalents

Cash and cash equivalents comprise cash at bank and on hand, time deposits and demand deposits with banks.

(k) Employee benefits

- (i) Salaries, annual bonuses, paid annual leave, contributions to defined contribution retirement plans and the cost of non-monetary benefits are accrued in the year in which the associated services are rendered by employees.
- (ii) Contributions to Mandatory Provident Funds as required under the Hong Kong Mandatory Provident Fund Schemes Ordinance are recognised as an expense in profit or loss as incurred.

2 重大會計政策 (續)

(h) 應付賬款及其他應付款項

應付賬款及其他應付款項初步按公平值確認，其後則按攤銷成本列賬，惟倘若貼現影響並不重大，則按成本列賬。

(i) 計息借貸

計息借貸初步以公平值減應佔交易成本確認。在初步確認後，計息借貸按攤銷成本列賬，而初步確認金額與贖回價值之間的任何差額連同任何應付利息及費用在借貸期間以實際利率法在損益確認。

(j) 現金及現金等價物

現金及現金等價物包括銀行存款及手頭現金以及定期及活期銀行存款。

(k) 僱員福利

- (i) 薪金、年終花紅、有薪年假、向定額供款退休計劃作出之供款及非貨幣福利成本於僱員提供相關服務之年度計算。
- (ii) 根據香港《強制性公積金計劃條例》規定向強制性公積金作出之供款於產生時在損益確認為開支。

Notes to the Unaudited Interim Financial Report

未經審核中期財務報告附註

(Expressed in Hong Kong dollars unless otherwise indicated)
(除另有指明外，以港元列示)

2 SIGNIFICANT ACCOUNTING POLICIES

(Continued)

(k) Employee benefits (Continued)

- (iii) The fair value of share options granted to employees is recognised as an employee cost with a corresponding increase in a share option reserve within equity. The fair value is measured at the grant date using the Black-Scholes model, taking into account the terms and conditions upon which the options were granted. Where the employees have to meet vesting conditions before becoming unconditionally entitled to the options, the total estimated fair value of the options is spread over the vesting period, taking into account the probability that the options will vest.

Where the Company enters into equity-settled share-based payment arrangements involving employees of subsidiaries, the cost is recognised in "Investment in subsidiaries" and credited to the "Share option reserve" over the vesting period. The equity amount is recognised in the capital reserve until either the option is exercised (when it is transferred to the share premium account) or the vested option expires (when it is released directly to retained profits).

(l) Income tax

Income tax for the period comprises current tax and movements in deferred tax assets and liabilities. Current tax and movements in deferred tax assets and liabilities are recognised in profit or loss except to the extent that they relate to items recognised in other comprehensive income or directly in equity, in which case the relevant amounts of tax are recognised in other comprehensive income or directly in equity, respectively.

Current tax is the expected tax payable on the taxable income for the period, using tax rates enacted or substantively enacted at the end of the reporting period, and any adjustment to tax payable in respect of previous years.

2 重大會計政策(續)

(k) 僱員福利(續)

- (iii) 授予僱員購股權之公平值確認為僱員成本，相應之增加會於權益內之購股權儲備反映。公平值在授出日期採用柏力克－舒爾斯模式，經考慮授出購股權之條款及條件而計量。倘僱員須符合歸屬條件才有權無條件行使購股權，則購股權之估計總公平值會於考慮購股權將歸屬之可能性後在歸屬期內分攤。

倘本公司訂立之權益結算以股份為基礎之款項安排涉及附屬公司僱員，有關成本會於歸屬期內在「於附屬公司之投資」內確認，並撥入「購股權儲備」。股本金額乃於資本儲備內確認，直至購股權獲行使（轉撥至股份溢價賬）或歸屬權已屆滿（直接撥入保留溢利）。

(l) 所得稅

本期間之所得稅包括即期稅項及遞延稅項資產與負債變動。即期稅項及遞延稅項資產與負債變動在損益確認，惟涉及於其他全面收益或直接於權益確認之項目，其相關稅款分別在其他全面收益或直接於權益確認。

即期稅項指就本期間應課稅收入採用於報告期末已頒布或實質頒布之稅率計算之預期應繳稅項，以及就過往年度應繳稅項所作之任何調整。

Notes to the Unaudited Interim Financial Report

未經審核中期財務報告附註

(Expressed in Hong Kong dollars unless otherwise indicated)
(除另有指明外，以港元列示)

2 SIGNIFICANT ACCOUNTING POLICIES

(Continued)

(I) Income tax (Continued)

Deferred tax assets and liabilities arise from deductible and taxable temporary differences respectively, being the differences between the carrying amounts of assets and liabilities for financial reporting purposes and their tax bases. Deferred tax assets also arise from unused tax losses and unused tax credits.

Apart from certain limited exceptions, all deferred tax liabilities, and all deferred tax assets to the extent that it is probable that future taxable profits will be available against which the asset can be utilised, are recognised. Future taxable profits that may support the recognition of deferred tax assets arising from deductible temporary differences include those that will arise from the reversal of existing taxable temporary differences, provided those differences relate to the same taxation authority and the same taxable entity, and are expected to reverse either in the same period as the expected reversal of the deductible temporary difference or in periods into which a tax loss arising from the deferred tax asset can be carried back or forward. The same criteria are adopted when determining whether existing taxable temporary differences support the recognition of deferred tax assets arising from unused tax losses and credits, that is, those differences are taken into account if they relate to the same taxation authority and the same taxable entity, and are expected to reverse in a period, or periods, in which the tax loss or credit can be utilised.

2 重大會計政策 (續)

(I) 所得稅 (續)

遞延稅項資產及負債分別來自可扣稅及應課稅暫時差額，即就財務申報目的之資產及負債賬面值與其稅基之間之差額。遞延稅項資產亦源自未動用稅項虧損及未動用稅項抵免。

除若干有限例外情況外，所有遞延稅項負債及遞延稅項資產（僅限於有可能用以抵銷日後應課稅溢利之部分）均予確認。可支持確認源自可扣稅暫時差額之遞延稅項資產之未來應課稅溢利包括撥回現有應課稅暫時差額產生之款項，惟該等差額須與同一徵稅機關及同一應課稅實體有關，並預期會於預料撥回可扣稅暫時差額之同一期間或遞延稅項資產所產生稅項虧損可往撥回或結轉之期間內撥回。該項準則亦適用於釐定現有應課稅暫時差額可否支持確認未動用稅項虧損及稅項抵免所產生遞延稅項資產，即該等差額倘與同一徵稅機關及同一應課稅實體有關時將予以計入，並預期於稅項虧損或稅項抵免可予使用之一段期間或多段期間撥回。

Notes to the Unaudited Interim Financial Report

未經審核中期財務報告附註

(Expressed in Hong Kong dollars unless otherwise indicated)
(除另有指明外，以港元列示)

2 SIGNIFICANT ACCOUNTING POLICIES

(Continued)

(I) Income tax (Continued)

The limited exceptions to recognition of deferred tax assets and liabilities are those temporary differences arising from goodwill not deductible for tax purposes, the initial recognition of assets or liabilities that affect neither accounting nor taxable profit (provided they are not part of a business combination), and temporary differences relating to investments in subsidiaries to the extent that, in the case of taxable differences, the Group controls the timing of the reversal and it is probable that the differences will not reverse in the foreseeable future, or in the case of deductible differences, unless it is probable that they will reverse in the future.

The amount of deferred tax recognised is measured based on the expected manner of realisation or settlement of the carrying amount of the assets and liabilities, using tax rates enacted or substantively enacted at the end of the reporting period. Deferred tax assets and liabilities are not discounted.

The carrying amount of a deferred tax asset is reviewed at each end of the reporting period and is reduced to the extent that it is no longer probable that sufficient taxable profit will be available to allow the related tax benefit to be utilised. Any such reduction is reversed to the extent that it becomes probable that sufficient taxable profits will be available.

Current tax balances and deferred tax balances, and movements therein, are presented separately from each other and are not offset. Current tax assets are offset against current tax liabilities, and deferred tax assets against deferred tax liabilities if the Group has the legally enforceable right to set off current tax assets against current tax liabilities and the following additional conditions are met:

- in the case of current tax assets and liabilities, the Group intends either to settle on a net basis, or to realise the asset and settle the liability simultaneously; or

2 重大會計政策(續)

(I) 所得稅(續)

確認遞延稅項資產及負債之有限例外情況包括：不可扣稅商譽產生之暫時差額、初步確認不影響會計或應課稅溢利之資產或負債(不屬業務合併之部分)以及與投資於附屬公司有關之暫時差額；如屬應課稅差額，以本集團可控制撥回時間及不大可能在可預見未來撥回差額為限；或如屬可扣稅差額，則以可能在未來撥回差額為限。

已確認遞延稅項金額按資產及負債賬面值之預期變現或結算方式，採用報告期末已頒布或實質頒布之稅率計算。遞延稅項資產及負債均不予貼現。

遞延稅項資產賬面值於各報告期末檢討，倘不再可能備有足夠應課稅溢利可供動用相關稅務利益，則須削減遞延稅項資產賬面值。倘很可能有足夠應課稅溢利，則會撥回有關減額。

即期稅項結餘及遞延稅項結餘以及其變動乃分開各自呈列，且不予抵銷。倘本集團有法定行使權以即期稅項資產抵銷即期稅項負債，且符合以下附帶條件，可以即期稅項資產及遞延稅項資產分別抵銷即期稅項負債及遞延稅項負債：

- 就即期稅項資產及負債而言，本集團計劃按淨額基準結算，或在變現資產之同時清償負債；或

Notes to the Unaudited Interim Financial Report

未經審核中期財務報告附註

(Expressed in Hong Kong dollars unless otherwise indicated)
(除另有指明外，以港元列示)

2 SIGNIFICANT ACCOUNTING POLICIES

(Continued)

(l) Income tax (Continued)

- in the case of deferred tax assets and liabilities, if they relate to income taxes levied by the same taxation authority on either:
 - the same taxable entity; or
 - different taxable entities, which, in each future period in which significant amounts of deferred tax liabilities or assets are expected to be settled or recovered, intend to realise the current tax assets and settle the current tax liabilities on a net basis or realise and settle simultaneously.

(m) Provisions and contingent liabilities

Provisions are recognised for other liabilities of uncertain timing or amount when the Group has a legal or constructive obligation arising as a result of a past event, it is probable that an outflow of economic benefits will be required to settle the obligation and a reliable estimate can be made. Where the time value of money is material, provisions are stated at the present value of the expenditure expected to settle the obligation.

Where it is not probable that an outflow of economic benefits will be required, or the amount cannot be estimated reliably, the obligation is disclosed as a contingent liability, unless the probability of outflow of economic benefits is remote. Possible obligations, whose existence will only be confirmed by the occurrence or non-occurrence of one or more future events are also disclosed as contingent liabilities unless the probability of outflow of economic benefits is remote.

2 重大會計政策 (續)

(l) 所得稅 (續)

- 就遞延稅項資產及負債而言，倘該等資產及負債與同一稅務機關就下列任何實體徵收之所得稅有關：
 - 同一應課稅實體；或
 - 不同應課稅實體，而該等實體計劃在預期有大額遞延稅項負債或資產須予清償或收回之各個未來期間，按淨額基準變現即期稅項資產及清償即期稅項負債，或同時進行變現及清償。

(m) 撥備及或然負債

於本集團須就過往事件承擔法律或推定責任，而履行該責任很可能須流出經濟利益，且能夠作出可靠估計時，將就不確定時間或款額之其他負債確認撥備。倘貨幣時間價值重大，則按預計履行責任所需開支之現值撥備。

倘需要經濟利益流出之可能性不大，或無法對有關款額作出可靠估計，則會將該責任披露為或然負債，惟該等經濟利益流出之機會極低則除外。除非經濟利益流出之可能性極低，否則視乎某宗或多宗未來事件是否發生方可確定是否存在之潛在責任，亦會披露為或然負債。

Notes to the Unaudited Interim Financial Report

未經審核中期財務報告附註

(Expressed in Hong Kong dollars unless otherwise indicated)
(除另有指明外，以港元列示)

2 SIGNIFICANT ACCOUNTING POLICIES

(Continued)

(n) Revenue recognition

Revenue is measured at the fair value of the consideration received or receivable. Provided it is probable that the economic benefits will flow to the Group and the revenue and costs, if applicable, can be measured reliably, revenue is recognised in profit or loss as follows:

(i) Brokerage income

Brokerage income is recognised on a trade date basis when the relevant transactions are executed. Volume rebate to customers is recognised as a reduction in brokerage income when payment of the rebate is probable and the amounts can be estimated reliably. The fair value of the consideration received or receivable in respect of the initial trade under customer loyalty programmes is allocated between the award credits and other components of the trade by reference to their relative fair value. The award credits are deferred and revenue is recognised only when the Group fulfils its obligation to provide free or discounted brokerage services.

(ii) Interest income

Interest income is recognised as it accrues using the effective interest method.

(iii) Handling and settlement fee income

Handling and settlement fee income are recognised when the related services are rendered.

2 重大會計政策(續)

(n) 收益確認

收益乃按已收或應收代價之公平值計量。當經濟利益可能流入本集團，加上收益及成本(如適用)能可靠計量時，將按以下方式於損益內確認收益：

(i) 經紀收入

經紀收入乃於進行相關交易時按交易日基準確認。向客戶提供大額交易回贈乃於可支付有關回贈且有相關金額能可靠計量時確認為經紀收入扣減。於長期客戶計劃項下進行首宗交易之已收或應收代價之公平值乃按其各自之公平值分配至積分獎賞及其他交易部分。積分獎賞均遞延入賬，只於本集團履行責任提供免費或優惠經紀服務時方確認收益。

(ii) 利息收入

利息收入按實際利率法於產生時確認。

(iii) 手續費及結算費用收入

手續費及結算費用收入於提供相關服務時確認。

Notes to the Unaudited Interim Financial Report

未經審核中期財務報告附註

(Expressed in Hong Kong dollars unless otherwise indicated)
(除另有指明外，以港元列示)

2 SIGNIFICANT ACCOUNTING POLICIES

(Continued)

(o) Translation of foreign currencies

Foreign currency transactions during the period are translated at the foreign exchange rates ruling at the transaction dates. Monetary assets and liabilities denominated in foreign currencies are translated at the foreign exchange rates ruling at the end of the reporting period. Exchange gains and losses are recognised in profit or loss.

Non-monetary assets and liabilities that are measured in terms of historical cost in a foreign currency are translated using the foreign exchange rates ruling at the transaction dates.

(p) Fiduciary activities

The Group commonly acts as trustees and in other fiduciary capacities that result in the holding or placing of assets on behalf of its customers. These assets and income arising thereon are excluded from the financial statements, as they are not assets of the Group.

(q) Related parties

- (i) A person, or a close member of that person's family, is related to the Group if that person:
- (1) has control or joint control over the Group;
 - (2) has significant influence over the Group; or
 - (3) is a member of the key management personnel of the Group or the Group's parents.

2 重大會計政策 (續)

(o) 外幣換算

本期間之外幣交易按交易日之匯率換算。以外幣結算之貨幣資產及負債則按呈報期間結束時之匯率換算。匯兌盈虧於損益確認。

以外幣按歷史成本計算之非貨幣資產及負債使用交易日之匯率換算。

(p) 信託活動

本集團一般擔任信託人，及以導致代客戶持有或配售資產之其他受託身分行事。由於就此產生之該等資產及收入並非本集團資產，故並無包括於財務報表內。

(q) 關連人士

- (i) 倘屬以下人士，則該人士或該人士之近親與本集團有關連：
- (1) 控制或共同控制本集團；
 - (2) 對本集團有重大影響；或
 - (3) 為本集團或本集團母公司之主要管理人員。

Notes to the Unaudited Interim Financial Report

未經審核中期財務報告附註

(Expressed in Hong Kong dollars unless otherwise indicated)
(除另有指明外，以港元列示)

2 SIGNIFICANT ACCOUNTING POLICIES

(Continued)

(q) Related parties (Continued)

(ii) An entity is related to the Group if any of the following conditions applies:

- (1) The entity and the Group are members of the same group (which means that each parent, subsidiary and fellow subsidiary is related to the others).
- (2) One entity is an associate or joint venture of the other entity (or an associate or joint venture of a member of a group of which the other entity is a member).
- (3) Both entities are joint ventures of the same third party.
- (4) One entity is a joint venture of a third entity and the other entity is an associate of the third party.
- (5) The entity is a post-employment benefit plan for the benefit of employees of either the Group or an entity related to the Group.
- (6) The entity is controlled or jointly controlled by a person identified in (i).
- (7) A person identified in (i)(1) has significant influence over the entity or is a member of the key management personnel of the entity (or of a parent of the entity).

Close members of the family of a person are those family members who may be expected to influence, or be influenced by, that person in their dealings with the entity.

2 重大會計政策(續)

(q) 關連人士(續)

(ii) 倘符合下列任何條件，則該實體與本集團有關連：

- (1) 該實體與本集團屬同一集團之成員公司(即各母公司、附屬公司及同系附屬公司之間互有關連)。
- (2) 一間實體為另一實體之聯營公司或合營企業(或為該另一實體所屬集團旗下成員公司之聯營公司或合營企業)。
- (3) 兩間實體均為同一第三方之合營企業。
- (4) 一間實體為第三方實體之合營企業，而另一實體為該第三方實體之聯營公司。
- (5) 實體為本集團或與本集團有關連之實體就僱員利益設立之離職後福利計劃。
- (6) 實體受(i)項所識別人士控制或共同控制。
- (7) (i)(1)項所識別人士對實體有重大影響力或屬該實體(或該實體之母公司)之主要管理層成員。

任何人士之近親是指與該實體交易時預期可影響該名人士或受該人士影響之家庭成員。

Notes to the Unaudited Interim Financial Report

未經審核中期財務報告附註

(Expressed in Hong Kong dollars unless otherwise indicated)
(除另有指明外，以港元列示)

2 SIGNIFICANT ACCOUNTING POLICIES

(Continued)

(r) Segment reporting

Operating segments, and the amounts of each segment item reported in the financial statements, are identified from the financial information provided regularly to the Group's most senior executive management for the purposes of allocating resources to, and assessing the performance of, the Group's various lines of business and geographical locations.

Individually material operating segments are not aggregated for financial reporting purposes unless the segments have similar economic characteristics and are similar in respect of the nature of products and services, the nature of production processes, the type or class of customers, the methods used to distribute the products or provide the services, and the nature of the regulatory environment. Operating segments which are not individually material may be aggregated if they share a majority of these criteria.

3 ACCOUNTING POLICIES

The HKICPA has issued a few amendments to HKFRSs that are first effective for the current accounting period of the Group and the Company. Of these, the following developments are relevant to the Group's financial statements:

- Amendments to HKAS 1, *Presentation of financial statements — Presentation of items of other comprehensive income*
- HKFRS 10, *Consolidated financial statements*
- Revised HKAS 19, *Employee benefits*

The Group has not applied any new standard or interpretation that is not yet effective for the current accounting period. These developments do not have a material impact on the Group's financial statements.

2 重大會計政策 (續)

(r) 分部報告

經營分部及財務報表所呈報之各分部項目金額，乃根據就分配資源予本集團各業務及地區分部及評估其表現而定期提供予本集團最高行政管理人員之財務資料確定。

就財務報告而言，個別重要經營分部不會綜合呈報，除非此等分部具有類似經濟特徵以及在產品及服務性質、生產程序性質、客戶類型或類別、分銷產品或提供服務所採用之方式及監管環境性質方面類似。倘個別並非屬重大之經營分部共同存在上述大部分特徵，則可綜合呈報。

3 會計政策

香港會計師公會已頒佈香港財務報告準則之若干修訂，該等修訂於本集團及本公司當前會計期間首次生效。其中以下變動與本集團之財務報表有關：

- 香港會計準則第1號修訂本「財務報表呈報 — 其他全面收入項目呈報」
- 香港財務報告準則第10號「綜合財務報表」
- 經修訂香港會計準則第19號「員工福利」

本集團並無應用任何於本會計期間尚未生效之新訂準則或詮釋。該等情況並無對本集團之財務報表造成任何重大影響。

Notes to the Unaudited Interim Financial Report

未經審核中期財務報告附註

(Expressed in Hong Kong dollars unless otherwise indicated)
(除另有指明外，以港元列示)

4 TURNOVER

The principal activities of the Group are securities broking, margin financing, commodities and futures broking and bullion broking.

Turnover represents the brokerage income from securities broking, commodities and futures broking, bullion broking and interest income from margin and initial public offering (“IPO”) financings as follows:

4 營業額

本集團主要業務為證券經紀、孖展融資、商品及期貨經紀以及現貨金經紀服務。

營業額指來自證券、商品及期貨、現貨金之經紀收入、孖展融資及首次公開發售（「首次公開發售」）融資所得利息收入如下：

		Six months ended 30 September	
		截至九月三十日止六個月	
		2013	2012
		二零一三年	二零一二年
		\$	\$
		元	元
Brokerage income	經紀收入	138,297,797	88,793,632
Interest income from margin financing	孖展融資利息收入	47,677,776	21,539,498
Interest income from IPO financing	首次公開發售融資利息收入	905,316	39,667
		186,880,889	110,372,797

5 OTHER REVENUE

5 其他收益

		Six months ended 30 September	
		截至九月三十日止六個月	
		2013	2012
		二零一三年	二零一二年
		\$	\$
		元	元
Interest income from	利息收入來自		
— Authorised institutions	— 認可機構	8,325,796	9,991,590
— Others	— 其他	7,075,888	3,815,453
		15,401,684	13,807,043
Handling and settlement fees	手續費及結算費用	18,260,619	13,592,080
Sundry income	雜項收入	524,857	323,918
		34,187,160	27,723,041

Notes to the Unaudited Interim Financial Report

未經審核中期財務報告附註

(Expressed in Hong Kong dollars unless otherwise indicated)
(除另有指明外，以港元列示)

6 OTHER NET GAIN

6 其他收益淨額

		Six months ended 30 September	
		截至九月三十日止六個月	
		2013	2012
		二零一三年	二零一二年
		\$	\$
		元	元
Net foreign exchange gain	外匯收益淨額	1,140,096	355,654
Loss on disposal of fixed assets	出售固定資產虧損	(179,706)	—
Error trades arising from securities, commodities, futures and bullion dealings	證券、商品、期貨及現貨金交易之錯誤交易	(39,881)	(251,149)
Others	其他	(326,630)	—
		593,879	104,505

7 PROFIT BEFORE TAXATION

7 除稅前溢利

Profit before taxation is arrived at after charging:

除稅前溢利已扣除下列各項：

		Six months ended 30 September	
		截至九月三十日止六個月	
		2013	2012
		二零一三年	二零一二年
		\$	\$
		元	元
(a) Finance costs	(a) 財務成本		
Interest expense on	以下各項利息開支		
— Bank loans for IPO financing	— 首次公開發售融資之銀行貸款	(616,570)	—
— Other bank loans and overdrafts	— 其他銀行貸款及透支	(15,940,467)	(4,072,230)
— Loans from related companies	— 來自關連公司貸款	(810,824)	(2,752,158)
		(17,367,861)	(6,824,388)
(b) Other operating expenses	(b) 其他經營開支		
Auditors' remuneration	核數師酬金	(649,998)	(649,998)
Advertising and promoting expenses	廣告及宣傳開支	(4,908,304)	(3,478,286)
Handling and settlement expenses	手續費及結算費用	(13,601,959)	(10,072,359)
Commission expense to overseas brokers	海外經紀佣金開支	(6,093,599)	(2,553,363)
Information and communication expenses	資訊及通訊開支	(11,877,432)	(10,271,153)
Legal and professional fees	法律及專業費用	(1,049,201)	(1,674,099)
Operating lease charges in respect of properties	物業經營租約費用	(20,884,127)	(14,363,526)
Rates and building management fees	差餉及樓宇管理費	(1,808,351)	(1,738,651)

Notes to the Unaudited Interim Financial Report

未經審核中期財務報告附註

(Expressed in Hong Kong dollars unless otherwise indicated)
(除另有指明外，以港元列示)

8 INCOME TAX

8 所得稅

		Six months ended 30 September	
		截至九月三十日止六個月	
		2013	2012
		二零一三年	二零一二年
		\$	\$
		元	元
Current tax — Hong Kong Profits Tax	即期稅項 — 香港利得稅		
Provision for the period	期內撥備	(13,407,130)	(4,293,994)
Deferred tax	遞延稅項		
Origination and reversal of temporary differences	暫時差額之來源及撥回	(703,067)	—
		(14,110,197)	(4,293,994)

Hong Kong Profits Tax has been provided at the rate of 16.5% (2012: 16.5%) on the estimated assessable profits for the current period.

香港利得稅乃按本期間估計應課稅溢利以16.5%之稅率(二零一二年：16.5%)作出撥備。

9 EARNINGS PER SHARE

9 每股盈利

The calculation of basic earnings per share is based on the profit attributable to ordinary equity shareholders of the Company of \$72,387,964 (six months ended 30 September 2012: \$31,349,290) and the weighted average number of shares in issue during the period ended 30 September 2013 of 1,034,436,795 (six months ended 30 September 2012: 787,297,497).

每股基本盈利乃按本公司普通股權益股東應佔溢利72,387,964元(截至二零一二年九月三十日止六個月：31,349,290元)及截至二零一三年九月三十日止期間內已發行股份加權平均數1,034,436,795股(截至二零一二年九月三十日止六個月：787,297,497股)計算。

Notes to the Unaudited Interim Financial Report

未經審核中期財務報告附註

(Expressed in Hong Kong dollars unless otherwise indicated)
(除另有指明外，以港元列示)

9 EARNINGS PER SHARE (Continued)

The calculation of diluted earnings per share is based on the profit attributable to ordinary equity shareholders of the Company of \$72,387,964 (six months ended 30 September 2012: \$31,349,290) and the weighted average number of ordinary shares of 1,034,805,517 (six months ended 30 September 2012: 787,297,497) shares calculated as follows:

9 每股盈利(續)

每股攤薄盈利乃按本公司普通股權益股東應佔溢利72,387,964元(截至二零一二年九月三十日止六個月：31,349,290元)及普通股份之加權平均數1,034,805,517股(截至二零一二年九月三十日止六個月：787,297,497股)計算如下：

		Six months ended 30 September	
		截至九月三十日止六個月	
		2013	2012
		二零一三年	二零一二年
Weighted average number of ordinary shares (diluted)	普通股份之加權平均數(攤薄)		
Weighted average number of ordinary shares	普通股份之加權平均數	1,034,436,795	787,297,497
Effect of exercise of share options	行使購股權之影響	368,722	–
Weighted average number of ordinary shares (diluted)	普通股份之加權平均數(攤薄)	1,034,805,517	787,297,497

10 DIVIDEND

The Board does not recommend the payment of an interim dividend in respect of the six months ended 30 September 2013 (six months ended 30 September 2012: nil).

10 股息

董事會不建議就截至二零一三年九月三十日止六個月派發中期股息(截至二零一二年九月三十日止六個月：無)。

Notes to the Unaudited Interim Financial Report

未經審核中期財務報告附註

(Expressed in Hong Kong dollars unless otherwise indicated)
(除另有指明外，以港元列示)

11 SEGMENT REPORTING

The Group manages its businesses by divisions, which are organised by business lines. In a manner consistent with the way in which information is reported internally to the Group's most senior executive management for the purposes of resource allocation and performance assessment, the Group has presented the following three reportable segments. No operating segments have been aggregated to form the following reportable segments.

- Securities broking — provision of broking services in securities traded in Hong Kong and overseas markets and margin financing services to those broking clients.
- Commodities and futures broking — provision of broking services in commodities and futures contracts traded in Hong Kong and overseas markets.
- Bullion broking — provision of broking service in bullion contracts traded in overseas markets.

(a) Segment results, assets and liabilities

For the purposes of assessing segment performance and allocating resources between segments, the Group's senior executive management monitors the results, assets and liabilities attributable to each reportable segment on the following bases:

Segment assets include all tangible assets and current assets with the exception of deferred tax assets and other corporate assets. Segment liabilities include trade creditors and accruals attributable to the activities of the individual segments.

The measure used for reporting segment profit is earnings before finance costs and taxes ("EBIT"). To arrive at EBIT, the Group's earnings are further adjusted for items not specifically attributed to individual segments, such as corporate administration costs.

11 分部報告

本集團按業務類別劃分之分部管理其業務。本集團按與就資源分配及表現評估向本集團最高行政管理人員內部呈報資料一致方式呈列以下三個可報告分部。概無合併經營分部以組成下列可報告分部。

- 證券經紀 — 提供於香港及海外市場買賣之證券經紀服務及向經紀客戶提供孖展融資服務。
- 商品及期貨經紀 — 提供於香港及海外市場買賣之商品及期貨合約之經紀服務。
- 現貨金經紀 — 提供於海外市場買賣現貨金合約的經紀服務。

(a) 分部業績、資產及負債

為評估分部表現及於各分部間分配資源，本集團最高行政管理人員按以下基準監察各可報告分部應佔業績、資產及負債：

分部資產包括所有有形資產及流動資產，惟遞延稅項資產及其他公司資產除外。分部負債包括個別分部活動應佔之交易應付賬款及應計開支。

就報告分部溢利採用之計量標準為除財務成本及稅項前之盈利（「EBIT」）。於得出EBIT時，本集團盈利就並無指定歸屬個別分部之項目（如公司行政成本）作出進一步調整。

Notes to the Unaudited Interim Financial Report

未經審核中期財務報告附註

(Expressed in Hong Kong dollars unless otherwise indicated)
(除另有指明外，以港元列示)

11 SEGMENT REPORTING (Continued)

(b) Segment information

		Six months ended 30 September 2013 截至二零一三年九月三十日止六個月			
		Commodities			Total
		Securities and futures broking	Commodities and futures broking	Bullion broking	
		證券經紀	期貨經紀	現貨金經紀	總計
		\$	\$	\$	\$
		元	元	元	元
Revenue from customers:	來自客戶之收益：				
— Brokerage income	— 經紀收入	78,569,013	59,589,025	139,759	138,297,797
— Interest income from margin financing	— 孖展融資利息收入	47,677,776	-	-	47,677,776
— Interest income from IPO financing	— 首次公開發售融資利息收入	905,316	-	-	905,316
Consolidated turnover	綜合營業額	127,152,105	59,589,025	139,759	186,880,889
Handling and settlement fees	手續費及結算費用	18,254,679	5,040	900	18,260,619
Reportable segment revenue	可報告分部收益	145,406,784	59,594,065	140,659	205,141,508
Reportable segment profit/(loss) (EBIT)	可報告分部溢利/(虧損)(EBIT)	85,062,658	19,687,603	(876,180)	103,874,081
Depreciation for the period	期內折舊	(7,092,638)	(30,145)	(58,350)	(7,181,133)
Other interest income	其他利息收入	13,885,491	1,479,701	4,984	15,370,176
Finance costs	財務成本	(17,629,022)	-	-	(17,629,022)
Additions to non-current segment assets during the period	期內添置之非流動分部資產	12,567,999	365,154	-	12,933,153

		At 30 September 2013 於二零一三年九月三十日			
		Commodities			Total
		Securities and futures broking	Commodities and futures broking	Bullion broking	
		證券經紀	期貨經紀	現貨金經紀	總計
		\$	\$	\$	\$
		元	元	元	元
Reportable segment assets	可報告分部資產	5,631,308,506	631,763,863	37,402,002	6,300,474,371
Reportable segment liabilities	可報告分部負債	(4,969,046,916)	(441,922,612)	(38,865,502)	(5,449,835,030)

Notes to the Unaudited Interim Financial Report

未經審核中期財務報告附註

(Expressed in Hong Kong dollars unless otherwise indicated)
(除另有指明外，以港元列示)

11 SEGMENT REPORTING (Continued)

(b) Segment information (Continued)

11 分部報告(續)

(b) 分部資料(續)

		Six months ended 30 September 2012 截至二零一二年九月三十日止六個月			
		Securities broking	Commodities and futures broking	Bullion broking	Total
		證券經紀	商品及 期貨經紀	現貨金經紀	總計
		\$	\$	\$	\$
		元	元	元	元
Revenue from customers:	來自客戶之收益：				
— Brokerage income	— 經紀收入	50,715,568	38,078,064	—	88,793,632
— Interest income from margin financing	— 孖展融資利息收入	21,539,498	—	—	21,539,498
— Interest income from IPO financing	— 首次公開發售融資利息收入	39,667	—	—	39,667
Consolidated turnover	綜合營業額	72,294,733	38,078,064	—	110,372,797
Handling and settlement fees	手續費及結算費用	13,586,230	5,850	—	13,592,080
Reportable segment revenue	可報告分部收益	85,880,963	38,083,914	—	123,964,877
Reportable segment profit (EBIT)	可報告分部溢利(EBIT)	30,919,641	11,883,690	—	42,803,331
Depreciation for the period	期內折舊	(6,144,984)	(3,518)	—	(6,148,502)
Other interest income	其他利息收入	11,754,328	2,033,314	—	13,787,642
Finance costs	財務成本	(6,818,405)	(5,983)	—	(6,824,388)
Additions to non-current segment assets during the period	期內添置之非流動 分部資產	9,852,035	—	—	9,852,035

		At 31 March 2013 於二零一三年三月三十一日			
		Securities broking	Commodities and futures broking	Bullion broking	Total
		證券經紀	商品及 期貨經紀	現貨金經紀	總計
		\$	\$	\$	\$
		元	元	元	元
Reportable segment assets	可報告分部資產	2,833,976,604	331,879,514	—	3,165,856,118
Reportable segment liabilities	可報告分部負債	(2,219,260,483)	(225,455,866)	—	(2,444,716,349)

Notes to the Unaudited Interim Financial Report

未經審核中期財務報告附註

(Expressed in Hong Kong dollars unless otherwise indicated)
(除另有指明外，以港元列示)

11 SEGMENT REPORTING (Continued)

11 分部報告(續)

(c) Reconciliation of reportable segment profit, assets and liabilities

(c) 可報告分部溢利、資產及負債之對賬

		Six months ended 30 September	
		截至九月三十日止六個月	
		2013	2012
		二零一三年	二零一二年
		\$	\$
		元	元
Profit	溢利		
Reportable segment profit (EBIT)	可報告分部溢利(EBIT)	103,874,081	42,803,331
Finance costs	財務成本	(17,629,022)	(6,824,388)
Unallocated corporate income	未分配公司收入	292,672	-
Unallocated corporate expenses	未分配公司開支	(39,570)	(335,659)
Consolidated profit before taxation	綜合除稅前溢利	86,498,161	35,643,284
		At	At
		30 September	31 March
		2013	2013
		於二零一三年	於二零一三年
		九月三十日	三月三十一日
		\$	\$
		元	元
Assets	資產		
Reportable segment assets	可報告分部資產	6,300,474,371	3,165,856,118
Elimination of inter-segment receivables	對銷分部間應收款項	(111,125,972)	(9,714,821)
Deferred tax assets	遞延稅項資產	-	315,065
Unallocated corporate assets	未分配公司資產	40,070,672	30,143,135
Consolidated total assets	綜合資產總值	6,229,419,071	3,186,599,497

Notes to the Unaudited Interim Financial Report

未經審核中期財務報告附註

(Expressed in Hong Kong dollars unless otherwise indicated)
(除另有指明外，以港元列示)

11 SEGMENT REPORTING (Continued)

(c) Reconciliation of reportable segment profit, assets and liabilities (Continued)

		At 30 September 2013 於二零一三年 九月三十日 \$ 元	At 31 March 2013 於二零一三年 三月三十一日 \$ 元
Liabilities	負債		
Reportable segment liabilities	可報告分部負債	(5,449,835,030)	(2,444,716,349)
Elimination of inter-segment payables	對銷分部間應付款項	49,753,997	98,798,392
Current taxation	即期稅項	(16,539,830)	(3,132,700)
Deferred tax liabilities	遞延稅項負債	(414,379)	(26,377)
Unallocated corporate liabilities	未分配公司負債	(219,391)	(80,046,761)
Consolidated total liabilities	綜合負債總額	(5,417,254,633)	(2,429,123,795)

11 分部報告(續)

(c) 可報告分部溢利、資產及負債之對賬(續)

12 FIXED ASSETS

Acquisitions and disposals

During the six months ended 30 September 2013, the Group acquired items of fixed assets with a cost of \$12,933,153 (six months ended 30 September 2012: \$10,435,535). Items of fixed assets with a net book value of \$179,706 (six months ended 30 September 2012: nil) were disposed during the six months ended 30 September 2013. A loss on disposal of \$179,706 was recognised during the six months ended 30 September 2013 (six months ended 30 September 2012: nil).

12 固定資產

收購及出售

於截至二零一三年九月三十日止六個月，本集團按成本12,933,153元(截至二零一二年九月三十日止六個月：10,435,535元)購入固定資產項目。於截至二零一三年九月三十日止六個月，固定資產項目賬面淨值179,706元(截至二零一二年九月三十日止六個月：無)已獲出售。於截至二零一三年九月三十日止六個月內，確認出售虧損179,706元(截至二零一二年九月三十日止六個月：無)。

Notes to the Unaudited Interim Financial Report

未經審核中期財務報告附註

(Expressed in Hong Kong dollars unless otherwise indicated)
(除另有指明外，以港元列示)

13 ACCOUNTS RECEIVABLE

13 應收賬款

		At 30 September 2013 於二零一三年 九月三十日 \$ 元	At 31 March 2013 於二零一三年 三月三十一日 \$ 元
Accounts receivable from	應收賬款來自		
— Cash clients	— 現金客戶	185,736,310	178,006,165
— Margin clients	— 孖展客戶	2,329,021,540	2,128,166,918
— IPO clients	— 首次公开发售客戶	2,414,886,041	—
— Clearing houses	— 結算所	609,579,111	352,886,741
— Brokers and dealers	— 經紀及交易商	121,347,296	47,783,066
Less: Impairment loss	減：減值虧損	(938,449)	(938,449)
		5,659,631,849	2,705,904,441

The aging analysis of accounts receivable from cash clients as at the end of the reporting period is as follows:

應收現金客戶賬款於報告期末之賬齡分析如下：

		At 30 September 2013 於二零一三年 九月三十日 \$ 元	At 31 March 2013 於二零一三年 三月三十一日 \$ 元
Current	即期	30,665,267	41,878,559
Less than 1 month past due	逾期少於1個月	118,397,400	104,579,633
1 to 3 months past due	逾期1至3個月	14,194,808	27,401,692
More than 3 months past due	逾期多於3個月	22,478,835	4,146,281
Amount past due	已逾期金額	155,071,043	136,127,606
		185,736,310	178,006,165

Accounts receivable from cash clients relate to a wide range of customers for whom there was no recent history of default. These receivables are fully secured by their portfolios of securities, at 30 September 2013 and 31 March 2013, the total market value of their portfolios of securities was \$941,886,495 and \$973,014,735 respectively. Based on past experience, management believes that no impairment allowance is necessary in respect of these balances as there has not been a significant change in credit quality and the balances are considered fully recoverable.

應收現金客戶賬款涉及多名近期並無欠款記錄之客戶。該等應收款項由其組合證券全數作抵押，於二零一三年九月三十日及二零一三年三月三十一日，其組合證券之總市值分別為941,886,495元及973,014,735元。根據過往經驗，管理層相信毋須就該等結餘作出減值撥備，原因為信貸質素並無重大變動及有關結餘被視為可全數收回。

Notes to the Unaudited Interim Financial Report

未經審核中期財務報告附註

(Expressed in Hong Kong dollars unless otherwise indicated)
(除另有指明外，以港元列示)

13 ACCOUNTS RECEIVABLE (Continued)

Margin loans due from margin clients are current and repayable on demand. Margin clients are required to pledge securities collateral to the Group in order to obtain credit facilities for securities trading. The amount of credit facilities granted to them is determined by the discounted value of securities accepted by the Group. At 30 September 2013 and 31 March 2013, the total market value of securities pledged as collateral in respect of the loans to margin clients was approximately \$6,690,176,121 and \$5,809,289,258 respectively.

Accounts receivable from IPO clients related to the IPO subscriptions of Forgame Holdings Ltd. of \$2,413,441,444 and Nexteer Automotive Group Ltd. of \$1,444,597. The amounts have been settled when the IPO subscriptions have completed after the reporting period.

Accounts receivable from clearing houses, brokers and dealers are current. These represent (1) pending trades arising from the business of dealing in securities, which are normally due within a few days after the trade date and (2) margin deposits arising from the business of dealing in futures contracts.

14 OTHER RECEIVABLES, DEPOSITS AND PREPAYMENTS

Rental and utility deposits 租金及公用設施按金
Prepayments 預付款項
Other receivables 其他應收款項

Included in the above balances are amount of \$13,278,693 and \$13,378,109 as at 30 September 2013 and 31 March 2013 respectively which are expected to be recovered in more than one year.

13 應收賬款(續)

應收孖展客戶之孖展貸款為即期及須按要求償還。孖展客戶須向本集團抵押證券抵押品，以就證券交易獲取信貸融資。授予彼等之信貸融資金額按本集團接納之證券貼現價值釐定。於二零一三年九月三十日及二零一三年三月三十一日，就孖展客戶獲授貸款已抵押證券作為抵押品之市值總額分別約為6,690,176,121元及5,809,289,258元。

應收首次公開發售客戶賬款涉及雲遊控股有限公司及耐世特汽車系統集團有限公司的首次公開發售認購2,413,441,444元及1,444,597元。有關款項已於報告期後首次公開發售認購完成時結清。

應收結算所、經紀及交易商之賬款為即期，有關賬款來自(1)買賣證券業務之待結算買賣交易，一般於交易日後數日內到期，及(2)買賣期貨合約業務之孖展保證金。

14 其他應收款項、按金及預付款項

		At 30 September 2013 於二零一三年 九月三十日 \$ 元	At 31 March 2013 於二零一三年 三月三十一日 \$ 元
Rental and utility deposits	租金及公用設施按金	12,723,635	12,979,735
Prepayments	預付款項	2,186,470	3,387,483
Other receivables	其他應收款項	5,863,089	9,401,750
		20,773,194	25,768,968

於二零一三年九月三十日及二零一三年三月三十一日，計入上述結餘之款項分別為13,278,693元及13,378,109元，預期多於一年後收回。

Notes to the Unaudited Interim Financial Report

未經審核中期財務報告附註

(Expressed in Hong Kong dollars unless otherwise indicated)
(除另有指明外，以港元列示)

15 CASH AND CASH EQUIVALENTS

Cash and cash equivalents comprise:

		At 30 September 2013 於二零一三年 九月三十日 \$ 元	At 31 March 2013 於二零一三年 三月三十一日 \$ 元
Deposits with banks	銀行存款	129,896,551	156,265,525
Cash at bank and in hand	銀行及手頭現金	325,987,625	225,212,060
		455,884,176	381,477,585

The Group maintains segregated accounts with authorised institutions to hold client money in the normal course of business.

At 30 September 2013 and 31 March 2013, client money maintained in segregated accounts not otherwise dealt with in the interim financial statements amounted to \$2,890,727,694 and \$2,475,985,754 respectively.

15 現金及現金等價物

現金及現金等價物包括：

		At 30 September 2013 於二零一三年 九月三十日 \$ 元	At 31 March 2013 於二零一三年 三月三十一日 \$ 元
		129,896,551	156,265,525
		325,987,625	225,212,060
		455,884,176	381,477,585

本集團於認可機構設有獨立賬戶，於日常業務過程中持有客戶資金。

於二零一三年九月三十日及二零一三年三月三十一日，於獨立賬戶存放且並無於中期財務報表其他部分處理之客戶資金分別為2,890,727,694元及2,475,985,754元。

16 ACCOUNTS PAYABLE

		At 30 September 2013 於二零一三年 九月三十日 \$ 元	At 31 March 2013 於二零一三年 三月三十一日 \$ 元
Accounts payable	應付賬款		
— Cash clients	— 現金客戶	152,110,693	136,237,319
— Margin clients	— 孖展客戶	655,249,384	359,275,331
— Clearing houses	— 結算所	93,888,482	90,171,405
— Brokers	— 經紀	21,496,059	28,706,347
		922,744,618	614,390,402

All of the accounts payable are due within one month or on demand.

所有應付賬款於一個月內到期或按要求償還。

Notes to the Unaudited Interim Financial Report

未經審核中期財務報告附註

(Expressed in Hong Kong dollars unless otherwise indicated)
(除另有指明外，以港元列示)

17 ACCRUED EXPENSES AND OTHER PAYABLES

		At 30 September 2013 於二零一三年 九月三十日 \$ 元	At 31 March 2013 於二零一三年 三月三十一日 \$ 元
Commission rebate payable	應付佣金回贈	6,502,915	5,768,842
Accrued bonuses	應計花紅	3,662,238	2,670,938
Stamp duty, trading levy and trading fee payables	應付印花稅、交易徵費及交易費	3,603,108	4,221,519
Other payables	其他應付款項	8,787,545	8,913,017
		22,555,806	21,574,316

All accrued expenses and other payables are expected to be settled or recognised as income within one year.

預期所有應計開支及其他應付款項於一年內償還或確認為收入。

18 BANK LOANS

		At 30 September 2013 於二零一三年 九月三十日 \$ 元	At 31 March 2013 於二零一三年 三月三十一日 \$ 元
Secured bank loans	有抵押銀行借貸	1,823,000,000	1,690,000,000
Unsecured bank loans	無抵押銀行借貸	230,000,000	-
IPO bank loans	首次公開發售銀行借貸	2,300,000,000	-
		4,353,000,000	1,690,000,000

All the bank loans are repayable within one year and classified as current liabilities. The carrying amounts of the bank borrowings approximate their fair value.

所有銀行貸款須於一年內償還及分類為流動負債。銀行借貸之賬面值與其公平值相若。

The secured bank loans at 30 September 2013 are secured by securities collateral of margin clients re-pledged to banks. The fair value of the collateral re-pledged as at 30 September 2013 amounted to \$3,196,616,000 (31 March 2013: \$2,687,047,150).

於二零一三年九月三十日之有抵押銀行貸款是以孖展客戶之證券抵押品再抵押予銀行作為抵押。於二零一三年九月三十日，再抵押之抵押品公平值為3,196,616,000元(二零一三年三月三十一日：2,687,047,150元)。

Notes to the Unaudited Interim Financial Report

未經審核中期財務報告附註

(Expressed in Hong Kong dollars unless otherwise indicated)
(除另有指明外，以港元列示)

19 SHARE CAPITAL, SHARE PREMIUM, RESERVES AND DIVIDENDS

(a) Share capital

		Authorised ordinary shares of \$0.30 each 法定每股0.30元之普通股	
		No. of shares 股份數目	Nominal value 面值 \$ 元
At 30 September and 31 March 2013	於二零一三年九月三十日及 三月三十一日	2,000,000,000	600,000,000

		Issued and fully paid 已發行及繳足			
		30 September 2013 二零一三年九月三十日		31 March 2013 二零一三年三月三十一日	
		No. of shares 股份數目 \$ 元	Nominal value 面值 \$ 元	No. of shares 股份數目 \$ 元	Nominal value 面值 \$ 元
At 1 April	於四月一日	1,031,136,040	309,340,812	682,822,000	204,846,600
Shares issued under the Rights Issue	供股項下已發行股份	-	-	341,411,000	102,423,300
Shares issued under the share option scheme	購股權計劃項下已 發行股份	10,871,432	3,261,430	6,903,040	2,070,912
At 30 September/31 March	於九月三十日/ 三月三十一日	1,042,007,472	312,602,242	1,031,136,040	309,340,812

During the six months ended 30 September 2013, share options were exercised to subscribe for 10,871,432 ordinary shares (year ended 31 March 2013: 6,903,040 ordinary shares) in the Company at a consideration of \$8,102,441 (year ended 31 March 2013: \$4,625,037), of which \$3,261,430 credited to share capital (year ended 31 March 2013: \$2,070,912) and the balance of \$4,841,011 (year ended 31 March 2013: \$2,554,125) was credited to share premium account, \$2,309,312 (year ended 31 March 2013: \$1,454,366) has been transferred from the share option reserve to the share premium account.

於截至二零一三年九月三十日止六個月，行使購股權認購本公司10,871,432股普通股（截至二零一三年三月三十一日止年度：6,903,040股普通股），代價為8,102,441元（截至二零一三年三月三十一日止年度：4,625,037元），其中3,261,430元列為股本（截至二零一三年三月三十一日止年度：2,070,912元），而結餘4,841,011元（截至二零一三年三月三十一日止年度：2,554,125元）列為股份溢價賬，2,309,312元（截至二零一三年三月三十一日止年度：1,454,366元）已從購股權儲備轉撥至股份溢價賬。

Notes to the Unaudited Interim Financial Report

未經審核中期財務報告附註

(Expressed in Hong Kong dollars unless otherwise indicated)
(除另有指明外，以港元列示)

19 SHARE CAPITAL, SHARE PREMIUM, RESERVES AND DIVIDENDS (Continued)

(b) Dividends

Dividends payable to equity shareholders of the Company attributable to the previous financial year, approved and paid during the interim period:

Final dividend in respect of the previous financial year, approved and paid during the interim period	上一財政年度之末期股息，於中期期間獲批准及支付		
		28,039,320	18,436,194

(c) Nature and purpose of reserves

(i) Share premium

Under the Companies Law of the Cayman Islands, the share premium account of the Company may be applied for payment of distributions or dividends to shareholders provided that immediately following the date on which the distribution or dividend is proposed to be paid, the Company is able to pay its debts as they fall due in the ordinary course of business.

(ii) Merger reserve

On 29 June 2010, the Company acquired the entire issued share capital of Bright Smart Futures & Commodities Co., Ltd, Bright Smart Securities International (H.K.) Limited and Merit Act Limited through Bright Smart Investment Holdings Limited from their respective shareholders. The difference between the nominal value of the share capital of the subsidiaries acquired as a result of the restructuring exercise and the nominal value of the share capital of the Company issued in exchange thereof is treated as an equity movement and recorded in "Merger reserve".

19 股本、股份溢價、儲備及股息(續)

(b) 股息

應付予本公司權益股東之股息乃來自上一財政年度，並於中期期間獲批准及支付：

Six months ended 30 September

截至九月三十日止六個月

2013 2012

二零一三年 二零一二年

\$ \$

元 元

(c) 儲備性質及目的

(i) 股份溢價

根據開曼群島公司法，本公司之股份溢價賬可用作支付應派予股東之分派或股息，惟緊隨擬支付分派或派付股息日期後，本公司仍可在日常業務過程中償付其到期債務。

(ii) 合併儲備

於二零一零年六月二十九日，本公司透過耀才投資控股有限公司向耀才期貨及商品有限公司、耀才證券國際(香港)有限公司及泓烽有限公司之有關股東收購該等公司之全部已發行股本。因重組活動被收購之附屬公司之股本面值與本公司已發行之股本面值(作為代價)兩者之差額視作權益變動處理，並記錄在「合併儲備」內。

Notes to the Unaudited Interim Financial Report

未經審核中期財務報告附註

(Expressed in Hong Kong dollars unless otherwise indicated)
(除另有指明外，以港元列示)

19 SHARE CAPITAL, SHARE PREMIUM, RESERVES AND DIVIDENDS (Continued)

(c) Nature and purpose of reserves (Continued)

(iii) Share option reserve

The share option reserve comprises the fair value of the actual number of unexercised share options granted under the share option scheme recognised in accordance with the accounting policy adopted for share-based payments.

20 COMMITMENTS

(i) Capital commitments

The capital commitments as at 30 September 2013 not provided for in the financial statement were as follows:

19 股本、股份溢價、儲備及股息(續)

(c) 儲備性質及目的(續)

(iii) 購股權儲備

購股權儲備包括根據以股份為基礎之款項採用之會計政策確認根據購股權計劃授予之未行使購股權實際數目的公平值。

20 承擔

(i) 資本承擔

於二零一三年九月三十日尚未撥備至財務報表之資本承擔如下：

	At 30 September 2013 於二零一三年 九月三十日 \$ 元	At 31 March 2013 於二零一三年 三月三十一日 \$ 元
Contracted for	3,229,455	8,421,848

Notes to the Unaudited Interim Financial Report

未經審核中期財務報告附註

(Expressed in Hong Kong dollars unless otherwise indicated)
(除另有指明外，以港元列示)

20 COMMITMENTS (Continued)

(ii) Operating lease commitments

The total future minimum lease payments under non-cancellable operating lease on properties are payable as follows:

		At 30 September 2013 於二零一三年 九月三十日 \$ 元	At 31 March 2013 於二零一三年 三月三十一日 \$ 元
Within one year	一年內	40,568,789	37,831,632
After one year but within five years	一年後但五年內	51,513,065	63,236,674
		92,081,854	101,068,306

The Group leases a number of properties under operating leases. The leases typically run for an initial period of one to four years with an option to renew the leases when all terms are renegotiated. None of the leases includes contingent rentals.

21 MATERIAL RELATED PARTY TRANSACTIONS

In addition to the related party information disclosed elsewhere in the interim financial statements, the Group entered into the following material related party transactions.

(a) Balances with related parties

- (i) As at 30 September 2013, the Group had accounts receivable and payable balances due to related parties of \$158,328 (31 March 2013: \$654,455) and \$2,006,771 (31 March 2013: \$924,264) respectively which was arising from the Group's ordinary course of businesses in securities broking, margin financing, commodities and futures broking and bullion broking. Accounts payable from related parties are set out at same terms as those normally offered to third party clients.

20 承擔(續)

(ii) 經營租賃承擔

根據物業之不可撤銷經營租約項下之未來最低租賃款項總額須於下列期間支付：

		At 30 September 2013 於二零一三年 九月三十日 \$ 元	At 31 March 2013 於二零一三年 三月三十一日 \$ 元
Within one year	一年內	40,568,789	37,831,632
After one year but within five years	一年後但五年內	51,513,065	63,236,674
		92,081,854	101,068,306

本集團根據經營租約租賃多項物業。該等租約通常初步為期一至四年，並可選擇重新磋商所有條款重續該等租約。租約不包括或然租金。

21 重大有關連人士交易

除中期財務報表其他部份披露之有關連人士資料外，本集團訂有下列重大有關連人士交易。

(a) 與有關連人士之結餘

- (i) 於二零一三年九月三十日，本集團擁有應收及應付關連方賬款結餘分別為158,328元(二零一三年三月三十一日：654,455元)及2,006,771元(二零一三年三月三十一日：924,264元)，此乃涉及本集團日常業務中進行證券經紀、孖展融資、商品及期貨經紀以及現貨金經紀業務而產生。有關連人士應付之金額與一般提供予第三方客戶者具有相同條款。

Notes to the Unaudited Interim Financial Report

未經審核中期財務報告附註

(Expressed in Hong Kong dollars unless otherwise indicated)
(除另有指明外，以港元列示)

21 MATERIAL RELATED PARTY TRANSACTIONS (Continued)

(a) Balances with related parties (Continued)

- (ii) As at 30 September 2013, included in other receivables, deposits and repayments were rental and office management deposits of \$6,935,678 (31 March 2013: \$6,849,640) which had been made to related companies owned by a director of the Group. These amounts are unsecured, interest-free and repayable upon expiry of the respective leases.
- (iii) Bright Smart Securities International (H.K.) Limited ("BSSI"), an indirect wholly owned subsidiary of the Company, entered into a loan facility letter with China Finance (Worldwide) Limited ("CFW"), a company which is 100% beneficially owned by the controlling shareholder of the Company, for provision of a \$600,000,000 revolving loan facility by CFW to BSSI for general working capital purposes. The loan bears interest at HIBOR plus 2.75% per annum, is unsecured and repayable on demand. As at 30 September 2013, BSSI has drawn \$102,000,000 (31 March 2013: \$100,000,000) under the facility.

(b) Other transactions with related parties

Brokerage and interest income of \$132,446 (six months ended 30 September 2012: \$153,733) was received from related parties in the ordinary course of the Group's business of securities broking, commodities and futures broking and bullion broking. Commission rates are set at the same level as those normally offered to third party clients.

Rental expenses of \$12,909,921 (six months ended 30 September 2012: \$6,600,678) paid to related parties were charged at a rate mutually agreed between the parties with reference to market rates.

21 重大有關連人士交易 (續)

(a) 與有關連人士之結餘 (續)

- (ii) 於二零一三年九月三十日，其他應收款項、按金及預付款項中有6,935,678元(二零一三年三月三十一日：6,849,640元)屬於向本集團一名董事擁有之關連公司支付之租金及辦公室管理按金。該等金額為無抵押及免息，並將於個別租約屆滿時償還。
- (iii) 本公司間接全資擁有附屬公司耀才證券國際(香港)有限公司(「耀才證券國際」)與中國財務(國際)有限公司(「中國財務(國際)」)，為本公司之控股股東100%實益擁有之公司)簽訂貸款融資函件，內容有關中國財務(國際)向耀才證券國際提供循環貸款融資600,000,000元，用作一般營運資金。該貸款按香港銀行同業拆息加年利率2.75%計息，乃無抵押及須應要求償還。於二零一三年九月三十日，耀才證券國際已根據貸款融資提取102,000,000元(二零一三年三月三十一日：100,000,000元)。

(b) 與有關連人士之其他交易

經紀及利息收入132,446元(截至二零一二年九月三十日止六個月：153,733元)乃本集團日常業務中進行證券經紀、商品及期貨經紀以及現貨金經紀業務而向有關連人士收取。佣金收費訂於一般向第三方客戶提供之相同水平。

租金開支12,909,921元(截至二零一二年九月三十日止六個月：6,600,678元)乃按訂約方參考市場租值後互相協定之租值計算而支付予有關連人士。



**Review report to the board of directors of
Bright Smart Securities & Commodities Group Limited**
(Incorporated in the Cayman Islands with limited liability)

INTRODUCTION

We have reviewed the interim financial report set out on pages 24 to 66 which comprises the consolidated statement of financial position of Bright Smart Securities & Commodities Group Limited (the "Company") as of 30 September 2013 and the related consolidated statement of comprehensive income, consolidated statement of changes in equity and condensed consolidated cash flow statement for the six month period then ended and explanatory notes. The Rules Governing the Listing of Securities on The Stock Exchange of Hong Kong Limited require the preparation of an interim financial report to be in compliance with the relevant provisions thereof and Hong Kong Accounting Standard 34, *Interim financial reporting*, issued by the Hong Kong Institute of Certified Public Accountants. The directors are responsible for the preparation and presentation of the interim financial report in accordance with Hong Kong Accounting Standard 34.

Our responsibility is to form a conclusion, based on our review, on the interim financial report and to report our conclusion solely to you, as a body, in accordance with our agreed terms of engagement, and for no other purpose. We do not assume responsibility towards or accept liability to any other person for the contents of this report.

SCOPE OF REVIEW

We conducted our review in accordance with Hong Kong Standard on Review Engagements 2410, *Review of interim financial information performed by the independent auditor of the entity*, issued by the Hong Kong Institute of Certified Public Accountants. A review of the interim financial report consists of making enquiries, primarily of persons responsible for financial and accounting matters, and applying analytical and other review procedures. A review is substantially less in scope than an audit conducted in accordance with Hong Kong Standards on Auditing and consequently does not enable us to obtain assurance that we would become aware of all significant matters that might be identified in an audit. Accordingly we do not express an audit opinion.

致耀才證券金融集團有限公司
董事會之審閱報告
(於開曼群島註冊成立之有限公司)

緒言

我們已審閱列載於第24至66頁耀才證券金融集團有限公司(「貴公司」)的中期財務報告，此中期財務報告包括於二零一三年九月三十日的綜合財務狀況表與截至該日止六個月期間的綜合全面收益表、綜合權益變動表及簡明綜合現金流量表以及附註解釋。根據《香港聯合交易所有限公司證券上市規則》，上市公司必須符合上市規則中的相關規定和香港會計師公會頒佈的《香港會計準則》第34號「中期財務報告」的規定編製中期財務報告。董事須負責根據《香港會計準則》第34號編製及列報中期財務報告。

我們的責任是根據我們的審閱對中期財務報告作出結論，並按照我們雙方所協定的應聘條款，僅向全體董事會報告。除此以外，我們的報告書不可作其他用途。我們概不就本報告的內容，對任何其他人士負責或承擔法律責任。

審閱範圍

我們已根據香港會計師公會頒佈的《香港審閱工作準則》第2410號「由實體獨立核數師審閱中期財務資料」進行審閱。中期財務報告審閱工作包括主要向負責財務會計事項的人員詢問，並實施分析及其他審閱程序。由於審閱的範圍遠較按照香港審計準則進行審核的範圍為小，所以不能保證我們會注意到在審核中可能會被發現的所有重大事項。因此我們不會發表任何審核意見。

CONCLUSION

Based on our review, nothing has come to our attention that causes us to believe that the interim financial report as at 30 September 2013 is not prepared, in all material respects, in accordance with Hong Kong Accounting Standard 34, *Interim financial reporting*.

KPMG

Certified Public Accountants

8th Floor, Prince's Building
10 Chater Road
Central, Hong Kong

26 November 2013

結論

根據我們的審閱工作，我們並沒有注意到任何事項，使我們相信於二零一三年九月三十日的中期財務報告在所有重大方面沒有按照《香港會計準則》第34號「中期財務報告」的規定編製。

畢馬威會計師事務所

執業會計師

香港中環
遮打道十號
太子大廈八樓

二零一三年十一月二十六日

