



年 報  
Annual Report  
2013

聯合能源集團有限公司  
UNITED ENERGY GROUP LIMITED

(於開曼群島註冊成立及於百慕達存續之有限公司)

(Incorporated in the Cayman Islands and  
continued in Bermuda with limited liability)

(股份代號 Stock Code : 0467)



# CONTENTS

Corporate Information	<b>2</b>	Independent Auditor's Report	<b>37</b>
Key Financial and Operation Summary	<b>3</b>	Consolidated Statement of Profit or Loss	<b>39</b>
Chairman's Statement	<b>4</b>	Consolidated Statement of Profit or Loss and Other Comprehensive Income	<b>40</b>
Management Discussion and Analysis	<b>10</b>	Consolidated Statement of Financial Position	<b>41</b>
Supplementary Information on Oil and Gas Exploration, Development and Production Activities	<b>21</b>	Consolidated Statement of Changes in Equity	<b>43</b>
Corporate Governance Report	<b>23</b>	Consolidated Statement of Cash Flows	<b>44</b>
Report of the Directors	<b>30</b>	Notes to the Financial Statements	<b>46</b>
Biography of Directors and Senior Management	<b>35</b>	Financial Summary	<b>104</b>

# CORPORATE INFORMATION

---

## **Directors**

### **Executive Directors**

Zhang Hong Wei (*Chairman*)

Zhu Jun

Zhang Meiyang

### **Independent Non-Executive Directors**

Chau Siu Wai

San Fung

Zhu Chengwu

### **Company Secretary**

Hung Lap Kay

### **Principal Place of Business**

Suite 2505, 25th Floor

Two Pacific Place

88 Queensway

Hong Kong

### **Registered Office**

Clarendon House

2 Church Street

Hamilton HM11

Bermuda

### **Principal Bankers**

China Development Bank, Hong Kong Branch

Industrial and Commercial Bank of China (Asia) Ltd.

Bank of Communications Company Limited,

Hong Kong Branch

Hong Kong and Shanghai Banking Corporation Ltd.

### **Legal Adviser in Hong Kong**

Baker Botts LLP

Simmons & Simmons

Angela Ho & Associates in association

with Lang Michener LLP

### **Auditors**

RSM Nelson Wheeler

29th Floor, Caroline Centre

Lee Gardens Two

28 Yun Ping Road

Hong Kong

### **Bermuda Principal Share Registrar and Transfer Office**

Codan Services Limited

Clarendon House

2 Church Street

Hamilton HM 11

Bermuda

### **Hong Kong Branch Share Registrar and Transfer Office**

Tricor Secretaries Limited

Level 22, Hopewell Centre

183 Queen's Road East

Hong Kong

### **Website**

<http://www.uegl.com.hk>

# KEY FINANCIAL AND OPERATION SUMMARY

## Financial Summary

	2013 HK\$'000	2012 HK\$'000	Change
<b>RESULTS</b>			
Turnover	4,787,556	3,213,793	+49.0%
Gross profit	2,300,391	1,265,794	+81.7%
EBITDA <sup>(note 1)</sup>	3,357,104	2,053,253	+63.5%
Profit for the year	1,173,190	793,511	+47.8%
Profit attributable to owners of the Company	1,215,211	786,412	+54.5%
Basic earnings per share	9.32 HK cents	6.10HK cents	+52.8%
<b>KEY ITEMS IN CONSOLIDATED STATEMENT OF FINANCIAL POSITION</b>			
Equity attributable to owners of the Company	7,930,771	6,685,135	+18.6%
Total assets	16,756,548	14,811,860	+13.1%
Net assets	7,982,931	6,776,813	+17.8%
Net assets per share	HK\$0.61	HK\$0.52	+17.3%

## Operation Summary

Pakistan Assets	2013	2012	Change
<b>Production</b>			
Average Daily Net Production Rate (boed)	33,809	24,681	+37.0%
Oil & Liquids Ratio <sup>(note 2)</sup>	34.7%	29.2%	+5.5%
<b>Reserve</b>			
Net 1P Reserve at the year end (mmboe)	70.0	33.8	+107.1%
Net 1P Reserve adds during the year (mmboe)	48.5	14.9	+225.5%
Net 1P Reserve Replacement Ratio	394%	165%	+229.0%
<b>Exploration &amp; Development Activity</b>			
Rig Workovers	39	31	+25.8%
Exploration wells	28	11	+154.5%
Development wells	29	20	+45.0%
3D Seismic Data Acquired (Km <sup>2</sup> )			
Onshore	3,236	2,277	+42.1%
Offshore	843	–	N/A

Liaohe EOR Project, China	2013	2012	Change
<b>Production</b>			
Average Daily Net Production Rate (boed)	1,634	1,334	+22.5%
Oil and Liquids Ratio <sup>(note 2)</sup>	100%	100%	–
<b>Reserve</b>			
Net 1P Reserve at the year end (mmboe)	28.3	26.5	+6.8%
<b>Development Activity</b>			
Coverage of Fireflood Application at the year end	41%	37%	+4.0%
Rig Workovers	21	15	+40.0%
Development wells	8	20	–60.0%
Fireflood producers added	25	35	–28.6%

Note:

- EBITDA represents the profit before finance costs, income tax expense/(credit), depreciation and amortisation, gain on bargain purchase, impairment loss on intangible assets, reversal of impairment losses on intangible assets and loss on dissolution of a subsidiary.
- Oil & Liquids including Crude Oil, Condensate & LPG. Conversion Factor: LPG: 1MT=11.735boe, Natural Gas: 1boe=5,800sq.cubic ft.

# CHAIRMAN'S STATEMENT





# CHAIRMAN'S STATEMENT

---



In 2013, United Energy Group Limited (the "Company") and its subsidiaries (the "Group") continued to execute the "reliable operation + rapid growth" business strategy and enjoyed fruitful results. The Group has benefited from the unique characteristics of its oil and gas operations to consolidate its position as a major oil and gas exploration and production company. The Group has made leaping enhancements in its reserves, production levels, profitability and competitiveness and rapid growth in turnover in three consecutive years. After recorded profit in 2010 financial year, it was the fourth year of positive growth in net profit, recording a compound annual growth rate of 121%.

For the year ended 31 December 2013 ("the year under review"), the Group's Turnover was approximately HK\$4,787,556,000, representing 49.0% increase from 2012. Profit attributable to owners of the Company was approximately HK\$1,215,211,000 increased by 54.5% as compared to 2012. As at 31 December 2013, net proved reserves reached 98.3 million barrels of oil equivalent ("boe"), representing 63.0% increase from 2012. By the consistent delivery of such exemplary results, the Board and the management of the Group has fulfilled its promise of delivering to the shareholders and investors sustainable returns.

## **Significant production ramp-up and increase in profitability in Pakistan Assets**

In 2013, through the efforts of our management and staff, the Pakistan Assets has successfully implemented an intensive exploration and development programme and achieved good results. The profitability has significantly improved with expanded operation and increased productivity. During the year under review, the Pakistan Assets achieved an average daily net production of approximately 33,809 boed, representing an approximately 37.0% increase compared to the full year of 2012. As at 31 December 2013, the proved reserve was approximately 70.0 million boe, net proved reserve adds during the year was about 48.5 million boe (exploration and development activities: 46.0 million boe, acquisition: 2.5 million boe) representing a net proved reserves replacement ratio of 394%, while the Reserve to Production Ratio was extended to 5.7 years from 3.7 years in 2012.

During the financial year 2013, the Group remains as the most-active oil and gas upstream operator in Pakistan with 7 rigs in operation at the year end, 28 exploration wells and 29 development wells were drilled in Badin and MKK area and 17 new oil and gas discoveries were made. The gas discovery in Naimat West was particularly significant, adding net proved reserves, based on SPE-PRMS standard and audited by third party reserve evaluation consultant, of approximately 26.0 million boe. The exploration success at Naimat West gas field reconfirming the exceptional exploration potential of our MKK concessions. The Group will increase its pace of exploration in MKK aiming for further production growth and reserves addition. Notably, average daily net production in MKK area ramping up significantly in the financial year 2013, representing an approximately 207.8% increase compared to the financial year 2012. We are confident the MKK areas will continue to report significant growth in the future and be a major source of production growth of the Pakistan Assets and the Group.



Following our better understanding of the exploration potential of the MKK area, we made decisive actions and took over additional working interests from a minority joint venture partner in 2013. After the completion of the acquisition, the Group's working interest at MKK area increased to 75%, with the remaining 25% working interest being owned by the Pakistan Government. The acquisition enabled the Group to expedite the exploration and development of the MKK areas and benefit from the significant discovery therein.

### **Impact of Petroleum Policy 2012 in Pakistan Assets Development**

The Ministry of Petroleum and Natural Resources in Pakistan issued the 2012 Petroleum Policy in January 2012. It is currently in the legislative process before the formal implementation. The most favourable effect is a significant increase in the wellhead price of natural gas. (With Brent oil price at \$100, the MKK gas sales price would increase from US\$2.5/MMBtu to about US\$5.5/MMBtu). Based on the latest exploration results and financial estimations, the management of the Group believed 2012 Petroleum Policy will benefit the MKK areas and DSS areas most significantly. Together with the joint venture partners in these areas, we have applied for and received the provisional 2012 Petroleum Policy price notification for some of our gas fields in the MKK areas. Since the productions in MKK are highly gas-weighted, the Group is expecting the implementation of the 2012 Petroleum Policy to have a positive financial impact on our results.

Since 2010, Pakistan has been facing severe energy shortage. The Government of Pakistan has announced a number of incentives and favourable policies to encourage investments in the energy sector and related infrastructure. The Group, as one of the largest foreign energy companies in Pakistan, has built a solid and excellent brand in the country. The Company will continue to increase its exploration efforts in the next few years and target to achieve high growth rate in both production volume and reserves. The Group will keep searching for quality asset and look for business opportunities.

### **China Liaohe EOR Project achieve high growth rate**

As a result of the Group's increased investment in the patented fireflood technology, the Group has demonstrated its effectiveness and the Liaohe EOR Project has recorded continuous rapid growth. The production volumes recorded high growth rate since the project entered into production stage. In the year under review, the average daily net production volume reached 1,634 boed, representing 22.5% increase as compared to the corresponding period in 2012. Our aim is to further ramp up production level, reduce the operation costs, increase the profitability and enhance the coverage of fireflood application.

### **Positive growth from Oilfield Support Service Business**

The Group's oilfield support services utilising the fireflood technology business progressed well and recorded steady growth. During 2013, the fireflood coverage at Du-66 and Du-48 was expanded from 27 units to 106 units, and with encouraging production enhancements. Turnover increased 32.5% from HK\$93,504,000 to HK\$123,862,000. As the numerous large oilfields in China mature, the Group's fireflood technology will assist them in significantly increasing production volume and prolong their life of production. We are now in negotiations with a number of major oilfields in China in relation to co-operation opportunities. Our target is to expand the Group's oilfield services in China.





### Corporate Social Responsibility

As an oil and gas exploration and production group, we take corporate social responsibility seriously and strive to optimise the delivery of economic benefits while maintaining a sustainable and socially responsible operations. While the Group's business achieves rapid growth, the Group aim to provide sustainable, safe, stable and clean energy for the society.

In the past year, the Group has again contributed to the communities. As the largest foreign oil and gas supplier in Pakistan, the Group's production consists mainly of natural gas (70%). Natural gas is a clean and efficient fossil fuel. It has provided energy for the rapidly growing Pakistan economy while protecting the environment and reducing carbon emission at the same time.

The Group strives to contribute to the local community. In this regard, the Group has set up social responsibility fund to provide community support to the local residents. In 2013, the Group spent a total of more than US\$1.3 million in Pakistan for community development purposes, including education, medical facilities and many other natural disaster assistance and support services, in which US\$500,000 for each of Badin and MKK area. Since the 2011 acquisition of the Pakistan Assets, United Energy has accumulated contribution of more than US\$2.5 million in Pakistan. United Energy will continue to mobilise its own Community Support Team, screen the best community investment services for sustainable development, and actively invest in local community development affairs.

Liaohe oilfield has further completed another tail-gas processing facility last year. The facility processes and recycles its tail-gas thereby reducing production cost, reducing gas emission and its impact on the local environment.

### Outlook

As one of the major upstream oil and gas corporations listed on the Hong Kong Stock Exchange, the Group continues to search for opportunities to acquire and expand in the global oil and gas market. This, together with aggressive exploration and development of existing assets, will maximize returns for the shareholders. The Company will closely monitor the global M&A opportunities. The Group's existing sustainable exploration and development assets and strong and stable cashflow will provide us with a solid foundation for outbound acquisitions. In October 2012, the Group refreshed the co-operation agreement with China Development Bank Hong Kong Branch for 5 years and for a renewed US\$5 billion. The Group can make use of this strong financial support to expand its asset base and operations, thereby achieving the best returns for shareholders.



In the operation guidance for 2014, the Group has established in accordance with the Group's exploration and development work plan to achieve the goal of the annual average daily net production to 45,000 boed, which will represent another milestone of United Energy. We will not be satisfied with the development gains of the past three years, and has started to prepare for the future production growth. The MKK areas will be a major source of future production growth, and the existing natural gas processing capacity will operate at maximum capacity in 2015. Thus, the 2014 work plan will include building a processing plant of 100 MMcfd of natural gas processing facilities in the MKK areas. The preliminary design has been completed and tenders of the processing plant have been requested. The natural gas processing plant will ensure that the Group will have sufficient capability to exploit existing reserves, providing resource to further optimize its exploration, development and production activities in order to sustain high future production growth targets.

Stepping into 2014, the Group continues to implement its strategy of "Win-win cooperation to achieve quantum leap growth". We plan to work closely with state-owned as well as international oil companies to explore the potential of the existing assets and to ramp-up the reserve and production of the Pakistan assets, while reducing the cost of production and enhancing profitability. These are the solid foundation for competing as a large international exploration and production company. In the meantime, the Group will enhance its corporate development model and competitiveness in China by continuing to scale up the production and profitability of the Liaohe project and conduct research in fireflood technology.

Our management team has vast experience and ability which is demonstrated in the successful completion of acquisition of the Pakistan Assets and its subsequent production ramp-up. Although the global economy remains unsettled, this we believe has provided us with good opportunities and motivations. With the recovery of the global economy, stronger demand for energy and the further expansion of the Chinese economy, United Energy possesses the plan and the human resources to continue its rapid growth in production, reserves and profitability and quantum leap developments. I, on behalf of the Board, would like to thank all the shareholders and investors for their continued support. We will try our best to achieve better returns for shareholders.

**Zhang Hong Wei**

*Chairman*

19 March 2014

# MANAGEMENT DISCUSSION AND ANALYSIS





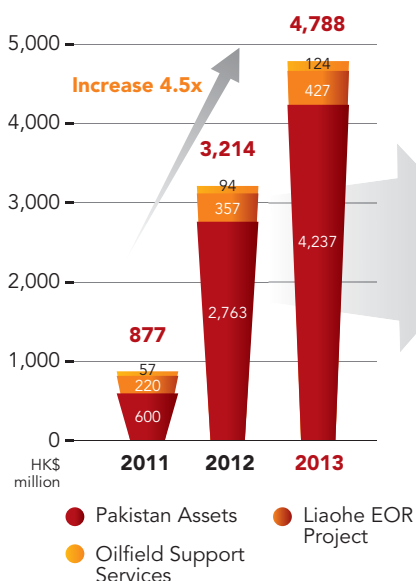
# MANAGEMENT DISCUSSION AND ANALYSIS

## Financial Review


For the year ended 31 December 2013 (the “year under review”), the Group’s turnover increased to approximately HK\$4,787,556,000, which represented a significant increase of approximately 49.0% as compared to the turnover of approximately HK\$3,213,793,000 for the year ended 31 December 2012. The turnover was from the sale and production of crude oil, condensate, gas and liquefied petroleum gas (2013: approximately HK\$4,663,694,000, 2012: approximately HK\$3,120,289,000) and services fees income derived from provision of oilfield support services utilizing patented technology (2013: approximately HK\$123,862,000, 2012: approximately HK\$93,504,000). For the year ended 31 December 2013, the Group’s gross profit was approximately HK\$2,300,391,000 (gross profit margin approximately 48.0%) which represented a substantial increase of 81.7% as compared to gross profit for 2012 of HK\$1,265,794,000 (gross profit ratio approximately 39.4%). The Company reported an EBITDA of approximately HK\$3,357,104,000 for the year under review (2012: HK\$2,053,253,000).

## 2013 FY - Turnover

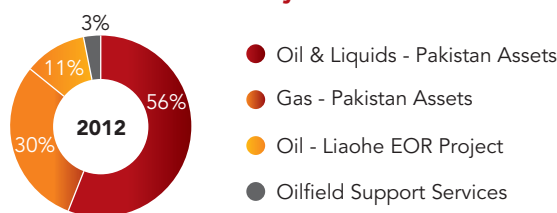
### Turnover



### Turnover Contribution by Product - 2013

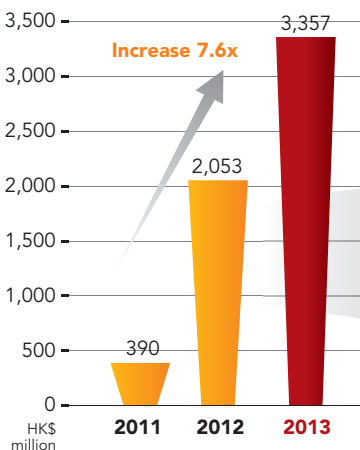


### Turnover Contribution by Product - 2012

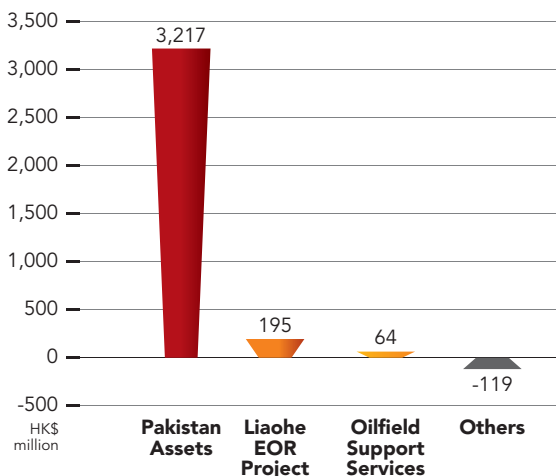


Note:  
1. Turnover represent sales after gov't take.

## 2013 FY - EBITDA



## 2013 FY - EBITDA by Assets



Note:  
1. EBITDA represents the profit before finance costs, income tax expense/(credit), depreciation and amortisation, gain on bargain purchase, impairment loss on intangible assets, reversal of impairment losses on intangible assets and loss on dissolution of a subsidiary.  
2. Others represents Corporate & Administrative Expenses.

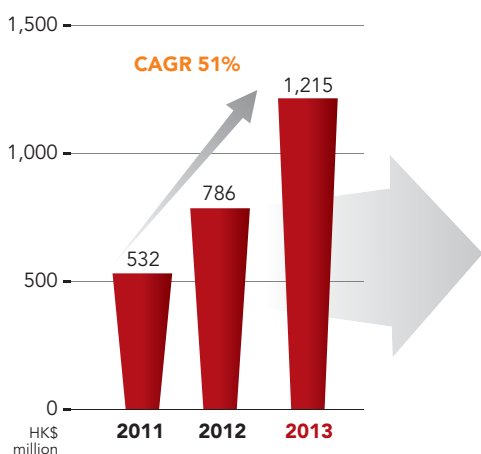


For the year ended 31 December 2013, the Group reported a total other income of approximately HK\$143,310,000 (For year ended 31 December 2012: approximately HK\$309,185,000). The main contributors of other income in the year under review were net foreign exchange gains and gain on disposals of property, plant and equipment.

Administrative expenses increased from approximately HK\$355,723,000 for the year ended 31 December 2012 to approximately HK\$368,184,000 for the year ended 31 December 2013. The increase in administrative expenses reflected an enlarged overhead of operating the Pakistan business for the year. These expenses for the year ended 31 December 2013 included non-cash expenses of share-based payment transactions to employees of approximately HK\$11,057,000 (2012: HK\$8,716,000) and depreciation of approximately HK\$50,461,000 (2012: approximately HK\$46,481,000).

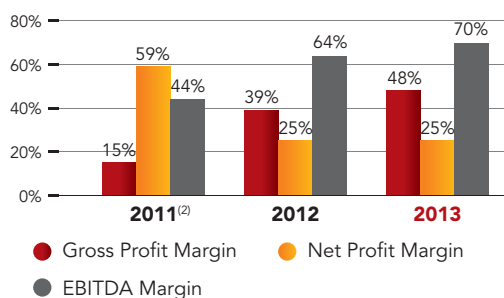
Exploration expenses of HK\$331,784,000 (2012: HK\$217,111,000) were incurred during the year mainly for the 3D seismic data acquisition, processing and studies performed in Pakistan Assets.

**2013 FY- Profit Attributable to Owners of the Company**

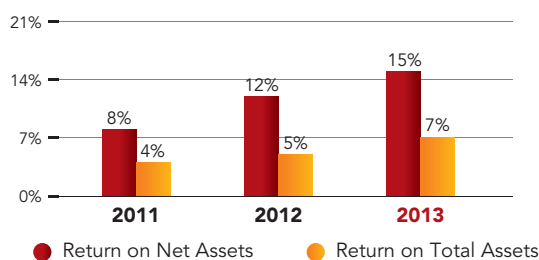


Note:  
 1. EBITDA represents the profit before finance costs, income tax expense/(credit), depreciation and amortisation, gain on bargain purchase, impairment loss on intangible assets, reversal of impairment losses on intangible assets and loss on dissolution of a subsidiary.  
 2. One-off gain on bargain purchase from acquisition of Pakistan Assets (completed on 16th Sep. 2011), which drive up the Net Profit in 2011.

**Profitability**



**Return on Capital**



## Management Discussion and Analysis (Continued)

In summary, profit attributable to owners of the Company was approximately HK\$1,215,211,000 for the year ended 31 December 2013, representing a 54.5% increase over the profit attributable to owners of the Company of approximately HK\$786,412,000 for the year ended 31 December 2012. This result is reflected in the basic earnings per share which was 9.32 HK cents for the year ended 31 December 2013 as compared with the basic earnings per share of 6.10 HK cents for the year ended 31 December 2012.

The Group continues to see considerable opportunity for organic and inorganic expansion. Due to the projected expansion, and, as such, the Board has not recommended the payment of dividend for the year under review.

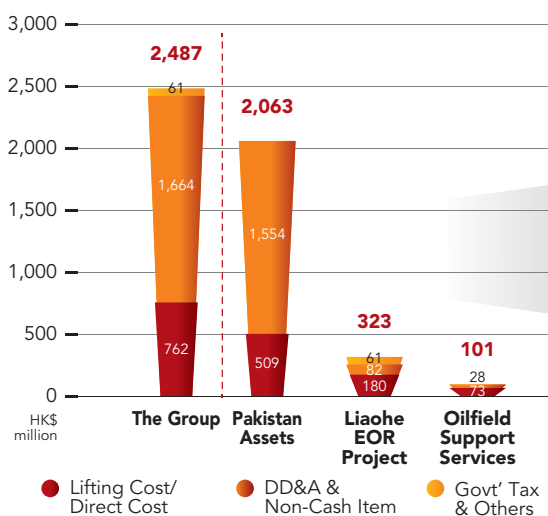
The Group's Audit Committee has reviewed the audited consolidated financial statements for the year ended 31 December 2013. The Audit Committee has reviewed with management the accounting principles and practices adopted by the Group, as well as internal control and financial reporting matters, and found them to be satisfactory.

### Business Review

United Energy is one of the largest listed upstream oil and gas corporations in Hong Kong, with business now extended to South Asia. For the year ended 31 December 2013, the Group's Pakistan Assets and Liaohe Enhanced Oil Recovery ("EOR") Project in China ("Liaohe EOR Project") recorded satisfactory production growth. Notably, during the year under review, the Group reached an average daily net production of approximately 35,443 barrel oil equivalent ("boe"), 36.2% increase from the Financial Year 2012 (the "Corresponding Period"). The Pakistan Assets delivered an average daily net production of approximately 33,809 boe, of which 34.7% was oil and liquids, and recorded 37.0% increase from the Corresponding Period. The Liaohe EOR Project delivered an average daily net production of approximately 1,634 boed, of which 100% was oil and liquids, and recorded 22.5% increase from the Corresponding Period. Based on the net production level, the Group is ranked as the largest non-stated owned upstream oil and gas producer listed in the Hong Kong Stock Exchange.

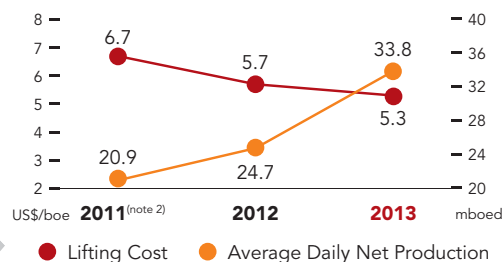
During the year under review, lifting costs and direct costs incurred and recognized in cost of sales and services rendered by the Group is approximately HK\$761,980,000 (Pakistan Assets: approximately HK\$509,220,000, Liaohe EOR Project: approximately HK\$180,084,000, Oilfield Support Services: approximately HK\$72,676,000), and the Group invested approximately HK\$3,069,193,000 of capital expenditure in oil exploration, development and production activities (Pakistan Assets: approximately HK\$2,901,442,000, Liaohe EOR Project: approximately HK\$167,751,000). 65 new wells have been drilled (Pakistan Assets: 57 wells, Liaohe EOR Project: 8 wells). The Group has also acquired 3,236 km<sup>2</sup> and 843 km<sup>2</sup> of 3D seismic data in onshore and offshore area respectively. Follow on data processing and interpretation work was in progress.

### 2013 FY- Cost of Sales & Services Rendered

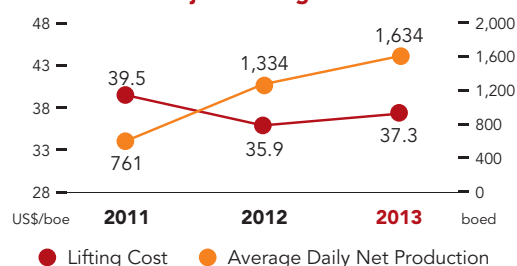


Note:  
 1. Lifting Cost represent Cost of Sales & Services Rendered excluding depreciation and amortization and gov't tax.  
 2. 2011 Pakistan Assets Figures represent operation performance on the period between 16 Sep 2011 – 31 Dec 2011.

### Pakistan Assets - Lifting Cost vs Net Production



### Liaohe EOR Project - Lifting Cost vs Net Production



Under the implementation of “reliable operation + rapid expansion” business strategy, the performance and operations of the Group’s assets in Pakistan and Liaohe asset have both shown significant growth enhancement. In the year under review, the Group has recorded another year of significant growth in both the turnover and profit. The significant increase is a proof that the Group thereby is fulfilling its promises to deliver to the shareholders and investors on sustainable returns and growth.

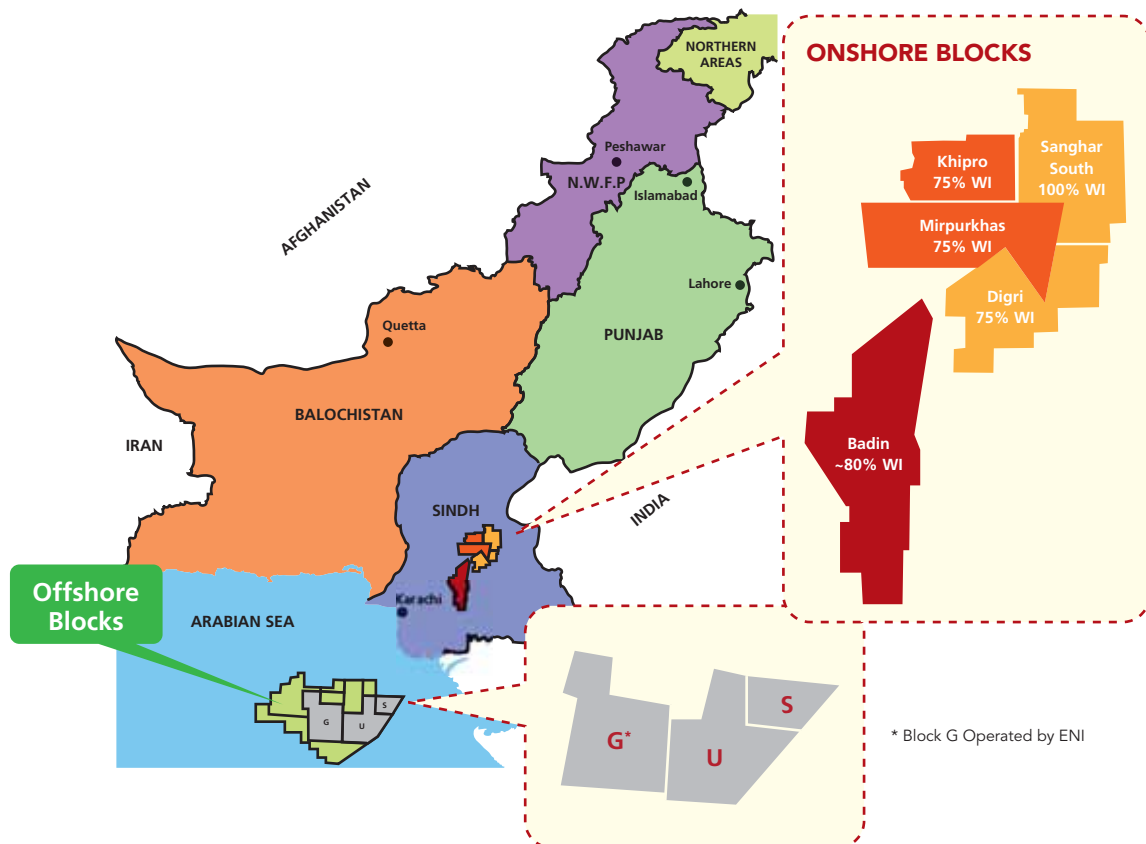
**Pakistan Assets:**

For the full year of financial year 2013, the Pakistan Assets achieved an average daily net production of approximately 33,809 boed (Badin: 26,072 boed, MKK: 7,737 boed), of which 34.7% was oil and liquids, representing an approximately 37.0% (Badin: +17.6%, MKK: +207.8%) increase compared to the Corresponding Period. Composite Average Sales Price Before Government Take amounted to US\$49.7 per boe, representing an approximately 10.9% increase compared to the Corresponding Period, which was mainly due to an increase in oil and liquids ratio in its production mix and partially off-set by the decrease in international crude oil price.

During the financial year 2013, the Group remains as the most-active oil and gas upstream operator in Pakistan with 7 rigs in operation, 28 exploration wells and 29 development wells in Badin and MKK area were drilled and 3,236 km<sup>2</sup> and 843 km<sup>2</sup> of 3D seismic data has been acquired in onshore area and Offshore Block U area respectively. Follow on data processing and interpretation work is in progress.

On 19 March 2013, the Government of Pakistan granted approval to United Energy Pakistan Limited (“UEPL”), an indirectly wholly-owned subsidiary of the Company, for surrender of Offshore Block V & W with effect from 13 February 2013 and transfer of outstanding 790 work units to Offshore Block U. These work units will not offset against the additional work units earned prior to the surrender of Offshore Block V & W. UEPL will discharge its outstanding working obligations in Offshore Block V & W. Based on the studies, Offshore Block U has significant exploration potential. The surrender will allow the Group effectively allocates its resources to explore the Pakistan Offshore opportunities.

**Pakistan Assets Location Map**





## Management Discussion and Analysis (Continued)

---

During the year under review, the Government of Pakistan agreed to grant approximately 900 km<sup>2</sup> of exploration areas to the Group at no cost, of which located in Mirpur Khas East and Digri North Area, and included in the Mirpur Khas concession of the Group. After that, the coverage area of the Group's working interests in MKK Concession was extended from 3,132 km<sup>2</sup> to 4,032 km<sup>2</sup>.

In addition, the Group has made 17 new oil and gas discoveries in Badin and MKK area, of which Naimat West was particularly significant. The estimated development area is up to 18.21 km<sup>2</sup>. The net proved reserves of Naimat West gas field based on SPE-PRMS standard and audited by third party reserve evaluation consultant reported at approximately 26 million boe as at 31 December 2013. The success at Naimat West gas field was a re-confirmation of the exceptional exploration potential of our MKK concession. The Group will increase our pace of exploration in MKK area aiming for further production growth and reserves addition. Notably, average daily net production in MKK area ramping up significantly in the financial year 2013, representing an approximately 207.8% increase compared to the financial year 2012. Benefit from the successful exploration and development in 2013, the net proved reserve as at 31 December 2013 of the Pakistan Assets recorded approximately 70.0 million boe, net proved reserve adds during the year was about 48.5 million boe (exploration and development activities: 46.0 million boe, acquisition: 2.5 million boe) representing net proved reserves replacement ratio of 394%, and its Assets' Reserve to Production Ratio extended to 5.7 years (2012: 3.7 years).

During the year under review, the Group continued its strategy of international expansion. After the Group completed the acquisition of 3.95% working interest in the lease in the areas under the MKK Concessions in September 2013 and together with 71.05% working interest previously acquired, the Group holds totally 75% working interest in the lease in the areas under the MKK Concessions. The remaining 25% working interest in the lease in the areas under MKK Concession is owned by the Pakistan Government. It would facilitate the implementation of the Group's business plan in respect of the MKK Concessions which will be beneficial to the business of the Group. The acquisitions enabled the Group to expedite the exploration and development of the MKK Concessions and benefit from the significant discovery therein.

### **Liaohe EOR Project, China:**

The Group's Liaohe EOR Project is one of the largest commercial application of fireflood technology in enhance oil recovery projects in China. The Liaohe EOR Project was approved by National Development and Reform Commission to enter into development stage in July 2010 and the project entered into production stage in February 2011.

Since Liaohe EOR Project entered into development and production stage and recorded satisfactory production growth. The average daily net production has reached 1,634 boed marking 22.5% increase compared with the Corresponding Period. Average Sales Price Before Government Take amounted to US\$93.2 per boe, representing an approximately 10.0% decrease compared to the Corresponding Period, which was mainly due to the decrease in international crude oil price. In addition, the Group installs the first air injector in Gao-246 block. This represents another milestone of the Group's adoption of the fireflood technology in the projects. As at 31 December 2013, a total of 257 production wells (representing ~41.0% of production wells) has been converted into fireflood producers.

### **Oilfield Support Services:**

As a leading fireflood technology company in China, the Group plans to maintain its leadership by conducting research in fireflood technology. Through providing patented technology support services to oilfields, the Group will contribute to enhancing the residual values of abolished or retiring oilfields through increasing their ultimate recovery ratios and thereby creating greater economic values.

The Group's provision of patented technology oilfield support services has made excellent progress. In 2013, it has expanded the fireflood service coverage at Block Du 66 and Du 48 located in Liaohe, increasing the number of fireflood units from 27 units in 2012 to 106 units in 2013. Turnover increased 32.5% from HK\$93,504,000 in 2012 to HK\$123,862,000 in 2013. The Group places significant emphasis on investment in research and development, as this will form a solid basis for future development in the technology. The Group's successful application of fireflood technology can help promoting the technology to elsewhere in the region implying a great business potential. Since the Chinese oilfields are aging gradually, the Group has the patented fireflood technology to explore the opportunity of "secondary development" which will enhance the production volume and life of the maturing oilfields. The Group is currently in negotiations with a number of corporations and actively exploring business opportunities that will significantly increase revenue generated from oilfield support services.

### **Business and market outlook**

Oil prices maintains strong as it is being affected by geopolitical instabilities. Strong oil prices are positive for the Group's revenue. On the other hand, the volatile global economy drives the value of certain oil companies and oil and gas projects attractive hence creates greater opportunities for merger and acquisitions.

To deliver our strategy at "Win-win cooperation to achieve quantum leap growth", our Group actively explores opportunities for acquiring quality projects together with aggressive exploration and development of existing assets to enhance the scale of the Group's upstream operation. The Group signed a project cooperation agreement with China Development Bank at US\$5 billion for five years on 26 October 2012, signifying the Group's continued ability to enjoy the preferential financial support in acquisitions. This enhances the Group's financial power in bidding for quality assets. The Group can make use of this strong support to search for quality assets or co-operation opportunities thereby expanding the scale of assets and operations. This creates the best environment to achieve shareholding value maximization.

### **Pakistan Assets:**

Notably, the country has faced a severe energy shortage starting from 2010. Pakistan, one of the most populated developing countries in Asia, has strong demand for energy. The Government of Pakistan has released a series of policies encouraging investment in energy. The Group, as one of the largest foreign energy companies in Pakistan, has a solid and reputed brand in the country. The Group continues to search for quality projects and opportunities to fully make use of the Group's advantage in the sector. In view of the macro-economic development in the country, it is believed that fundamental factor is significant development opportunities for oil and gas companies in Pakistan.

Following the major discovery at Naimat West, the Group carried out a major maintenance and upgrade of its oil & gas processing facility and optimizing the gas gathering system located in the MKK area. The work was completed in September 2013 as planned. Following the recommencement of processing with the upgraded capacity, the Pakistan Asset's production levels are gradually ramping up to new heights.

The Ministry of Petroleum and Natural Resources in Pakistan issued 2012 Petroleum Policy in January 2012. It is currently in the legislative process before the formal implementation. The most favourable effect of the 2012 Petroleum Policy is a significant increase in the wellhead price of natural gas. Gas prices in Pakistan are regulated and determined by a prescribed formula based on the international crude oil price. The implementation of the 2012 Petroleum Policy will result in increased gas sales prices for future discoveries and for fields not already on production. The estimated gas sales price (based on US\$100 Brent crude oil price) will potentially increase from US\$2.5/MMBtu under the former policy to US\$5.5/MMBtu.

On 21 January 2014, the Group received the provisional 2012 Petroleum Policy price notification of new gas sales price for some of our fields in MKK areas. Since the production in MKK are highly gas-weighted, the Group is expecting the implementation of the 2012 Petroleum Policy to have a positive financial impact on our assets.

### **Liaohe EOR Project, China:**

Since the Liaohe EOR Project entered into development and production stage, the project has recorded double-digit growth on net production for three consecutive years. In five years' time, the Group plans to increase the net average daily production volume to above 3,000 boe to increase coverage of fireflood application to over 80% and to maintain the lifting cost at or below US\$35 per boe.

### **Conclusion**

As one of the largest listed upstream oil companies in Hong Kong, United Energy will keep looking for opportunities to expand its business in China and other regions to maximize the returns for shareholders. The Group is implementing the development strategy of "Win-win cooperation to achieve quantum leap growth". The Group will work closely with Chinese oil companies and other oil companies in search for the values creation. The Group targets at achieving enhancing oil and gas production in Pakistan, lowering the lifting cost and improvement in profit margins and it will also enhance the exploration scale, increasing the reserves ratio to build a solid base as a large-scale oil and gas operator. At the same time, the Group will continue to increase investment in Liaohe EOR fireflood technology, exploration and production to achieve higher profitability under a new corporate development model.

### **Material Acquisition and Disposal**

During the year under review, the Group continued its strategy of international expansion. On 5 March 2013, BowEnergy Resources (Pakistan) SRL, a wholly-owned subsidiary of the Company, entered into a purchase and sale agreement with Zaver Petroleum Corporation Limited to acquire 3.95% working interest in the lease in the areas under the MKK Concessions in Pakistan. The base consideration for the acquisition was US\$4,000,000 (equivalent to approximately HK\$31,200,000) subject to the adjustments as provided in the agreements. After the acquisition of 3.95% working interest was completed in September 2013 and together with 71.05% working interest previously acquired, the Group holds totally 75% working interest in the lease in the areas under the MKK Concessions. The remaining 25% working interest in the lease in the areas under MKK Concessions is owned by the Pakistan Government. It would facilitate the implementation of the Group's business plan in respect of the MKK Concessions which will be beneficial to the business of the Group. The acquisitions enabled the Group to expedite the exploration and development of the MKK Concessions and benefit from the significant discovery therein.

In order to simplify the Group structure, the Company disposed or liquidated some dormant subsidiaries during the year under review. On 30 August 2013, the Company entered into a share purchase agreement with an independent third party to dispose 100% issued share capital of United Energy International Holdings Limited, a wholly-owned subsidiary of the Company. The main business of United Energy International Holdings Limited was investment holding. It held 100% issued share capital of PC (NAD) International Limited and had no other business. The main business of PC (NAD) International Limited was also investment holding. It held 10% participating interest in a production sharing contract of an oil exploitation project in Madura in Indonesia and had no other business. Due to the uncertainty in the future interest in oil exploitation project in Indonesia, the participating interest in this oil exploitation project was fully impaired in 2011. On 13 September 2013, the disposal of United Energy International Holdings Limited and its subsidiary was completed.

United Energy Group Service Pte Limited, a wholly-owned subsidiary of the Company, was incorporated in Singapore in 2011 to provide services including corporate development and technical support to the Group. Due to change in operation needs of the Group, the Group decided to liquidate United Energy Group Service Pte Limited in order to centralize the supporting services from subsidiaries to the Group and to save administration cost. On 1 October 2013, liquidation of United Energy Group Service Pte Limited was completed.

### **Segment Information**

Particulars of the Group's segment information are set out in note 9 to this report.

### Liquidity and Financial Resources

The Group maintained its strong financial position for the year under review with cash and cash equivalents amounting to approximately HK\$1,709,644,000 as at 31 December 2013 (as at 31 December 2012: approximately HK\$1,111,466,000).

The Group has banking facilities of approximately HK\$468,000,000 (equivalent to approximately US\$60,000,000) commenced on 26 January 2010 in respect of issuance of performance bond for guarantee of performance of United Petroleum & Natural Gas Investments Limited ("United Petroleum"), a wholly-owned subsidiary of the Company, of its obligation in the development period of the EOR Contract in Liaohe Oilfields project dated 15 September 2006. In February 2013, as United Petroleum has completed fully its obligation, China National Petroleum Corporation ("CNPC") confirmed and agreed to fully release the performance bond and corresponding bank deposit which were pledged for the banking facilities. The pledge of bank deposit was released by bank on 26 March 2013.

United Energy Pakistan Limited ("UEPL") issued various bank guarantees on 20 March 2012 in an aggregate sum of approximately HK\$105,066,000 (equivalent to US\$13,470,000) in favour of the President of the Islamic Republic of Pakistan, for guarantee UEPL's performance of its financial and works obligations as stipulated in the concession and production sharing agreements. Corresponding Group's cash at bank were pledged to a bank for the issuance of these bank guarantees. On 1 December 2013, these bank guarantees was expired and corresponding pledge of bank deposit was released.

On 27 June 2012, United Petroleum & Natural Gas (Panjin) Limited, an indirectly wholly-owned subsidiary of the Company ("United Petroleum (Panjin)"), entered into a facility agreement with Citic Bank (Shenyang Branch) for a credit line of RMB100,000,000 for the bank loan with expiry on 13 December 2013. The Orient Group Industrial Holdings Company Limited, a related party of the Group due to Mr. Zhang Hong Wei as ultimate controlling party, ("Orient Group Industrial"), has provided a guarantee in favour of United Petroleum (Panjin) to Citic Bank (Shenyang Branch) against the credit line to the extent in the amount of RMB110,000,000. On the same day, United Petroleum (Panjin) entered into a loan agreement with Citic Bank (Shenyang Branch) in order to draw down RMB50,000,000 (equivalent to HK\$63,415,000) from the credit line at floating interest rate (basic lending rate of People's Bank of China under same period and same grade + 20 bps) with expiry on 27 June 2013 for purchase of raw materials. On 29 November 2012, United Petroleum (Panjin) entered into another facility agreement with Citic Bank (Shenyang Branch) to extend the credit line to RMB160,000,000 for both bank loans and bills payables with expiry on 27 May 2014. As at 31 December 2013, the outstanding balance of the bank loans was RMB135,000,000 (equivalent to HK\$171,221,000). As at 31 December 2012, the outstanding balance of the bank loans and the bills payables were RMB50,000,000 (equivalent to HK\$61,360,000) and RMB94,501,000 (equivalent to approximately HK\$115,972,000) respectively.

As at 31 December 2013, the outstanding balance of the bank loan from China Development Bank Corporation Hong Kong Branch for acquisition of the Pakistan upstream oilfield assets from British Petroleum in September 2011 was US\$620,000,000, approximately equivalent to HK\$4.836 billion (as at 31 December 2012: US\$630,000,000, approximately equivalent to HK\$4.914 billion).

As at 31 December 2013, the gearing ratio was approximately 30.0% (as at 31 December 2012: 33.8%), based on bank loan under current liabilities and non-current liabilities of approximately HK\$664,587,000 (as at 31 December 2012: HK\$163,904,000) and HK\$4,368,000,000 (as at 31 December 2012: HK\$4,836,000,000) respectively and total assets of approximately HK\$16,756,548,000 (as at 31 December 2012: HK\$14,811,860,000). As at 31 December 2013, the current ratio was approximately 1.23 times (as at 31 December 2012: approximately 1.76 times (restated)), based on current assets of approximately HK\$3,557,046,000 (as at 31 December 2012: approximately HK\$2,951,612,000 (restated)) and current liabilities of approximately HK\$2,895,381,000 (as at 31 December 2012: approximately HK\$1,672,550,000).

### Capital Structure

During the year under review, the changes of the share capital structure of the Company were as follows:

On 7 February 2013, 3,179,282 ordinary shares were issued and allotted after the Company resolved to award new shares to Pakistan employees under the Deferred Annual Bonus Scheme, the Executive Performance Share Scheme and the Performance Share Scheme adopted by the Company on 28 December 2012.

On 26 April 2013, 620,576 ordinary shares were repurchased at HK\$1.2 per share by private arrangement (the "Repurchased Shares") in accordance to the repurchase mandate granted to the Directors in the Annual General Meeting of the Company held on 29 May 2012. On 8 May 2013, the Repurchased Shares were cancelled. There were shares issued to departed Pakistan employees who acquired those Repurchased Shares under the employees' Share Match Scheme.

On 12 September 2013, 4,072,827 ordinary shares were issued and allotted after the Company resolved to award new shares to Pakistan employees under the Deferred Annual Bonus Scheme, the Executive Performance Share Scheme and the Performance Share Scheme adopted by the Company on 28 December 2012.

On 24 October 2013, the Company resolved to award 5,091,156 new shares as the scheme shares to 595 Pakistan employees under the Share Match Scheme approved and adopted by the Company for Pakistan employees on 16 September 2011. The objectives of the Share Match Scheme were to provide Pakistan employees with incentives in order to retain them for the continual operation and development of the newly acquired Pakistan business and to attract suitable personnel for the growth and further development of the Group. The allotment of the 5,091,156 scheme shares was completed on 31 October 2013.

On 4 December 2013, 1,000,000 units of share options granted and vested under the Company's Share Option Schemes adopted on 11 May 2006 were exercised by management personnel and allotments of the 1,000,000 shares were completed.

After completion of the above allotments and repurchase of shares during the year, the total number of issued shares of the Company was increased from 13,040,495,650 shares as at 1 January 2013 to 13,053,218,339 shares as at 31 December 2013.

### Employees

As at 31 December 2013, the Group employed a total of 1,116 full time employees, located in Hong Kong, the PRC and Pakistan. Employees' remuneration packages have been reviewed periodically and determined with reference to the performance of the individual and prevailing market practices. Remuneration packages include base salaries, year end bonuses, medical benefits and a contributory provident fund.

### Contingent Liabilities

On 22 February 2012, the Company issued various unlimited corporate guarantees in favour of the President of the Islamic Republic of Pakistan and certain joint venture partners of the Group, for guarantee to provide United Energy Pakistan Limited ("UEPL"), an indirect wholly-owned subsidiary of the Company, with all necessary financial and other means to enable UEPL to fully perform its obligations as stipulated in the concession agreements.

### Exposure to Fluctuations in Exchange Rates and Related Hedges

The Group's monetary assets and transactions are mainly denominated in Hong Kong dollars, United States dollars, Renminbi and Pakistani Rupees. As the exchange rates of United States dollars and Renminbi against Hong Kong dollars were relatively stable, the Group did not use financial instruments for hedging purposes during the year under review.

### Major Customers and Suppliers

In 2013, the Group's five largest customers represented 95.0% of total turnover (2012: 94.0%) and the Group's five largest suppliers represented 41.1% of total cost of sales and services rendered (2012: 43.8%).

## SUPPLEMENTARY INFORMATION ON OIL AND GAS EXPLORATION, DEVELOPMENT AND PRODUCTION ACTIVITIES

This section provides supplemental information on oil and gas activities in accordance with the Chapter 18 of Hong Kong Listing Rules.

### A. INFORMATION ON CRUDE OIL AND NATURAL GAS RESERVES

The Group has adopted the SPE/WPC/AAPG/SPEE Petroleum Resources Management System ("SPE-PRMS") in reserves estimation. Reserves are determined through analysis of geological and engineering data which appear, with reasonable certainty, to be economically producible in the future from known and discovered oil and natural gas reservoirs under existing economic and operating conditions. Both deterministic and probabilistic methods are used in reserves estimation. When probabilistic method is used, there should be at least a 90% probability (for Proved Reserve or "1P") that the quantities actually recovered will equal or exceed the estimate. The estimation of reserves is based on the estimation of production for future years from existing wells and new development wells. The estimation is subject to economic limit test to satisfy the commerciality requirements of SPE-PRMS. The selling prices for oil, condensate and LPG used in the economic limit test are based on the forecast of market Brent oil price in future years, subject to discount or premium derived from historical realized price in reporting period applicable to the particular fields. The gas prices in Pakistan Assets are regulated by Government Authority. The selling prices for gas used in the economic limit test are projected based on the historical realized gas price of each field in reporting period.

For the year ended 31 December 2013, the Group engaged an independent third party consulting firm ("Consulting Firm") to perform audit and review on the reserves estimates. The Consulting Firm has audited 25 major fields in Pakistan assets and the Group's oil field in Liaohe Enhance Oil Recovery ("EOR") Project, China, in total representing over 90% of the Group's total reserves. The Consulting Firm also completed a high level review of the reasonableness of the process used by the Group on the remaining 78 fields in Pakistan assets and its opinion stated that the estimates are reasonable.

The following table set out the estimates of Group's net interest reserves.

	Pakistan Assets			Liaohe EOR Project
	Oil, Condensate and LPG (MMbbl)	Sales Gas (Bcf)	Total (MMboe)	Oil (MMboe)
<b>Net proved reserves</b>				
As at 31 December 2012	15.0	109.4	33.8	26.5
Acquisition	0.5	11.4	2.5	–
Production	(4.3)	(46.7)	(12.3)	(0.6)
Discoveries & revisions	8.7	216.4	46.0	2.4
As at 31 December 2013	19.9	290.5	70.0	28.3

## Supplementary Information on Oil and Gas Exploration, Development and Production Activities (Continued)

Notes:

- Boe is calculated using a conversion ratio of 5,800 Scf/Boe.
- The forecast of Brent oil price used in the estimation is provided in following table:

	<b>Brent Market Crude (US\$/Bbl)</b>
2014	108.80
2015	102.88
2016	97.05
2017	96.28
2018	97.42
2019	99.37
Thereafter	Escalated at 2% p.a.

- The Group's net interest reserves represent the Group's net entitlement under fiscal and contractual terms in various Concession Agreements in Pakistan and the Enhanced Oil Recovery Agreement in China.

### B. MAJOR EXPLORATION, DEVELOPMENT AND PRODUCTION ACTIVITIES

The following table summarized the major exploration, development and production activities during the reporting period:

	<b>Pakistan Assets</b>	<b>Liaohe EOR Project</b>
Exploration activities:	<ul style="list-style-type: none"> <li>3,236 km<sup>2</sup> onshore and 843 km<sup>2</sup> offshore of 3D seismic data acquired.</li> <li>28 Exploration wells</li> </ul>	Nil
Development activities:	<ul style="list-style-type: none"> <li>29 Development wells</li> <li>39 Rig workovers</li> </ul>	<ul style="list-style-type: none"> <li>8 Development wells</li> <li>21 Rig workovers/Side-Track Wells</li> </ul>
Production activities:	<ul style="list-style-type: none"> <li>Average daily net production of 33,809 boed</li> </ul>	<ul style="list-style-type: none"> <li>Average daily net production of 1,634 boed</li> </ul>

### C. GROUP'S SHARE OF COSTS INCURRED ON EXPLORATION, DEVELOPMENT AND PRODUCTION ACTIVITIES

The following table summarized the Group's share of costs incurred on exploration, development and production activities for the year ended 2013:

	<b>Pakistan Assets (HK\$'000)</b>	<b>Liaohe EOR Project (HK\$'000)</b>	<b>Total (HK\$'000)</b>
Acquisition costs	43,632	–	43,632
Exploration costs	1,350,099	–	1,350,099
Development costs	1,718,155	119,002	1,837,157
Production costs <sup>(Note)</sup>	513,608	173,289	686,897

Note: Production costs recognized in cost of sales excluding depreciation & amortization and government tax & selling expenses.

# CORPORATE GOVERNANCE REPORT

---

Sound corporate governance practices are crucial to the smooth, effective and transparent operation of a company and its ability to attract investment, protect rights of shareholders and stakeholders, and enhance shareholder value. The Company is committed to maintain good corporate governance standard and procedures to ensure the integrity, transparency, open and accountable to our shareholders. This Corporate Government Report is prepared in material compliance of the reporting requirements as contained in Appendix 14 of the Rules Governing the Listing of Securities (the "Listing Rules") on The Stock Exchange of Hong Kong Limited (the "Stock Exchange").

## Corporate Governance Practices

For the year ended 31 December 2013, the Company has applied the principles and complied with the code provisions as set out in the Code on Corporate Governance Practices (the "Code") contained in Appendix 14 of the Listing Rules, save for the deviations which are explained below.

1. The Code A.2.1 – the Company has the post of chief executive officer but it was still vacant; and
2. The Code A.4.1 – the independent non-executive Directors have not been appointed for any specific terms as they are subject to retirement by rotation at least once every three years in accordance with the Company's Bye-laws.

Although the Company has separated the duties between the chairman and chief executive officer, the post of the chief executive officer is still vacant. In this connection, the executive function of the Company is performed by the executive directors and management of the Company. Thus, significant decision of the Company is made by the Board. The Board considers that such structure will not affect the balance of power and authority between the chairman and the executive directors.

Code provision A.4.1 of the Code provides that non-executive Directors should be appointed for a specific term, subject to re-election. None of the independent non-executive Directors and non-executive Director has entered into any service contracts with the Company or its subsidiaries. In view of the fact that the independent non-executive Directors are subject to retirement by rotation at least once every three years though they have no set term of office, the Board considers that the quality of good corporate governance will not be impaired.

## Model Code for Securities Transactions by Directors

The Group has adopted the code of conduct with respect to the dealings in securities of the Company by the Directors as set out in Appendix 10 of the Listing Rules (the "Model Code").

Having made specific enquiry with all Directors, each of whom has confirmed compliance with the required standard set out in the Model Code during the year ended 31 December 2013.

## Directors and Officers Insurance

Appropriate insurance covers on directors' and officers' liabilities have been in force to protect the directors and officers of the Group from their risk exposure arising from the business of the Group.



## Board of Directors

### Composition

The Board of Directors (the "Board") of the Company comprises six members and Mr. Zhang Hong Wei acts as the Chairman of the Board. The other executive Directors are Mr. Zhu Jun and Ms. Zhang Meiyong. The Company has three independent non-executive Directors, Mr. Chau Siu Wai, Mr. San Fung and Mr. Zhu Chengwu, one of whom namely, Mr. Zhu Chengwu has appropriate professional accounting experience and expertise.

Board Members	Board of Directors	Audit Committee	Remuneration Committee	Nomination Committee
<b>Executive Directors</b>				
Mr. Zhang Hong Wei	C			
Mr. Zhu Jun	M			
Ms. Zhang Meiyong	M		M	M
<b>Independent Non-executive Directors</b>				
Mr. Chau Siu Wai	M	M	M	M
Mr. San Fung	M	C	C	C
Mr. Zhu Chengwu	M	M		

Notes:

C – Chairman of the Board or relevant Board committees

M – Member of the Board or relevant Board committees

All directors have distinguished themselves in their field of expertise, and have exhibited high standards of personal and professional ethics and integrity. The biographical details of each Director are disclosed on page 35 of this annual report.

During the year ended 31 December 2013, the Board has at all times met the requirements of the Listing Rules relating to the appointment of at least three independent non-executive directors (representing at least one-third of the Board), with at least one independent non-executive director possessing appropriate professional qualifications and accounting and related financial management expertise.

Each independent non-executive Director has pursuant to the Rule 3.13 of the Listing Rules, confirmed that he is independent of the Company and the Company also considers that they are independent.

Save as the family relationship between Mr. Zhang Hong Wei, chairman of the Board, and Ms. Zhang Meiyong, executive director and daughter of the chairman, there are no relationships among members of the board. Except for the above, the Board considers that all directors are free from any relationship that interfere the exercise of individual independent judgment.

**Function**

The Board, led by the Chairman, is responsible for formulation and approval of the Group's development and business strategies, key operational proposals, financial control procedures, material acquisition and disposal of investments, major funding decisions, financial announcements, interim report, annual reports, share issuance/repurchase, nomination of directors, appointment of key management personnel, related party transactions, remuneration to directors and key management, ensures appropriate human and financial resources are appropriately applied and the performance for the achievement of results is evaluated periodically and other significant transactions in accordance with the rules governing the meeting of the Board, Bye-laws and rules governing the meeting of shareholders.

The executive Directors are responsible for day-to-day management of the Company's operations. These executive Directors conduct regular meetings with the senior management of the Company, its subsidiaries and associated companies, at which operational issues and financial performance are evaluated.

The Bye-laws of the Company contain description of responsibilities and operation procedures of the Board. The Board holds regular meeting to discuss and consider significant matters relating to existing operations and proposals of new operations and projects. Board meetings formally hold at least 4 times a year.

The Chairman ensures that board meetings are being held whenever necessary. Though the Chairman is responsible to set the board meeting agenda, all board members are encouraged to participate to include matters in the agenda. The Board conducts meeting on a regular basis and extra meetings are convened when circumstances require. The Bye-Laws of the Company allow a board meeting to be conducted by way of a tele-conference.

There are 10 meetings being held during the financial year for the year ended 31 December 2013 and the attendance of individual Directors is as follows:

	<b>Board Meetings</b>
Zhang Hong Wei	10/10
Zhu Jun	10/10
Zhang Meiyong	10/10
Chau Siu Wai	10/10
San Fung	10/10
Zhu Chengwu	10/10

The attendance record of individual Directors of the Annual General Meeting held on 28 May 2013 ("AGM") is set out below:

	<b>AGM</b>
Zhang Hong Wei	1/1
Zhu Jun	1/1
Zhang Meiyong	1/1
Chau Siu Wai	1/1
San Fung	1/1
Zhu Chengwu	1/1

### **Training and Support for Directors**

Directors keep abreast of responsibilities as a director of the Company and of the conduct, business activities and development of the Company.

Each newly appointed director receives induction on the first occasion of his/her appointment, so as to ensure that he/she has appropriate understanding of the business and operations of the Company and that he/she is fully aware of his/her responsibilities and obligations under the Listing Rules and relevant regulatory requirements. Such induction is normally supplemented with visits to the Group's key business sites and/or meetings with the senior management of the Company.

Under code provision A.6.5, directors should participate in appropriate continuous professional development to develop and refresh their knowledge and skills to ensure that their contribution to the Board remains informed and relevant. Internally facilitated briefings for directors will be arranged and reading material on relevant topics will be issued to directors where appropriate. All directors are encouraged to attend relevant training courses at the Company's expenses.

During the year ended 31 December 2013, the Company provided reading materials on corporate governance, Directors' duties and responsibilities and regulatory update on the Listing Rules amendments to all the Directors for their reference and studying. Besides, all Directors attended other seminars and training sessions arranged by other professional firms/institutions. All Directors had provided the Company their training records for the year under review. The Directors and officers are indemnified under a directors' and officers' liability insurance against any liability incurred by them in discharge of their duties while holding office as the Directors and officers of the Company. The Directors and officers shall not be indemnified where there is any fraud, breach of duty or breach of trust proven against them.

### **Responsibilities**

In the course of discharging their duties, the directors act in good faith, with due diligence and care, and in the best interests of the Company and its shareholders. Their responsibilities include (1) regular board meetings focusing on business strategy, operational issues and financial performance; (2) monitoring the quality, timeliness, relevance and reliability of internal and external reporting; (3) monitoring and managing potential conflicts of interest of management, board members and shareholders, including misuse of corporate assets and abuse in connected transaction; and (4) ensuing processes are in place to maintain the overall integrity of the Company, including financial statements, relationships with suppliers, customers and other stakeholders, and compliance with all laws and ethics.

### **Director's Responsibilities for the Financial Statement**

The Directors acknowledge their responsibilities for the preparation of the financial statements of the Group and ensure that the financial statements are accordance with statutory requirements and applicable accounting standards. The Directors also ensure the timely publication of the financial statements of the Group. In preparing the accounts for the year ended 31 December 2013, the Directors have, among other things:

- Selected suitable accounting policies and applied them consistently;
- Approved adoption of all Hong Kong Financial Reporting Standards ("HKFRSs") which are in conformity with the International Financial Reporting Standards ("IFRSs"); and
- Made judgments and estimates that are prudent and reasonable; and have prepared the accounts on the going concern basis.

The Directors confirm that, to the best of their knowledge, information and belief, having made all reasonable enquiries, they are not aware of any material uncertainties relating to events or conditions that may cast significant doubt upon the Company's ability to continue as a going concern.

### Delegation by the Board

The Board has established Board committees, namely Audit Committee, Remuneration Committee and Nomination Committee to oversee particular aspects of the Company's affairs and to assist in sharing the Board's responsibilities. All the Board committees have clear written terms of reference and have to report to the Board regularly on their decisions and recommendations. The day-to-day running of the Company, including implementation of the strategies and plans adopted by the Board and its committees, is delegated to the management with divisional heads responsible for different aspects of the business.

### Audit Committee

The Company formulated written terms of reference for the Audit Committee in accordance with the requirements of the Listing Rules. The Audit Committee consists of the all independent non-executive Directors, namely Messrs. Chau Siu Wai, San Fung and Zhu Chengwu. It is chaired by Mr. San Fung.

The Audit Committee reports directly to the Board and reviews the matters relating to the work of the external auditor, financial statements and internal controls. The Audit Committee meets with the Company's external auditor to ensure the objectivity and credibility of financial reporting and internal control procedures as well as to maintain an appropriate relationship with the external auditors of the Company.

During the financial year for the year ended 31 December 2013, there are 2 audit committee meetings being held and the external auditor of the Company has attended 2 audit committee meetings. The individual attendance of each member is as follows:

	Audit Committee Meetings
Chau Siu Wai	2/2
San Fung	2/2
Zhu Chengwu	2/2

The members of Audit Committee have full access to and co-operation from the management and they have full discretion to invite any director or executive to attend the meeting. The Audit Committee has performed the following function during the financial year for the year ended 31 December 2013: (1) reviewed the annual audit plan of external auditors, their audit reports and matters incidental thereto; (2) the appointment of external auditors including the terms of engagement; (3) discussed the internal control issues; (4) examined the application of funds; (5) reviewed the interested party transactions; and (6) reviewed the periodic financial statements of the Company and made commendation to the Board for approval and evaluated the performance and independent of the external auditors.

### Remuneration Committee

With effect from 17 July 2006, a remuneration committee has been set up with written terms of reference to review the remuneration package, performance-based remuneration and termination compensation of directors and senior management of the Group. The Remuneration Committee comprises Mr. Chau Siu Wai, Mr. San Fung and Ms. Zhang Meiyong. It is chaired by Mr. San Fung.

The major responsibilities of the Remuneration Committee are to make recommendation to the Board on the Company's policy and structure for remuneration of Directors and senior management, to determine remuneration packages of all executive Directors and senior management including benefits in kind, pension rights and compensation payments. The Remuneration Committee takes into consideration on factors such as salaries paid by comparable companies, time commitment and responsibilities of the Directors and senior management.

The Remuneration Committee held 1 meeting in 2013 at which all committee members were present. At the meeting, the Remuneration Committee reviewed and discussed the remuneration policy, the remuneration package and bonus arrangements.

### Nomination Committee

With effective from 30 March 2012, a nomination committee, comprising Mr. San Fung, independent non-executive Director of the Company, as its Chairman with Mr. Chau Siu Wai, independent non-executive Director of the Company, and Zhang Meiyang, executive Director of the Company, as its members, has been set up with written terms of reference in accordance with the requirements of the Listing Rules. The Nomination Committee is responsible for nomination of Directors, structure of the Board, number of Directors and the composition of the Board and review the Company's Board diversity policy. To maintain high quality of the Board with a balance of skill and experience, the Nomination Committee will identify individuals who fulfill criteria of the Company. When assessing the quality of the individual, the Nomination Committee makes reference to his experience, qualification, integrity and other relevant factors.

The Nomination Committee held 1 meeting in 2013 at which all committee members were present. At the meeting, the Nomination Committee: (1) reviewed the structure, size and composition of the Board; (2) reviewed the Company's Board diversity policy; (3) discussed the causal vacancies for the resigned directors during the year; and (4) assessed the independent of independent non-executive Directors.

### Responsibilities and Remuneration of External Auditors

The statement of the external auditors of the Company, Messrs. RSM Nelson Wheeler, about their reporting responsibilities on the financial statements of the Group is set out in the Independent Auditor's Report on pages 37 to 38.

During the year, remuneration paid to the Company's auditors, Messrs. RSM Nelson Wheeler and other RSM network firms, is as follows:

<b>Services rendered:</b>	<b>HK\$</b>
– audit services	2,020,950
– accounting and taxation services	23,178
– interim financial review	100,000
– non-audit services	103,952

### Internal Control

The Board is responsible for maintaining an adequate system of internal controls within the Group and for reviewing their effectiveness. The system of internal controls is designed to facilitate effective and efficient operations, to safeguard assets and to ensure the quality of internal and external reporting and compliance with applicable laws and regulations. It is also designed to provide reasonable, but not absolute, assurance that material misstatement or loss can be avoided, and to manage and minimize risks of failure in operation systems. The Company committed to implement a stricter and more regulated internal control procedures in the new financial year.

In the future, the Group will conduct regular review of the Group's internal control system and its effectiveness to ensure the interest of shareholders is safeguarded.

### Company Secretary

Mr. Hung Lap Kay is the company secretary of the Company since March 2010. During the year ended 31 December 2013, Mr. Hung has taken no less than 15 hours of relevant professional trainings to update his skill and knowledge.

### Communication with Shareholders

The objective of shareholder communication is to provide our shareholders with detailed information about the Company so that they can exercise their rights as shareholders in an informed manner.

The Company uses a range of communication tools to ensure its shareholders are kept well informed of key business imperatives. These include general meeting, annual report, various notices, announcements, circulars and via the Company's website to provide an electronic means of communication. The poll voting procedures and the rights of shareholders to demand a poll were included in all circulars accompanying notice convening general meeting and the details procedures for conducting a poll has been read out by the chairman at general meeting.

The annual general meeting provides a useful forum for shareholders to exchange views with the Board. The Chairman, Directors, Board Committees' Chairman/Members and external auditor, where appropriate, are available to answer questions at the meeting.

To safeguard shareholders' interests and rights, separate resolutions are proposed at shareholders' meetings on each substantial issue, including the election of individual directors, for shareholders' consideration and voting. Besides, pursuant to the Articles of Association, shareholder(s) holding not less than one-tenth of the paid-up capital of the Company carrying the right of voting at general meetings may request the Company to convene an extraordinary general meeting by sending a written requisition to the Board or the Company Secretary. The objects of the meeting must be stated in the written requisition.

Shareholders may send written enquiries to the Company for putting forward any enquiries or proposals to the Board of the Company. Contact details are as follows:

Address: Suite 2505, 25/F, Two Pacific Place, 88 Queensway, Admiralty, Hong Kong (For the attention of the General Manager of the Investor Relations Department)  
Fax: 852-2522 6938  
Email: [ir@uegl.com.hk](mailto:ir@uegl.com.hk)

For the avoidance of doubt, shareholder(s) must deposit and send the original duly signed written requisition, notice or statement, or enquiry (as the case may be) to the above address and provide their full name, contact details and identification in order to give effect thereto. Shareholders' information may be disclosed as required by law.

During the year under review, the Company has not made any changes to its Articles of Association. An up to date version of the Articles of Association is available on the Company's website and the Stock Exchange's website. Shareholders may refer to the Articles of Association for further details of their rights.

All resolutions put forward at shareholders' meetings will be voted by poll pursuant to the Listing Rules and the poll voting results will be posted on the websites of the Stock Exchange ([www.hkexnews.hk](http://www.hkexnews.hk)) and the Company ([www.uegl.com.hk](http://www.uegl.com.hk)) immediately after the relevant general meetings.

# REPORT OF THE DIRECTORS

---

The directors present their annual report and the audited financial statements for the year ended 31 December 2013.

## Principal Activities

The Company acts as an investment holding company. The principal activity of its subsidiary is set out in note 39 to the financial statements.

## Results and Dividends

The results of the Group for the year ended 31 December 2013 and the state of affairs of the Group at that date are set out in the financial statements on pages 39 to 103 of the annual report.

## Share Premium and Reserves

Details of movements in the share premium and reserves of the Company and the Group during the year under review are set out in note 30 and page 87 to 88 to the financial statements.

## Segment Information

The segment information of the Group for the year ended 31 December 2013 is set out in note 9 to the financial statements.

## Financial Summary

A summary of the published results and of the assets, liabilities and minority interests of the Group for the last five financial years, as extracted from the audited financial statements, is set out on page 104. This summary is for information only and does not form part of the audited financial statements.

## Property, Plant and Equipment

Details of movements in property, plant and equipment of the Group during the period are set out in note 16 to the financial statements.

## Directors and Directors' Service Contracts

The directors of the Company during the year and up to the date of this report were:

### Executive directors:

Zhang Hong Wei – *Chairman*

Zhu Jun

Zhang Meiyong

### Independent non-executive directors:

Chau Siu Wai

San Fung

Zhu Chengwu

Pursuant to Bye-laws 87(1) and 87(2) of the Bye-laws, Ms. Zhang Meiyong and Mr. Zhu Chengwu shall retire by rotation and being eligible, will offer themselves for re-election at the Annual General Meeting to be held in 2014. Each of Mr. San Fung and Mr. Chau Siu Wai has been serving as an independent non-executive Director for more than nine years. In compliance with Code A.4.3 of the Code on Corporate Governance, each of Mr. San Fung and Mr. Chau Siu Wai offered themselves for re-election at the Annual General Meeting to be held in 2014.

There is no service contract entered into between the Company and the non-executive director and independent non-executive directors and they are not appointed for a specific term. However, all directors are subject to retirement by rotation at least once every three years pursuant to the Bye-laws of the Company.

### Share Option Scheme

Under the share option scheme adopted by the Company on 11 May 2006 (the "Scheme"), the Directors may, at their discretion, invite any eligible participants to take up options to subscribe for shares in the capital of the Company. The Scheme is effective for the period from 11 May 2006 to 10 May 2016. The total number of shares in respect of which options may be granted under the Scheme is not permitted to exceed 30% of the shares of the Company in issue from time to time. The number of shares issued and to be issued in respect of which options granted and may be granted to any individual is not permitted to exceed 10% of the shares of the Company in issue from time to time.

During the year under review, 1,000,000 units of share options granted to eligible participants were exercised. As at 31 December 2013, the balance of the share options granted under the Scheme was 28,000,000 units of the share options.

Details of share options granted under the scheme are as follows:

Grant Date	Exercise Price HK\$	Vesting Period	Exercisable Period	Number of Share Options					
				As at 1.1.2013	Granted	Exercised	Lapsed	Cancelled	As at 31.12.2013
Employees									
03.11.2010	0.90	03.11.2010 to 02.11.2011	03.11.2011 to 02.11.2015	2,000,000	-	(1,000,000)	-	-	1,000,000
03.11.2010	0.90	03.11.2010 to 02.11.2012	03.11.2012 to 02.11.2015	2,000,000	-	-	-	-	2,000,000
03.11.2010	0.90	03.11.2010 to 02.11.2013	03.11.2013 to 02.11.2015	2,000,000	-	-	-	-	2,000,000
03.11.2010	0.90	03.11.2010 to 02.11.2014	03.11.2014 to 02.11.2015	3,000,000	-	-	-	-	3,000,000
31.12.2010	1.55	31.12.2010 to 30.12.2011	31.12.2011 to 30.12.2015	600,000	-	-	-	-	600,000
31.12.2010	1.55	31.12.2010 to 30.12.2012	31.12.2012 to 30.12.2015	400,000	-	-	-	-	400,000
31.12.2010	1.55	31.12.2010 to 30.12.2013	31.12.2013 to 30.12.2015	400,000	-	-	-	-	400,000
31.12.2010	1.55	31.12.2010 to 30.12.2014	31.12.2014 to 30.12.2015	600,000	-	-	-	-	600,000
29.8.2012	1.20	29.8.2012 to 28.8.2013	29.8.2013 to 28.8.2022	5,400,000	-	-	-	-	5,400,000
29.8.2012	1.20	29.8.2012 to 28.8.2014	29.8.2014 to 28.8.2022	3,600,000	-	-	-	-	3,600,000
29.8.2012	1.20	29.8.2012 to 28.8.2015	29.8.2015 to 28.8.2022	3,600,000	-	-	-	-	3,600,000
29.8.2012	1.20	29.8.2012 to 28.8.2016	29.8.2016 to 28.8.2022	5,400,000	-	-	-	-	5,400,000
Total				29,000,000	-	(1,000,000)	-	-	28,000,000



## Disclosure of Interests

### Directors' Interests in Shares and Underlying Shares of the Company

As at 31 December 2013, the Directors and their associates had the following interests or short positions in shares, underlying shares and debentures of the Company or any of its associated corporations (within the meaning of the Securities and Futures Ordinance (the "SFO")) as recorded in the register required to be kept under Section 352 of the SFO or as otherwise notified to the Company and The Stock Exchange of Hong Kong Limited (the "Stock Exchange") pursuant to the Model Code for Securities Transactions by Directors of Listed Issuers (the "Model Code"):

Name of Director	Name of Company	Nature of interest	Number of Shares		Approximate% shareholding
			Long Position	Short Position	
Zhang Hong Wei	The Company	Attributable interest of controlled corporation	9,261,950,115	–	70.96 <sup>(Note)</sup>
Zhu Jun	The Company	Beneficial owner	1,443,000	–	0.01

Note: Out of the 9,261,950,115 shares, 5,688,879,125 shares were beneficially held by He Fu International Limited, 2,223,726,708 shares were beneficially held by United Petroleum & Natural Gas Holdings Limited, and 1,349,344,282 shares were beneficially held by United Energy Holdings Limited. He Fu International Limited, United Petroleum & Natural Gas Holdings Limited and United Energy Holdings Limited are companies wholly-owned by Mr. Zhang Hong Wei. Therefore, Mr. Zhang Hong Wei is deemed to be interested in those 9,261,950,115 shares.

Save as disclosed above, none of the directors, nor their associates had any interests or short positions in any shares, underlying shares or debentures of the Company or any of its associated corporations as at 31 December 2013.

### Substantial Shareholders

As at 31 December 2013, the following persons or corporations, other than the Directors or chief executives of the Company as disclosed above, had interests or short positions in the shares and underlying shares of the Company as recorded in the register required to be kept by the Company pursuant to Section 336 of the SFO:

Name	Name of Company	Capacity and nature of interest	Number of Shares	Approximate % shareholding
He Fu International Limited <sup>(Note)</sup>	The Company	Beneficial owner	5,688,879,125	43.58
United Petroleum & Natural Gas Holdings Limited <sup>(Note)</sup>	The Company	Beneficial owner	2,223,726,708	17.04
United Energy Holdings Limited <sup>(Note)</sup>	The Company	Beneficial owner	1,349,344,282	10.34

Note: These companies are wholly-owned by Mr. Zhang Hong Wei.

All the interests stated above represent long positions. As at 31 December 2013, no short position were recorded in the register kept by the Company under Section 336 of the SFO.

Save as disclosed in this report, the Company has not been notified by any persons or corporations, other than the Directors or chief executives of the Company, who had interests or short positions in the shares or underlying shares of the Company as recorded in the register required to be kept by the Company pursuant to Section 336 of the SFO as at 31 December 2013.

### **Share Capital**

Particulars of the Company's share capital are set out in note 28 to the financial statements.

### **Arrangements to Purchase Shares or Debentures**

At no time during the period was the Company, its subsidiary or holding company, a party to any arrangements to enable the directors of the Company to acquire benefits by means of acquisition of shares in, or debt securities (including debentures) of, the Company or any other body corporate.

### **Directors' Interests in Contracts of Significance**

No contracts of significance to which the Company, its subsidiaries or holding company was a party and in which a director of the Company had a material interest, whether directly or indirectly, subsisted at the end of the period or at any time during the period, except as announced.

### **Emolument Policy**

The emolument policy of the employees of the Group is set up by the board of directors on the basis of their merit, qualifications and competence.

The emoluments of the directors of the Company are decided by the board, having regard to the Company's operating results, individual performance and comparable market statistics.

### **Pre-Emptive Rights**

There are no provisions for pre-emptive rights under the Company's Bye-laws or the laws of Bermuda, which would oblige the Company to offer new shares on a pro-rata basis to existing shareholders.

### **Appointment of Independent Non-Executive Directors**

The Company has received, from each of the independent non-executive Directors, an annual confirmation of his independent pursuant to Rule 3.13 of the Rules Governing the Listing Securities on The Stock Exchange of Hong Kong Limited. The Company considers all of the independent non-executive Directors are independent.

### **Compliance with the Model Code of the Listing Rules**

The Company has adopted the Model Code as set out in Appendix 10 of the Listing Rules. Having made specific enquiry with the Directors, all the Directors confirmed that they have complied with the required standard as set out in the Model Code throughout the financial year for the year ended 31 December 2013.

The Company has also established written guidelines regarding securities transaction on no less exacting terms of the Model Code for senior management and specific individual who may have access to price sensitive information in relation to the securities of the Company.

### Corporate Governance

In the opinion of the Directors, the Company has complied throughout the financial year for the year ended 31 December 2013 with the Code on Corporate Governance Practices, except for code provisions A.2.1 and A.4.1 as set out in the Code of Corporate Governance Practices contained in Appendix 14 to the Listing Rules. Please refer to the Corporate Governance Report on pages 23 to 29 for details.

Details of the audit committee, remuneration committee and nomination committee are set out in the Corporate Governance Report.

### Sufficiency of Public Float

The Company has maintained a sufficient public float throughout the financial year ended for the year ended 31 December 2013.

### Purchase, Sale or Redemption of Shares

On 26 April 2013, 620,576 ordinary shares were repurchased at HK\$1.2 per share by private arrangement (the "Repurchased Shares") in accordance to the repurchase mandate granted to the Directors in the Annual General Meeting of the Company held on 29 May 2012. On 8 May 2013, the Repurchased Shares were cancelled.

Save as disclosed above, the Company has not redeemed any of its shares nor any of its subsidiaries has purchased or sold any of the Company's shares during the year ended 31 December 2013.

### Events After Reporting Period

Except as disclosed in this report, since 31 December 2013, being the end of the financial year under review, no important events has occurred affecting the Company.

### Auditors

A resolution will be submitted to the annual general meeting of the Company to re-appoint the auditors, Messrs. RSM Nelson Wheeler as auditors of the Company.

By Order of the Board  
**United Energy Group Limited**

**Zhang Hong Wei**  
*Chairman*  
Hong Kong, 19 March 2014

# BIOGRAPHY OF DIRECTORS AND SENIOR MANAGEMENT

---

## Executive Directors

**Mr. Zhang Hong Wei**, aged 59, joined the Company on 27 February 1998. Mr. Zhang is the Chairman of the Group. Mr. Zhang is also the chairman and president of Orient Group Inc. Mr. Zhang is also the Deputy Chairman of China Minsheng Banking Corporation Ltd., a joint-stock bank listed on the Shanghai Exchange and on the Stock Exchange of Hong Kong Limited. He has 30 more years of experience in management in the PRC. As at the date of this report, Mr. Zhang is beneficially interested in 9,261,950,115 shares of the Company, representing approximately 70.96% of the existing issued share capital of the Company, and is the controlling shareholder of the Company. Mr. Zhang is the father of Ms. Zhang Meiyang, an executive director appointed on 19 June 2006.

**Mr. Zhu Jun**, aged 48, joined the Company on 20 October 2005 as an executive Director. He is currently an executive director of China Infrastructure Holdings Limited, the shares of which are listed on The Singapore Exchange Securities Trading Limited. After graduation from the Peking University with a bachelor degree and a master degree in economics, Mr. Zhu Jun has had over 20 years of experience in corporate finance, investment and management. As at the date of this report, Mr. Zhu Jun directly holds 1,443,000 shares of the Company, representing approximately 0.01% of the existing issued share capital of the Company.

**Ms. Zhang Meiyang**, aged 35, joined the Company on 19 June 2006 as an executive Director. Ms. Zhang previously worked in Citigroup Investment Banking Division (Hong Kong), China Minsheng Banking Corporation Limited and America Orient Group, Inc. and has over 10 years of experience in banking and financial management. Ms. Zhang Meiyang holds a BBA degree in Finance and International Business from the George Washington University, USA. Ms. Zhang has not held any directorship with other listed companies in the last 3 years. Ms. Zhang is the daughter of Mr. Zhang Hong Wei, the Chairman, executive Director and controlling shareholder of the Company.

## Independent Non-executive Directors

**Mr. San Fung**, aged 49, joined the Company on 9 November 2004 as an independent non-executive Director. Mr. San Fung is a qualified accountant with China Construction Company Limited specialized in financial analysis in infrastructure project. He completed a course in Master of Business Administration from the International East-western University of the United States and has over 16 years of experience in accounting. Mr. San is currently the chairman of New Century Investment and Development Company.

**Mr. Chau Siu Wai**, aged 44, joined the Company on 9 November 2004 as an independent non-executive Director. Mr. Chau is a university graduate with a bachelor degree in law. He further obtained a master degree in business administration from Murdoch University in Australia. Mr. Chau has 10 more years of experience in financial reporting and investment analysis and is now a duty president of an investment company.

**Mr. Zhu Chengwu**, aged 44, joined the Company on 5 December 2005 is an independent non-executive Director. He is currently the chief financial officer of the Shanghai head office of Everbright Securities Company Limited. After graduation from the Lanzhou Commercial College with a bachelor degree in finance, Mr. Zhu Chengwu had held senior financial positions in several PRC companies including Shenzhen Techo Telecom Co., Ltd. ("Shenzhen Techo"), a PRC company whose shares are listed on the Shenzhen Stock Exchange. Mr. Zhu Chengwu was the director and had assumed the role of the chief financial officer of Shenzhen Techo. Through his past experience, in particular, as the director of Shenzhen Techo, Mr. Zhu Chengwu has gained much experience in (a) preparing and conducting review and internal audit of financial statements and reports; and (b) internal control and procedures for financial reporting in respect of public companies and possesses such knowledge, experience and expertise of an independent non-executive director as required under Rule 3.10(2) of the Listing Rules. Mr. Zhu Chengwu acquired the intermediate-level accountant certificate jointly issued by the Ministry of Finance and the Ministry of Personnel of the People's Republic of China on 30 May 2000. Mr. Zhu Chengwu is considered to be an independent non-executive director under Rule 3.13 of the Listing Rules.

## Biography of Directors and Senior Management (Continued)

---

### Senior Management

**Mr. Pang Pui Yin, Thomas**, aged 52, joined the Company in September 2010 as Chief Financial Officer. Before joining the Company, Mr. Pang was the Managing Director and Chief Executive of a Dubai based fund management company. Mr. Pang's other professional employments include Director (Finance) of The Link Management Limited (Manager of The Link REIT), founder and Managing Director of WAG Worldsec Corporation Financial Limited, Chief Financial Officer of Regent Pacific Group Limited, Assistant Director of Hong Kong Exchanges and Clearing Limited and Senior Manager of Securities and Futures Commission in Hong Kong. Mr. Pang is a graduate of University of Oxford and obtained a master degree in Italy. He qualified as a Chartered Accountant in 1988.

**Mr. Song Yu**, aged 38, joined the Company in October 2009 as Investment Controller and promoted as Chief Operation Officer of the Company in October 2011. Before joining the Company, Mr. Song previously worked in different subsidiaries of Sinopec Group during the period from July 2004 to October 2009. He worked in Winfield Euro Asia Oil Service Company (Russia), a wholly-owned subsidiary of Sinopec Group in Moscow, as General Director and focused on oil trading, procurement and technical services in relation to petroleum exploration and production in Euro-Asia. Mr. Song also worked in Sinopec International Petroleum E&P Corporation ("SIPC") in Beijing and SIPC Russia and Central Asia Regional Company as In House Legal Consultant and Head of Legal respectively. Mr. Song graduated from the Tsinghua University and obtained a bachelor degree of Physics and master degree of Law in International Economic Law.

# INDEPENDENT AUDITOR'S REPORT

---



## TO THE SHAREHOLDERS OF UNITED ENERGY GROUP LIMITED

*(Incorporated in the Cayman Islands and continued in Bermuda with limited liability)*

We have audited the consolidated financial statements of United Energy Group Limited (the "Company") and its subsidiaries (collectively referred to as the "Group") set out on pages 39 to 103 which comprise the consolidated statement of financial position as at 31 December 2013, and the consolidated statement of profit or loss, consolidated statement of profit or loss and other comprehensive income, consolidated statement of changes in equity and consolidated statement of cash flows for the year then ended, and a summary of significant accounting policies and other explanatory information.

### **Directors' responsibility for the consolidated financial statements**

The directors of the Company are responsible for the preparation of consolidated financial statements that give a true and fair view in accordance with Hong Kong Financial Reporting Standards issued by the Hong Kong Institute of Certified Public Accountants and the disclosure requirements of the Hong Kong Companies Ordinance, and for such internal control as the directors determine is necessary to enable the preparation of consolidated financial statements that are free from material misstatement, whether due to fraud or error.

### **Auditor's responsibility**

Our responsibility is to express an opinion on these consolidated financial statements based on our audit and to report our opinion solely to you, as a body, in accordance with section 90 of the Companies Act 1981 of Bermuda and for no other purpose. We do not assume responsibility towards or accept liability to any other person for the contents of this report. We conducted our audit in accordance with Hong Kong Standards on Auditing issued by the Hong Kong Institute of Certified Public Accountants. Those standards require that we comply with ethical requirements and plan and perform the audit to obtain reasonable assurance about whether the consolidated financial statements are free from material misstatement.

An audit involves performing procedures to obtain audit evidence about the amounts and disclosures in the consolidated financial statements. The procedures selected depend on the auditor's judgement, including the assessment of the risks of material misstatement of the consolidated financial statements, whether due to fraud or error. In making those risk assessments, the auditor considers internal control relevant to the entity's preparation of consolidated financial statements that give a true and fair view in order to design audit procedures that are appropriate in the circumstances, but not for the purpose of expressing an opinion on the effectiveness of the entity's internal control. An audit also includes evaluating the appropriateness of accounting policies used and the reasonableness of accounting estimates made by the directors, as well as evaluating the overall presentation of the consolidated financial statements.

We believe that the audit evidence we have obtained is sufficient and appropriate to provide a basis for our audit opinion.

## Independent Auditor's Report (Continued)

---

### Opinion

In our opinion, the consolidated financial statements give a true and fair view of the state of affairs of the Group as at 31 December 2013, and of the Group's results and cash flows for the year then ended in accordance with Hong Kong Financial Reporting Standards and have been properly prepared in accordance with the disclosure requirements of the Hong Kong Companies Ordinance.

### **RSM Nelson Wheeler**

*Certified Public Accountants*

Hong Kong

19 March 2014

# CONSOLIDATED STATEMENT OF PROFIT OR LOSS

For the year ended 31 December 2013

	Note	2013 HK\$'000	2012 HK\$'000
<b>Turnover</b>	7	<b>4,787,556</b>	3,213,793
Cost of sales and services rendered		<b>(2,487,165)</b>	(1,947,999)
<b>Gross profit</b>		<b>2,300,391</b>	1,265,794
Other income	8	<b>143,310</b>	309,185
Exploration expenses		<b>(331,784)</b>	(217,111)
Administrative expenses		<b>(368,184)</b>	(355,723)
Other operating expenses		<b>(295,268)</b>	(64,006)
<b>Profit from operations</b>		<b>1,448,465</b>	938,139
Finance costs	10	<b>(248,147)</b>	(254,492)
<b>Profit before tax</b>		<b>1,200,318</b>	683,647
Income tax (expense)/credit	12	<b>(27,128)</b>	109,864
<b>Profit for the year</b>	11	<b>1,173,190</b>	793,511
<b>Attributable to:</b>			
Owners of the Company		<b>1,215,211</b>	786,412
Non-controlling interests		<b>(42,021)</b>	7,099
		<b>1,173,190</b>	793,511
<b>Earnings per share</b>			
Basic	14	<b>9.32 cents</b>	6.10 cents
Diluted	14	<b>9.31 cents</b>	6.05 cents



# CONSOLIDATED STATEMENT OF PROFIT OR LOSS AND OTHER COMPREHENSIVE INCOME

For the year ended 31 December 2013

	<b>2013</b>	2012
	<b>HK\$'000</b>	HK\$'000
<b>Profit for the year</b>	<b>1,173,190</b>	793,511
<b>Other comprehensive income, net of tax</b>		
<i>Items that may be reclassified to profit or loss:</i>		
Exchange differences on translating foreign operations	<b>9,244</b>	(8,301)
Exchange differences reclassified to profit or loss on disposal of a subsidiary	<b>(3)</b>	–
<b>Total other comprehensive income</b>	<b>9,241</b>	(8,301)
<b>Total comprehensive income for the year</b>	<b>1,182,431</b>	785,210
<b>Attributable to:</b>		
Owners of the Company	<b>1,221,949</b>	778,580
Non-controlling interests	<b>(39,518)</b>	6,630
	<b>1,182,431</b>	785,210

# CONSOLIDATED STATEMENT OF FINANCIAL POSITION

At 31 December 2013

	Note	At 31 December 2013 HK\$'000	At 31 December 2012 HK\$'000 (Restated)	At 1 January 2012 HK\$'000 (Restated)
<b>Non-current assets</b>				
Property, plant and equipment	16	4,943,857	3,060,603	2,211,629
Intangible assets	17	7,909,298	8,596,597	8,762,996
Advances, deposits and prepayments	18	21,770	25,657	17,017
Deferred tax assets	27	324,577	177,391	63,383
		<b>13,199,502</b>	11,860,248	11,055,025
<b>Current assets</b>				
Inventories	19	299,830	254,168	160,810
Trade and other receivables	20	1,530,776	1,297,283	1,439,607
Held-to-maturity investments		–	–	30,850
Financial assets at fair value through profit or loss	21	3,576	3,455	2,508
Current tax assets		8,790	10,042	–
Pledged bank deposits	22	4,430	275,198	201,207
Bank and cash balances	22	1,709,644	1,111,466	482,323
		<b>3,557,046</b>	2,951,612	2,317,305
<b>Current liabilities</b>				
Trade and other payables	23	2,109,696	1,478,833	942,822
Due to directors	24	7,857	8,337	8,066
Bank loans	25	664,587	163,904	102,680
Current tax liabilities		113,241	21,476	11,067
		<b>2,895,381</b>	1,672,550	1,064,635
<b>Net current assets</b>		<b>661,665</b>	1,279,062	1,252,670
<b>Total assets less current liabilities</b>		<b>13,861,167</b>	13,139,310	12,307,695
<b>Non-current liabilities</b>				
Bank loans	25	4,368,000	4,836,000	4,914,000
Provisions	26	281,596	266,921	251,449
Deferred tax liabilities	27	1,228,640	1,259,576	1,058,759
		<b>5,878,236</b>	6,362,497	6,224,208
<b>NET ASSETS</b>		<b>7,982,931</b>	6,776,813	6,083,487

## Consolidated Statement of Financial Position (Continued)

At 31 December 2013

	Note	At 31 December 2013 HK\$'000	At 31 December 2012 HK\$'000 (Restated)	At 1 January 2012 HK\$'000 (Restated)
<b>Capital and reserves</b>				
Share capital	28	<b>130,532</b>	130,405	127,771
Reserves	30	<b>7,800,239</b>	6,554,730	5,558,576
Equity attributable to owners of the Company		<b>7,930,771</b>	6,685,135	5,686,347
Non-controlling interests		<b>52,160</b>	91,678	397,140
<b>TOTAL EQUITY</b>		<b>7,982,931</b>	6,776,813	6,083,487

Approved by the Board of Directors on 19 March 2014

**Zhang Hong Wei**  
Director

**Zhu Jun**  
Director

# CONSOLIDATED STATEMENT OF CHANGES IN EQUITY

For the year ended 31 December 2013

	Attributable to owners of the Company										
	Share capital	Share premium account	Merger reserve	Capital reserve	Foreign currency translation reserve	Statutory reserve	Share-based capital reserve	Accumulated losses	Total	Non-controlling interests	Total equity
	(note 28) HK\$'000	(note 30(c)) HK\$'000	(note 30(c)) HK\$'000	(note 30(c)) HK\$'000	(note 30(c)) HK\$'000	(note 30(c)) HK\$'000	(note 30(c)) HK\$'000	HK\$'000	HK\$'000	HK\$'000	HK\$'000
At 1 January 2012	127,771	13,027,326	(2,286,000)	155,580	77,152	371	110,524	(5,526,377)	5,686,347	397,140	6,083,487
Total comprehensive income for the year	-	-	-	-	(7,832)	-	-	786,412	778,580	6,630	785,210
Recognition of share-based payments	-	-	-	-	-	-	7,329	-	7,329	-	7,329
Forfeiture of share-based payments	-	-	-	-	-	-	(4,554)	4,554	-	-	-
Lapse of share options	-	-	-	-	-	-	(21,036)	21,036	-	-	-
Issue of shares upon exercise of share options (note 28(a))	20	3,497	-	-	-	-	(1,467)	-	2,050	-	2,050
Issue of shares upon exercise of unlisted warrants (note 28(b))	2,500	237,943	-	-	-	-	(40,443)	-	200,000	-	200,000
Issue of shares under share match scheme (note 28(c))	114	10,715	-	-	-	-	-	-	10,829	-	10,829
Expiry of unlisted warrants	-	-	-	-	-	-	(40,443)	40,443	-	-	-
Dissolution of a subsidiary	-	-	-	-	-	(371)	-	371	-	(312,092)	(312,092)
Changes in equity for the year	2,634	252,155	-	-	(7,832)	(371)	(100,614)	852,816	998,788	(305,462)	693,326
At 31 December 2012	130,405	13,279,481	(2,286,000)	155,580	69,320	-	9,910	(4,673,561)	6,685,135	91,678	6,776,813
At 1 January 2013	<b>130,405</b>	<b>13,279,481</b>	<b>(2,286,000)</b>	<b>155,580</b>	<b>69,320</b>	-	<b>9,910</b>	<b>(4,673,561)</b>	<b>6,685,135</b>	<b>91,678</b>	<b>6,776,813</b>
Total comprehensive income for the year	-	-	-	-	<b>6,738</b>	-	-	<b>1,215,211</b>	<b>1,221,949</b>	<b>(39,518)</b>	<b>1,182,431</b>
Recognition of share-based payments	-	-	-	-	-	-	<b>7,761</b>	-	<b>7,761</b>	-	<b>7,761</b>
Issue of shares under employees performance share schemes (note 28(d))	<b>72</b>	<b>9,795</b>	-	-	-	-	-	-	<b>9,867</b>	-	<b>9,867</b>
Repurchase of shares (note 28(e))	<b>(6)</b>	<b>(741)</b>	-	-	-	-	-	-	<b>(747)</b>	-	<b>(747)</b>
Issue of shares under share match scheme (note 28(f))	<b>51</b>	<b>5,855</b>	-	-	-	-	-	-	<b>5,906</b>	-	<b>5,906</b>
Issue of shares upon exercise of share options (note 28(g))	<b>10</b>	<b>1,625</b>	-	-	-	-	<b>(735)</b>	-	<b>900</b>	-	<b>900</b>
Changes in equity for the year	<b>127</b>	<b>16,534</b>	-	-	<b>6,738</b>	-	<b>7,026</b>	<b>1,215,211</b>	<b>1,245,636</b>	<b>(39,518)</b>	<b>1,206,118</b>
At 31 December 2013	<b>130,532</b>	<b>13,296,015</b>	<b>(2,286,000)</b>	<b>155,580</b>	<b>76,058</b>	-	<b>16,936</b>	<b>(3,458,350)</b>	<b>7,930,771</b>	<b>52,160</b>	<b>7,982,931</b>

# CONSOLIDATED STATEMENT OF CASH FLOWS

For the year ended 31 December 2013

	Note	2013 HK\$'000	2012 HK\$'000 (Restated)
<b>CASH FLOWS FROM OPERATING ACTIVITIES</b>			
Profit before tax		<b>1,200,318</b>	683,647
Adjustments for:			
Finance costs		<b>248,147</b>	254,492
Fair value gain on financial assets at fair value through profit or loss		<b>(121)</b>	(947)
Depreciation and amortisation		<b>1,736,930</b>	1,361,333
Interest income		<b>(8,973)</b>	(8,972)
Impairment losses/(reversal of impairment losses) on intangible assets		<b>171,706</b>	(172,395)
Recovery of other receivables written off		<b>-</b>	(648)
Foreign exchange gains		<b>(20,072)</b>	-
Other payables written back		<b>-</b>	(22,139)
Share-based payments		<b>11,057</b>	8,716
(Gain)/loss on disposals of property, plant and equipment		<b>(56,607)</b>	468
Loss on dissolution of a subsidiary		<b>-</b>	3,713
Allowance for other receivables		<b>-</b>	39
Gain on bargain purchase		<b>-</b>	(77,537)
Operating profit before working capital changes		<b>3,282,385</b>	2,029,770
Increase in inventories		<b>(43,860)</b>	(83,096)
Increase in trade and other receivables		<b>(161,834)</b>	(153,756)
Decrease/(increase) in advances, deposits and prepayments		<b>4,478</b>	(8,717)
Increase in trade and other payables		<b>574,185</b>	395,288
(Decrease)/increase in amounts due to directors		<b>(480)</b>	271
Decrease in provisions		<b>(31,846)</b>	(11,413)
Cash generated from operations		<b>3,623,028</b>	2,168,347
Interest paid		<b>(174,349)</b>	(179,553)
Income taxes paid		<b>(113,838)</b>	(40,081)
Net cash generated from operating activities		<b>3,334,841</b>	1,948,713

## Consolidated Statement of Cash Flows (Continued)

For the year ended 31 December 2013

	Note	2013 HK\$'000	2012 HK\$'000 (Restated)
<b>CASH FLOWS FROM INVESTING ACTIVITIES</b>			
Acquisition of a business	33	-	(280,545)
Decrease/(increase) in pledged bank deposits		<b>270,768</b>	(73,991)
Proceeds from held-to-maturity investments		-	30,850
Purchases of property, plant and equipment		<b>(3,000,016)</b>	(1,196,032)
Additions to intangible assets		<b>(63,659)</b>	-
Interest received		<b>8,973</b>	8,972
Net cash used in investing activities		<b>(2,783,934)</b>	(1,510,746)
<b>CASH FLOWS FROM FINANCING ACTIVITIES</b>			
Proceeds from issue of shares upon exercise of share options		<b>900</b>	2,050
Proceeds from issue of shares upon exercise of unlisted warrants		-	200,000
Proceeds from issue of shares under share match scheme		<b>5,906</b>	10,829
Repurchases of shares		<b>(747)</b>	-
Bank loans raised		<b>196,587</b>	85,904
Repayment of bank loans		<b>(163,904)</b>	(102,680)
Net cash generated from financing activities		<b>38,742</b>	196,103
<b>NET INCREASE IN CASH AND CASH EQUIVALENTS</b>			
Effect of foreign exchange rate changes		<b>8,529</b>	(4,927)
<b>CASH AND CASH EQUIVALENTS AT BEGINNING OF YEAR</b>		<b>1,111,466</b>	482,323
<b>CASH AND CASH EQUIVALENTS AT END OF YEAR</b>		<b>1,709,644</b>	1,111,466
<b>ANALYSIS OF CASH AND CASH EQUIVALENTS</b>			
Bank and cash balances		<b>1,709,644</b>	1,111,466

# NOTES TO THE FINANCIAL STATEMENTS

For the year ended 31 December 2013

## 1. General Information

The Company was incorporated in the Cayman Islands and redomiciled to Bermuda as an exempted company with limited liability under the Companies Act of Bermuda. The address of its registered office is Clarendon House, 2 Church Street, Hamilton HM11, Bermuda. The address of its principal place of business is Unit 2505, 25/F, Two Pacific Place, 88 Queensway, Hong Kong. The Company's shares are listed on the Main Board of The Stock Exchange of Hong Kong Limited.

The Company is an investment holding company. The principal activities of its subsidiaries are set out in note 39 to the financial statements.

In the opinion of the directors of the Company, Mr. Zhang Hong Wei is the ultimate controlling party of the Company.

## 2. Adoption of New and Revised Hong Kong Financial Reporting Standards

In the current year, the Group has adopted all the new and revised Hong Kong Financial Reporting Standards ("HKFRSs") issued by the Hong Kong Institute of Certified Public Accountants that are relevant to its operations and effective for its accounting year beginning on 1 January 2013. HKFRSs comprise Hong Kong Financial Reporting Standards ("HKFRS"); Hong Kong Accounting Standards ("HKAS"); and Interpretations. The adoption of these new and revised HKFRSs did not result in significant changes to the Group's accounting policies and amounts reported for the current year and prior years except as stated below.

### (a) Amendments to HKAS 1 "Presentation of Financial Statements"

Amendments to HKAS 1 titled Presentation of Items of Other Comprehensive Income introduce new optional terminology for statement of comprehensive income and income statement that have been applied by the Group. Under the amendments to HKAS 1, a statement of comprehensive income is renamed as a statement of profit or loss and other comprehensive income and an income statement is renamed as a statement of profit or loss. The amendments to HKAS 1 retain the option to present profit or loss and other comprehensive income in either a single statement or in two separate but consecutive statements.

The amendments to HKAS 1 require additional disclosures to be made in the other comprehensive income section such that items of other comprehensive income are grouped into two categories: (a) items that will not be reclassified subsequently to profit or loss; and (b) items that may be reclassified subsequently to profit or loss when specific conditions are met. Income tax on items of other comprehensive income is required to be allocated on the same basis.

The amendments have been applied retrospectively, and hence the presentation of items of other comprehensive income has been modified to reflect the change. Other than the above mentioned presentation changes, the application of the amendments to HKAS 1 does not result in any impact on profit or loss, other comprehensive income and total comprehensive income.

### (b) Amendments to HKAS 16 "Property, Plant and Equipment"

The amendments clarify that items such as spare parts, stand-by equipment and servicing equipment are recognised as property, plant and equipment when they meet the definition of property, plant and equipment. Otherwise, such items are classified as inventories.

The amendments have been applied retrospectively. The adoption of amendments to HKAS 16 resulted in changes in the reclassification of certain spare parts previously classified under inventories to property, plant and equipment.

**2. Adoption of New and Revised Hong Kong Financial Reporting Standards (Continued)****(b) Amendments to HKAS 16 "Property, Plant and Equipment" (Continued)**

The application of the amendments to HKAS 16 resulted in changes in the consolidated amounts reported in the financial statements as follows:

**Consolidated Statement of Financial Position**

	<b>At 31 December 2013 HK\$'000</b>	At 31 December 2012 HK\$'000	At 1 January 2012 HK\$'000
Increase in property, plant and equipment	<b>695,629</b>	427,671	334,375
Decrease in inventories	<b>(695,629)</b>	(427,671)	(334,375)

**(c) HKFRS 13 "Fair Value Measurement"**

HKFRS 13 "Fair Value Measurement" establishes a single source of guidance for all fair value measurements required or permitted by HKFRSs. It clarifies the definition of fair value as an exit price, which is defined as a price at which an orderly transaction to sell the asset or transfer the liability would take place between market participants at the measurement date under market conditions, and enhances disclosures about fair value measurements.

The adoption of HKFRS 13 only affects disclosures on fair value measurements in the consolidated financial statements. HKFRS 13 has been applied prospectively.

**(d) HKFRS 11 "Joint Arrangements"**

HKFRS 11 "Joint Arrangements" supersedes HKAS 31 "Interests in Joint Ventures" and Hong Kong (SIC) Interpretation 13 "Jointly Controlled Entities – Non-Monetary Contributions by Venturers". HKFRS 11 defines joint arrangement as an arrangement of which two or more parties have joint control. A joint arrangement is either a joint operation or a joint venture. HKFRS 11 requires a single method i.e. equity method, to account for interests in joint ventures and thereby eliminating the proportionate consolidation method.

The adoption is consistent with the Group's current accounting policy in accounted for the investment in joint operations and therefore does not have any impact on the financial position and the financial results of the Group.

**(e) HKFRS 12 "Disclosure of Interests in Other Entities"**

HKFRS 12 "Disclosure of Interests in Other Entities" specifies the disclosure requirements for subsidiaries, joint arrangements and associates, and introduces new disclosure requirements for unconsolidated structured entities.

The adoption of HKFRS 12 only affects the disclosures relating to the Group's joint arrangements in the consolidated financial statements (see note 40). The directors consider that the Group's subsidiaries that have non-controlling interests are not material to the Group.

The Group has not applied the new HKFRSs that have been issued but are not yet effective. The Group has already commenced an assessment of the impact of these new HKFRSs but is not yet in a position to state whether these new HKFRSs would have a material impact on its results of operations and financial position.



### 3. Significant Accounting Policies

These financial statements have been prepared in accordance with HKFRSs, accounting principles generally accepted in Hong Kong and the applicable disclosures required by the Rules Governing the Listing of Securities on The Stock Exchange of Hong Kong Limited and by the Hong Kong Companies Ordinance.

These financial statements have been prepared under the historical cost convention, as modified for investments which are carried at their fair values.

The preparation of financial statements in conformity with HKFRSs requires the use of certain key assumptions and estimates. It also requires the directors to exercise their judgement in the process of applying the accounting policies. The areas where assumptions and estimates are significant to these financial statements are disclosed in note 4 to the financial statements.

The significant accounting policies applied in the preparation of these financial statements are set out below.

#### (a) Consolidation

The consolidated financial statements include the financial statements of the Company and its subsidiaries made up to 31 December. Subsidiaries are entities over which the Group has control. The Group controls an entity when it is exposed, or has rights, to variable returns from its involvement with the entity and has the ability to affect those returns through its power over the entity. The Group has power over an entity when the Group has existing rights that give it the current ability to direct the relevant activities, i.e. activities that significantly affect the entity's returns.

When assessing control, the Group considers its potential voting rights as well as potential voting rights held by other parties. A potential voting right is considered only if the holder has the practical ability to exercise that right.

Subsidiaries are consolidated from the date on which control is transferred to the Group. They are de-consolidated from the date the control ceases.

The gain or loss on the disposal of a subsidiary that results in a loss of control represents the difference between (i) the fair value of the consideration of the sale plus the fair value of any investment retained in that subsidiary and (ii) the Company's share of the net assets of that subsidiary plus any remaining goodwill relating to that subsidiary and any related accumulated foreign currency translation reserve.

Intragroup transactions, balances and unrealised profits are eliminated. Unrealised losses are also eliminated unless the transaction provides evidence of an impairment of the asset transferred. Accounting policies of subsidiaries have been changed where necessary to ensure consistency with the policies adopted by the Group.

Non-controlling interests represent the equity in subsidiaries not attributable, directly or indirectly, to the Company. Non-controlling interests are presented in the consolidated statement of financial position and consolidated statement of changes in equity within equity. Non-controlling interests are presented in the consolidated statement of profit or loss and consolidated statement of profit or loss and other comprehensive income as an allocation of profit or loss and total comprehensive income for the year between the non-controlling shareholders and owners of the Company.

### 3. Significant Accounting Policies (Continued)

#### (a) Consolidation (Continued)

Profit or loss and each component of other comprehensive income are attributed to the owners of the Company and to the non-controlling shareholders even if this results in the non-controlling interests having a deficit balance.

Changes in the Company's ownership interest in a subsidiary that do not result in a loss of control are accounted for as equity transactions (i.e. transactions with owners in their capacity as owners). The carrying amounts of the controlling and non-controlling interests are adjusted to reflect the changes in their relative interests in the subsidiary. Any difference between the amount by which the non-controlling interests are adjusted and the fair value of the consideration paid or received is recognised directly in equity and attributed to the owners of the Company.

#### (b) Business combination and goodwill

The acquisition method is used to account for the acquisition of a subsidiary in a business combination. The cost of acquisition is measured at the acquisition-date fair value of the assets given, equity instruments issued, liabilities incurred and contingent consideration. Acquisition-related costs are recognised as expenses in the periods in which the costs are incurred and the services are received. Identifiable assets and liabilities of the subsidiary in the acquisition are measured at their acquisition-date fair values.

The excess of the cost of acquisition over the Company's share of the net fair value of the subsidiary's identifiable assets and liabilities is recorded as goodwill. Any excess of the Company's share of the net fair value of the identifiable assets and liabilities over the cost of acquisition is recognised in consolidated profit or loss as a gain on bargain purchase which is attributed to the Company.

In a business combination achieved in stages, the previously held equity interest in the subsidiary is remeasured at its acquisition-date fair value and the resulting gain or loss is recognised in consolidated profit or loss. The fair value is added to the cost of acquisition to calculate the goodwill.

If the changes in the value of the previously held equity interest in the subsidiary were recognised in other comprehensive income (for example, available-for-sale investment), the amount that was recognised in other comprehensive income is recognised on the same basis as would be required if the previously held equity interest were disposed of.

Goodwill is tested annually for impairment or more frequently if events or changes in circumstances indicate that it might be impaired. Goodwill is measured at cost less accumulated impairment losses. The method of measuring impairment losses of goodwill is the same as that of other assets as stated in the accounting policy (aa) below. Impairment losses of goodwill are recognised in consolidated profit or loss and are not subsequently reversed. Goodwill is allocated to cash-generating units that are expected to benefit from the synergies of the acquisition for the purpose of impairment testing.

The non-controlling interests in the subsidiary are initially measured at the non-controlling shareholders' proportionate share of the net fair value of the subsidiary's identifiable assets and liabilities at the acquisition date.

### 3. Significant Accounting Policies (Continued)

#### (c) Joint arrangements

A joint arrangement is an arrangement of which two or more parties have joint control. Joint control is the contractually agreed sharing of control of an arrangement, which exists only when decisions about the relevant activities require the unanimous consent of the parties sharing control. Relevant activities are activities that significantly affect the returns of the arrangement. When assessing joint control, the Group considers its potential voting rights as well as potential voting rights held by other parties. A potential voting right is considered only if the holder has the practical ability to exercise that right.

A joint arrangement is either a joint operation or a joint venture. A joint operation is a joint arrangement whereby the parties that have joint control of the arrangement have rights to the assets, and obligations for the liabilities, relating to the arrangement. A joint venture is a joint arrangement whereby the parties that have joint control of the arrangement have rights to the net assets of the arrangement.

In relation to its interest in a joint operation, the Group recognises in its consolidated financial statements, its assets, including its share of any assets held jointly; its liabilities, including its share of any liabilities incurred jointly; its revenue from the sale of its share of the output arising from the joint operation; its share of the revenue from the sale of the output by the joint operation; and its expenses, including its share of any expenses incurred jointly, in accordance with the HKFRSs applicable to the particular assets, liabilities, revenues and expenses.

#### (d) Foreign currency translation

##### (i) Functional and presentation currency

Items included in the financial statements of each of the Group's entities are measured using the currency of the primary economic environment in which the entity operates (the "functional currency"). The consolidated financial statements are presented in Hong Kong dollars, which is the Company's functional and presentation currency.

##### (ii) Transactions and balances in each entity's financial statements

Transactions in foreign currencies are translated into the functional currency on initial recognition using the exchange rates prevailing on the transaction dates. Monetary assets and liabilities in foreign currencies are translated at the exchange rates at the end of each reporting period. Gains and losses resulting from this translation policy are recognised in consolidated profit or loss.

Non-monetary items that are measured at fair values in foreign currencies are translated using the exchange rates at the dates when the fair values are determined.

When a gain or loss on a non-monetary item is recognised in other comprehensive income, any exchange component of that gain or loss is recognised in other comprehensive income. When a gain or loss on a non-monetary item is recognised in consolidated profit or loss, any exchange component of that gain or loss is recognised in consolidated profit or loss.

**3. Significant Accounting Policies (Continued)****(d) Foreign currency translation (Continued)****(iii) Translation on consolidation**

The results and financial position of all the Group entities that have a functional currency different from the Company's presentation currency are translated into the Company's presentation currency as follows:

- Assets and liabilities for each statement of financial position presented are translated at the closing rate at the date of that statement of financial position;
- Income and expenses are translated at average exchange rates for the period (unless this average is not a reasonable approximation of the cumulative effect of the rates prevailing on the transaction dates, in which case income and expenses are translated at the exchange rates on the transaction dates); and
- All resulting exchange differences are recognised in other comprehensive income and accumulated in the foreign currency translation reserve.

On consolidation, exchange differences arising from the translation of the net investment in foreign entities and of borrowings are recognised in the foreign currency translation reserve. When a foreign operation is sold, such exchange differences are recognised in the consolidated profit or loss as part of the gain or loss on disposal.

**(e) Property, plant and equipment (other than oil and gas properties)**

Property, plant and equipment are stated at cost less accumulated depreciation and impairment losses, except for freehold land and construction in progress which are stated at cost less accumulated impairment losses.

Subsequent costs are included in the asset's carrying amount or recognised as a separate asset, as appropriate, only when it is probable that future economic benefits associated with the item will flow to the Group and the cost of the item can be measured reliably. All other repairs and maintenance are recognised in consolidated profit or loss during the year in which they are incurred.

Depreciation of property, plant and equipment is calculated at rates sufficient to write off their cost over the estimated useful lives on a straight-line basis. The principal annual rates are as follows:

Buildings	5%
Leasehold improvements	5%–50%
Motor vehicles	25%–30%
Furniture, fixtures and equipment	20%–33.33%
Plant and machinery	20%

The useful lives and depreciation method are reviewed and adjusted, if appropriate, at the end of each reporting period.

Construction in progress represents plant and machinery pending installation and costs of oil wells under construction, and is stated at cost less impairment losses. Depreciation begins when the relevant assets are available for use.

### 3. Significant Accounting Policies (Continued)

#### (e) Property, plant and equipment (other than oil and gas properties) (Continued)

Spare parts are classified as property, plant and equipment rather than inventories when they meet the definition of property, plant and equipment. Upon utilisation, capital spares and serving equipment are depreciated as part of the principal asset.

The gain or loss on disposal of property, plant and equipment is the difference between the net sales proceeds and the carrying amount of the relevant asset, and is recognised in consolidated profit or loss.

#### (f) Oil and gas properties

For oil and gas properties, the successful efforts method of accounting is adopted. Under this method, all costs for development wells, support equipment and facilities, and proved mineral interests in oil and gas properties are capitalised. Geological and geophysical costs are expensed when incurred. Exploratory expenses are capitalised as construction in progress pending determination of whether the exploratory wells find commercial reserves. Commercial reserves are the estimated quantities of crude oil and natural gas which geological and engineering data demonstrate with reasonable certainty to be recoverable in future years from known reservoirs under existing economic and operating conditions, i.e., prices and costs as of the date the estimate is made.

Exploratory wells in areas not requiring major capital expenditures are evaluated for economic viability within one year of completion of drilling. The related well costs are expensed as dry holes if it is determined that such economic viability is not attained. Otherwise, the related well costs are reclassified to oil and gas properties and subject to impairment review. For exploratory wells that are found to have economically viable reserves in areas where major capital expenditure will be required before production can commence, the related well costs remain capitalised only if additional drilling is under way or firmly planned. Otherwise the related well costs are expensed as dry holes.

Oil and gas properties are stated at cost less accumulated depreciation and any impairment losses. The cost of oil and gas properties is amortised at the field level based on the unit of production method over the proved reserves.

#### (g) Decommissioning cost

Decommissioning cost represents cost for the future abandonment of oil and gas production facilities, representing the legal obligations, at the end of their economic lives. Decommissioning activities may include facility decommissioning and dismantling, removal or treatment of waste materials, land rehabilitation, and site restoration.

The Group makes provision for its share of the full decommissioning cost on the declaration of commercial discovery of the reserves of each field, to fulfil the legal obligation. The amount recognised is the estimated cost of decommissioning, discounted to its net present value. The timing and amount of future expenditure are reviewed annually together with the interest rate to be used in discounting the cash flows. Any change in the present value of the estimated expenditure is dealt with prospectively and reflected as an adjustment to the provision and a corresponding adjustment to property, plant and equipment – oil and gas properties.

Decommissioning costs, included in oil and gas properties, are depreciated using the unit-of-production method over the proved reserves. The unwinding of discount of the provision of decommissioning cost is recognised as finance costs in the consolidated profit or loss.

### 3. Significant Accounting Policies (Continued)

#### (h) Leases

Leases in which a significant portion of the risks and rewards of ownership are not transferred to the lessee are classified as operating leases.

#### (i) The Group as lessee

Leases that do not substantially transfer to the Group all the risks and rewards of ownership of assets are accounted for as operating leases. Lease payments (net of any incentives received from the lessor) are recognised as an expense on a straight-line basis over the lease term.

#### (ii) The Group as lessor

Leases that do not substantially transfer to the lessees all the risks and rewards of ownership of assets are accounted for as operating leases.

Rental income from operating leases is recognised on a straight-line basis over the term of the relevant lease. Initial direct costs incurred in negotiating and arranging an operating lease are added to the carrying amount of the leased asset and recognised as an expense on a straight-line basis over the lease term.

#### (i) Research and development expenditure

Expenditure on research activities is recognised as an expense in the period in which it is incurred.

#### (j) Intangible assets

Intangible assets that are acquired in business combinations are recognised at fair value on initial recognition. After initial recognition, intangible assets are carried at cost less accumulated amortisation and any accumulated impairment losses.

Amortisation of intangible assets with finite useful lives is charged to consolidated profit or loss on a straight-line basis over the assets' estimated useful lives, except for oil exploitation rights and concession and lease rights which are amortised using the unit-of-production method over the proved and probable reserves of petroleum.

The following intangible assets with finite useful lives are amortised from the date they are available for use and their estimated useful lives are as follows:

	<b>Estimated useful lives</b>
Technical know-how	8 years
Contractual rights in oil exploitation projects	3 years
Participating interest in oil exploitation project	25 years

Both the period and method of amortisation are reviewed annually.

### 3. Significant Accounting Policies (Continued)

#### (k) Inventories

Inventories are stated at the lower of cost and net realisable value. Cost is determined using the weighted average method. Net realisable value is the estimated selling price in the ordinary course of business, less the estimated costs of completion and the estimated costs necessary to make the sale.

#### (l) Recognition and derecognition of financial instruments

Financial assets and financial liabilities are recognised in the consolidated statement of financial position when the Group becomes a party to the contractual provisions of the instruments.

Financial assets are derecognised when the contractual rights to receive cash flows from the assets expire; the Group transfers substantially all the risks and rewards of ownership of the assets; or the Group neither transfers nor retains substantially all the risks and rewards of ownership of the assets but has not retained control on the assets. On derecognition of a financial asset, the difference between the asset's carrying amount and the sum of the consideration received and the cumulative gain or loss that had been recognised in other comprehensive income is recognised in the consolidated profit or loss.

Financial liabilities are derecognised when the obligation specified in the relevant contract is discharged, cancelled or expired. The difference between the carrying amount of the financial liability derecognised and the consideration paid is recognised in the consolidated profit or loss.

#### (m) Investments

Investments are recognised and derecognised on a trade date basis where the purchase or sale of an investment is under a contract whose terms require delivery of the investment within the timeframe established by the market concerned, and are initially measured at fair value, plus directly attributable transaction costs except in the case of financial assets at fair value through profit or loss.

Financial assets at fair value through profit or loss are either investments classified as held for trading or designated as at fair value through profit or loss upon initial recognition. These investments are subsequently measured at fair value. Gains or losses arising from changes in fair value of these investments are recognised in the consolidated profit or loss.

#### (n) Trade and other receivables

Trade and other receivables are non-derivative financial assets with fixed or determinable payments that are not quoted in an active market and are recognised initially at fair value and subsequently measured at amortised cost using the effective interest method, less allowance for impairment. An allowance for impairment of trade and other receivables is established when there is objective evidence that the Group will not be able to collect all amounts due according to the original terms of receivables. The amount of the allowance is the difference between the receivables' carrying amount and the present value of estimated future cash flows, discounted at the effective interest rate computed at initial recognition. The amount of the allowance is recognised in the consolidated profit or loss.

Impairment losses are reversed in subsequent periods and recognised in the consolidated profit or loss when an increase in the receivables' recoverable amount can be related objectively to an event occurring after the impairment was recognised, subject to the restriction that the carrying amount of the receivables at the date the impairment is reversed shall not exceed what the amortised cost would have been had the impairment not been recognised.

### 3. Significant Accounting Policies (Continued)

#### (o) Cash and cash equivalents

For the purpose of the statement of cash flows, cash and cash equivalents represent cash at bank and on hand, demand deposits with banks and other financial institutions, and short-term highly liquid investments which are readily convertible into known amounts of cash and subject to an insignificant risk of change in value. Bank overdrafts which are repayable on demand and form an integral part of the Group's cash management are also included as a component of cash and cash equivalents.

#### (p) Financial liabilities and equity instruments

Financial liabilities and equity instruments are classified according to the substance of the contractual arrangements entered into and the definitions of a financial liability and an equity instrument under HKFRSs. An equity instrument is any contract that evidences a residual interest in the assets of the Group after deducting all of its liabilities. The accounting policies adopted for specific financial liabilities and equity instruments are set out below.

#### (q) Borrowings

Borrowings are recognised initially at fair value, net of transaction costs incurred, and subsequently measured at amortised cost using the effective interest method.

Borrowings are classified as current liabilities unless the Group has an unconditional right to defer settlement of the liability for at least 12 months after the reporting period.

#### (r) Trade and other payables

Trade and other payables are stated initially at their fair value and subsequently measured at amortised cost using the effective interest method unless the effect of discounting would be immaterial, in which case they are stated at cost.

#### (s) Equity instruments

Equity instruments issued by the Company are recorded at the proceeds received, net of direct issue costs.

#### (t) Revenue recognition

Revenue is measured at the fair value of the consideration received or receivable and is recognised when it is probable that the economic benefits will flow to the Group and the amount of revenue can be measured reliably.

Revenue from the sales and production of crude oil and gas and provision of patented technology support services in which the Group has an interest with other producers is recognised based on the Group's working interest and the terms of the relevant production sharing contracts/petroleum concession agreements and on the transfer of significant risks and rewards of ownership, which generally coincides with the time when the crude oil and gas is delivered and the title has passed to the customers. This generally occurs when crude oil and gas are physically transferred into an oil tanker, pipe or other delivery mechanism.

Rental income is recognised on a straight-line basis over the lease term.

Interest income is recognised on a time-proportion basis using the effective interest method.



### 3. Significant Accounting Policies (Continued)

#### (u) Employee benefits

##### (i) Employee leave entitlements

Employee entitlements to annual leave and long service leave are recognised when they accrue to employees. A provision is made for the estimated liability for annual leave and long service leave as a result of services rendered by employees up to the end of the reporting period.

Employee entitlements to sick leave and maternity leave are not recognised until the time of leave.

##### (ii) Pension obligations

The Group contributes to defined contribution retirement schemes which are available to all employees. Contributions to the schemes by the Group and employees are calculated as a percentage of employees' basic salaries. The retirement benefits scheme cost charged to consolidated profit or loss represents contributions payable by the Group to the funds.

##### (iii) Termination benefits

Termination benefits are recognised at the earlier of the dates when the Group can no longer withdraw the offer of those benefits and when the Group recognises restructuring costs and involves the payment of termination benefits.

#### (v) Share-based payments

The Group issues equity-settled and cash settled share-based payments to certain employees and consultants.

Equity-settled share-based payments to employees are measured at fair value (excluding the effect of non market-based vesting conditions) of the equity instruments at the date of grant. The fair value determined at the grant date of the equity-settled share-based payments is expensed on a straight-line basis over the vesting period, based on the Group's estimate of shares that will eventually vest and adjusted for the effect of non market-based vesting conditions.

Equity-settled share-based payments to consultants are measured at the fair value of the services rendered or if the fair value of the services rendered cannot be reliably measured, at the fair value of the equity instruments granted. The fair value is measured at the date the Group receives the services and is recognised as an expense.

For cash-settled share-based payments, the Group measures the goods or services acquired and the liability incurred at the fair value of the liability. At the end of each reporting period, the liability is remeasured at its fair value until the liability is settled, with any changes in fair value recognised in profit or loss.

#### (w) Borrowing costs

Borrowing costs directly attributable to the acquisition, construction or production of qualifying assets, which are assets that necessarily take a substantial period of time to get ready for their intended use or sale, are capitalised as part of the cost of those assets, until such time as the assets are substantially ready for their intended use or sale. Investment income earned on the temporary investment of specific borrowings pending their expenditure on qualifying assets is deducted from the borrowing costs eligible for capitalisation.

### 3. Significant Accounting Policies (Continued)

#### (w) Borrowing costs (Continued)

To the extent that funds are borrowed generally and used for the purpose of obtaining a qualifying asset, the amount of borrowing costs eligible for capitalisation is determined by applying a capitalisation rate to the expenditures on that asset. The capitalisation rate is the weighted average of the borrowing costs applicable to the borrowings of the Group that are outstanding during the period, other than borrowings made specifically for the purpose of obtaining a qualifying asset.

All other borrowing costs are recognised in consolidated profit or loss in the period in which they are incurred.

#### (x) Financial guarantee contract liabilities

Financial guarantee contract liabilities are measured initially at their fair values and are subsequently measured at the higher of:

- the amount of the obligations under the contracts, as determined in accordance with HKAS 37 "Provisions, Contingent Liabilities and Contingent Assets"; and
- the amount initially recognised less cumulative amortisation recognised in profit or loss on a straight-line basis over the terms of the guarantee contracts.

#### (y) Taxation

Income tax represents the sum of the current tax and deferred tax.

The tax currently payable is based on taxable profit for the year. Taxable profit differs from profit recognised in consolidated profit or loss because it excludes items of income or expense that are taxable or deductible in other years and it further excludes items that are never taxable or deductible. The Group's liability for current tax is calculated using tax rates that have been enacted or substantively enacted by the end of the reporting period.

Deferred tax is recognised on differences between the carrying amounts of assets and liabilities in the financial statements and the corresponding tax bases used in the computation of taxable profit. Deferred tax liabilities are generally recognised for all taxable temporary differences and deferred tax assets are recognised to the extent that it is probable that taxable profits will be available against which deductible temporary differences, unused tax losses or unused tax credits can be utilised. Such assets and liabilities are not recognised if the temporary difference arises from goodwill or from the initial recognition (other than in a business combination) of other assets and liabilities in a transaction that affects neither the taxable profit nor the accounting profit.

Deferred tax liabilities are recognised for taxable temporary differences arising on investments in subsidiaries and joint arrangements, except where the Group is able to control the reversal of the temporary difference and it is probable that the temporary difference will not reverse in the foreseeable future.

The carrying amount of deferred tax assets is reviewed at the end of each reporting period and reduced to the extent that it is no longer probable that sufficient taxable profits will be available to allow all or part of the asset to be recovered.

### 3. Significant Accounting Policies (Continued)

#### (y) Taxation (Continued)

Deferred tax is calculated at the tax rates that are expected to apply in the period when the liability is settled or the asset is realised, based on tax rates that have been enacted or substantively enacted by the end of the reporting period. Deferred tax is recognised in consolidated profit or loss, except when it relates to items recognised in other comprehensive income or directly in equity, in which case the deferred tax is also recognised in other comprehensive income or directly in equity.

The measurement of deferred tax assets and liabilities reflects the tax consequences that would follow from the manner in which the Group expects, at the end of the reporting period, to recover or settle the carrying amount of its assets and liabilities.

Deferred tax assets and liabilities are offset when there is a legally enforceable right to set off current tax assets against current tax liabilities and when they relate to income taxes levied by the same taxation authority and the Group intends to settle its current tax assets and liabilities on a net basis.

#### (z) Related parties

A related party is a person or entity that is related to the Group.

(A) A person or a close member of that person's family is related to the Group if that person:

- (i) has control or joint control over the Group;
- (ii) has significant influence over the Group; or
- (iii) is a member of the key management personnel of the Company or of a parent of the Company.

(B) An entity is related to the Group if any of the following conditions applies:

- (i) The entity and the Company are members of the same group (which means that each parent, subsidiary and fellow subsidiary is related to the others).
- (ii) One entity is an associate or joint venture of the other entity (or an associate or joint venture of a member of a group of which the other entity is a member).
- (iii) Both entities are joint ventures of the same third party.
- (iv) One entity is a joint venture of a third entity and the other entity is an associate of the third entity.
- (v) The entity is a post-employment benefit plan for the benefit of employees of either the Group or an entity related to the Group. If the Group is itself such a plan, the sponsoring employers are also related to the Group.
- (vi) The entity is controlled or jointly controlled by a person identified in (A).
- (vii) A person identified in (A)(i) has significant influence over the entity or is a member of the key management personnel of the entity (or of a parent of the entity).

### 3. Significant Accounting Policies (Continued)

#### (aa) Impairment of assets

At the end of each reporting period, the Group reviews the carrying amounts of its tangible and intangible assets except deferred tax assets, inventories, investments and receivables to determine whether there is any indication that those assets have suffered an impairment loss. If any such indication exists, the recoverable amount of the assets is estimated in order to determine the extent of the impairment loss. Where it is not possible to estimate the recoverable amount of an individual asset, the Group estimates the recoverable amount of the cash-generating unit to which the asset belongs.

Recoverable amount is the higher of fair value less costs of disposal and value in use. In assessing value in use, the estimated future cash flows are discounted to their present value using a pre-tax discount rate that reflects current market assessments of the time value of money and the risks specific to the asset.

If the recoverable amount of an asset or cash-generating unit is estimated to be less than its carrying amount, the carrying amount of the asset or cash-generating unit is reduced to its recoverable amount. An impairment loss is recognised immediately in consolidated profit or loss, unless the relevant asset is carried at a revalued amount, in which case the impairment loss is treated as a revaluation decrease.

Where an impairment loss subsequently reverses, the carrying amount of the asset or cash-generating unit is increased to the revised estimate of its recoverable amount, but so that the increased carrying amount does not exceed the carrying amount that would have been determined (net of amortisation or depreciation) had no impairment loss been recognised for the asset or cash-generating unit in prior years. A reversal of an impairment loss is recognised immediately in the consolidated profit or loss, unless the relevant asset is carried at a revalued amount, in which case the reversal of the impairment loss is treated as a revaluation increase.

#### (bb) Provisions and contingent liabilities

Provisions are recognised for liabilities of uncertain timing or amount when the Group has a present legal or constructive obligation arising as a result of a past event, it is probable that an outflow of economic benefits will be required to settle the obligation and a reliable estimate can be made. Where the time value of money is material, provisions are stated at the present value of the expenditures expected to settle the obligation.

Where it is not probable that an outflow of economic benefits will be required, or the amount cannot be estimated reliably, the obligation is disclosed as a contingent liability, unless the probability of outflow is remote. Possible obligations, whose existence will only be confirmed by the occurrence or non-occurrence of one or more future events are also disclosed as contingent liabilities unless the probability of outflow is remote.

#### (cc) Events after the reporting period

Events after the reporting period that provide additional information about the Group's position at the end of the reporting period or those that indicate the going concern assumption is not appropriate are adjusting events and are reflected in the financial statements. Events after the reporting period that are not adjusting events are disclosed in the notes to the financial statements when material.

### 4. Critical Judgement and Key Estimates

#### Key sources of estimation uncertainty

The key assumptions concerning the future, and other key sources of estimation uncertainty at the end of the reporting period, that have a significant risk of causing a material adjustment to the carrying amounts of assets and liabilities within the next financial year, are discussed below.

#### (a) Estimation of crude oil and gas reserves

Crude oil and gas reserves are key elements in the Group's investment decision-making process. They are also an important element in determining the amount of amortisation of the oil exploitation rights and concession and lease rights included in intangible assets and depreciation of oil and gas properties included in property, plant and equipment, and in testing for impairment. Changes in proved and probable oil and gas reserve, will affect unit-of-production amortisation, depreciation and depletion recorded in the Group's consolidated financial statements for the oil exploitation rights, concession and lease rights and oil and gas properties related to oil and gas production activities.

Proved and probable reserve estimates are subject to revision, either upward or downward, based on new information, such as from development drilling and production activities or from changes in economic factors, including product prices, contract terms, evolution of technology or development plans. In general, changes in the technical maturity of oil and gas reserves resulting from new information becoming available from development and production activities have tended to be the most significant cause of annual revisions.

#### (b) Property, plant and equipment and depreciation

The Group determines the estimated useful lives, residual values and related depreciation charges for the Group's property, plant and equipment other than oil and gas properties. This estimate is based on the historical experience of the actual useful lives and residual values of property, plant and equipment of similar nature and functions. The Group will revise the depreciation charge where useful lives and residual values are different to those previously estimated, or it will write-off or write-down technically obsolete or non-strategic assets that have been abandoned or sold.

#### (c) Intangible assets and amortisation

The Group determines the estimated useful lives and related amortisation for the Group's intangible assets. The useful lives of intangible assets are assessed to be either finite or indefinite, based on the expected usage and technical obsolescence from the changes in the market demands or services output from the assets. Intangible assets with finite useful lives are amortised over the expected useful economic lives. The amortisation period and the amortisation method for the intangible assets with finite useful lives are reviewed by the management at least at the end of each reporting period.

#### (d) Estimated impairment of property, plant and equipment and intangible assets

Property, plant and equipment and intangible assets are reviewed for possible impairment when events or changes in circumstances indicate that the carrying amount may not be recoverable. Determination as to whether and how much an asset is impaired involves management estimates and judgements such as future prices of crude oil or gas and production profile. However, the impairment reviews and calculation are based on assumptions that are consistent with the Group's business plans. Favourable changes to some assumptions may allow the Group to avoid the need to impair any assets in these years, whereas unfavourable changes may cause the assets to become impaired.

#### 4. Critical Judgement and Key Estimates (Continued)

##### Key sources of estimation uncertainty (Continued)

**(e) Decommissioning cost**

Provision is recognised for the future decommissioning and restoration of oil and gas properties. The amounts of the provision recognised are the present values of the estimated future expenditures. The ultimate decommissioning costs are uncertain and cost estimates can vary in response to many factors including changes to relevant legal requirements, discount rates, inflation factor, the emergence of new restoration techniques or experience at other production sites. The expected timing and amount of expenditure can also change, for example, in response to changes in reserves or changes in laws and regulations or their interpretation. As a result, there could be significant adjustments to the provisions established which would affect future financial results.

**(f) Impairment loss on trade and other receivables**

The Group makes impairment loss on trade and other receivables based on assessments of the recoverability of the trade and other receivables, including the current creditworthiness and the past collection history of each debtor. Impairments arise where events or changes in circumstances indicate that the balances may not be collectible. The identification of bad and doubtful debts requires the use of judgement and estimates. Where the actual result is different from the original estimate, such difference will impact the carrying value of the trade and other receivables and doubtful debt expenses in the year in which such estimate has been changed.

**(g) Income tax**

The Group is subject to income taxes in several jurisdictions. Significant estimates are required in determining the provision for income taxes. There are many transactions and calculations for which the ultimate tax determination is uncertain during the ordinary course of business. Where the final tax outcome of these matters is different from the amounts that were initially recorded, such differences will impact the income tax and deferred tax provisions in the period in which such determination is made.

#### 5. Financial Risk Management

The Group's activities expose it to a variety of financial risks: interest rate risk, liquidity risk, credit risk, price risk and foreign currency risk. The Group's overall risk management programme focuses on the unpredictability of financial markets and seeks to minimise potential adverse effects on the Group's financial performance.

**(a) Interest rate risk**

The Group's exposure to interest-rate risk arises from its bank deposits and bank loans.

The Group's pledged bank deposits and certain bank loans bear interests at fixed interest rates and therefore are subject to fair value interest rate risks.

Certain Group's bank deposits and bank loans bear interests at variable rates varied with the then prevailing market condition and therefore are subject to cash flow interest-rate risks.

At 31 December 2013, if interest rates at that date had been 50 basis points lower/higher with all other variables held constant, consolidated profit after tax for the year would have been approximately HK\$16,442,000 higher/lower, arising mainly as a result of lower/higher interest expenses on the bank loans bearing interest at variable rates.

## Notes to the Financial Statements (Continued)

For the year ended 31 December 2013

### 5. Financial Risk Management (Continued)

#### (a) Interest rate risk (Continued)

At 31 December 2012, if interest rates at that date had been 50 basis points lower/higher with all other variables held constant, consolidated profit after tax for the year would have been approximately HK\$22,749,000 higher/lower, arising mainly as a result of lower/higher interest expenses on the bank loans bearing interest at variable rates.

#### (b) Liquidity risk

The Group's policy is to regularly monitor current and expected liquidity requirements to ensure that it maintains sufficient reserves of cash to meet its liquidity requirements in the short and longer term.

The maturity analysis of the Group's financial liabilities is as follows:

	Carrying amount HK\$'000	Total contracted undiscounted cash outflow HK\$'000	Less than 1 year HK\$'000	Between 1 and 2 years HK\$'000	Between 2 and 5 years HK\$'000	Over 5 years HK\$'000
<b>At 31 December 2013</b>						
Trade and other payables	1,468,944	1,468,944	1,468,944	-	-	-
Due to directors	7,857	7,857	7,857	-	-	-
Bank loans	5,032,587	6,065,774	888,827	826,090	2,305,513	2,045,344
<b>At 31 December 2012</b>						
Trade and other payables	1,478,833	1,478,833	1,478,833	-	-	-
Due to directors	8,337	8,337	8,337	-	-	-
Bank loans	4,999,904	6,344,713	409,569	706,142	2,425,600	2,803,402

#### (c) Credit risk

The carrying amount of the bank and cash balances, trade and other receivables and financial assets at fair value through profit or loss included in the consolidated statement of financial position represents the Group's maximum exposure to credit risk in relation to the Group's financial assets.

The Group has no significant concentration of credit risk on trade receivables. It has policies in place to ensure that sales are made to customers with an appropriate credit history.

The Group has no significant concentrations of credit risks on other receivables. The credit quality of the counterparties in respect of other receivables is assessed by taking into account their financial position, credit history and other factors. Given the constant repayment history, the directors are of the opinion that the risk of default by these counterparties is low.

The credit risk on bank and cash balances is limited because the counterparties are banks with high credit-ratings assigned by international credit-rating agencies and PRC large state-controlled banks.

The credit risk on financial assets at fair value through profit or loss is limited because the counterparty is a well-established securities broker firm in Hong Kong.

**5. Financial Risk Management (Continued)****(d) Price risk**

The Group's financial assets at fair value through profit or loss are measured at fair value at the end of each reporting period. Therefore, the Group is exposed to equity security price risk. The directors manage this exposure by maintaining a portfolio of diversified investments with different risk profiles.

At 31 December 2013, if the share prices of the equity investments had increased/decreased by 10 per cent, consolidated profit after tax for the year would have been approximately HK\$358,000 higher/lower, arising as a result of the fair value gain/loss on financial assets at fair value through profit or loss.

At 31 December 2012, if the share prices of the equity investments had increased/decreased by 10 per cent, consolidated profit after tax for the year would have been approximately HK\$346,000 higher/lower, arising as a result of the fair value gain/loss on financial assets at fair value through profit or loss.

**(e) Foreign currency risk**

The Group has minimal exposure to foreign currency risk as most of its business transactions, assets and liabilities are principally denominated in Hong Kong dollars ("HK\$"), United States dollars ("US\$"), Renminbi ("RMB") and Pakistani Rupees ("PKR") and the functional currencies of the principal operating Group entities are HK\$, US\$ and RMB. The Group currently does not have a foreign currency hedging policy in respect of foreign currency transactions, assets and liabilities. The Group monitors its foreign currency exposure closely and will consider hedging significant foreign currency exposure should the need arise.

At 31 December 2013, if the PKR had weakened/strengthened by 5 per cent against the HK\$ with all other variables held constant, consolidated profit after tax for the year would have been approximately HK\$217,000 lower/higher, arising mainly as a result of the foreign exchange loss/gain on bank and cash balances, trade and other receivables and trade and other payables denominated in PKR.

At 31 December 2012, if the PKR had weakened/strengthened by 5 per cent against the HK\$ with all other variables held constant, consolidated profit after tax for the year would have been approximately HK\$1,825,000 lower/higher, arising mainly as a result of the foreign exchange loss/gain on bank and cash balances, trade and other receivables and trade and other payables denominated in PKR.

**(f) Categories of financial instruments at 31 December**

	2013 HK\$'000	2012 HK\$'000
<b>Financial assets:</b>		
Financial assets at fair value through profit or loss	3,576	3,455
Loans and receivables (including cash and cash equivalents)	3,146,376	2,644,978
<b>Financial liabilities:</b>		
Financial liabilities at amortised cost	6,509,388	6,236,292

**(g) Fair value**

The carrying amounts of the Group's financial assets and financial liabilities as reflected in the consolidated statement of financial position approximate their respective fair values.



## Notes to the Financial Statements (Continued)

For the year ended 31 December 2013

### 6. Fair Value Measurement

Fair value is the price that would be received to sell an asset or paid to transfer a liability in an orderly transaction between market participants at the measurement date. The following disclosures of fair value measurements use a fair value hierarchy that categorises into three levels the inputs to valuation techniques used to measure fair value:

Level 1 inputs: quoted prices (unadjusted) in active markets for identical assets or liabilities that the Group can access at the measurement date.

Level 2 inputs: inputs other than quoted prices included within level 1 that are observable for the asset or liability, either directly or indirectly.

Level 3 inputs: unobservable inputs for the asset or liability.

The Group's policy is to recognise transfers into and transfers out of any of the three levels as of the date of the event or change in circumstances that caused the transfer.

The recurring fair value of the financial assets at fair value through profit or loss at 31 December 2013 and 2012 are measured by using Level 1 of the fair value hierarchy.

### 7. Turnover

The Group's turnover which represents sales and production of crude oil, condensate, gas and liquefied petroleum gas and provision of patented technology support services to oilfields are as follows:

	<b>2013</b>	2012
	<b>HK\$'000</b>	HK\$'000
Sales and production of crude oil, condensate, gas and liquefied petroleum gas	<b>4,663,694</b>	3,120,289
Provision of patented technology support services to oilfields	<b>123,862</b>	93,504
	<b>4,787,556</b>	3,213,793

The turnover from sales and production of crude oil, condensate, gas and liquefied petroleum gas are net of sales tax, royalty to government and sales discounts amounting to HK\$264,720,000 (2012: HK\$188,907,000), HK\$582,542,000 (2012: HK\$387,733,000) and HK\$208,988,000 (2012: HK\$217,452,000) respectively.

## 8. Other Income

	2013 HK\$'000	2012 HK\$'000
Fair value gain on financial assets at fair value through profit or loss	121	947
Gain on bargain purchase (note 33)	–	77,537
Gain on disposals of property, plant and equipment	56,607	–
Interest income	8,973	8,972
Liquefied petroleum gas processing fees charged to concessions, net	4,941	5,098
Management fees income	5,431	10,465
Net foreign exchange gains	51,002	2,071
Other payables written back	–	22,139
Rental income	310	312
Recovery of other receivables written off	–	648
Reversal of impairment losses on intangible assets	–	172,395
Others	15,925	8,601
	<b>143,310</b>	<b>309,185</b>

## 9. Segment Information

The Group's reportable segments are as follows:

1. Exploration and production – activities relating to the exploration and production of crude oil and natural gas in Pakistan.
2. Oil exploitation – activities relating to the production of crude oil in PRC utilising production enhancement technology.
3. Oilfield support services – activities relating to the provision of oilfield support services using patented technology.

The Group's reportable segments are strategic business units that offer different products and services. They are managed separately because each business requires different technology and marketing strategies.

The accounting policies of the operating segments are the same as those described in note 3 to the financial statements.

Segment profit or loss does not include the following items:

- other income (except for certain other income included in the exploration and production and oil exploitation segments)
- corporate expenses
- finance costs (except for unwinding of discount on provision for decommissioning costs included in the exploration and production segment)

## Notes to the Financial Statements (Continued)

For the year ended 31 December 2013

### 9. Segment Information (Continued)

Segment assets do not include the following items:

- deferred tax assets
- financial assets at fair value through profit or loss
- current tax assets
- pledged bank deposits
- bank and cash balances

Segment liabilities do not include the following items:

- due to directors
- bank loans
- current tax liabilities
- provisions (except for provision for decommissioning costs included in the exploration and production segment)

#### Information about reportable segment profit or loss, assets and liabilities:

	Exploration and production HK\$'000	Oil exploitation HK\$'000	Oilfield support services HK\$'000	Total HK\$'000
<b>Year ended 31 December 2013</b>				
Turnover from external customers	4,236,556	427,138	123,862	4,787,556
Segment profit/(loss)	1,580,348	96,402	(139,226)	1,537,524
Interest revenue	–	3,893	255	4,148
Interest expenses	7,903	5,739	1,932	15,574
Depreciation and amortisation	1,599,489	80,553	54,878	1,734,920
Income tax expense/(credit)	29,755	(5,891)	(23,164)	700
Other material non-cash item:				
Impairment losses on intangible assets	–	–	171,706	171,706
Additions to segment non-current assets	2,893,149	170,529	37,988	3,101,666
<b>As at 31 December 2013</b>				
Segment assets	9,802,505	4,692,986	199,428	14,694,919
Segment liabilities	1,942,943	1,559,177	41,298	3,543,418

**9. Segment Information (Continued)****Information about reportable segment profit or loss, assets and liabilities: (Continued)**

	Exploration and production HK\$'000	Oil exploitation HK\$'000	Oilfield support services HK\$'000	Total HK\$'000
Year ended 31 December 2012				
Turnover from external customers	2,763,392	356,897	93,504	3,213,793
Segment profit	1,079,426	73,766	25,717	1,178,909
Interest revenue	–	1,792	32	1,824
Interest expenses	5,005	2,178	1,414	8,597
Depreciation and amortisation	1,250,000	63,421	46,665	1,360,086
Income tax credit	97,407	13,331	28,271	139,009
Other material non-cash items:				
Gain on bargain purchase	77,537	–	–	77,537
Reversal of impairment losses on intangible assets	172,395	–	–	172,395
Additions to segment non-current assets, as restated	1,640,417	224,492	34,058	1,898,967
As at 31 December 2012				
Segment assets	7,976,949	4,881,535	369,414	13,227,898
Segment liabilities	1,110,709	1,745,969	62,908	2,919,586

## Notes to the Financial Statements (Continued)

For the year ended 31 December 2013

### 9. Segment Information (Continued)

#### Reconciliations of reportable segment profit or loss, assets and liabilities:

	2013 HK\$'000	2012 HK\$'000
<b>Profit or loss</b>		
Total profit of reportable segments	<b>1,537,524</b>	1,178,909
Unallocated amounts:		
Other income (except for certain other income included in the exploration and production and oil exploitation segments)	<b>39,135</b>	35,259
Corporate expenses	<b>(163,225)</b>	(171,170)
Finance costs (except for unwinding of discount on provision for decommissioning costs included in the exploration and production segment)	<b>(240,244)</b>	(249,487)
Consolidated profit for the year	<b>1,173,190</b>	793,511
<b>Assets</b>		
Total assets of reportable segments	<b>14,694,919</b>	13,227,898
Unallocated amounts:		
Other receivables and other assets	<b>10,612</b>	6,410
Deferred tax assets	<b>324,577</b>	177,391
Financial assets at fair value through profit or loss	<b>3,576</b>	3,455
Current tax assets	<b>8,790</b>	10,042
Pledged bank deposits	<b>4,430</b>	275,198
Bank and cash balances	<b>1,709,644</b>	1,111,466
Consolidated total assets	<b>16,756,548</b>	14,811,860
<b>Liabilities</b>		
Total liabilities of reportable segments	<b>3,543,418</b>	2,919,586
Unallocated amounts:		
Other liabilities	<b>76,094</b>	85,324
Due to directors	<b>7,857</b>	8,337
Bank loans	<b>5,032,587</b>	4,999,904
Current tax liabilities	<b>113,241</b>	21,476
Provisions (except for provision for decommissioning costs included in the exploration and production segment)	<b>420</b>	420
Consolidated total liabilities	<b>8,773,617</b>	8,035,047

**9. Segment Information (Continued)****Geographical information:**

	Turnover		Non-current assets	
	2013 HK\$'000	2012 HK\$'000	2013 HK\$'000	2012 HK\$'000 (Restated)
Hong Kong	-	-	137	569
PRC	551,000	450,401	4,748,636	4,829,612
Pakistan	4,236,556	2,763,392	8,126,152	6,852,676
Consolidated total	4,787,556	3,213,793	12,874,925	11,682,857

In presenting the geographical information, turnover is based on the locations of the customers. The Group's non-current assets exclude deferred tax assets.

**Turnover from major customers:**

Turnover derived from major customers who contributed 10% or more of total turnover of the Group is as follows:

	2013 HK\$'000	2012 HK\$'000
Exploration and production segment		
Customer A	1,286,564	964,097
Customer B	1,439,894	641,357
Customer C	974,622	721,228

**10. Finance Costs**

	2013 HK\$'000	2012 HK\$'000
Interest on bank loans	240,244	249,487
Unwinding of discount on provision for decommissioning costs	7,903	5,005
	248,147	254,492

## Notes to the Financial Statements (Continued)

For the year ended 31 December 2013

### 11. Profit for the Year

Profit for the year is arrived at after charging the following:

	<b>2013</b>	2012
	<b>HK\$'000</b>	HK\$'000
Depreciation and amortisation (note a)	<b>1,736,930</b>	1,361,333
Allowance for other receivables	–	39
Acquisition-related costs (included in administrative expenses)	–	1,530
Auditors' remuneration		
– Current	<b>3,242</b>	3,638
– (Over)/under-provision in prior year	<b>(20)</b>	61
	<b>3,222</b>	3,699
Cost of inventories sold (note b)	<b>2,325,488</b>	1,799,710
Directors' emoluments (note 13)	<b>9,998</b>	24,273
Loss on disposals of property, plant and equipment	–	468
Operating lease charges		
– Hire of office equipments and motor vehicles	<b>28,096</b>	9,876
– Land and buildings (note c)	<b>30,147</b>	28,591
	<b>58,243</b>	38,467
Research and development expenditures	<b>19</b>	241
Staff costs including directors' emoluments		
Salaries, bonuses and allowances (note c)	<b>260,278</b>	231,687
Retirement benefits scheme contributions	<b>38,894</b>	29,839
Share-based payments	<b>12,880</b>	10,247
	<b>312,052</b>	271,773
Impairment losses on intangible assets (included in other operating expenses)	<b>171,706</b>	–

Note a: Depreciation and amortisation charges include the amortisation charges on intangible assets of approximately HK\$585,251,000 (2012: HK\$762,922,000) which are included in the costs of sales and services rendered.

Note b: Cost of inventories sold includes staff costs, depreciation and amortization, operating lease charges and research and development expenditures of approximately HK\$1,811,375,000 (2012: HK\$1,399,177,000) which are included in the amounts disclosed separately above.

Note c: The amounts include the accommodation benefits provided to directors amounting to approximately Nil (2012: HK\$80,000).

**12. Income Tax Expense/(Credit)**

	<b>2013</b>	2012
	<b>HK\$'000</b>	HK\$'000
Current tax – PRC enterprise income tax		
Provision for the year	<b>12,570</b>	6,623
Under/(over)-provision in prior years	<b>4,110</b>	(284)
	<b>16,680</b>	6,339
Current tax – Overseas		
Provision for the year	<b>150,787</b>	43,954
Under-provision in prior years	<b>37,836</b>	215
	<b>188,623</b>	44,169
	<b>205,303</b>	50,508
Deferred tax (note 27)	<b>(178,175)</b>	(160,372)
	<b>27,128</b>	(109,864)

No provision for profits tax in Bermuda, Bahamas, British Virgin Islands, Singapore, Republic of Panama, Mauritius or Hong Kong is required as the Group has no assessable profit arising in or derived from these jurisdictions for the years ended 31 December 2013 and 2012.

PRC enterprise income tax is calculated at the applicable rates based on estimated taxable income earned by the companies with certain tax preference, based on existing legislation, interpretation and practices in respect thereof.

During the year ended 31 December 2013, the Group's subsidiaries in the PRC were approved as a high technology enterprise pursuant to which the PRC subsidiaries can enjoy a preferential income tax rate of 15% for the coming two (2012: three) financial years.

Tax charge on profits assessable elsewhere has been calculated at the rates of tax prevailing in the countries in which the Group operates, based on existing legislation, interpretation and practices in respect thereof.



## Notes to the Financial Statements (Continued)

For the year ended 31 December 2013

### 12. Income Tax Expense/(Credit) (Continued)

The reconciliation between the income tax expense/(credit) and the product of profit before tax multiplied by the weighted average tax rate of the consolidated companies is as follows:

	<b>2013</b>	2012
	<b>HK\$'000</b>	HK\$'000
Profit before tax	<b>1,200,318</b>	683,647
Tax at the weighted average tax rate of 52% (2012: 46%)	<b>626,485</b>	313,940
Tax effect of income that is not taxable	<b>(93,508)</b>	(154,553)
Tax effect of expenses that are not deductible	<b>59,252</b>	82,218
Tax effect of tax losses not recognised	<b>41,921</b>	48,889
Tax effect of utilisation of tax losses not previously recognised	<b>(27,908)</b>	(32,919)
Tax effect of other temporary differences not recognised	<b>(69,832)</b>	2,246
Tax effect of tax preferential period	<b>(3,859)</b>	458
Tax effect of withholding tax at 10% on gain derived from the Group's Mauritius subsidiary	<b>25,845</b>	27,353
Tax effect of depletion allowance	<b>(329,682)</b>	(203,560)
Tax effect of royalty deduction	<b>(243,532)</b>	(193,867)
Under/(over)-provision in prior years	<b>41,946</b>	(69)
Income tax expense/(credit)	<b>27,128</b>	(109,864)

**13. Directors' and Employees' Emoluments**

The emoluments of each director were as follows:

	Fees HK\$'000	Salaries and other benefits HK\$'000	Share-based payments HK\$'000	Retirement benefits scheme contributions HK\$'000	Total HK\$'000
<b>Year ended 31 December 2013</b>					
Executive directors:					
Mr. Zhang Hong Wei	1,000	6,403	-	-	7,403
Mr. Zhu Jun	240	-	-	-	240
Ms. Zhang Meiyong	1,950	30	-	15	1,995
	<b>3,190</b>	<b>6,433</b>	<b>-</b>	<b>15</b>	<b>9,638</b>
Independent non-executive directors:					
Mr. Chau Siu Wai	120	-	-	-	120
Mr. San Fung	120	-	-	-	120
Mr. Zhu Chengwu	120	-	-	-	120
	<b>360</b>	<b>-</b>	<b>-</b>	<b>-</b>	<b>360</b>
	<b>3,550</b>	<b>6,433</b>	<b>-</b>	<b>15</b>	<b>9,998</b>
<b>Year ended 31 December 2012</b>					
Executive directors:					
Mr. Zhang Hong Wei	1,000	12,143	-	-	13,143
Mr. Zhu Jun	240	-	-	-	240
Ms. Zhang Meiyong	1,950	93	-	14	2,057
Mr. Andrew Leo Kirby (note a)	4,051	1,416	2,274	440	8,181
	<b>7,241</b>	<b>13,652</b>	<b>2,274</b>	<b>454</b>	<b>23,621</b>
Non-executive director:					
Mr. Ho King Fung, Eric (note b)	292	-	-	-	292
Independent non-executive directors:					
Mr. Chau Siu Wai	120	-	-	-	120
Mr. San Fung	120	-	-	-	120
Mr. Zhu Chengwu	120	-	-	-	120
	<b>360</b>	<b>-</b>	<b>-</b>	<b>-</b>	<b>360</b>
	<b>7,893</b>	<b>13,652</b>	<b>2,274</b>	<b>454</b>	<b>24,273</b>

Note: (a) Resigned on 28 September 2012

(b) Resigned on 25 April 2012

There was no arrangement under which a director waived or agreed to waive any emoluments during the year (2012: Nil).

## Notes to the Financial Statements (Continued)

For the year ended 31 December 2013

### 13. Directors' and Employees' Emoluments (Continued)

The five highest paid individuals in the Group during the year included one director (2012: two directors) whose emoluments are reflected in the analysis presented above. The emoluments of the remaining four (2012: three) individuals are set out below:

	2013 HK\$'000	2012 HK\$'000
Salaries and other benefits	16,117	11,484
Share-based payments	4,740	4,698
	<b>20,857</b>	16,182

The emoluments fell within the following bands:

	Number of individuals	
	2013	2012
HK\$3,000,001 to HK\$3,500,000	1	–
HK\$4,000,001 to HK\$4,500,000	1	–
HK\$5,000,001 to HK\$5,500,000	–	2
HK\$5,500,001 to HK\$6,000,000	–	1
HK\$6,000,001 to HK\$6,500,000	1	–
HK\$7,000,001 to HK\$7,500,000	1	–
	<b>4</b>	3

No emoluments were paid by the Group to any of the directors or the highest paid individuals as an inducement to join or upon joining the Group or as compensation for loss of office during the year (2012: Nil).

### 14. Earnings Per Share

#### Basic earnings per share

The calculation of basic earnings per share attributable to owners of the Company is based on the profit for the year attributable to owners of the Company of approximately HK\$1,215,211,000 (2012: HK\$786,412,000) and the weighted average number of ordinary shares of 13,045,128,096 (2012: 12,890,604,909) in issue during the year.

#### Diluted earnings per share

The calculation of diluted earnings per share attributable to owners of the Company is based on the profit for the year attributable to owners of the Company of approximately HK\$1,215,211,000 (2012: HK\$786,412,000) and the weighted average number of ordinary shares of 13,046,030,452 (2012: 13,001,202,818), being the weighted average number of ordinary shares of 13,045,128,096 (2012: 12,890,604,909) in issue during the year used in the basic earnings per share calculation plus the weighted average number of ordinary shares of 902,356 (2012: 110,597,909) assumed to have been issued at no consideration on the deemed exercise of the share options (2012: share options and unlisted warrants) outstanding during the year.

### 15. Dividend

No dividend has been paid or declared by the Company during the years ended 31 December 2013 and 2012.

## 16. Property, Plant and Equipment

	Freehold land	Buildings	Leasehold improvements	Motor vehicles	Furniture, fixtures and equipment	Plant and machinery	Oil and gas properties	Construction in progress	Spare parts	Total
	HK\$'000	HK\$'000	HK\$'000	HK\$'000	HK\$'000	HK\$'000	HK\$'000	HK\$'000	HK\$'000	HK\$'000
<b>Cost</b>										
At 1 January 2012, as restated	13,390	7,721	6,910	13,819	21,883	141,112	1,602,607	377,412	334,375	2,519,229
Additions, as restated	-	-	-	1,072	3,250	24,533	163,203	736,381	268,511	1,196,950
Acquisition of a business, as restated	-	-	-	271	250	37,101	203,387	3,236	17,390	261,635
Written off	-	-	(872)	-	(243)	(300)	-	-	-	(1,415)
Transfers	-	-	-	5,855	110,570	23,656	707,536	(655,012)	(192,605)	-
Exchange differences	-	(43)	15	(27)	(1)	(666)	(1,531)	(640)	-	(2,893)
At 31 December 2012 and 1 January 2013, as restated	<b>13,390</b>	<b>7,678</b>	<b>6,053</b>	<b>20,990</b>	<b>135,709</b>	<b>225,436</b>	<b>2,675,202</b>	<b>461,377</b>	<b>427,671</b>	<b>3,973,506</b>
Additions	-	-	-	<b>2,684</b>	<b>6,647</b>	<b>26,335</b>	<b>195,093</b>	<b>2,178,623</b>	<b>629,252</b>	<b>3,038,634</b>
Written off	-	-	-	-	(73)	-	(20,184)	-	-	(20,257)
Transfers	-	-	-	<b>2,027</b>	<b>5,351</b>	<b>85,710</b>	<b>1,671,965</b>	<b>(1,403,759)</b>	<b>(361,294)</b>	-
Exchange differences	-	<b>257</b>	<b>171</b>	<b>234</b>	<b>190</b>	<b>5,784</b>	<b>19,940</b>	<b>2,162</b>	-	<b>28,738</b>
At 31 December 2013	<b>13,390</b>	<b>7,935</b>	<b>6,224</b>	<b>25,935</b>	<b>147,824</b>	<b>343,265</b>	<b>4,542,016</b>	<b>1,238,403</b>	<b>695,629</b>	<b>7,020,621</b>
<b>Accumulated depreciation</b>										
At 1 January 2012	-	1,659	1,837	4,796	3,352	77,193	218,763	-	-	307,600
Charge for the year	-	456	893	4,406	41,016	31,159	528,635	-	-	606,565
Written off	-	-	(400)	-	(65)	(300)	-	-	-	(765)
Exchange differences	-	(9)	1	(20)	(6)	(422)	(41)	-	-	(497)
At 31 December 2012 and 1 January 2013	-	<b>2,106</b>	<b>2,331</b>	<b>9,182</b>	<b>44,297</b>	<b>107,630</b>	<b>747,357</b>	-	-	<b>912,903</b>
Charge for the year	-	<b>391</b>	<b>542</b>	<b>5,578</b>	<b>43,213</b>	<b>59,904</b>	<b>1,049,451</b>	-	-	<b>1,159,079</b>
Written off	-	-	-	-	(71)	-	-	-	-	(71)
Exchange differences	-	<b>76</b>	<b>60</b>	<b>165</b>	<b>74</b>	<b>3,743</b>	<b>735</b>	-	-	<b>4,853</b>
At 31 December 2013	-	<b>2,573</b>	<b>2,933</b>	<b>14,925</b>	<b>87,513</b>	<b>171,277</b>	<b>1,797,543</b>	-	-	<b>2,076,764</b>
<b>Carrying amount</b>										
At 31 December 2013	<b>13,390</b>	<b>5,362</b>	<b>3,291</b>	<b>11,010</b>	<b>60,311</b>	<b>171,988</b>	<b>2,744,473</b>	<b>1,238,403</b>	<b>695,629</b>	<b>4,943,857</b>
At 31 December 2012, as restated	13,390	5,572	3,722	11,808	91,412	117,806	1,927,845	461,377	427,671	3,060,603

## Notes to the Financial Statements (Continued)

For the year ended 31 December 2013

### 17. Intangible Assets

	Oil exploitation rights HK\$'000	Concession and lease rights HK\$'000	Participating interest in oil exploitation project HK\$'000	Technical know-how HK\$'000	Contractual rights in oil exploitation projects HK\$'000	Total HK\$'000
<b>Cost</b>						
At 1 January 2012	8,180,000	4,929,742	167,738	375,303	69,211	13,721,994
Acquisition of a business	-	430,794	-	-	-	430,794
Exchange differences	-	-	-	(2,068)	(381)	(2,449)
At 31 December 2012 and 1 January 2013	<b>8,180,000</b>	<b>5,360,536</b>	<b>167,738</b>	<b>373,235</b>	<b>68,830</b>	<b>14,150,339</b>
Additions	-	63,659	-	-	-	63,659
Disposals	-	-	(167,738)	-	-	(167,738)
Exchange differences	-	-	-	12,500	2,305	14,805
At 31 December 2013	<b>8,180,000</b>	<b>5,424,195</b>	<b>-</b>	<b>385,735</b>	<b>71,135</b>	<b>14,061,065</b>
<b>Accumulated amortisation and impairment losses</b>						
At 1 January 2012	4,227,799	416,662	167,738	123,567	23,232	4,958,998
Amortisation for the year	53,325	680,442	-	25,039	9,147	767,953
Reversal of impairment losses	-	(172,395)	-	-	-	(172,395)
Exchange differences	-	-	-	(685)	(129)	(814)
At 31 December 2012 and 1 January 2013	<b>4,281,124</b>	<b>924,709</b>	<b>167,738</b>	<b>147,921</b>	<b>32,250</b>	<b>5,553,742</b>
Amortisation for the year	62,684	487,710	-	25,531	9,326	585,251
Impairment losses	-	-	-	171,706	-	171,706
Disposals	-	-	(167,738)	-	-	(167,738)
Exchange differences	-	-	-	7,601	1,205	8,806
At 31 December 2013	<b>4,343,808</b>	<b>1,412,419</b>	<b>-</b>	<b>352,759</b>	<b>42,781</b>	<b>6,151,767</b>
<b>Carrying amount</b>						
At 31 December 2013	<b>3,836,192</b>	<b>4,011,776</b>	<b>-</b>	<b>32,976</b>	<b>28,354</b>	<b>7,909,298</b>
At 31 December 2012	3,898,876	4,435,827	-	225,314	36,580	8,596,597

Oil exploitation rights represent rights for oil exploitation in the location of Gaosheng Block, Bohai Bay Basin of the PRC. Pursuant to the enhancing oil recovery ("EOR") contract entered into on 15 September 2006 between United Petroleum & Natural Gas Investments Limited ("United Petroleum"), a subsidiary of the Company, and China National Petroleum Corporation ("CNPC"), United Petroleum agreed to provide funds and apply its appropriate and advanced technology, equipment and managerial experience to enhance, with the cooperation of CNPC, the oil recovery in the contract area. The remaining term of the EOR contract is 19 years (2012: 20 years). The amortisation of oil exploitation rights is determined using unit-of-production method over the proved and probable reserves of petroleum.

## 17. Intangible Assets (Continued)

Concession and lease rights represent the rights for oil and gas exploitation in the Badin, Mirpur Khas and Khipro areas in the Sindh Province of Pakistan which will expire on various dates, in accordance with the respective development and production leases, between years 2013 and 2021. The amortisation of concession and lease rights is determined using the unit-of-production method over the proved and probable reserves of petroleum.

Participating interest in oil exploitation project represents a 10% participating interest in the Madura production sharing contract relating to the right to join and assist Badan Pelaksana Kegiatan Usaha Hulu Minyak Dan Gas Bumi ("BPMIGAS"), a state-owned legal entity established under the Government of the Republic of Indonesia in accelerating the exploration for and development of the potential resources within the Madura Contract Area in Indonesia. The participating interest in oil exploitation project had been disposed during the year.

Technical know-how represents the oil exploitation patented techniques for the Group's production of crude oil and provision of patented technology support services business. The remaining amortisation period of the technical know-how is 8 years (2012: 9 years).

Contractual rights in oil exploitation projects represent the contractual arrangement in relation to the production of crude oil and provision of patented technology support services to the oilfields in PRC. The remaining amortisation period of contractual rights in oil exploitation projects is 3 years (2012: 4 years).

Technical know-how and contractual rights in oil exploitation projects are used in the Group's oilfields support services segment whereas oil exploitation rights and concession and lease rights are used in the Group's oil exploitation segment and exploration and production segment respectively. The Group carried out reviews of the recoverable amount of its intangible assets in 2013, having regard to the changes in market conditions. The review led to the recognition of an impairment loss on technical know-how of HK\$171,706,000. The recoverable amount of the relevant asset has been determined on the basis of its value in use using discounted cash flow method. The discount rate used in measurement for technical know-how is 16.24 per cent (2012: 15.13 per cent).

The Group carried out reviews of the recoverable amount of its intangible assets in 2012, having regard to the changes in market conditions. The review led to the recognition of a reversal of impairment losses of approximately HK\$172,395,000 for concession and lease rights that have been recognised in consolidated profit or loss in the previous years. The recoverable amount of the relevant assets has been determined on the basis of their fair values less costs of disposal with reference to the valuations carried out by independent valuers based on discounted future cash flows of the assets. The discount rate used in measurement for concession and lease rights is 15.43 percent.

## 18. Advances, Deposits and Prepayments

	<b>2013</b>	2012
	<b>HK\$'000</b>	HK\$'000
Advances to staff	<b>1,773</b>	1,686
Deposits and prepayments	<b>19,997</b>	23,971
	<b>21,770</b>	25,657

## Notes to the Financial Statements (Continued)

For the year ended 31 December 2013

### 19. Inventories

	<b>2013</b> <b>HK\$'000</b>	2012 HK\$'000 (Restated)
Finished goods	<b>15,700</b>	93,450
Spare parts and consumables	<b>303,630</b>	246,133
Less: allowance for inventories	<b>(19,500)</b>	(85,415)
	<b>299,830</b>	254,168

### 20. Trade and Other Receivables

	<b>2013</b> <b>HK\$'000</b>	2012 HK\$'000
Trade receivables (note a)	<b>1,195,729</b>	1,185,994
Other receivables (note b)	<b>335,047</b>	111,289
Total trade and other receivables	<b>1,530,776</b>	1,297,283

#### (a) Trade receivables

The Group's trading terms with customers are mainly on credit. The credit term generally ranges from 30 to 45 days (2012: ranges from 30 to 45 days). In 2012, oilfield support services contract was entered with a credit term of 300 days. The contract value of that particular services into contract is approximately HK\$83,575,000 (equivalent to RMB66,780,000) (2012: HK\$16,509,000 (equivalent to RMB13,450,000)). The Group seeks to maintain strict control over its outstanding receivables. Overdue balances are reviewed regularly by the directors.

The aging analysis of trade receivables, based on the invoice date, is as follows:

	<b>2013</b> <b>HK\$'000</b>	2012 HK\$'000
0 to 30 days	<b>1,052,881</b>	1,145,941
31 to 60 days	<b>142,488</b>	40,053
91 to 180 days	<b>360</b>	–
	<b>1,195,729</b>	1,185,994

**20. Trade and Other Receivables (Continued)****(a) Trade receivables (Continued)**

As of 31 December 2013, trade receivables of approximately HK\$142,488,000 (2012: HK\$40,053,000) were past due but not impaired. These relate to a number of independent customers for whom there is no recent history of default. The aging analysis of these trade receivables is as follows:

	<b>2013</b>	2012
	<b>HK\$'000</b>	HK\$'000
0 to 30 days	<b>142,488</b>	40,053

The carrying amounts of the Group's trade receivables are denominated in the following currencies:

	<b>2013</b>	2012
	<b>HK\$'000</b>	HK\$'000
RMB	<b>130,675</b>	397,805
US\$	<b>1,038,536</b>	759,975
PKR	<b>26,518</b>	28,214
Total	<b>1,195,729</b>	1,185,994

**(b) Other receivables**

	<b>2013</b>	2012
	<b>HK\$'000</b>	HK\$'000
Amounts due from joint venturers	<b>117,696</b>	23,857
Advances to staff	<b>11,041</b>	8,086
Central excise duty receivables	<b>6,387</b>	5,713
Deposits and prepayments	<b>121,418</b>	26,310
Sales tax receivables	<b>54,375</b>	41,764
Others	<b>24,130</b>	5,559
	<b>335,047</b>	111,289



## Notes to the Financial Statements (Continued)

For the year ended 31 December 2013

### 21. Financial Assets at Fair Value Through Profit or Loss

	2013 HK\$'000	2012 HK\$'000
Held for trading:		
Equity securities, listed in Hong Kong at market value	<b>3,576</b>	3,455

The investments represent investments in listed equity securities that offer the Group the opportunity for return through dividend income and fair value gains. They have no fixed maturity or coupon rate. The fair values of the listed securities are based on current bid prices. In order to minimise credit risk, the directors have delegated a team to be responsible for the formulation of a credit policy governing the control of credit risk. In this regard, the directors consider that the credit risk is significantly reduced.

### 22. Pledged Bank Deposits and Bank and Cash Balances

At 31 December 2013, the bank and cash balances of the Group denominated in RMB amounted to approximately HK\$850,231,000 (2012: HK\$468,890,000). Conversion of RMB into foreign currencies is subject to the PRC's Foreign Exchange Control Regulations and Administration of Settlement, Sale and Payment of Foreign Exchange Regulations.

At 31 December 2013, the Group's pledged bank deposits of approximately HK\$4,430,000 (2012: HK\$58,845,000) were pledged as security for the Group's bills payables. The pledged bank deposits were in RMB and at fixed interest rate of ranging from 3.05% per annum to 3.08% per annum (2012: ranging from 3.05% per annum to 3.08% per annum) and were therefore subject to foreign currency risk and fair value interest rate risk.

At 31 December 2012, the Group's pledged bank deposits of approximately HK\$110,947,000 were pledged to banks for the issuance of performance bonds relating to the production of crude oil sharing contracts. The pledged bank deposits were in US\$ and at fixed interest rates of 0.59% per annum. The pledged bank deposits in US\$ of approximately HK\$110,947,000 were therefore subject to foreign currency risk and fair value interest rate risk. Such performance bonds had been fully released during the year ended 31 December 2013.

At 31 December 2012, the Group's pledged bank deposits of approximately HK\$105,406,000 were pledged to a bank for the issuance of bank guarantees in favour of the President of the Islamic Republic of Pakistan in relation to the performance of the Group's financial and works obligations as stipulated in the concession and production sharing agreements. The pledged bank deposits were in US\$ and at fixed interest rate of 0.29% per annum. The pledged bank deposits in US\$ of approximately HK\$105,406,000 were therefore subject to foreign currency risk and fair value interest rate risk. Such bank guarantees had been fully released during the year ended 31 December 2013.

**23. Trade and Other Payables**

	<b>2013</b>	2012
	<b>HK\$'000</b>	HK\$'000
Trade payables (note a)	<b>823,494</b>	280,020
Other payables (note b)	<b>1,286,202</b>	1,198,813
Total trade and other payables	<b>2,109,696</b>	1,478,833

**(a) Trade payables**

The aging analysis of trade payables, based on the date of receipt of goods, is as follows:

	<b>2013</b>	2012
	<b>HK\$'000</b>	HK\$'000
0 to 30 days	<b>267,236</b>	267,798
31 to 45 days	<b>42,322</b>	6,805
Over 45 days	<b>513,936</b>	5,417
	<b>823,494</b>	280,020

The carrying amounts of the Group's trade payables are denominated in the following currencies:

	<b>2013</b>	2012
	<b>HK\$'000</b>	HK\$'000
RMB	<b>174,308</b>	148,757
US\$	<b>608,809</b>	86,036
PKR	<b>40,377</b>	45,227
Total	<b>823,494</b>	280,020

**(b) Other payables**

	<b>2013</b>	2012
	<b>HK\$'000</b>	HK\$'000
Amount due to joint venturers	<b>202,694</b>	169,534
Accrual for operating expenses	<b>416,498</b>	639,431
Bills payables	<b>4,430</b>	116,832
Deposits received	<b>11,446</b>	9,374
Salaries and welfare payables	<b>7,704</b>	3,222
Other tax payables	<b>640,609</b>	250,782
Others	<b>2,821</b>	9,638
	<b>1,286,202</b>	1,198,813

## Notes to the Financial Statements (Continued)

For the year ended 31 December 2013

### 24. Due to Directors

The amounts due to directors are unsecured, interest-free and repayable on demand.

### 25. Bank Loans

The secured bank loans are repayable as follows:

	2013 HK\$'000	2012 HK\$'000
On demand or within one year	664,587	163,904
In the second year	624,000	468,000
In the third to fifth years, inclusive	1,872,000	1,872,000
After five years	1,872,000	2,496,000
	<b>5,032,587</b>	4,999,904
Less: Amount due for settlement within 12 months (shown under current liabilities)	<b>(664,587)</b>	(163,904)
Amount due for settlement after 12 months	<b>4,368,000</b>	4,836,000

The carrying amounts of the Group's secured bank loans are denominated in the following currencies:

	RMB HK\$'000	US\$ HK\$'000	Total HK\$'000
<b>2013</b>			
Bank loans	<b>196,587</b>	<b>4,836,000</b>	<b>5,032,587</b>
<b>2012</b>			
Bank loans	85,904	4,914,000	4,999,904

The average interest rate of the secured bank loans as at 31 December 2013 was 4.68% (2012: 4.92%).

Bank loans of HK\$5,007,221,000 (2012: HK\$4,975,360,000) are arranged at floating rates, thus exposing the Group to cash flow interest rate risk. The remaining bank loans are arranged at fixed interest rates and expose the Group to fair value interest rate risk.

At 31 December 2013, bank loans with carrying amount of HK\$4,836,000,000 (2012: HK\$4,914,000,000) are secured or guaranteed by the following:

- (a) account charges over bank and cash balances held by United Energy Group (Hong Kong) Limited ("UEG (HK)") and United Energy Pakistan Limited ("UEPL") with a total carrying amount at the end of the reporting period of approximately HK\$165,642,000 (2012: HK\$185,695,000);
- (b) share charge over the entire equity interests of UEG (HK), UEPL, United Energy Pakistan Holdings Limited ("UEPHL") and Gold Trade International Limited ("GTI");

**25. Bank Loans (Continued)**

- (c) a corporate guarantee executed by the China Development Bank Corporation, Beijing Branch which is counter guaranteed by a related company of the Group (note 34(c)), to the extent of HK\$4,836,000,000 (2012: HK\$4,914,000,000).

At 31 December 2013, bank loans of HK\$196,587,000 (2012: HK\$61,360,000) denominated in RMB are guaranteed by a corporate guarantee executed by a related company of the Group (note 34(c)), to the extent of HK\$228,294,000 (equivalent to RMB180,000,000) (2012: HK\$134,992,000 (equivalent to RMB110,000,000)).

At 31 December 2013, bank loans of Nil (2012: HK\$24,544,000) denominated in RMB are guaranteed by a corporate guarantee executed by a related company of the Group (note 34(c)), to the extent of Nil (2012: HK\$24,544,000 (equivalent to RMB20,000,000)) and secured by the entire equity interests of the Group's subsidiary in PRC.

**26. Provisions**

	<b>Dismantling costs in respect of leasehold improvements</b> HK\$'000	<b>Decommissioning costs</b> HK\$'000	<b>Total</b> HK\$'000
At 1 January 2013	<b>420</b>	<b>266,501</b>	<b>266,921</b>
Add:			
Provisions recognised during the year	–	<b>38,618</b>	<b>38,618</b>
Less:			
Actual costs incurred during the year	–	<b>(31,846)</b>	<b>(31,846)</b>
Add:			
Unwinding of discount	–	<b>7,903</b>	<b>7,903</b>
At 31 December 2013	<b>420</b>	<b>281,176</b>	<b>281,596</b>

Oil and gas exploration and production activities may result in land subsidence and damage to the environment of the concession areas. Pursuant to the relevant rules and regulations, the Group is required to restore the concession areas back to acceptable conditions.

The decommissioning costs obligation has been determined by management based on future expenditure by discounting the expected expenditures to their net present value at market rate. The amounts provided in relation to the decommissioning costs are reviewed at least annually based upon the facts and circumstances available at the time and the provisions are updated accordingly.

The provision for dismantling costs in respect of leasehold improvements is calculated based on the net present value of costs to be incurred to remove leasehold improvements from the leased properties of the Group. The amounts are determined with reference to the quotations from external contractors and the management's estimation.

## Notes to the Financial Statements (Continued)

For the year ended 31 December 2013

### 27. Deferred Tax

The following are the deferred tax liabilities and assets recognised by the Group.

	Accelerated tax depreciation HK\$'000	Intangible assets HK\$'000	Allowance for inventories HK\$'000	Finance costs HK\$'000	Tax losses HK\$'000	Total HK\$'000
At 1 January 2012	363,265	641,861	(9,750)	–	–	995,376
Acquisition of a business	62,498	215,397	–	–	(30,329)	247,566
Credit to profit or loss for the year (note 12)	(135,324)	(25,048)	–	–	–	(160,372)
Exchange differences	–	(385)	–	–	–	(385)
At 31 December 2012 and 1 January 2013	<b>290,439</b>	<b>831,825</b>	<b>(9,750)</b>	<b>–</b>	<b>(30,329)</b>	<b>1,082,185</b>
Charge/(credit) to profit or loss for the year (note 12)	<b>151,296</b>	<b>(13,187)</b>	<b>–</b>	<b>(293,652)</b>	<b>(22,632)</b>	<b>(178,175)</b>
Exchange differences	<b>(1,282)</b>	<b>853</b>	<b>–</b>	<b>–</b>	<b>482</b>	<b>53</b>
At 31 December 2013	<b>440,453</b>	<b>819,491</b>	<b>(9,750)</b>	<b>(293,652)</b>	<b>(52,479)</b>	<b>904,063</b>

The following is the analysis of the deferred tax balances (after offset) for consolidated statement of financial position purposes:

	2013 HK\$'000	2012 HK\$'000
Deferred tax liabilities	<b>1,228,640</b>	1,259,576
Deferred tax assets	<b>(324,577)</b>	(177,391)
	<b>904,063</b>	1,082,185

At the end of reporting period, the Group has unused tax losses and other deductible temporary differences of approximately HK\$128,737,000 and HK\$54,177,000 respectively (2012: HK\$185,670,000 and HK\$44,659,000 respectively) that are available for offsetting against future taxable profits. No deferred tax assets have been recognised due to unpredictability of future profit streams. The unrecognised tax losses and other deductible temporary differences may be carried forward indefinitely.

Temporary differences in connection with the interests in subsidiaries are insignificant.

## 28. Share Capital

	Note	Number of shares	Amount HK\$'000
Authorised:			
Ordinary shares of HK\$0.01 each			
At 1 January 2012, 31 December 2012, 1 January 2013 and 31 December 2013		60,000,000,000	600,000
Issued and fully paid:			
Ordinary shares of HK\$0.01 each			
At 1 January 2012		12,777,091,632	127,771
Issue of shares upon exercise of share options	(a)	2,000,000	20
Issue of shares upon exercise of unlisted warrants	(b)	250,000,000	2,500
Issue of shares under share match scheme	(c)	11,404,018	114
At 31 December 2012 and 1 January 2013		13,040,495,650	130,405
Issue of shares under employees performance share schemes	(d)	7,252,109	72
Repurchase of shares	(e)	(620,576)	(6)
Issue of shares under share match scheme	(f)	5,091,156	51
Issue of shares upon exercise of share options	(g)	1,000,000	10
At 31 December 2013		13,053,218,339	130,532

## Notes:

- (a) On 1 June 2012 and 5 July 2012, 1,000,000 and 1,000,000 share options of the Company at par value of HK\$0.01 were exercised at exercise price of HK\$1.15 per share and HK\$0.9 per share respectively. The excess of the exercise price over the par value of the shares issued has been credited to the share premium account of the Company.
- (b) On 31 July 2012, 250,000,000 unlisted warrants were exercised at exercise price of HK\$0.8 per share, resulting in the issue of 250,000,000 shares of HK\$0.01 each for the total cash consideration of approximately HK\$200,000,000.
- (c) During the year ended 31 December 2012, 11,404,018 ordinary shares of HK\$0.01 each pursuant to the share match scheme of the Company were issued and allotted to the employees in Pakistan.
- (d) During the year ended 31 December 2013, 7,252,109 ordinary shares of HK\$0.01 each pursuant to the employees performance share schemes of the Company were issued and allotted to the employees in Pakistan.
- (e) On 26 April 2013, 620,576 ordinary shares of the Company were repurchased (the "Repurchase Shares") by private arrangement in accordance to the repurchase mandate granted to the directors in the annual general meeting of the Company held on 29 May 2012. On 8 May 2013, the Repurchased Shares were cancelled. The total amount paid to acquire shares was approximately HK\$747,000 and has been deducted from the share capital and share premium account.
- (f) During the year ended 31 December 2013, 5,091,156 ordinary shares of HK\$0.01 each pursuant to the share match scheme of the Company were issued and allotted to the employees in Pakistan.
- (g) On 4 December 2013, 1,000,000 share options of the Company at par value of HK\$0.01 were exercised at exercise price of HK\$0.9 per share. The excess of the exercise price over the par value of the shares issued has been credited to the share premium account of the Company.

## Notes to the Financial Statements (Continued)

For the year ended 31 December 2013

### 28. Share Capital (Continued)

The Group's objectives when managing capital are to safeguard the Group's ability to continue as a going concern and to maximise the return to the shareholders through the optimisation of the debt and equity balance.

The Group monitors capital by maintaining a net cash position throughout the year. The Group manages the capital structure and makes adjustments to it in the light of changes in economic conditions and the risk characteristics of the underlying assets. In order to maintain the capital structure, the Group may adjust the payment of dividends, issue new shares and raise new debts.

The Group's strategy is to maintain a solid base to support the operations and development of its business in the long term. No changes were made in the objectives, policies or processes during the years ended 31 December 2013 and 2012.

The only externally imposed capital requirement is that for the Group to maintain its listing on The Stock Exchange of Hong Kong Limited it has to have a public float of at least 25% of the issued shares. The Group receives a report from the share registrars periodically on substantial share interests showing the non-public float and it demonstrates continuing compliance with the 25% limit throughout the year. As at 31 December 2013, 29.04% (2012: 28.98%) of the shares were in public hands.

### 29. Statement of Financial Position of the Company

	Note	2013 HK\$'000	2012 HK\$'000
Investments in subsidiaries		<b>4,166,771</b>	4,231,700
Trade and other receivables		<b>1,517</b>	1,340
Financial assets at fair value through profit or loss		<b>3,576</b>	3,455
Due from subsidiaries		<b>1,248,668</b>	1,787,428
Bank and cash balances		<b>658,655</b>	178,519
Trade and other payables		<b>(3,409)</b>	(7,913)
Financial guarantee contracts		<b>(31,589)</b>	(33,344)
Due to directors		<b>(7,857)</b>	(8,337)
<b>NET ASSETS</b>		<b>6,036,332</b>	6,152,848
Capital and reserves			
Share capital		<b>130,532</b>	130,405
Reserves	30(b)	<b>5,905,800</b>	6,022,443
<b>TOTAL EQUITY</b>		<b>6,036,332</b>	6,152,848

**30. Reserves****(a) Group**

The amounts of Group's reserves and the movements therein are presented in the consolidated statement of profit or loss and other comprehensive income and consolidated statement of changes in equity.

**(b) Company**

	Share premium account HK\$'000	Share-based capital reserve HK\$'000	Accumulated losses HK\$'000	Total HK\$'000
At 1 January 2012	13,027,326	110,524	(7,087,979)	6,049,871
Recognition of share-based payments	–	7,329	–	7,329
Forfeiture of share-based payments	–	(4,554)	4,554	–
Lapse of share options	–	(21,036)	21,036	–
Issue of shares upon exercise of share options (note 28(a))	3,497	(1,467)	–	2,030
Issue of shares upon exercise of unlisted warrants (note 28(b))	237,943	(40,443)	–	197,500
Issue of shares under share match scheme (note 28(c))	10,715	–	–	10,715
Expiry of unlisted warrants	–	(40,443)	40,443	–
Loss for the year	–	–	(245,002)	(245,002)
At 31 December 2012	13,279,481	9,910	(7,266,948)	6,022,443
At 1 January 2013	<b>13,279,481</b>	<b>9,910</b>	<b>(7,266,948)</b>	<b>6,022,443</b>
Recognition of share-based payments	–	<b>7,761</b>	–	<b>7,761</b>
Issue of shares under employees performance share schemes (note 28(d))	<b>9,795</b>	–	–	<b>9,795</b>
Repurchase of shares (note 28(e))	<b>(741)</b>	–	–	<b>(741)</b>
Issue of shares under share match scheme (note 28(f))	<b>5,855</b>	–	–	<b>5,855</b>
Issue of shares upon exercise of share options (note 28(g))	<b>1,625</b>	<b>(735)</b>	–	<b>890</b>
Loss for the year	–	–	<b>(140,203)</b>	<b>(140,203)</b>
At 31 December 2013	<b>13,296,015</b>	<b>16,936</b>	<b>(7,407,151)</b>	<b>5,905,800</b>



### 30. Reserves (Continued)

#### (c) Nature and purpose of reserves

##### (i) Share premium account

Share premium represents premium arising from the issue of shares at a price in excess of their par value per share and is not distributable but may be utilised in paying up unissued shares of the Company to be issued to the shareholders of the Company as fully paid bonus shares or in providing for the premiums payable on repurchase of shares.

##### (ii) Merger reserve

Merger reserve represents the difference between the nominal value of the shares of subsidiaries acquired and the market value of the shares issued by the Company as consideration for the acquisition.

##### (iii) Capital reserve

Capital reserve represents the loan waiver made by the ultimate holding company, He Fu International Limited, to a subsidiary, United Energy International Investments Limited.

##### (iv) Foreign currency translation reserve

Foreign currency translation reserve comprises all foreign exchange differences arising from the translation of the financial statements of foreign operations. The reserve is dealt with in accordance with the accounting policies set out in note 3(d)(iii) to the financial statements.

##### (v) Statutory reserve

The statutory reserve, which is non-distributable, is appropriated from the profit after taxation of the Group's PRC subsidiaries under the applicable laws and regulations in the PRC.

##### (vi) Share-based capital reserve

The share-based capital reserve represents the fair value of the actual or estimated number of unexercised share options granted to directors, employees and consultants of the Company recognised in accordance with the accounting policy adopted for share-based payments in note 3(v) to the financial statements.

### 31. Share-Based Payments

#### (a) Share option scheme

The Company's share option scheme (the "Scheme") was adopted pursuant to the shareholders' resolution passed on 11 May 2006 for the primary purpose of providing opportunity to directors, employees and consultants to acquire proprietary interests of the Group and will expire on 10 May 2016. Under the Scheme, the Board of Directors of the Company may grant options to eligible person (including all directors, employees of the Group, consultants, advisors, agents, customers, service providers, contractors and business partners of any members of the Group).

The total number of shares in respect of which options may be granted under the Scheme is not permitted to exceed 30% of the shares of the Company in issue from time to time. The number of shares issued and to be issued in respect of which options granted and may be granted to any individual is not permitted to exceed 10% of the shares of the Company in issue from time to time.

**31. Share-Based Payments (Continued)****(a) Share option scheme (Continued)**

The exercise price is determined by the directors of the Company, and will not be less than the higher of (i) the closing price of the Company's shares on the date of grant; (ii) the average closing price of the share for the five business dates immediately preceding the date of grant; and (iii) the nominal value of the Company's shares.

Share options granted to any director, chief executive or substantial shareholder, or to any of their associates, are subject to approval in advance by the independent non-executive directors. In addition, any share options granted to substantial shareholders or an independent non-executive director of the Company, or to any of their associates, in excess of 0.1% of the shares of the Company in issue at any time or with an aggregate value (based on the price of the Company's shares at the date of grant) in excess of HK\$5 million, within 12 month period, are subject to shareholders' approval in advance in general meeting.

The offer of a grant of share options may be accepted within 30 days from the date of offer, upon payment of a nominal consideration of HK\$1 in total by the grantee.

Details of the specific categories of options are as follows:

<b>Grantee</b>	<b>Date of grant</b>	<b>Vesting period</b>	<b>Exercise period</b>	<b>Exercise price HK\$</b>	<b>Number of share options outstanding as at 31 December 2013</b>	
Employees	03.11.2010	03.11.2010 to 02.11.2011	03.11.2011 to 02.11.2015	0.90	1,000,000	
	03.11.2010	03.11.2010 to 02.11.2012	03.11.2012 to 02.11.2015	0.90	2,000,000	
	03.11.2010	03.11.2010 to 02.11.2013	03.11.2013 to 02.11.2015	0.90	2,000,000	
	03.11.2010	03.11.2010 to 02.11.2014	03.11.2014 to 02.11.2015	0.90	3,000,000	
	31.12.2010	31.12.2010 to 30.12.2011	31.12.2011 to 30.12.2015	1.55	600,000	
	31.12.2010	31.12.2010 to 30.12.2012	31.12.2012 to 30.12.2015	1.55	400,000	
	31.12.2010	31.12.2010 to 30.12.2013	31.12.2013 to 30.12.2015	1.55	400,000	
	31.12.2010	31.12.2010 to 30.12.2014	31.12.2014 to 30.12.2015	1.55	600,000	
	29.08.2012	29.08.2012 to 28.08.2013	29.08.2013 to 28.08.2022	1.20	5,400,000	
	29.08.2012	29.08.2012 to 28.08.2014	29.08.2014 to 28.08.2022	1.20	3,600,000	
	29.08.2012	29.08.2012 to 28.08.2015	29.08.2015 to 28.08.2022	1.20	3,600,000	
	29.08.2012	29.08.2012 to 28.08.2016	29.08.2016 to 28.08.2022	1.20	5,400,000	
						28,000,000

The options granted in 2012 and 2010 had exercisable period of 10 years and 5 years respectively from the date of grant. If the options granted remain unexercised after the exercisable period, the options expire. Options are forfeited if the employee leaves the Group.

## Notes to the Financial Statements (Continued)

For the year ended 31 December 2013

### 31. Share-Based Payments (Continued)

#### (a) Share option scheme (Continued)

Details of the share options outstanding during the year are as follows:

	2013		2012	
	Number of share options	Weighted average exercise price HK\$	Number of share options	Weighted average exercise price HK\$
Outstanding at the beginning of the year	29,000,000	1.131	47,500,000	1.334
Granted during the year	–	–	18,000,000	1.200
Forfeited during the year	–	–	(9,500,000)	(1.172)
Exercised during the year	(1,000,000)	(0.900)	(2,000,000)	(1.025)
Expired during the year	–	–	(25,000,000)	(1.560)
Outstanding at the end of the year	28,000,000	1.139	29,000,000	1.131
Exercisable at the end of the year	11,800,000	1.114	5,000,000	1.030

The options outstanding at the end of the year have a weighted average remaining contractual life of 6.24 years (2012: 7.09 years) and the exercise prices are ranging from HK\$0.90 to HK\$1.55 (2012: HK\$0.90 to HK\$1.55). In 2012, option was granted on 29 August 2012. The estimated fair value of the option granted on that date is approximately HK\$14,924,000. The Group recognised the total expenses of approximately HK\$7,761,000 (2012: HK\$7,329,000) for the year ended 31 December 2013 in relation to the share option scheme.

The estimated fair values of the share options granted on 3 November 2010, 31 December 2010 and 29 August 2012 are determined using the Binomial models. The respective fair values and significant inputs to the models were as follows:

	Share option grant date		
	3 November 2010	31 December 2010	29 August 2012
Model	Binomial	Binomial	Binomial
Fair value at measurement date	HK\$8,079,000	HK\$2,043,000	HK\$14,924,000
Number of share options granted	10,000,000	2,000,000	18,000,000
Grant date share price	HK\$1.17	HK\$1.55	HK\$1.16
Exercise price	HK\$0.90	HK\$1.55	HK\$1.20
Expected volatility	93.50%	94.37%	97.91%
Risk free rate	1.074%	1.763%	0.676%
Expected life	5 years	5 years	10 years

Expected volatility was based on the historical volatility of the Company's share price over the previous 5 years for the share options granted on 3 November 2010 and 31 December 2010 and 10 years for the share options granted on 29 August 2012. The expected life used in the model has been adjusted, based on the Group's best estimate, for the effects of non transferability, exercise restrictions and behavioural considerations.

### 31. Share-Based Payments (Continued)

#### (b) Employees Performance Shares Schemes

Pursuant to the three separate announcements of the Company dated 28 December 2012, the Company introduced and adopted the performance share scheme, executive performance share scheme and deferred annual bonus scheme (collectively referred as the "Employees Performance Shares Schemes") for the primary purpose of driving success and growth in the shareholder value of the Group and creating long-term value for the eligible employees of the Group. A trustee, as an independent third party, is appointed by the Company for the administration of the Employees Performance Share Schemes. The trustee shall purchase the shares ("Scheme Shares") to be awarded to the eligible employees by way of either share allotment or acquisition from the market out of cash contributed by the Company. The trustee shall hold the Scheme Shares and the related income derived from the relevant Scheme Shares (the "Related Income") in trust until they are vested to the eligible employees in accordance to the rules as set forth under the Employees Performance Shares Schemes and the trust deeds.

The Scheme Shares would be vested over a period of three years commencing from the first calendar day of the year in which the grant is made. The unvested Scheme Shares and the Related Income granted to the eligible employees shall automatically lapse upon the resignation of the employees.

The aggregate number of the Company's shares which may be granted to the employees of the Group (including the eligible employees) under the Employee Performance Shares Schemes together with other share schemes is not permitted to exceed 10% of the total issued share capital of the Company from time to time. The maximum number of Company's shares which may be vested in an employee of the Group (including the eligible employees) under the Employees Performance Shares Schemes together with other share schemes shall not exceed 1% of the total issued share capital of the Company from time to time.

The grant of the Scheme Shares and the number of Scheme Shares awarded or to be awarded to each eligible employee under the performance share scheme and executive performance share scheme shall be determined annually at the sole and absolute discretion of UEPL, considering inter alia but not exclusively the individual performance rating achieved by the eligible employees. The eligible employees will be assessed in each year starting from 1 January to 31 December (the "Assessment Year") and if any Scheme Shares are to be granted under the performance share scheme and executive performance share scheme, the Scheme Shares will be granted in the following year.

The grant of the Scheme Shares under the deferred annual bonus scheme and the number of Scheme Shares awarded or to be awarded to each eligible employee shall be determined annually based on the results of the variable pay plan (the "VPP") and the rewards of the performance unit in the corresponding Assessment Year. The VPP refers to an annual cash bonus scheme and rewards subject to the annual business of the UEPL and the individual performance of the eligible employees. Each eligible employee who is entitled to any cash bonus under the VPP in the Assessment Year shall automatically be entitled to a grant of the Scheme Shares under the deferred annual bonus scheme. The eligible employees will be assessed in each Assessment Year and if any Scheme Shares are to be granted under the deferred annual bonus scheme, the Scheme Shares will be granted in the following year.

## Notes to the Financial Statements (Continued)

For the year ended 31 December 2013

### 31. Share-Based Payments (Continued)

#### (b) Employees Performance Shares Schemes (Continued)

Fair value of the Scheme Shares at the grant date is determined with reference to the closing market price of the Company's ordinary share at the date of grant. The Group recognised the total expenses of approximately HK\$3,296,000 (2012: HK\$1,387,000) for the year ended 31 December 2013 in relation to the Employees Performance Share Schemes.

Subject to any early termination as may be determined by the board of the directors of the Company (the "Board") pursuant to the scheme rules, the Employees Performance Shares Schemes shall be valid and effective for a term of ten years commencing from 28 December 2012.

No Scheme Shares were vested during the year. Movements in the number of Scheme Shares granted under the Employees Performance Shares Schemes during the year are as follows:

Name of the scheme	Date of grant	Fair value per share	Number of Scheme Shares			Vesting period
			Outstanding as at 1 January 2013	Granted during the year	Outstanding as at 31 December 2013	
Performance share scheme	2 January 2012	HK\$1.31	988,750	-	988,750	2 January 2012 to 1 January 2015
Executive performance share scheme	2 January 2012	HK\$1.31	1,301,334	-	1,301,334	2 January 2012 to 1 January 2015
Deferred annual bonus scheme	2 January 2012	HK\$1.31	889,198	-	889,198	2 January 2012 to 1 January 2015
Performance share scheme	2 January 2013	HK\$1.41	-	1,530,058	1,530,058	2 January 2013 to 1 January 2016
Executive performance share scheme	2 January 2013	HK\$1.41	-	1,232,317	1,232,317	2 January 2013 to 1 January 2016
Deferred annual bonus scheme	2 January 2013	HK\$1.41	-	1,310,452	1,310,452	2 January 2013 to 1 January 2016
			3,179,282	4,072,827	7,252,109	

### 31. Share-Based Payments (Continued)

#### (c) Shares Match Scheme

Pursuant to the announcement of the Company dated 16 September 2011, the Company adopted the share match scheme with the objective to provide the employees in Pakistan with incentives in order to retain them for the continual operation and development of the Group in Pakistan and to attract suitable personnel for the growth and further development of the Group.

UEPL will issue an invitation letter to each of the eligible employees inviting them to enroll and participate in the share match scheme. Each participated eligible employee may indicate in the prescribed form to determine the sum of money contributing to the scheme (the "Employee Contribution Amount") applicable to the coming scheme year starting from 1 September to 31 August (the "Scheme Year of Share Match Scheme"). The Company would also contribute its resources equivalent to the sum of the Employee Contribution Amount to the scheme (the "Employer Contribution Amount").

For the purpose of the scheme, UEPL will refer to the closing price of the Company's share as at the first calendar day of the Scheme Year of Share Match Scheme (the "Reference Date") as reference price for ascertaining the number of the shares to which all the eligible employees are entitled (the "Ascertained Scheme Shares") given the payment of the total sum of the Employee Contribution Amount and the Employer Contribution Amount (the "Ascertained Scheme Shares in Aggregate").

The Company shall cause to be paid the aggregate sum of the Employee Contribution Amount and the Employer Contribution Amount of each of the eligible employee and the related acquisition expenses to the trustee for the acquisition of the Ascertained Scheme Shares in Aggregate. A trustee, as an independent third party, is appointed by the Company for the administration of the share match scheme. The trustee shall purchase the Ascertained Scheme Shares to be awarded to the eligible employees by way of share allotment or otherwise subject to and in accordance with the listing rule of the Stock Exchange of Hong Kong Limited. The trustee shall hold the Ascertained Scheme Shares in trust until they are vested to the eligible employees in accordance to the rules of the share match scheme and the trust deed.

The Ascertained Scheme Shares from the Employer Contribution Amount would be vested over a period of three years in accordance with the timetable and conditions as imposed by the Board at its absolute direction, provided that the eligible employee remains under the employment of UEPL at all times after the Reference Date and on the relevant vesting date.

## Notes to the Financial Statements (Continued)

For the year ended 31 December 2013

### 31. Share-Based Payments (Continued)

#### (c) Shares Match Scheme (Continued)

The aggregate number of the Company's shares which may be granted to the employees of the Group (including the eligible employees) under the share match scheme together with other share schemes is not permitted to exceed 10% of the total issued share capital of the Company from time to time. The maximum number of Company's shares which may be vested in an employee of the Group (including the eligible employees) under the share match scheme together with other share schemes shall not exceed 1% of the total issued share capital of the Company from time to time.

Subject to any early termination as may be determined by the Board pursuant to the scheme rules, the shares match scheme shall be valid and effective for a term of ten years commencing from 1 September 2011.

Fair value of the Ascertained Scheme Shares at the grant date is determined with reference to the closing market price of the Company's ordinary share as at the date of grant. The Group recognised the total expenses of approximately HK\$1,823,000 (2012: HK\$1,531,000) for the year ended 31 December 2013 in relation to the share match scheme.

Movements in the number of Ascertained Scheme Shares from the Employer Contribution Amount granted under the share match scheme during the year are as follows:

Date of grant	Fair value per share	Number of Ascertained Scheme Shares from the Employer Contribution Amount				Outstanding as at 31 December 2013	Vesting period
		Outstanding as at 1 January 2013	Granted during the year	Vested during the year	Lapsed during the year		
1 September 2011	HK\$0.82	3,014,025	-	(1,130,647)	(316,769)	1,566,609	1 September 2011 to 31 August 2014
3 September 2012	HK\$1.17	2,310,069	-	(251,049)	(137,981)	1,921,039	3 September 2012 to 2 September 2015
2 September 2013	HK\$1.17	-	2,545,578	-	-	2,545,578	2 September 2013 to 1 September 2016
		5,324,094	2,545,578	(1,381,696)	(454,750)	6,033,226	

### 32. Unlisted Warrants

On 19 July 2010, the Company entered into service agreements (the "Service Agreements") with Joy Wealth International Limited and Tung Tai Asset Management Limited (the "Consultants"), to engage them as consultants of the Company for the provision of business development, strategies and advisory services including seeking suitable energy projects for the development or diversification of the business of the Company and suitable business partners/investors for the Company for fund raising projects. Under each of the Service Agreements with the Consultants, the Company agreed to issue to each of them 500,000,000 units of unlisted warrants shares (the "Unlisted Warrants") at the price of HK\$0.8 per share. The aggregate amounts of Unlisted Warrants to be issued by the Company to both Consultants are HK\$800,000,000. The Service Agreements shall come into force from the date of the issue of the Unlisted Warrants and shall continue for a period of twenty-four months therefrom. Details are set out in the Company's announcement dated 19 July 2010.

The issue of the Unlisted Warrants is an equity-settled transaction given that the Company granted Unlisted Warrants as consideration for services rendered by the Consultants. All the Unlisted Warrants will be settled in equity. The recognition and measurement of the issue of the Unlisted Warrants should follow HKFRS 2 "Share-based Payment".

The exercisable period of the Unlisted Warrants of the Company is as follows:

Date of grant	Exercise period	Exercise price HK\$
19 July 2010	26 July 2010–25 July 2012	0.8

If the Unlisted Warrants remain unexercised after a period of 2 years from the date of grant, the warrants expire. Unlisted Warrants ceased if the Service Agreements are terminated before the Unlisted Warrants are exercised.

Details of the Unlisted Warrants outstanding during the year are as follows:

	2013		2012	
	Number of Unlisted Warrants	Weighted average exercise price HK\$	Number of Unlisted Warrants	Weighted average exercise price HK\$
Outstanding at the beginning of the year	-	-	500,000,000	0.8
Exercised during the year	-	-	(250,000,000)	(0.8)
Expired during the year	-	-	(250,000,000)	(0.8)
Outstanding at the end of the year	-	-	-	-
Exercisable at the end of the year	-	-	-	-



## Notes to the Financial Statements (Continued)

For the year ended 31 December 2013

### 32. Unlisted Warrants (Continued)

In the opinion of the directors, the fair value of the services provided by the Consultants cannot be reasonably estimated. Therefore, the fair value of the services is measured by reference to the fair value of the Unlisted Warrants. The fair value of the Unlisted Warrants is calculated using the Binomial Model. The inputs into the model were as follows:

Spot price	HK\$0.560
Exercise price	HK\$0.800
Risk-free rate	0.507%
Expected life	2 years
Expected price volatility	79.29%

Expected price volatility was determined by calculating the historical volatility of the Company's share price over the past 2 years. The expected life represents the effective life of the Unlisted Warrants estimated from the expected exercising time frame.

On 31 July 2012, 250,000,000 Unlisted Warrants were exercised and converted into shares of the Company.

### 33. Notes to the Consolidated Statement of Cash Flows

#### Acquisition of a business

On 31 December 2012, the Group acquired 100% issued share capital of Oasis Natural Energy, Inc. (the "Oasis") and the shareholder's loan owned by the Oasis for a cash consideration of approximately HK\$287,274,000 (equivalent to US\$36,830,000). Oasis is an investment holding company which holds entire issued share capital of BowEnergy Resources (Pakistan) SRL ("BowEnergy"). BowEnergy holds 26.32% working interest in the licence in the areas under the Mirpur Khas and Khipro Concessions ("MKK Concessions") and 19.74% working interest in the lease in the areas under the MKK Concessions and 40% working interests in Sakhi Sarwar Concession.

The Group owned 68.42% working interest in the licence in the areas under the MKK Concessions and 51.31% working interest in the lease in the areas under the MKK Concessions upon the completion of the acquisition on 16 September 2011. After the completion of the acquisition of the Oasis, the Group owned a total 94.74% working interest in the licence in the areas under MKK Concessions and 71.05% working interest in the lease in the areas under the MKK Concessions. The acquisition is for the purpose of facilitating the implementation of the Group's business plan in respect of the MKK Concessions.

**33. Notes to the Consolidated Statement of Cash Flows (Continued)****Acquisition of a business (Continued)**

The fair value of the identifiable assets and liabilities of the business acquired as at its date of acquisition is as follows:

	<b>HK\$'000 (Restated)</b>
Net assets acquired:	
Property, plant and equipment	<b>261,635</b>
Intangible assets	<b>430,794</b>
Inventories	<b>5,201</b>
Trade and other receivables	<b>20,988</b>
Current tax assets	<b>10,042</b>
Bank and cash balances	<b>6,729</b>
Other payables	<b>(102,050)</b>
Provisions	<b>(20,962)</b>
Deferred tax liabilities	<b>(247,566)</b>
<b>Total net assets</b>	<b>364,811</b>
Gain on bargain purchase (note 8)	<b>(77,537)</b>
<b>Total cash consideration</b>	<b>287,274</b>
Net cash outflow arising on acquisition:	
Total cash consideration	<b>287,274</b>
Cash and cash equivalents acquired	<b>(6,729)</b>
	<b>280,545</b>

The Group recognised a gain on bargain purchase of HK\$77,537,000 in the business combination which is mainly attributable to the increase of fair value in the intangible assets due to the increase of crude oil and gas reserves resulting from the exploration works during the period from the date at which the purchase contract was agreed upon to the completion date.

The business neither contributed to the Group's turnover nor profit for the period between the date of acquisition and the end of the reporting period.

If the acquisition had been completed on 1 January 2012, total Group's turnover for the year would have been HK\$3,313,904,000, and profit for the year would have been HK\$795,684,000. The proforma information is for illustrative purposes only and is not necessarily an indication of the turnover and results of operations of the Group that actually would have been achieved had the acquisition been completed on 1 January 2012, nor is intended to be a projection of future results.

## Notes to the Financial Statements (Continued)

For the year ended 31 December 2013

### 34. Related Party Transactions

#### (a) Name and relationship with related parties:

Name of the related party	Relationship
東方集團實業股份有限公司 (Orient Group Industrial Holdings Company Limited ("Orient Group Industrial"))#	Mr. Zhang Hong Wei is the ultimate controlling party and authorised representative of Orient Group Industrial
東方集團能源投資控股有限公司 (Orient Group Energy Investment Holdings Company Limited ("Orient Group Energy"))#	Mr. Zhang Hong Wei is the ultimate controlling party and authorised representative of Orient Group Energy

# The English translation of the company names is for reference only. The official names of these companies are in Chinese.

#### (b) Transactions with related parties

In addition to those related party transactions and balances disclosed elsewhere in the financial statements, the Group had the following transactions with its related parties during the year:

	2013 HK\$'000	2012 HK\$'000
Rental expenses paid to Orient Group Energy for rental of office equipment	262	129

- (c) Orient Group Industrial has provided counter guarantees and corporate guarantees in favour of the Group against the bank loans made to the Group totalling HK\$5,032,587,000 at 31 December 2013 (2012: HK\$4,999,904,000).

### 35. Contingent Liabilities

For the years ended 31 December 2013 and 2012, the Company issued various unlimited corporate guarantees in favour of the President of the Islamic Republic of Pakistan and certain joint venturers of the Group, as guarantee to provide UEPL with all necessary financial and other means to enable UEPL to fully perform its obligations as stipulated in the concession agreements.

At the end of the reporting period, the Company has issued an unlimited cross guarantee to a bank in respect of a banking facility granted to a subsidiary of the Company, UEG (HK). At the end of the reporting period, the directors do not consider it probable that a claim will be made against the Company under the above guarantee. The maximum liability of the Company at the end of the reporting period is the amount of bank loans drawn under the cross guarantee at that date of HK\$4,836,000,000 (2012: HK\$4,914,000,000).

**36. Capital Commitments**

The Group's capital commitments at the end of reporting periods are as follows:

	<b>2013</b>	2012
	<b>HK\$'000</b>	HK\$'000
Contracted but not provided for:		
Acquisition of property, plant and equipment	<b>20,884</b>	12,326
Commitments for capital expenditure	<b>645,490</b>	1,311,999
	<b>666,374</b>	1,324,325

Commitments for capital expenditure include minimum expenditure required under various petroleum concession agreements and production sharing agreements in Pakistan.

**37. Operating Lease Commitments****The Group as lessee**

At the end of reporting periods the total future minimum lease payments under non-cancellable operating leases are payable as follows:

	<b>2013</b>	2012
	<b>HK\$'000</b>	HK\$'000
Within one year	<b>21,907</b>	15,486
In the second to fifth years inclusive	<b>58,883</b>	39,831
After five years	<b>443</b>	3,433
	<b>81,233</b>	58,750

Operating lease payments represent rentals payable by the Group for certain of its offices, staff quarters, motor vehicles and plant and machinery. Leases are negotiated for an average term of 3.73 years (2012: 3.86 years) and rentals are fixed over the lease terms and do not include contingent rentals.

**The Group as lessor**

At the end of reporting periods the total future minimum lease payments under non-cancellable operating leases are receivable as follows:

	<b>2013</b>	2012
	<b>HK\$'000</b>	HK\$'000
Within one year	<b>276</b>	267
In the second to fifth years inclusive	<b>–</b>	267
	<b>276</b>	534

## 38. Retirement Benefits Scheme

### Hong Kong

The Group participates in the mandatory provident fund scheme (the "MPF Scheme") established under the MPF Scheme Ordinance. The assets of the MPF Scheme are held separately from those of the Group in funds under the control of an independent trustee. Under the rules of the MPF Scheme, the employer and its employees are each required to make contributions to the scheme at rates specified in the rules. The only obligation of the Group with respect to the MPF Scheme is to make the required contributions under the scheme. No forfeited contributions are available to reduce contributions payable in future years.

The Group's contribution under the MPF Scheme for the year ended 31 December 2013 amounted to approximately HK\$136,000 (2012: HK\$127,000).

### PRC

According to the relevant laws and regulations in the PRC, the Group's subsidiaries in the PRC are required to contribute a specified percentage of the payroll of their employees to the retirement benefits schemes to fund the retirement benefits of their employees. The only obligation of the Group with respect to the retirement benefits schemes is to make the required contributions under the respective schemes.

The Group's contribution under the respective schemes for the year ended 31 December 2013 amounted to approximately HK\$5,217,000 (2012: HK\$3,387,000).

### Pakistan

#### (a) Funded Gratuity Scheme

According to the Income Tax Ordinance in Pakistan, a defined contribution gratuity fund is being maintained for all permanent employees, established under a Trust Deed. Contributions to the fund are as per Trust Deed, based on each individual employee's salary, number of years of service and contribution rate applicable to the employee's level or grade.

The Group's contribution under the scheme for the year ended 31 December 2013 amounted to approximately HK\$30,964,000 (2012: HK\$18,468,000).

#### (b) Contributory Provident Fund

A defined contribution provident fund is being maintained for all permanent employees in Pakistan. Monthly contributions are made to the fund both by the Group and the employees at the rate of 10% of basic salary. The only obligation of the Group with respect to the contributory provident fund is to make the required contributions under the scheme.

The Group's contribution under the scheme for the year ended 31 December 2013 amounted to approximately HK\$8,554,000 (2012: HK\$6,130,000).

**39. Subsidiaries**

Particulars of the subsidiaries as at 31 December 2013 are as follows:

Name	Place of incorporation/ registration	Issued and fully paid share capital/ registration capital	Group's effective interest	Proportion of ownership interest		Principal activities
				Held by the Company	Held by subsidiaries	
Fine Profit Corporation Limited	Hong Kong	HK\$10,000	100%	100%	–	Provision of administrative services
UEG (HK)	Hong Kong	HK\$100	100%	100%	–	Investment holding
United Energy International Finance Limited	Hong Kong	HK\$1	100%	100%	–	Dormant
United Energy Technology (China) Company Limited# (note a)	PRC	US\$9,245,500	100%	–	100%	Dormant
Universe Oil & Gas (China) LLC (note a)	PRC	US\$10,000,000	70%	–	100%	Engaged in provision of patented technology support services to oilfields
United Petroleum & Natural Gas (Panjin) Limited# (note a)	PRC	RMB50,000,000	100%	–	100%	Provision of group financing supporting services
United Petroleum	British Virgin Islands	US\$50,000	100%	100%	–	Production of crude oil in the PRC
UEIIL	British Virgin Islands	US\$1	100%	100%	–	Investment holding
Merry Year Investments Limited	British Virgin Islands	US\$100	100%	100%	–	Investment holding
Universe Energy International Investments Limited	British Virgin Islands	US\$100	70%	–	70%	Investment holding
Gold Trade Group Limited	British Virgin Islands	US\$10	100%	100%	–	Investment holding
Oasis	Republic of Panama	US\$10,000	100%	–	100%	Investment holding

## Notes to the Financial Statements (Continued)

For the year ended 31 December 2013

### 39. Subsidiaries (Continued)

Name	Place of incorporation/ registration	Issued and fully paid share capital/ registration capital	Group's effective interest	Proportion of ownership interest		Principal activities
				Held by the Company	Held by subsidiaries	
BowEnergy	Barbados	US\$9,775,568	100%	–	100%	Engaged in activities relating to the exploration and production of crude oil and natural gas in Pakistan
UEPHL	Mauritius	US\$1	100%	100%	–	Investment holding
UEPL	Mauritius	US\$1	100%	–	100%	Engaged in activities relating to the exploration and production of crude oil and natural gas in Pakistan
GTI	Mauritius	US\$1	100%	–	100%	Provision of group financing supporting services
Super Success International Holdings Limited	Mauritius	US\$1	100%	100%	–	Investment holding
Super Success Investments Limited	Mauritius	US\$1	100%	–	100%	Dormant

Note a: Wholly foreign owned enterprise established in the PRC in accordance with relevant laws and regulations.

# The English translation of the company names is for reference only. The official names of these companies are in Chinese.

**40. Joint Operations**

As at 31 December 2013, the particulars of the joint arrangements of the Group, all of which are not structured through separate vehicles, are set out as follows:

Name	Place of business	Proportion of participating interest held by the Group		Principal activities
		2013	2012	
Badin I	Pakistan	<b>100%</b>	100%	Exploration and production of crude oil and natural gas
Badin II	Pakistan	<b>51%</b>	51%	Exploration and production of crude oil and natural gas
Badin II Revised	Pakistan	<b>76%</b>	76%	Exploration and production of crude oil and natural gas
Badin III	Pakistan	<b>60%</b>	60%	Exploration and production of crude oil and natural gas
Mehran	Pakistan	<b>75%</b>	75%	Exploration and production of crude oil and natural gas
Mirpurkhas	Pakistan			Exploration and production of crude oil and natural gas
– exploration		<b>95%</b>	90%	
– development and production		<b>75%</b>	71.05%	
Khipro	Pakistan			Exploration and production of crude oil and natural gas
– exploration		<b>95%</b>	90%	
– development and production		<b>75%</b>	71.05%	
Offshore Block "U"	Pakistan	<b>72.50%</b>	72.50%	Exploration of crude oil and natural gas
Offshore Block "S"	Pakistan	<b>50%</b>	50%	Exploration of crude oil and natural gas
Offshore Block "G"	Pakistan	<b>25%</b>	25%	Exploration of crude oil and natural gas
Offshore Block "V" (Surrendered on 13 February 2013)	Pakistan	–	72.50%	Exploration of crude oil and natural gas
Offshore Block "W" (Surrendered on 13 February 2013)	Pakistan	–	80%	Exploration of crude oil and natural gas
Digri	Pakistan	<b>75%</b>	75%	Exploration of crude oil and natural gas
Sanghar South	Pakistan	<b>100%</b>	100%	Exploration of crude oil and natural gas
Gaosheng Block	PRC			Production of incremental crude oil
– development capital expenditure share		<b>70%</b>	70%	
– incremental operating expenditure share		<b>60%</b>	60%	
– incremental oil share		<b>60%</b>	60%	

**41. Comparative Figures**

Certain comparative figures have been restated to conform to the current year's presentation. The changes included the reclassification of spare parts previously classified under inventories to property, plant and equipment. The new classification of the accounting items was considered to provide a more appropriate presentation of the state of affairs of the Group.

**42. Approval of Financial Statements**

The financial statements were approved and authorised for issue by the Board of Directors on 19 March 2014.



# FINANCIAL SUMMARY

## RESULTS

	Year ended 31 December				For the
	2013 HK\$'000	2012 HK\$'000	2011 HK\$'000	2010 HK\$'000	nine months 31 December 2009 HK\$'000 (Restated)
Turnover	<b>4,787,556</b>	3,213,793	876,825	22,373	25,357
Profit before tax	<b>1,200,318</b>	683,647	272,527	289,267	327,819
Income tax (expense)/credit	<b>(27,128)</b>	109,864	242,115	(146,003)	(98,791)
Profit for the year/period from continuing operations	<b>1,173,190</b>	793,511	514,642	143,264	229,028
(Loss)/profit for the year/period from discontinued operations	-	-	-	(41,196)	10,948
Profit for the year/period	<b>1,173,190</b>	793,511	514,642	102,068	239,976
Attributable to:					
Owners of the Company	<b>1,215,211</b>	786,412	531,885	112,256	237,060
Non-controlling interests	<b>(42,021)</b>	7,099	(17,243)	(10,188)	2,916
	<b>1,173,190</b>	793,511	514,642	102,068	239,976
	As at 31 December				
	2013 HK\$'000	2012 HK\$'000	2011 HK\$'000	2010 HK\$'000	2009 HK\$'000 (Restated)
Total Assets	<b>16,756,548</b>	14,811,860	13,372,330	6,861,514	6,334,982
Total Liabilities	<b>(8,773,617)</b>	(8,035,047)	(7,288,843)	(1,338,438)	(991,553)
Net Assets	<b>7,982,931</b>	6,776,813	6,083,487	5,523,076	5,343,429
Equity attributable to owners of the Company	<b>7,930,771</b>	6,685,135	5,686,347	5,125,420	5,047,845
Non-controlling interests	<b>52,160</b>	91,678	397,140	397,656	295,584
Total equity	<b>7,982,931</b>	6,776,813	6,083,487	5,523,076	5,343,429



**UEG**

聯合能源

**聯合能源集團有限公司**  
**UNITED ENERGY GROUP LIMITED**



**Annual  
Report  
2013**