

Café de Coral Holdings Limited

大家樂集團有限公司

(Incorporated in Bermuda with limited liability)

(於百慕達註冊成立之有限公司) Stock Code 股份代號 : 341

2014 Annual Report 年報



Sustainable business
with people
at heart
以人為本 持續發展

| | | |
|--|-----|-----------------|
| Corporate Information | 2 | 公司資料 |
| Financial Highlights and Calendar | 4 | 財務概要及財務日誌 |
| Chairman’s Message | 5 | 主席獻辭 |
| Business Highlights | 8 | 業務撮要 |
| CEO’s Report | 10 | 首席執行官報告 |
| Directors and Senior Management | 22 | 董事及高級管理人員 |
| Corporate Governance Report | 29 | 企業管治報告 |
| Directors’ Report | 50 | 董事局報告 |
| Independent Auditor’s Report | 77 | 獨立核數師報告 |
| Consolidated Statement of Financial Position | 80 | 綜合財務狀況表 |
| Statement of Financial Position | 82 | 財務狀況表 |
| Consolidated Income Statement – By Function of Expense | 83 | 綜合損益表 – 按費用功能分類 |
| Consolidated Statement of Comprehensive Income | 84 | 綜合全面收入報表 |
| Consolidated Statement of Changes in Equity | 85 | 綜合權益變動表 |
| Consolidated Statement of Cash Flows | 87 | 綜合現金流量表 |
| Notes to the Consolidated Financial Statements | 88 | 綜合財務報表附註 |
| Principal Properties Held for Investment Purposes | 201 | 主要投資物業 |
| Five-Year Financial Summary | 202 | 五年財務概要 |

Corporate Information

公司資料

Board of Directors

Executive Directors

Mr. Lo Hoi Kwong, Sunny (*Chief Executive Officer*)

Ms. Lo Pik Ling, Anita

Mr. Lo Tak Shing, Peter

Non-executive Directors

Mr. Chan Yue Kwong, Michael (*Chairman*)

Mr. Lo Ming Shing, Ian

Mr. Hui Tung Wah, Samuel

Independent Non-executive Directors

Mr. Choi Ngai Min, Michael

Mr. Li Kwok Sing, Aubrey

Mr. Kwok Lam Kwong, Larry

Mr. Au Siu Cheung, Albert

Nomination Committee

Mr. Li Kwok Sing, Aubrey (*Chairman*)

Mr. Choi Ngai Min, Michael

Mr. Kwok Lam Kwong, Larry

Mr. Lo Hoi Kwong, Sunny

Mr. Lo Ming Shing, Ian

Remuneration Committee

Mr. Choi Ngai Min, Michael (*Chairman*)

Mr. Li Kwok Sing, Aubrey

Mr. Kwok Lam Kwong, Larry

Audit Committee

Mr. Au Siu Cheung, Albert (*Chairman*)

Mr. Kwok Lam Kwong, Larry

Mr. Choi Ngai Min, Michael

Mr. Li Kwok Sing, Aubrey

Company Secretaries

Ms. Vera Leung

Ms. Lee Hung

董事局

執行董事

羅開光先生 (*首席執行官*)

羅碧靈女士

羅德承先生

非執行董事

陳裕光先生 (*主席*)

羅名承先生

許棟華先生

獨立非執行董事

蔡涯棉先生

李國星先生

郭琳廣先生

區嘯翔先生

提名委員會

李國星先生 (*主席*)

蔡涯棉先生

郭琳廣先生

羅開光先生

羅名承先生

薪酬委員會

蔡涯棉先生 (*主席*)

李國星先生

郭琳廣先生

審核委員會

區嘯翔先生 (*主席*)

郭琳廣先生

蔡涯棉先生

李國星先生

公司秘書

梁慧寶女士

李紅女士

Registered Office

Canon's Court
22 Victoria Street
Hamilton HM12, Bermuda

Head Office

10th Floor, Café de Coral Centre
5 Wo Shui Street, Fo Tan
Shatin, New Territories, Hong Kong

Auditor

PricewaterhouseCoopers

Solicitor

Mayer Brown JSM

Principal Bankers

Bank of China (Hong Kong) Limited
The Bank of Tokyo-Mitsubishi UFJ, Ltd.
China Construction Bank (Asia) Corporation Limited
The Hongkong and Shanghai Banking Corporation Limited
Mizuho Bank, Ltd.
Standard Chartered Bank (Hong Kong) Limited

Bermuda Share Registrar

MUFG Fund Services (Bermuda) Limited

Hong Kong Branch Share Registrar

Computershare Hong Kong Investor Services Limited

Share Listing

Listed on the Main Board of
The Stock Exchange of Hong Kong Limited
Stock Code: 341

Website

<http://www.cafedecoral.com>

註冊辦事處

Canon's Court
22 Victoria Street
Hamilton HM12, Bermuda

總辦事處

香港新界沙田
火炭禾穗街五號
大家樂中心十樓

核數師

羅兵咸永道會計師事務所

律師

孖士打律師行

主要往來銀行

中國銀行(香港)有限公司
三菱東京UFJ銀行
中國建設銀行(亞洲)股份有限公司
香港上海匯豐銀行有限公司
瑞穗銀行
渣打銀行(香港)有限公司

百慕達股票登記過戶處

MUFG Fund Services (Bermuda) Limited

股票登記過戶處香港分處

香港中央證券登記有限公司

股份上市

在香港聯合交易所有限公司主板上市

股份代號：341

網址

<http://www.cafedecoral.com>

Financial Highlights and Calendar

財務概要及財務日誌

Financial Highlights 財務概要

| Year ended 31 March 截至三月三十一日止年度 | | 2014 二零一四年 HK\$'000 千港元 | 2013 二零一三年 HK\$'000 千港元 (Restated) (重列) | Change 變動 % 百分比 |
|--|--------------|----------------------------------|--|--------------------------|
| Revenue | 收益 | 6,990,463 | 6,394,089 | 9.3% |
| Profit attributable to equity holders of the Company | 本公司股權持有人應佔溢利 | 581,196 | 539,963 | 7.6% |
| Total assets | 資產總值 | 4,567,700 | 4,413,738 | 3.5% |
| Net assets | 資產淨值 | 3,732,555 | 3,551,645 | 5.1% |
| Basic earnings per share | 每股基本溢利 | HK\$1.01 港元 | HK\$0.94 港元 | 7.4% |
| Interim and final dividends per share | 每股中期及末期股息 | HK68 cents 港仙 | HK65 cents 港仙 | 4.6% |
| Special dividend per share | 每股特別股息 | – | HK25 cents 港仙 | N/A 不適用 |
| Net assets per share | 每股資產淨值 | HK\$6.47 港元 | HK\$6.19 港元 | 4.5% |

Financial Calendar 財務日誌

| | |
|---|--|
| Announcement of Interim Results 中期業績公佈 | 29 November 2013 二零一三年十一月二十九日 |
| Announcement of Annual Results 全年業績公佈 | 24 June 2014 二零一四年六月二十四日 |
| Dividends 股息 | Interim: HK17 cents per share paid on 30 December 2013 Final: HK51 cents per share payable on 25 September 2014 中期股息：每股17港仙，已於二零一三年十二月三十日派付 末期股息：每股51港仙，於二零一四年九月二十五日派付 |
| Annual General Meeting (“AGM”) 股東周年大會 | 11 September 2014 二零一四年九月十一日 |
| Closure of Register of Members 股票暫停過戶 | 8 September 2014 to 11 September 2014 (both days inclusive) (for determining eligibility to attend and vote at the AGM) 17 September 2014 (for determining entitlement to the final dividend) 二零一四年九月八日至二零一四年九月十一日(首尾兩天包括在內) (以確定出席及於股東周年大會投票的資格) 二零一四年九月十七日 (以確定收取末期股息的資格) |

Chairman's Message

主席獻辭

I am delighted to report that Café de Coral, which has celebrated its 45th anniversary, experienced a successful and productive year in 2013. Our sustainable development strategy remained on track, and we made good progress with steady growth in our business performance.

During the year, we continued to refine our new Five-Year Plan, the fifth since we began strategic planning in the early 90s. The strategic planning process is especially critical for us as we embark on a new phase of growth. With a strong and solid foundation in Hong Kong, we are now gearing up for expansion in the Greater China and reinforcing our market leadership position through a multi-branding strategy based on organic and inorganic growth.

Our multi-branding strategy was initiated as early as 1991 with the acquisition of The Spaghetti House and the establishment of Asia Pacific Catering. Other brands were added soon after, such as Super Super Congee & Noodles, Oliver's Super Sandwiches and Luncheon Star. We diversified because as our society becomes more affluent, customer profiles have become increasingly segmented into niche markets. By broadening our restaurant portfolio, we have been able to satisfy different customer segments in the market while giving landlords more to choose from in our portfolio.

大家樂集團在二零一三年慶祝成立四十五周年之際，本人欣然匯報，集團在年度內成果豐碩。集團正繼續朝著持續發展策略所訂之軌跡邁進，業務表現亦穩定增長，取得良好的進展。

集團自九十年代初已進行策略性規劃，在年度內我們繼續優化第五個五年計劃。適值集團的發展邁向另一新里程，策略性規劃尤其關鍵。憑藉我們在香港強大穩固的根基，透過內部增長、併購及多品牌策略，不單鞏固自身的市場領導地位，更為進一步拓展大中華市場作好準備。

集團早於一九九一年推展多品牌策略，當時收購了意粉屋及成立泛亞飲食，而其他品牌如一粥麵、Oliver's Super Sandwiches及活力午餐等亦相繼加入。隨著社會日趨豐裕、市場客群漸趨精細化，我們推出多元化的產品及餐廳組合，不單能滿足市場上不同顧客的需要，亦為業主帶來更多的餐飲品牌選擇。



Chairman's Message

主席獻辭

It is with much gratification and cause for celebration that we have laid a solid foundation and sustainable platform for the future. Since we went public in 1986, the Group has transformed from a small enterprise into an organisation whose scale and complexity would probably have seemed unthinkable in the early years. I am glad to have played a significant leadership role in this journey.

In our next Five-Year Plan, we will continue riding on the successful development strategy we have built and will be exploring additional opportunities for diversification, such as partnerships with overseas catering groups. We will also solidify our expansion strategy laid down years ago for the Greater China market, particularly in the Pearl River Delta and the Yangtze River Delta Region.

With growth, however, come challenges. To meet these challenges, it is vital that we strengthen our hardware and software infrastructure, including our major central processing plants both in Hong Kong and Mainland China, and ensure that we have a steady stream of capable management resources for the next five years. As many of our key management staff are now approaching retirement age, developing the next generation of leaders and ensuring an orderly succession of top management will be among our top priorities. This will enable us to transfer our years of experience and knowledge for the sustainable growth of our Company.

Even more importantly, in the next five years we will be instituting a more rigorous and comprehensive system of corporate governance. To that end, we have established a Board Charter that sets corporate governance standards for our Board and management. We have also been working with an independent consulting firm to evaluate the Board's performance as a whole, as well as to benchmark our practices on environmental and social responsibilities against industry best practices.

大家樂集團自一九八六年上市，已由一家小企業，蛻變成一間具規模及業務廣闊的集團，為未來建立了一個穩固的根基和可持續發展的平台，實非早年時所能想像。能在過程當中擔當掌舵角色，本人深感榮幸。

在新的五年計劃中，我們將延續集團所建立的成功發展策略，並會緊握其他商機，例如與海外餐飲集團合作，進一步擴大業務範圍。我們亦會進一步落實已推行多年的大中華市場擴展策略，尤以珠江及長江三角洲為主。

挑戰總是伴隨著增長，要迎接這些挑戰，我們在未來五年必須強化集團硬件及軟件的基礎建設，包括在香港及內地的中央產製中心，及確保集團持續配備所需的管理人才。集團部份管理人員將陸續步入退休年齡，企業傳承計劃尤為重要，以確保經驗及知識的轉移，得以延續我們多年來的持續增長。

更重要的是，集團在未來五年將會建構更嚴格和完備的企業管治系統。我們特此訂立了董事局章程，為集團的董事局及管理層制訂企業管治標準。我們亦協同獨立顧問公司，評定董事局的整體表現，並就集團在環境保護及履行社會責任方面，以業界最佳基準進行評比。

As our Company evolves from a family business into a professionally-managed one, I look forward to continue leading an effective Board. In my role as Chairman, I will help set our strategic direction, embrace issues of sustainability, ensure management continuity, and see that Café de Coral continues its impressive growth as in the past 45 years in order to provide optimal returns for all our shareholders.

Finally, I would like to thank the members of our Board and staff for all their hard work and dedication during the year, as well as our shareholders for their continuing confidence in our Company and vision for the future.

Chan Yue Kwong, Michael

Chairman

Hong Kong, 24 June 2014

我們的集團已由一盤家族生意，發展成由專業團隊管理的業務。本人身為主席，期望繼續領導一個高效的董事局，協助制訂發展方向，致力處理各項可持續發展議題，確保管理層的傳承，以延續大家樂集團過去四十五年的成就，取得驕人的增長，為股東帶來最佳的回報。

最後，對於董事局全人及所有員工在年度內所付出的努力和投入，以及股東對公司未來前景的持續信任，本人謹此致以衷心感謝。

主席

陳裕光

香港，二零一四年六月二十四日

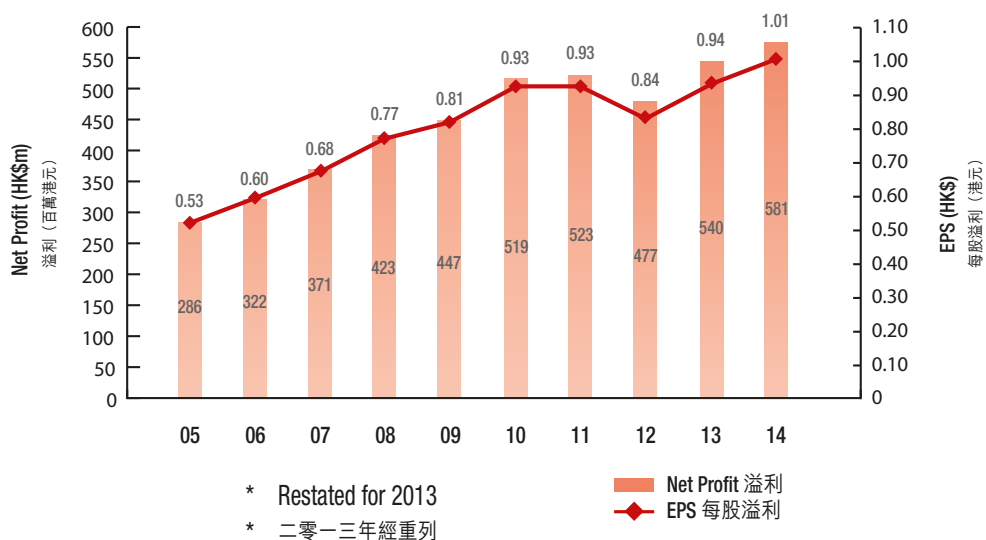
Business Highlights

業務撮要

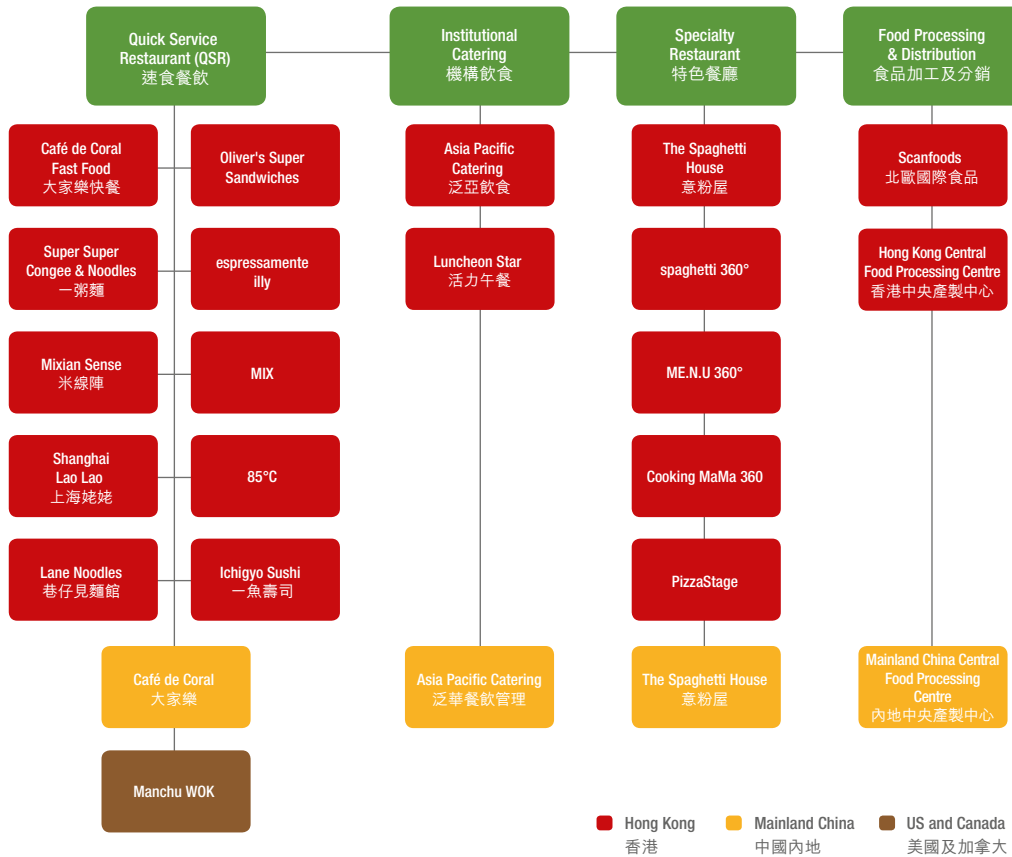
- The Group's results for the year reached a new high despite the difficult business environment.
- Revenue for the year increased by 9%, reaching HK\$6.99 billion.
- Profit attributable to shareholders for the year increased by 8% to HK\$581 million.
- The Board recommends a final dividend of HK51 cents per share, with a total dividend payout ratio of 67.7% for the year.
- The Group is heading towards a new chapter. We have developed a comprehensive strategy and implementation plan that will enable the sustainable growth of the Group.
- 儘管面對嚴峻的經營環境，本集團業績再創新高。
- 全年營業額增長9%，達六十九億九千萬港元。
- 全年股東應佔溢利錄得8%增幅，達五億八千一百萬港元。
- 董事局建議派發末期股息每股51港仙，全年總派息率為67.7%。
- 本集團的發展翻開了新一頁。我們制訂了詳盡的策略及實施計劃，確保集團可持續增長。

Financial Growth Trends
Net Profit & EPS Growth

溢利增長 溢利及每股溢利增長



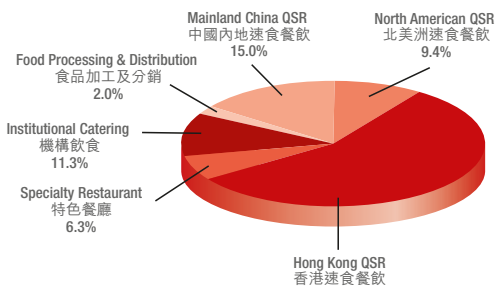
Café de Coral Group Strategic Businesses 大家樂集團策略性業務



Systemwide Sales Distribution (For the year ended 31 March 2014)

銷售分佈

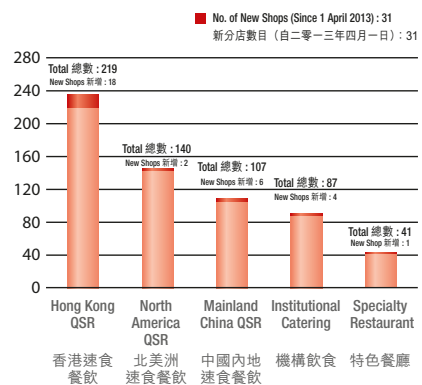
(截至二零一四年三月三十一日止年度)



Total No. of Operating Units: 594 (As of 31 March 2014)

營運單位總數：594

(截至二零一四年三月三十一日)



CEO's Report 首席執行官報告

It is a privilege for me as the Chief Executive Officer to report our Company's results for the 2013/14 financial year.

Last year, we celebrated our 45th anniversary and made a number of significant leaps forward — in our business, in our operations and in our strategic direction. As the Café de Coral Group heads towards a new chapter, we require a holistic roadmap for our business and organisation. We have developed a comprehensive strategy and implementation plan that will enable the sustainable growth of the Group. With our solid foundation and careful planning, we are well positioned to accomplish even more.

Highlights of the Year

I am delighted to report that the Group's 2013/14 results reached a new high with total turnover growing by 9% to HK\$6,990 million and profit attributable to shareholders surging by 8% to HK\$581 million. FY2013/14 earnings per share rose to HK\$1.01, and payment of a final dividend of HK51 cents per share to shareholders for the financial year ended 31 March 2014 has been recommended.

本人以首席執行官之身份，謹此欣然匯報本公司於二零一三／一四年度之業績。

在過去一年，集團慶祝成立四十五周年之同時，在業務、營運及策略等方面作出了多項重要的突破。隨著大家樂集團的發展翻開了新一頁，我們須要為業務及組織制訂全面的路線圖。為確保集團可持續增長，我們制訂了詳盡的策略及實施計劃。憑藉鞏固的根基和謹慎的規劃，我們已準備就緒，以成就更輝煌的未來。

年度業績重點

本人欣然匯報，集團在二零一三／一四年度之業績再創新高，總營業額增長9%，達六十九億九千萬港元，股東應佔溢利攀升8%至五億八千一百萬港元。二零一三／一四財政年度之每股溢利增加至1.01港元，建議向股東派發截至二零一四年三月三十一日止財政年度之末期股息為每股51港仙。



Last year's robust results and business performance did not come easily as our business faced the constant challenges of rising operating costs and labour shortages. The uncertain economic outlook continued to affect customer confidence and spending. In this difficult business environment, we have maintained our competitiveness and market position through disciplined implementation of our management's business efficiency initiatives, process enhancement, corporate governance, team building and sustainability during the past few years.

Key highlights of the year include the following:

- Our key production units in Hong Kong moved to the new Central Food Processing Plant in Tai Po, Hong Kong, following its completion in April 2013.
- Prominent benefits to our organisation and management were seen as a result of the corporate governance enhancement programme undertaken since 2012.
- During the past few years, management has taken major steps to drive organisational efficiency by preparing a succession plan and building a talent pool that caters to the Group's business and growth needs.
- Last year, our management launched a comprehensive Sustainability Programme across all of our operations within the Group to build a strong platform for business growth.

During the year, the management team dedicated itself to designing a long-term growth strategy that maps the Group's direction for the next five years. In this report, I will present the rationale and direction of our growth plan.

I would also like to take this opportunity to congratulate my colleagues from the different business and operational teams on the prizes, awards and other external recognitions they won during the year. These accolades encourage us to do more and achieve even better results.

面對營運成本上升及勞工短缺的持續挑戰，集團去年的穩健業績及表現實在得來不易。不明朗的經濟前景持續影響顧客的信心及消費。在此困難的環境中，數年來我們透過嚴格落實各項政策，包括提高經營效率、優化程序、提昇企業管治、建立團隊及可持續發展等，成功保持競爭力及市場地位。

年內有以下重點項目：

- 隨著位於香港大埔新建的中央產製中心於二零一三年四月落成，集團在香港的主要產製單位已先後遷入。
- 自二零一二年起實行的企業管治提昇計劃已見成效，集團的組織及管理均獲顯著改善。
- 過去數年，管理層就提昇組織效率作了重要安排，包括傳承計劃及配合集團發展需要的人才部署。
- 管理層於去年推出全面的可持續發展計劃，涵蓋集團內所有營運範疇，為業務增長建立堅實的平台。

年內，管理層致力制訂長遠的增長策略，為集團未來五年的發展釐清路向。本人將在此報告內闡釋發展計劃之理念及方向。

集團在年度內獲得多個獎項及認可，本人在此謹向各業務及營運單位的同事表示祝賀。此等榮譽激勵我們繼續努力，爭取更好成績。

CEO's Report

首席執行官報告

5-Year Strategic Growth Plan

The Group's future growth requires proactive planning and meticulous preparation. As the head of our management team, I have taken upon myself, among other duties, our single most important mission — to build a sustainable platform for the Group's continuing growth. After much deliberation and preparation over the past year, the Group completed and adopted our new 5-year growth plan that will commence in FY2014/15.

In crafting every detail of this long-term roadmap for the Group, the team reflected on our business and organisation. Every success achieved and every lesson learnt from our past growth plans have guided us in mapping our future. We see that our success depends on a strong and sustainable organisation and capable team of people, and we have emphasised these in our new growth plan in order to meet our demanding business targets.

Robust Platform: Wall-to-Wall Approach

A strong infrastructure is essential to the success of the Group's growth plan. For this reason, our management launched a comprehensive Sustainability Programme across all operations within the Group during the year. In the programme, we have devised a long-term holistic framework for our business, operations and organisation, including a high-standard corporate governance, effective management, inclusive supply chain management, robust production processes, centralised quality assurance and a customer-oriented approach in our frontline operations. We have also incorporated energy-efficient consumption, sustainable waste management, risk management, transparent internal controls, community engagement and team building. Together, these long-term initiatives will complete our framework for sustainable growth and contribute to the on-going health of the Group.

五年策略發展計劃

集團未來的增長，有賴積極的規劃和細緻的籌備。作為管理團隊之首，我在眾多責任中，最大的一項任務是為集團建立一個可持續發展的平台。集團經過去年的仔細審議及籌備，已完成新的五年計劃，並將在二零一四／一五財政年度展開。

管理團隊在制訂集團長遠路線的細節時，審視目前的業務及組織架構。我們在過去的發展計劃中取得的成就和汲取的經驗，都有助引領集團規劃未來。我們的成功，有賴強健而可持續的組織，以及能幹的團隊；我們在新的發展計劃中亦強調此等元素，以期達成集團嚴格的目標。

堅實平台：全面涵蓋

強大的基礎建設是集團增長計劃成功的關鍵。因此，管理層在年度內啟動了全面的可持續發展計劃，涵蓋集團內所有營運範疇。該計劃為集團的業務、營運及組織，設計了長遠完整的框架，當中包括高水平的企業管治、有效的管理、覆蓋全面的供應鏈管理、強健的生產流程、中央品質監控，以及以客為尊的前線營運。我們並將具效益的能源消耗、可持續的廢物處理、風險管理、透明的內部監控、社區參與及團隊建立，融入計劃當中。此等長遠措施結合起來，將搭建出集團持續增長的架構，為集團帶來持久健康的發展。

I am therefore delighted to present the Group's first Sustainability Report along with the Group's 2014 Annual Report, which has been expanded from the Company's current Corporate Social Responsibility Report. In our new Sustainability Report, we focus on specific key areas of our sustainability initiatives and, in future, will report on their progress.

People: A Strong & Vibrant Team

At this milestone juncture for our organisation, we are committed to building a stronger team and launching a long-term succession programme across all of our corporate functions and business operations. Experienced managers and staff are the cornerstone of our organisation. While it is important that our team holds onto our values and culture through mentorship and knowledge transfers, we also recognise the need to constantly bring in new people with different skill sets and new ideas. Continuing with our current efforts, we have set specific targets and an implementation timeline in our new growth plan to build a strong and united team.

20/20 Vision for Growth: Hong Kong & Mainland China

In the next five years, our objective is to expand in Hong Kong and Mainland China with a focus on the mass catering and casual dining segments. Creating value for customers has been the proven recipe for our key brands in the mass market. We look at expanding the network of our leading brands to maintain our leading position as well as capturing unclaimed market share in this segment with different brands and concepts. The great growth potential of the casual dining segment in both Hong Kong and Mainland China — a sector in which we have not done enough in the past — has become more prominent. Our focus will be on building a stronger platform with a portfolio of cuisines and dining concepts. We will also grow our leading brands and develop new concepts by increasing our internal capacity and co-operating with renowned overseas brand owners.

本人很高興在發表集團二零一四年報的同時，為大家呈上我們首份可持續發展報告。該報告由原來的企業社會責任報告發展而成，當中專注闡述集團可持續發展措施的主要範疇，並會在將來繼續匯報進展。

人才：強大而充滿活力的團隊

集團正處於發展的關鍵時刻，因此我們致力建立更強大的人才隊伍，並已在各個企業職能及營運單位開展長遠的傳承計劃。經驗豐富的管理人員及員工是集團的重要基石。透過指導和知識轉移來傳承企業的價值觀和文化固然重要，我們亦深明須要不斷招攬具不同才幹及新意念的人才。在新的發展計劃內，我們已訂立了具體目標和實行時間表，以建立強大和團結的團隊。

清晰的增長願景：香港及中國內地

未來五年，我們的目標是擴展在香港及內地的業務，專注開拓大眾餐飲及休閒飲食市場。為顧客創造價值，是我們在大眾市場之主要品牌的成功要訣。集團將致力擴展旗下領導品牌的網絡，鞏固其領導地位，並透過其他不同品牌，攻佔未開發的市場。香港和內地的休閒飲食市場，增長潛力愈見顯著，而集團過去在這方面的投入尚未足夠。我們將專注建立一個更強大的平台，引入更多元化的菜式及餐飲概念。我們亦會繼續強化本身的領導品牌，並透過提昇內部能力以及與知名海外品牌合作，開發新概念。

CEO's Report

首席執行官報告



Business Review & Direction

Hong Kong Operations

Our Hong Kong operations continued to be the key driver of the Group's results with revenue growth of approximately 10% to HK\$5,589 million achieved for the year ended 31 March 2014. Having contributed to approximately 80% of the Group's 2013/14 total turnover, our business operations in Hong Kong give us a solid foundation for accomplishing even greater market penetration and expanding our business. Our constant focus and commitment is on serving the vast majority of the city's population with affordable, quality meals whenever and wherever they need them — near their homes, next to their workplaces, in schools and in campuses. This has helped us maintain our leading position in the mass catering sector and will drive the future expansion of our network.

Our 153 **Café de Coral** fast food outlets, 32 **Super Super Congee & Noodles** shops and 20 **Oliver's Super Sandwiches** shops (as at 31 March 2014) are all just around the corner from our customers. They are always ready to serve those who want to start the day with a hot and healthy breakfast, spend their lunch break with a wide variety of delicious meal choices, have a cup of our signature milk tea in the middle of the day, or spend time catching up with friends and family over a relaxing dinner. We are truly delighted to be an essential part of our customers' daily lives as reflected in the growth of our business.

業務回顧及方向

香港業務

香港業務依然是集團業績的主要動力來源，截至二零一四年三月三十一日止年度內，收入增長約10%至五十五億八千九百萬港元，佔集團二零一三／一四年度總營業額約80%。香港業務為集團造就了穩固的基礎，讓我們取得更大的市場滲透，進一步擴大業務規模。集團專注為普羅大眾提供價格合理的優質飲食，承諾無遠弗屆，不論在居所或工作地方附近，還是在學校與大專校園，任何時候皆竭誠滿足市民的需要。此定位不但有助我們保持在大眾餐飲市場的領導地位，更可推動集團進一步擴大業務網絡。

於二零一四年三月三十一日，集團旗下大家樂快餐分店數目達153間，一粥麵分店有32間，**Oliver's Super Sandwiches**則有20間分店，對我們的顧客來說，可稱得上是總有一間在附近。顧客無論想在一日之始來一客健康熱暖的早餐、在午餐時間尋找不同種類的美食、在下午時段來一杯我們的招牌奶茶，又或者想與親友共聚，悠閒地享用晚餐，集團的餐廳都應有盡有。從業務增長可以反映，我們已成為顧客日常生活中不可或缺的部份，對此我們深感欣慰。



During the year, sales from comparable stores of **Café de Coral** fast food and **Super Super Congee & Noodles** increased by approximately 9% and 10% respectively over the previous year, despite severe competition and the increasingly challenging business environment. **Café de Coral's** Value Meal series, launched during the year, received tremendous customer support. We will continue to come up with new ideas to create value for our customers. Riding on the proven success of the **Super Super Congee & Noodles** concept, we launched the **Mixian Sense** chain — one of the new directions we have taken in recent years as part of our multi-branding strategy. This noodle chain has started to gain momentum and has the potential to grow and branch out. **Oliver's Super Sandwiches** also recorded steady growth during the year. These chains continued with their phased renovations to enhance customer experience.

In the past few years, we have also been positioning ourselves to capture growth in the institutional catering market. As corporate clients upgrade their support for their staff, the demand for quality catering services on corporate premises has been increasing. **Asia Pacific Catering** continued to hold the market-leading position in this sector despite severe market competition. After successfully gaining new clients and renewing a number of major contracts during the year, the institutional catering arm of the Group operated 80 outlets (as at 31 March 2014) and continued to contribute positively to the Group's performance.

儘管面對激烈競爭和嚴峻的經營環境，**大家樂**快餐及**一粥麵**在年度內之同店銷售較去年分別增加約9%及10%。**大家樂**快餐在年度內推出「天天超值選」系列，得到顧客的熱烈支持。我們會繼續為顧客帶來更多超值新主意。承接**一粥麵**的成功，集團推出另一連鎖品牌**米線陣**，為集團近年多品牌策略其中一個新發展。此米線連鎖店有良好的發展勢頭，具備增長和增設分店的潛力。**Oliver's Super Sandwiches**亦在年度內錄得穩定增長。以上品牌的分店繼續分階段進行翻新工程，以提昇顧客體驗。

集團在過去數年不斷作出調整，以抓緊機構飲食市場的增長。隨著企業客戶為其員工提昇福利，在機構內提供優質餐飲服務的需求與日俱增。**泛亞飲食**雖然面對激烈的市場競爭，其領導地位依然鞏固。集團的機構飲食在年度內成功取得新客戶，並獲多個主要客戶續約，於二零一四年三月三十一日合共經營80間餐廳，為集團的業務表現持續帶來正面貢獻。

CEO's Report 首席執行官報告

We are also excited to report that our **Luncheon Star** has remained the biggest school lunch provider in Hong Kong for nine consecutive years. As many as 17 schools served by us received the highest level of accreditation in the EatSmart School Accreditation Scheme (ESAS) (Healthy Lunch) during the year. **Luncheon Star's** production and distribution has been accredited with ISO 22000 since 2007. By insisting on food quality and hygiene at every stage of production and delivery, the **Luncheon Star** team has won the long-term trust and support of schoolchildren and their parents. During the year, **Luncheon Star** served an average of 80,000 meals daily and continued to record positive growth.

In the casual dining sector, **The Spaghetti House** focuses on dining among family and friends with 22 shops (as at 31 March 2014) while **spaghetti 360°** restaurants appeal to younger patrons who look for new dining concepts. Both chains recorded positive results and contributed to the Group's performance during the year. We also continued to add new concepts and brands to capture emerging opportunities in this segment. Our new home-grown brands **Shanghai Lao Lao** and **Lane Noodles** are both examples of recent efforts that have been well-received. We have been amplifying our portfolio by bringing in strong brands from overseas, including **85°C** and **espressamente illy**. Joint ventures with foreign brand owners such as these not only facilitate business growth for us but also bring in new knowledge and skills. In our new 5-year growth plan, we target further expansion in this sector with other exciting

集團旗下的**活力午餐**連續第九年成為香港最大的學校午餐供應商，我們深感鼓舞。年度內，有多達17間由我們提供午餐的學校獲得「至『營』學校認證計劃」的最高認證級別。**活力午餐**的生產及配送自二零零七年已取得ISO 22000認證，營運團隊在每個生產及運送程序均堅持其食物質素及衛生的高水平，成功贏得學童及家長長期的信任和支持。年度內，**活力午餐**每日平均提供八萬份午餐，並持續錄得增長。

在休閒飲食領域，**意粉屋**專注為顧客提供一個與親友共聚的優質餐飲選擇，於二零一四年三月三十一日設有22間分店。**spaghetti 360°**則銳意滿足追求嶄新用餐概念的年青顧客。兩個連鎖品牌在年度內均為集團帶來正面的業績貢獻。集團亦繼續加入新概念及品牌，以捕捉新商機。自創新品牌**上海姥姥**及**巷仔見麵館**正是最新例子，兩者均獲得良好的市場反應。集團透過從海外引進知名品牌，以壯大業務組合，例子包括**85°C**及**espressamente illy**。與此等外國品牌商建立合營公司不但有助我們的業務增長，同時亦為集團帶來新的知識及技術。在集團新的五年發展



concepts and strong brands from overseas owners and franchisors. We appreciate that each of these new businesses has its own growth pace, and we will tailor specific business models and timelines to release their full business potential.

Mainland China Operations

Mainland China is the second strongest contributor and growth engine for the Group, increasingly fuelling our Company's performance. Our operations in Mainland China contributed to approximately 18% of the Group's FY2013/14 total turnover. The significant reduction of business-related dining and receptions in Mainland China during the year posed a great challenge for higher-end restaurants and affected overall consumer confidence and thus other segments in the country's dining industry. Despite the impact on the overall market, total revenue from all of our business operations in Mainland China surged by approximately 10% compared with the last financial year. Sales from comparable stores of **Café de Coral** increased by approximately 4% over the previous year, while **The Spaghetti House** continued to capture the higher-end dining sector with healthy growth recorded. We attribute this satisfactory business performance to our long-term strategy of adding value and our team's ability to take immediate steps to capture opportunities arising from changes in dining trends. By extending our Value Meal series to our shops in Southern China and designing menus to capture more sales and customer support, we continued to reinforce our formula for success in Mainland China.

As the catering market in Mainland China has become more mature and dynamic, our growth strategy is increasingly relevant and vital. In our new 5-year plan, we have set concrete targets to grow our network in Southern China in the right pace as well as introducing new brands and concepts to capture opportunities in both the mass catering and casual dining segments in the Mainland China market.

計劃當中，我們已鎖定在此領域進一步擴展，與海外品牌擁有人及特許經營商合作，引入更多具吸引力的概念和知名品牌。集團瞭解以上各個新業務均有其不同的增長步伐，我們會就不同業務量身制訂個別的經營模式及發展時間表，務求充份發揮各個業務的潛力。

中國內地業務

中國內地乃集團第二大業績貢獻及增長動力來源，為本公司的整體表現持續增加貢獻。內地業務佔集團在二零一三／一四年度之營業額約18%。年度內，內地公費飲食消費大幅減少，對高端食肆帶來巨大的挑戰，同時亦影響了整體的消費者信心，國內餐飲業的其他領域亦同樣受到波及。儘管整體市場均面對衝擊，集團內地業務的總收入仍較上一個財政年度增加約10%。**大家樂**的同店銷售較去年增長約4%，**意粉屋**則繼續緊握高端餐飲市場的需求，錄得健康增長。內地業務表現理想，主要由於集團堅持為顧客增值的長遠策略湊效，加上經營團隊採取即時措施，抓緊飲食趨勢轉變所帶來的商機。我們把「天天超值選」系列產品推展至華南分店，新設計餐單亦成功取得更多銷售及顧客支持，進一步強化在中國經營的成功方程式。

由於內地餐飲市場日漸成熟和充滿動力，集團的增長策略愈趨關鍵。在新的五年計劃中，我們為華南的分店網絡擴展制訂了明確目標及發展步伐，同時推出針對中國大眾餐飲及休閒飲食市場的新品牌和概念，以抓緊相關市場的商機。

CEO's Report

首席執行官報告

North American Operations

Manchu WOK chain faced a very challenging business environment last year, with consumer spending greatly affected by the economic slowdown in the region. The 140-outlet chain (as at 31 March 2014) in Canada and other areas of North America saw the worst winter in 20 years, which aggravated its performance. Whilst the team has put measures in place to improve the business and continue to monitor their implementation, the Company prudently provided for full impairment of the carrying amount of the goodwill for the business in the Group's financial statements for the year ended 31 March 2014. Management is in the process of reviewing the **Manchu WOK** business and mapping the way forward for the business within the parameters of the Group's 5-year plan.

Central Food Processing Plants


After more than five years of planning and hard work, we completed the construction of our new Central Food Processing Plant in Tai Po, Hong Kong. One by one, our key production units moved into this well-structured production centre in April 2013. We take pride in the pioneering design and advanced technology of this plant, which will keep us ahead of our competitors. With this centralised production facility, we are able to increase efficiency and production capacity as well as reduce our energy consumption. Most importantly, it ensures food quality and safety which are critical to our business and future expansion.

北美業務

Manchu WOK在去年面對相當困難的經營環境，區內經濟疲弱，消費者開支備受影響。於二零一四年三月三十一日在加拿大及北美其他地區設有140間分店的**Manchu WOK**，經歷了20年來最惡劣的冬季，業務表現進一步受到打擊。業務團隊已採取措施以改善業務，並持續監察其實行效果，公司仍審慎地為其商譽賬面值在截至二零一四年三月三十一日止年度之財務報表中作出全數減值。管理層正就**Manchu WOK**的業務狀況作出評估，在集團的五年計劃框架下，制訂其發展路向。

中央產製中心

經過逾五年的籌劃及努力，我們在香港大埔新建的中央產製中心經已落成。集團的主要生產單位在二零一三年四月逐一遷入這個設計完備的產製中心。產製中心引進嶄新的設計和先進的科技，有助集團保持領先地位，實在令人自豪。透過中央生產設施，我們可以增加效率和生產力，同時亦可節約能源，更重要的是可確保食物的質素和安全，這對集團的業務和未來擴展極為關鍵。



The Group's Central Food Processing Plant in Guangzhou, China, commenced operation in 2011, is now supporting our Southern China business. The team's experience gained in designing, building and operating the Guangzhou production centre has also helped us in the implementation of our Hong Kong processing plant project. With its huge production capacity, the Guangzhou plant will fuel our continuous business growth in the country.

In Dongguan, China our food processing plant has made full use of its production capacity to support our catering business and supply food products including our **Viking Boats** brand ham and sausages, which are widely distributed to external parties throughout Hong Kong and Mainland China.

People & Support

Our people are key to the Group's ongoing growth. During the year, the Group took many initiatives to provide our staff with a better workplace. We also strengthened our people development programmes in order to attract more talent and prepare the workforce for our future business growth as well as to facilitate internal knowledge transfer and smooth succession.

As at 31 March 2014, the Group had approximately 17,500 employees. We constantly focus on the Group's competitiveness to attract and retain people. Remuneration packages are generally structured by reference to market terms, individual experience, qualifications, duties and responsibilities. Employees share the benefits of the Group's growth through our share option schemes, profit-sharing and performance incentive programme.

In a tight labour environment, the Group has been focusing on maintaining and building a strong and stable workforce through a well-structured internal promotion programme, extensive training and development, and proactive talent retention and acquisition initiatives. At the same time, we continue to explore automation in certain areas of our production process in order to enhance workplace safety and free up our staff to take on other roles.

集團在中國廣州的中央產製中心自二零一一年開始運作，支援集團在華南的業務發展。團隊於廣州產製中心所累積的經驗，包括設計、建造及營運上的，亦有助我們落實在香港的中央產製中心項目。廣州產製中心產能龐大，將可繼續推動集團在國內的業務增長。

在中國東莞，我們的食品產製中心充分利用其產能，以支持集團的餐飲業務以及食品供應，包括我們的維京牌火腿及香腸，產品廣泛分銷至香港及內地的客戶。

人才及支援

人才是集團持續增長的關鍵。年度內，集團實施了多項措施，為我們的員工提供更好的工作環境。我們亦加強了人才發展計劃，旨在吸引更多優秀人才，為集團未來的發展配備所需團隊，並達至內部知識轉移和傳承工作順利進行。

於二零一四年三月三十一日，集團聘有約17,500名員工。我們重視在吸引和挽留人才上的競爭力，所有薪酬待遇均參考市場情況、個人經驗、資歷及職責而釐訂。員工並可透過集團的僱員特權認股計劃，以及與盈利和表現掛鉤之獎勵計劃，分享集團發展的成果。

在勞工短缺的環境下，集團一直專注透過內部晉升計劃、廣泛的培訓及發展，以及積極的人才挽留及招攬措施，維持及建立一支強大和穩定的團隊。我們同時亦在生產流程的個別範疇繼續推動自動化，藉此加強工作環境安全，並騰出人手，讓員工擔當其他崗位。

CEO's Report

首席執行官報告

We remain committed to investing in information technology to strengthen the systems and networks that support our business. These include our central food processing centres, branch management of shops, our payment gateway, centralised headquarters management, business contingency and many other aspects of our business and operations.

Financial Overview

The Group's financial position for the 2013/14 financial year remained healthy and strong. As at 31 March 2014, the Group recorded net cash of approximately HK\$1,004 million, with HK\$536 million in available banking facilities. The Group had no external borrowing (31 March 2013: nil) and nil gearing (31 March 2013: nil). There has been no material change in contingent liabilities or charge on assets on 31 March 2014.

As at 31 March 2014, the Company had provided guarantees of approximately HK\$536 million (31 March 2013: HK\$536 million) to financial institutions in connection with banking facilities granted to its subsidiaries.

With regard to foreign exchange fluctuations, the Group earned revenue and incurred costs and expenses mainly denominated in Hong Kong dollars, while those of our Mainland China and North American subsidiaries and joint ventures were in Renminbi and in United States dollars and Canadian dollars, respectively. Foreign currency exposure did not pose a significant risk for the Group. However, we will continue to stay vigilant and closely monitor our exposure to movements of relevant currencies.

Outlook

We appreciate that rising rental rates and raw material costs as well as shortages in labour have become the norm in our business. This year, global market and economic uncertainties, especially in Mainland China and the US, will likely continue. In response

我們繼續致力投資於資訊科技，以強化集團的系統及網絡，支持集團的業務，範圍包括集團的中央產製中心、分店管理、付款渠道、總部管理、業務緊急應變，以至集團業務及營運的其他範疇。

財務回顧

集團在二零一三／一四年度之財務狀況持續強健。於二零一四年三月三十一日，集團之淨現金約為十億零四百萬港元，並有可動用銀行信貸額約五億三千六百萬港元。集團並無任何借貸（二零一三年三月三十一日：無），負債比率為零（二零一三年三月三十一日：零）。在二零一四年三月三十一日，本集團之或然負債及抵押資產並無出現任何重大變動。

於二零一四年三月三十一日，本公司向財務機構提供擔保其附屬公司之信貸額約五億三千六百萬港元（二零一三年三月三十一日：五億三千六百萬港元）。

對於外幣匯率波動，集團之業務收支主要以港幣計算。旗下於中國內地及北美洲的附屬公司及合資公司收支則分別以人民幣、美元及加元計算。儘管此等外匯操作並未對集團構成重大風險，集團將繼續保持警覺，密切監察有關的匯率變動。

前景

我們深切體會到，租金和原料價格上升，以至勞工短缺，已屬業內常態。全球經濟不明朗，尤其在中國內地及美國，看來在今年仍會持續。我們會繼續推動短期的業

to these imminent challenges, we shall continue our near-term business development initiatives and long-term growth plans in order to maintain healthy and steady growth. Our team will continue to drive efficiencies and effectiveness to reinforce our leading position in segments where we have a very strong foundation, to continue with our steady and cautious shop-opening strategy, to grow a scalable platform for our younger brands, and to launch new brands and concepts.

Hong Kong and Mainland China remain the dual growth engines for our Group. We will strive to maintain our market position and upgrade our products and services to meet the dynamic and ever-growing Hong Kong market. At the same time, we will continue to expand and build a solid platform in Mainland China where the potential for growth is enormous. Our Hong Kong and Mainland China operations, synergizing with each other, will become the platform for the Group's sustainable growth. Our diversification strategy remains the key driver in the Group's sustainable growth, through which we will strive to increase market penetration and market share across all the segments on which we focus. The Group will also continue to explore different opportunities to bring in new brands and concepts through organic and inorganic growth.

Appreciation

I would like to thank the Board for their guidance and the management team and all our staff for their dedication throughout the year. I would also like to express my heartfelt gratitude to our customers, business partners and shareholders. Your support has been the driving force behind our Company's ability to accomplish even more.

Lo Hoi Kwong, Sunny

Chief Executive Officer

Hong Kong, 24 June 2014

務拓展工作及長遠的增長計劃，保持穩健增長，以應對當下的挑戰。管理團隊會繼續提昇績效，在我們已擁有穩固根基的領域進一步提昇領導地位，繼續我們平穩及審慎的開店策略，為較年青的品牌建立可擴大規模的經營平台，並繼續推出新品牌及概念。

香港及內地市場仍會是集團的兩大增長動力。我們會致力維持市場地位，提昇產品及服務，以應付瞬息萬變和不斷增長的香港市場。我們亦會繼續在潛力巨大的中國內地市場擴展和建構穩固的平台。集團在香港與內地的業務營運，有著協同效應，將成為集團持續增長的平台。多元化策略依然是集團持續增長的主要動力，我們將致力在各個專注的領域，增加市場滲透和份額。集團亦會繼續物色機會，透過自行開發或併購，引入新品牌及概念。

致謝

對於董事局的領導，以及管理團隊與全體同事在過去一年的努力投入，本人謹此致謝。本人亦藉此機會，向集團的顧客、業務夥伴及股東表示衷心感謝。你們的支持，將繼續推動我們爭取更大的成就。

首席執行官

羅開光

香港，二零一四年六月二十四日

Directors and Senior Management

董事及高級管理人員

Chairman

Mr. Chan Yue Kwong, Michael, aged 62, is the Chairman of the Group. Mr. Chan joined the Group in 1984 and was appointed as a Director of the Group in 1988. He led the Group as Managing Director from 1989 to 1997 and as the Executive Chairman from 1997 to 2012. Mr. Chan has served as the Chairman of the Board in the capacity of a Non-executive Director since April 2012. Having worked as a professional town planner for various Government bodies in Hong Kong and Canada, he has considerable experience in planning and management. He holds a Degree in Sociology and Political Science, a Master's Degree in City Planning from the University of Manitoba, Canada, an Honorary Doctorate Degree in Business Administration, and an Honorary Fellow from Lingnan University. He is also a member of the Political Consultative Committee of Nanshan District, Shenzhen in the People's Republic of China.

Mr. Chan is currently an Executive Committee Member of the Hong Kong Retail Management Association, the General Committee Member of the Employers' Federation of Hong Kong, Advisor of the Quality Tourism Services Association, a Full member of the Canadian and the Hong Kong Institute of Planners, and a Fellow of the Chartered Institute of Marketing. He is also the Honorary Chairman of the Hong Kong Institute of Marketing, the Chairman of the Business Enterprise Management Centre of the Hong Kong Management Association and a member of the Board of Governors of Canadian International School of Hong Kong. Mr. Chan is also appointed by the HKSAR Government as a Member of the Business Facilitation Advisory Committee of the Financial Secretary's Office and a Member of Task Force on Promotion of Vocational Education.

In past years, Mr. Chan was personally bestowed with "The Stars of Asia Awards", the "Executive of the Year Award", the "Bauhinia Cup Outstanding Entrepreneur Awards", the "Directors of the Year Award", the Honoree, Beta Gamma Sigma of the Hong Kong University of Science and Technology and Ernst & Young Entrepreneur of the Year.

主席

陳裕光先生，六十二歲，本集團主席。陳先生於一九八四年加入本集團，並於一九八八年獲委任為本集團董事。陳先生於一九八九年至一九九七年擔任本集團行政總裁及由一九九七年至二零一二年出任本集團執行主席。陳先生自二零一二年四月起以非執行董事身份執掌董事局主席一職。陳先生曾在香港及加拿大政府機構任職專業城市規劃師，擁有廣泛之企業策劃及管理經驗。陳先生持有加拿大曼尼托巴大學社會及政治學學位及該大學城市規劃碩士學位，並持有工商管理榮譽博士學位及榮膺嶺南大學之榮譽院士殊榮。彼亦為中華人民共和國深圳市南山區政協委員。

陳先生現為香港零售管理協會執委會成員、香港僱主聯合會理事會成員、優質旅遊服務協會顧問、加拿大及香港規劃師學會會員及英國特許市務學會資深會員。彼亦為香港市務學會榮譽主席、香港專業管理協會企業發展管理中心主席及香港加拿大國際學校之理事會理事。陳先生並獲香港特別行政區政府委任為方便營商諮詢委員會成員以及推廣職業教育專責小組成員。

陳先生個人曾榮膺『亞洲之星』、『香港商業傑出管理獎』、『紫荊花杯傑出企業家獎』、『傑出董事獎』、香港科技大學Beta Gamma Sigma及『安永企業家獎』之殊榮。

Chairman (Continued)

Mr. Chan is currently an independent non-executive director of Starlite Holdings Limited, Kingboard Laminates Holdings Limited, Pacific Textiles Holdings Limited and Tse Sui Luen Jewellery (International) Limited, and a non-executive director of Tao Heung Holdings Limited. He is also a member of Sustainability Advisory Committee of The Link Real Estate Investment Trust. All of the above companies are listed on the Main Board of The Stock Exchange of Hong Kong Limited.

Mr. Chan is a relative of Mr. Lo Hoi Kwong, Sunny, Ms. Lo Pik Ling, Anita, Mr. Lo Tak Shing, Peter and Mr. Lo Ming Shing, Ian, all of whom are Directors of the Company.

Chief Executive Officer

Mr. Lo Hoi Kwong, Sunny, aged 58, is the Chief Executive Officer of the Group and a member of the Nomination Committee. Mr. Lo joined the Group in 1982 and has been an Executive Director since 1990. He was the Managing Director of the Group from December 1997 to March 2012 and was appointed the Chief Executive Officer on 1 April 2012. Mr. Lo holds a Master's Degree in Chemical Engineering from Stanford University.

Mr. Lo is the brother of Ms. Lo Pik Ling, Anita, a Director of the Company. He is also a relative of Mr. Chan Yue Kwong, Michael, Mr. Lo Tak Shing, Peter and Mr. Lo Ming Shing, Ian, all of whom are Directors of the Company.

Executive Directors

Ms. Lo Pik Ling, Anita, aged 61, is an Executive Director and the Group General Manager. Ms. Lo joined the Group in 1982 and has been an Executive Director of the Company since 1990. She is responsible for the sales and marketing of the Hong Kong fast food, institutional catering, school catering and Chinese quick service restaurant business. She holds a Bachelor's Degree in Social Sciences from the University of Hong Kong.

主席 (續)

陳先生現為星光集團有限公司、建滔積層板控股有限公司、互太紡織控股有限公司及謝瑞麟珠寶(國際)有限公司之獨立非執行董事、稻香控股有限公司之非執行董事，並為領匯房地產投資信託基金可持續發展諮詢委員會成員，該等公司均於香港聯合交易所有限公司主板上市。

陳先生乃本公司董事羅開光先生、羅碧靈女士、羅德承先生及羅名承先生之親屬。

首席執行官

羅開光先生，五十八歲，本集團首席執行官及提名委員會委員。羅先生於一九八二年加入本集團，自一九九零年起擔任執行董事，於一九九七年十二月至二零一二年三月出任集團行政總裁，並於二零一二年四月一日獲委任為首席執行官。羅先生持有史丹福大學化學工程碩士學位。

羅先生乃本公司董事羅碧靈女士之弟。彼亦為本公司董事陳裕光先生、羅德承先生及羅名承先生之親屬。

執行董事

羅碧靈女士，六十一歲，本集團執行董事及集團業務總經理。羅女士於一九八二年加入本集團，並由一九九零年起擔任本公司執行董事。羅女士主責統籌香港區快餐、機構飲食、學童膳食及中式速食餐飲業務之拓展及市務策劃。羅女士持有香港大學社會科學學士學位。

Directors and Senior Management

董事及高級管理人員

Executive Directors (Continued)

Ms. Lo is the sister of Mr. Lo Hoi Kwong, Sunny, a Director of the Company. Ms. Lo is also a relative of Mr. Chan Yue Kwong, Michael, Mr. Lo Tak Shing, Peter and Mr. Lo Ming Shing, Ian, all of whom are Directors of the Company.

Mr. Lo Tak Shing, Peter, aged 52, is an Executive Director and the Managing Director (Business Development) of the Group. Mr. Lo joined the Company in 1996 and has been an Executive Director of the Company since 1998. He oversees the business development as well as branch and property development of the Group. He holds a Bachelor's Degree in Electronic Engineering & Physics from the Loughborough University of Technology, a Master's Degree in Medical Physics from the University of Surrey, a Doctorate's Degree in Medical Physics from the University of London and an Honorary Fellow from The Chinese University of Hong Kong.

Mr. Lo is a relative of Mr. Chan Yue Kwong, Michael, Mr. Lo Hoi Kwong, Sunny, Ms. Lo Pik Ling, Anita and Mr. Lo Ming Shing, Ian, all of whom are Directors of the Company. He is a director of Wandels Investment Limited, Verdant Success Holdings Limited and Sky Bright International Limited, each of which has discloseable interests in the shares of the Company under the provisions of Part XV of the Securities and Futures Ordinance.

Non-executive Directors

Mr. Lo Ming Shing, Ian, aged 40, was appointed as a Non-executive Director of the Company in April 2010 and a member of the Nomination Committee in April 2012. Mr. Lo is currently a director of Property Exchange Services Limited ("PES"). Prior to joining PES, he served as Advisor (Special Projects) and Manager (Food Manufacturing) of the Group during the period from November 2003 to June 2009. Mr. Lo holds a Bachelor's Degree of Arts, specialist in Economics from University of Toronto.

執行董事(續)

羅女士乃本公司董事羅開光先生之姊。彼亦為本公司董事陳裕光先生、羅德承先生及羅名承先生之親屬。

羅德承先生，五十二歲，本集團執行董事及行政總裁(業務拓展)。羅先生於一九九六年加入本集團，並由一九九八年起擔任本公司執行董事。羅先生負責本集團之業務拓展，以及分店及物業拓展業務。羅先生持有 Loughborough University of Technology 電子工程學士學位、University of Surrey 醫學物理碩士學位、英國倫敦大學醫學物理博士學位及香港中文大學榮譽院士銜。

羅先生乃本公司董事陳裕光先生、羅開光先生、羅碧靈女士及羅名承先生之親屬。羅先生為 Wandels Investment Limited、Verdant Success Holdings Limited 及 Sky Bright International Limited 之董事，該等公司分別持有根據證券及期貨條例第 XV 部須予披露之本公司股份權益。

非執行董事

羅名承先生，四十歲，於二零一零年四月獲委任為本公司非執行董事，並於二零一二年四月獲委任為本公司提名委員會委員。羅先生現任物業互信有限公司(「互信公司」)之董事。加入互信公司前，彼於二零零三年十一月至二零零九年六月期間擔任本集團顧問(特別項目)及食品製作部經理。羅先生持有多倫多大學文學士學位，專修經濟。

Non-executive Directors (Continued)

Mr. Lo is the son of Mr. Lo Hoi Chun who is a substantial shareholder of the Company. He is also a relative of Mr. Chan Yue Kwong, Michael, Mr. Lo Hoi Kwong, Sunny, Ms. Lo Pik Ling, Anita and Mr. Lo Tak Shing, Peter, all of whom are Directors of the Company.

Mr. Hui Tung Wah, Samuel, aged 60, joined the Group in 1984 and has been a Non-executive Director of the Company since 1997. Mr. Hui is an executive director of Greenheart Group Limited whose shares are listed on the Main Board of The Stock Exchange of Hong Kong Limited. Mr. Hui holds a Bachelor's Degree in Social Sciences from the University of Hong Kong and a Master's Degree in Business Administration from the Brunel University in the United Kingdom.

Independent Non-executive Directors

Mr. Choi Ngai Min, Michael, J.P., aged 56, was appointed as an Independent Non-executive Director of the Company in 1994 and is the Chairman of the Remuneration Committee and a member of the Audit Committee and the Nomination Committee. Mr. Choi is a director of Henderson (China) Investment Company Limited. Mr. Choi has been in the real estate industry for over 33 years with extensive knowledge and experience in the real estate markets in Hong Kong and Mainland China. Currently, he is a member of the Hong Kong Housing Authority, the Chairman of the Commercial Properties Committee of the Hong Kong Housing Authority, the Vice President of the Hong Kong Real Property Federation (formerly known as Hong Kong Real Estate Association), a member of School of Business Advisory Committee of Hong Kong Baptist University and a member of the Advisory Board on Business Studies of the Lingnan University. Mr. Choi graduated from the Business Management Department of the Hong Kong Baptist College and obtained a Master's Degree in Business Administration from the University of East Asia, Macau.

非執行董事(續)

羅先生為本公司主要股東羅開親先生之子。彼亦為本公司董事陳裕光先生、羅開光先生、羅碧靈女士及羅德承先生之親屬。

許棟華先生，六十歲，於一九八四年加入本集團，並由一九九七年起擔任本公司非執行董事。許先生為綠森集團有限公司（其股份於香港聯合交易所有限公司主板上市）之執行董事。許先生持有香港大學社會科學學士學位及英國 Brunel University 工商管理碩士學位。

獨立非執行董事

蔡涯棉先生，太平紳士，五十六歲，從一九九四年起擔任本公司獨立非執行董事，亦是本公司薪酬委員會主席及審核委員會及提名委員會委員。蔡先生為恒基（中國）投資有限公司之董事。蔡先生從事房地產業逾33年，擁有香港及中國內地房地產市場豐富經驗及知識。蔡先生現為香港房屋委員會委員、香港房屋委員會商業樓宇小組委員會主席、香港房地產協會副會長、香港浸會大學工商管理學院諮詢委員會委員及嶺南大學商學院諮詢委員會委員。蔡先生畢業於香港浸會學院工商管理系，並取得澳門東亞大學工商管理碩士學位。

Directors and Senior Management

董事及高級管理人員

Independent Non-executive Directors (Continued)

Mr. Li Kwok Sing, Aubrey, aged 64, was appointed as an Independent Non-executive Director of the Company in 1994 and is the Chairman of the Nomination Committee and a member of the Audit Committee and the Remuneration Committee. Mr. Li is Chairman of IAM Holdings (Hong Kong) Limited (formerly known as MCL Partners Limited), a Hong Kong-based investment firm, and has extensive experience in the fields of investment banking, merchant banking and capital markets. He is a non-executive director of The Bank of East Asia, Limited, and an independent non-executive director of China Everbright International Limited, Kunlun Energy Company Limited, Kowloon Development Company Limited, Pokfulam Development Company Limited and Tai Ping Carpets International Limited. The shares of all these companies are listed on the Main Board of The Stock Exchange of Hong Kong Limited. Mr. Li is also a non-independent non-executive director of AFFIN Bank Berhad. Mr. Li has a Master's Degree in Business Administration from Columbia University and a Bachelor's Degree of Science in Civil Engineering from Brown University.

Mr. Kwok Lam Kwong, Larry, B.B.S., J.P., aged 58, was appointed as an Independent Non-executive Director of the Company in July 2004 and is a member of the Audit Committee, the Remuneration Committee and the Nomination Committee. Mr. Kwok is a practising solicitor in Hong Kong, and is currently the Managing Partner, Asia Strategy & Markets of King & Wood Mallesons. Mr. Kwok is also qualified to practise as a solicitor in Australia, England and Wales and Singapore. He is a fellow member of the Hong Kong Institute of Certified Public Accountants and CPA Australia. He is also a member of The Institute of Chartered Accountants in England and Wales. Mr. Kwok graduated from the University of Sydney, Australia with a Bachelor's Degree in Economics and Laws respectively, and a Master's Degree in Laws. He also obtained the Advanced Management Program Diploma of the Harvard Business School.

獨立非執行董事(續)

李國星先生，六十四歲，由一九九四年起擔任本公司獨立非執行董事，亦是本公司提名委員會主席及審核委員會及薪酬委員會委員。李先生現為從事投資業務之星安控股有限公司(前稱偉業資本有限公司)之主席，並於投資銀行、商人銀行及資本市場界具廣泛經驗。李先生現為東亞銀行有限公司之非執行董事，並為中國光大國際有限公司、昆侖能源有限公司、九龍建業有限公司、博富臨置業有限公司及太平地氈國際有限公司之獨立非執行董事。該等公司之股份均於香港聯合交易所有限公司主板上市。李先生亦為AFFIN Bank Berhad之非獨立非執行董事。李先生持有哥倫比亞大學工商管理碩士學位及布朗大學土木工程學士學位。

郭琳廣先生，銅紫荊星章，太平紳士，五十八歲，於二零零四年七月獲委任為本公司獨立非執行董事，亦是本公司審核委員會、薪酬委員會及提名委員會委員。郭先生為香港執業律師，現為金杜律師事務所之執行管理合夥人(亞洲戰略及市場)。彼同時亦具有澳洲、英格蘭及威爾斯以及新加坡之執業律師資格。郭先生為香港會計師公會及澳洲註冊會計師公會資深會員，亦為英格蘭及威爾斯特許會計師公會會員。郭先生畢業於澳洲悉尼大學，並分別取得經濟學士學位、法律學士學位及法律碩士學位。彼亦持有哈佛大學商學院高級管理課程文憑。

Independent Non-executive Directors (Continued)

Mr. Au Siu Cheung, Albert, aged 63, was appointed as an Independent Non-executive Director and a member of the Audit Committee of the Company on 11 January 2013 and as the Chairman of the Audit Committee on 20 February 2013. Mr. Au is the Chairman of BDO Limited, the Hong Kong member firm of BDO International Limited. He has more than 30 years of experience in the accountancy profession. He was the President of the Council of the Hong Kong Institute of Certified Public Accountants from December 2007 to December 2008. He is a Fellow of the Hong Kong Institute of Certified Public Accountants (Practising) and a member of the Canadian Institute of Chartered Accountants and the Society of Chinese Accountants and Auditors. Mr. Au is currently the Chairman of the Corruption Prevention Advisory Committee and member of the Advisory Committee on Corruption of the Independent Commission Against Corruption. He is also a member of the Hong Kong Housing Authority and Hong Kong Productivity Council (the "HKPC"). He is the Chairman of the Audit Committee of the HKPC. He also serves as an independent non-executive director of the Hongkong International Theme Parks Limited, Vice Chairman of the Hong Kong Coalition of Professional Services Limited and a director of the Joint Professional Centre Limited.

Senior Management

Ms. Lau Lee Fong, Rosa, aged 59, joined the Group in 1979 and is currently the Senior General Manager – Specialty Restaurants of the Group. Ms. Lau is responsible for the development and management of The Spaghetti House, spaghetti 360° and its series, Oliver's Super Sandwiches, ME.N.U 360° espressamente illy, PizzaStage and the MIX business in Hong Kong, Macau and the Mainland China. Ms. Lau holds a Master's Degree in Business Administration from the University of East Asia, Macau and a Master's Degree of Science in Hotel & Tourism Management from The Hong Kong Polytechnic University. Ms. Lau is currently a member of the Hotel & Catering International Management Association (U.K.).

獨立非執行董事(續)

區嘯翔先生，六十三歲，自二零一三年一月十一日起獲委任為本公司獨立非執行董事及審核委員會成員，並自二零一三年二月二十日起出任本公司審核委員會主席職務。區先生現為香港立信德豪會計師事務所有限公司(BDO國際有限公司在香港的成員所)主席。彼在會計界具有30多年經驗。彼曾於二零零七年十二月至二零零八年十二月期間出任香港會計師公會之會長。彼是香港會計師公會資深執業會計師，及加拿大特許會計師公會與香港華人會計師公會會員。區先生目前擔任廉政公署防止貪污諮詢委員會主席及廉政公署貪污問題諮詢委員會委員。彼亦為香港房屋委員會以及香港生產力促進局理事會(「生產力促進局」)成員。彼為生產力促進局審計委員會之主席。彼亦擔任香港國際主題樂園有限公司獨立非執行董事、香港專業聯盟有限公司副主席，以及專業聯合中心有限公司理事。

高級管理人員

劉利芳女士，五十九歲，於一九七九年加入本集團，現任本集團高級業務總經理(特式餐廳)，負責意粉屋、spaghetti 360°及其系列、Oliver's Super Sandwiches、ME.N.U 360°、espressamente illy、PizzaStage及MIX在香港、澳門及中國內地之業務管理與發展。劉女士持有澳門東亞大學工商管理碩士學位及香港理工大學酒店及旅遊業管理學理學碩士學位。劉女士現為Hotel & Catering International Management Association (U.K.)之會員。

Directors and Senior Management

董事及高級管理人員

Senior Management (Continued)

Mr. Lee Wai Kee, aged 59, rejoined the Group in 2002 and is the Senior General Manager (China). Mr. Lee has extensive experience in fast food business. Apart from being responsible for the development of fast food business in South China, overseeing the overall China business administration, human resources and training development and food processing functions, Mr. Lee also assists the Group in expanding the fast food business market and quick service restaurant business in Mainland China and The Spaghetti House's business in South China. He holds a Master's Degree in Business Administration from the City University of Macau.

Mr. Chen Siu Min, Kelvin, aged 63, joined the Group in 2004 and is currently the President and Chief Executive Officer of Manchu WOK. Mr. Chen is responsible for the development and management of the quick service restaurant chain in North America. He holds a Bachelor's Degree in Accounting and a Master's Degree in Business Administration from the University of Southern California. He was also a Certified Public Accountant of the State of California.

Mr. Lim Hung Chun, Mike, aged 50, joined the Group in January 2011 as Chief Financial Officer. With over 25 years' experience in general management, corporate finance and financial control all gained from top management positions held in renowned corporations and firms, Mr. Lim is responsible for the overall oversight of the Group's financial planning and strategy as well as headquarters management. Prior to joining the Group, Mr. Lim held various general management positions and directorships in listed and private conglomerates with operations spanning key international markets since 1990. He is a fellow member of the Association of Chartered Certified Accountants and the Hong Kong Institute of Certified Public Accountants.

高級管理人員(續)

李偉基先生，五十九歲，於二零零二年重新加入本集團，為本集團高級業務總經理(中國)。李先生在快餐業務方面擁有豐富經驗，除主理本集團南中國快餐業務發展、全面管理南中國總部之人事行政、培訓發展及產製物流等功能外，李先生亦協助本集團拓展中國內地快餐市場及速食餐飲業務，以及華南意粉屋之業務。彼持有澳門城市大學工商管理碩士學位。

陳小珉先生，六十三歲，於二零零四年加入本集團，現任Manchu WOK之總裁及首席執行官，負責發展及管理北美速食餐飲連鎖店。陳先生持有南加州大學會計學士及工商管理碩士學位，彼曾為加州之註冊會計師。

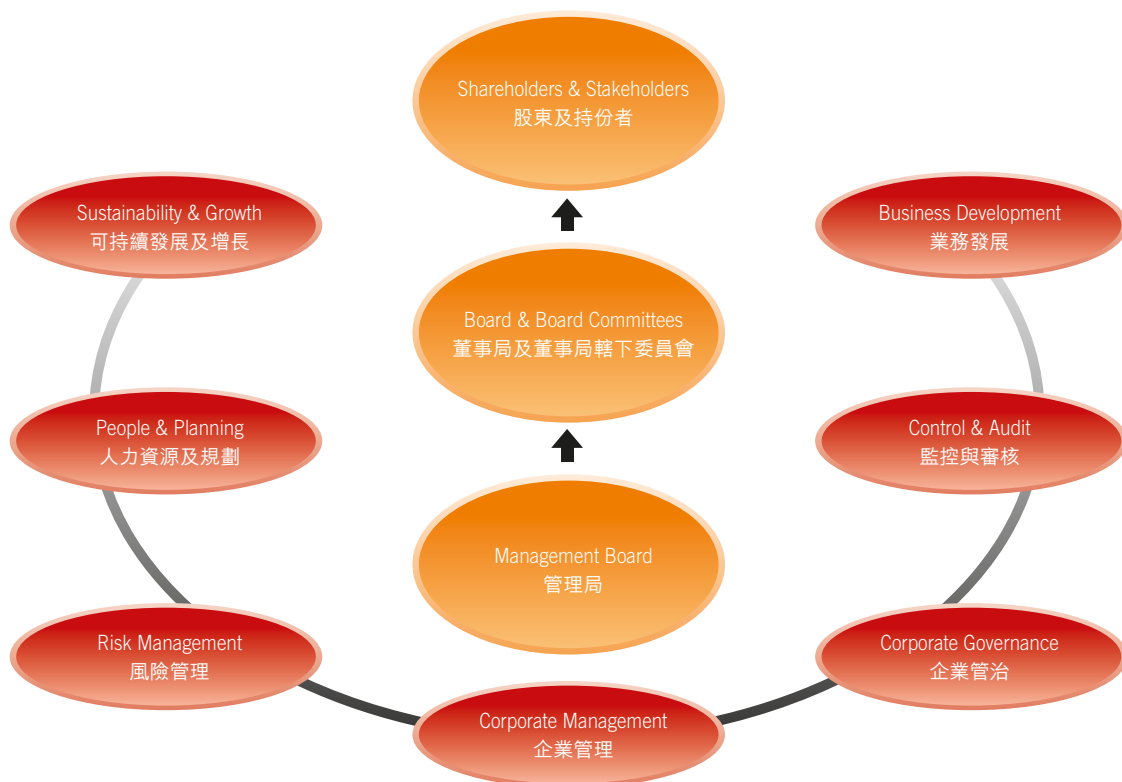
林洪進先生，五十歲，於二零一一年一月加入本集團為首席財務官。林先生曾擔任知名企業及公司之高級管理職務，於整體管理、企業財務及財務監控方面擁有逾25年經驗。林先生主責全面管理本集團之財務規劃及策略以及總部之管理。於加入本集團前，林先生自一九九零年起於業務遍及主要國際市場之上市及私人企業擔任多個高級管理及董事職務。林先生為英國特許公認會計師公會及香港會計師公會之資深會員。

Corporate Governance Report

企業管治報告

The board of directors of the Company (the “Board”) and management aspire to a high standard of corporate governance and constantly strive for a responsible and value-driven management focusing on safeguarding and enhancing interest and value of the shareholders of the Company (the “Shareholders”) as well as the long term sustainability of the Group.

本公司董事局（「董事局」）及管理層致力維持高水平之企業管治，並一直努力達致負責任及以回報價值為主導的管理，著重保障及提昇本公司股東（「股東」）權益及投資價值，以及本集團之長遠可持續發展。



Compliance with Corporate Governance Code

The Group’s corporate governance framework and practices adhere to the principles of the Corporate Governance Code (the “CG Code”) set out in Appendix 14 of the Rules Governing the Listing of Securities (the “Listing Rules”) on The Stock Exchange of Hong Kong Limited (the “Hong Kong Stock Exchange”). For the year ended 31 March 2014, we complied with all code provisions of the CG Code and adopted the recommended best practices of the CG Code insofar as they are relevant and practicable.

Key practices under the Group’s corporate governance framework are set out in this report.

遵守企業管治守則

本集團之企業管治架構及常規符合載列於香港聯合交易所有限公司（「香港聯交所」）證券上市規則（「上市規則」）附錄十四之企業管治守則（「企業管治守則」）內之原則。於截至二零一四年三月三十一日止年度，我們已遵守所有企業管治守則之守則條文，並在相關及可行之情況下採納企業管治守則之建議最佳常規。

本報告列載本集團企業管治框架下之主要常規。

Corporate Governance Report

企業管治報告

Corporate Governance Enhancement

The Board continuously reviews and improves the Group's governance standard. The Board, assisted by management, also cultivates a transparent and ethical corporate culture.

A comprehensive review of the Group's corporate governance performance was conducted during the year. Through internal efforts and external advice, a corporate governance enhancement programme was established. Key enhancement initiatives undertaken during the year include the following:

- The Directors' Handbook for Corporate Governance was adopted to consolidate and strengthen the Company's corporate governance principles and policies. The Handbook is designed with reference to and in compliance with the Listing Rules and the bye-laws of the Company (the "Bye-laws").
- The Board Charter was revised to better define the roles and responsibilities of the Board as a whole as well as individual Directors including the Chairman of the Board. The authority and duties of the Chief Executive Officer and the Management Board were also clearly defined in the Board Charter.
- Proceedings of the Board and Board Committee meetings were established to formally set out the procedures of and other matters relating to meetings of the Board and its Committees.
- The Board Diversity Policy to enhance sustainability of the Group was adopted.
- The Disclosure Policy was adopted to provide clear guidelines for the Directors and management to ensure timely and appropriate dissemination of inside information concerning the Group.
- The Corporate Compliance Policy was adopted to define the framework for the Group's observance of and compliance with relevant laws and regulations.

企業管治提昇

董事局持續檢討並改善本集團之管治水平，並在管理層協助下，建立具透明度及道德之企業文化。

本集團於年內全面檢討其企業管治表現，透過內部努力及外部諮詢，制定提昇企業管治水平計劃。年內作出之主要提昇措施包括以下各項：

- 採納董事企業管治手冊，以整合和加強本公司之企業管治原則及政策。該手冊內容乃經參考及遵照上市規則及本公司之公司細則（「公司細則」）而編製。
- 修訂董事局章程，以更妥為界定董事局整體及個別董事（包括董事局主席）之角色及職責。首席執行官及管理層之權力及職責亦於董事局章程內有清晰之界定。
- 規範董事局及董事局轄下委員會會議之程序，以正式載列有關董事局及其轄下委員會會議之程序及其他相關事項。
- 採納董事局成員多元化政策，以提昇本集團之可持續發展能力。
- 採納披露政策，為董事及管理層提供清晰指引，以確保及時和適當地發放本集團之內幕資料。
- 採納企業合規政策，以界定供本集團遵循及遵守相關法例及法規之框架。

- The Protocol on Malpractice Reporting and Investigation which sets out the procedures and reporting channels by which our employees and business partners can report concern about practices in relation to the Group was launched.
- The board evaluation program was launched during the year under which the Board completed its latest evaluation in June 2014.
- 推行不當行為舉報及調查規章，當中載列僱員及業務夥伴可就有關本集團之經營行為作出舉報之程序及渠道。
- 於年內推行董事局評核計劃，據此，董事局於二零一四年六月完成其最近一次的評核。

Directors

The Board

The Company is headed by the Board which assumes the responsibility for leadership and control and be collectively responsible for promoting the success of the Company by directing and supervising the Company's affairs. The Board currently comprises ten members, including three Executive Directors, three Non-executive Directors and four Independent Non-executive Directors (collectively, the "Directors") as follows:

Executive Directors

Mr. Lo Hoi Kwong, Sunny (*Chief Executive Officer*)
 Ms. Lo Pik Ling, Anita
 Mr. Lo Tak Shing, Peter

Non-executive Directors

Mr. Chan Yue Kwong, Michael (*Chairman*)
 Mr. Lo Ming Shing, Ian
 Mr. Hui Tung Wah, Samuel

Independent Non-executive Directors

Mr. Choi Ngai Min, Michael
 Mr. Li Kwok Sing, Aubrey
 Mr. Kwok Lam Kwong, Larry
 Mr. Au Siu Cheung, Albert

Biographies, including relationships among members of the Board are set out in the "Directors and Senior Management" section on page 22 to 28 of the Company's 2014 Annual Report.

董事

董事局

本公司由董事局領導，共同負責引導及監督本公司之事務，促進本公司成就。董事局現由以下十名成員組成，包括三名執行董事、三名非執行董事及四名獨立非執行董事（統稱「董事」）：

執行董事

羅開光先生 (*首席執行官*)
 羅碧靈女士
 羅德承先生

非執行董事

陳裕光先生 (*主席*)
 羅名承先生
 許棟華先生

獨立非執行董事

蔡涯棉先生
 李國星先生
 郭琳廣先生
 區嘯翔先生

董事局成員之簡介，包括各董事與其他董事局成員之關係，刊載於本公司二零一四年報第22至28頁「董事及高級管理人員」一節。

Corporate Governance Report

企業管治報告

The Board has a balanced composition of Executive and Non-executive Directors with each Director having sound knowledge, experience and expertise contributing to the successful performance and development of the Group. In situation where certain areas of expertise/advice are required, external advisers or consultants shall be engaged to advise the Directors at the Company's expenses.

All Directors are aware of their collective and individual responsibilities to the Shareholders and have exercised their duties of care, skill and diligence. Comprehensive directors and officers liability insurance coverage is in place to provide protection to the Company, the Directors and senior management.

The Directors conduct periodically evaluation of the performance of the Board as a whole. Evaluation results and areas of improvement are identified to enhance the board effectiveness and corporate governance.

Chairman and Chief Executive Officer

The roles of Chairman and Chief Executive Officer are held by Mr. Chan Yue Kwong, Michael and Mr. Lo Hoi Kwong, Sunny respectively. Their respective responsibilities are clearly established and set out in the Board Charter.

The Chairman, being a non-executive Director, provides leadership for the Board and is accountable to the Board ultimately. The Chairman takes the lead to encourage Directors to make active contribution to the Board's affairs and ensure that the Board acts in the best interests of the Company.

The Chief Executive Officer represents the management of the Company and is accountable to the Board. His main responsibilities include overseeing the implementation of the Group's strategies, objectives and policies, and monitoring day-to-day management of the Group's businesses and operations as well as the operating and financial results of the Group's businesses against plans and budget.

董事局由執行董事與非執行董事組成之架構均衡，各董事均具備豐富知識、經驗及專業知識，為本集團之表現及發展作出貢獻。如需要若干方面之專業知識／建議，董事可徵求外部諮詢或顧問之意見，費用由本公司承擔。

全體董事均知悉彼等對股東所須承擔之集體及個人責任，彼等均以謹慎、專業及盡責之態度履行其董事職責。本公司已購買全面董事及管理人員責任保險，為本公司、董事及高級管理人員提供保障。

董事定期對董事局之整體表現進行評核，評核結果及所識別需要改善之範疇有助提高董事局效率及企業管治。

主席及首席執行官

主席及首席執行官分別由陳裕光先生及羅開光先生擔任。董事局章程清晰確立及載列彼等各自之責任。

主席（為非執行董事）領導董事局及最終向董事局負責。主席主導鼓勵董事對董事局事務作出積極貢獻，並確保董事局行事符合本公司之最佳利益。

首席執行官代表本公司之管理層，並向董事局負責。其主要職責包括監管本集團策略、目標及政策之實施、以及監察本集團之日常業務運作和其營運及財務業績按計劃及預算推進。

Non-executive Directors and Independent Non-executive Directors

The Non-executive Directors and the Independent Non-executive Directors give the Board the benefit of their skills, expertise, varied background and experiences. Through active participation in Board meetings and serving on various Board Committees, the Non-executive Directors and the Independent Non-executive Directors bring in independent judgment and make valuable contributions to the effective direction and strategic decision-making of the Group.

The Company has received an annual confirmation of independence from each of the four Independent Non-executive Directors. The Nomination Committee has assessed the independence of each of the Independent Non-executive Directors based on the guidelines as set out in Rule 3.13 of the Listing Rules and considered them to be independent.

The Board and Management

The Board Charter adopted by the Board sets out the duties and powers of the Board, the roles and responsibilities of Directors, the Chairman of the Board and the Chief Executive Officer and their respective relationship with management.

The Board is vested with duties and accountability to Shareholders regarding management of the Group in addition to those powers and authorities conferred upon it under the Bye-laws. The role of the Board is to provide overall strategic direction for the Group and effective oversight of management. The Board Charter sets out a schedule of matters reserved to the Board which mainly include the following:

- Approval of strategic direction and related objectives of the Group;
- Succession planning, appointment and remuneration of Directors, Chief Executive Officer and senior management;
- Approval of significant transactions and investments and major financial matters;

非執行董事及獨立非執行董事

非執行董事及獨立非執行董事之技能、專業知識、不同的背景及經驗為董事局帶來裨益。透過積極參與董事局會議及為董事局轄下各委員會服務，非執行董事及獨立非執行董事均對本集團之業務方向及策略性決策帶來獨立判斷及作出寶貴貢獻。

本公司已獲四名獨立非執行董事各自就其獨立性作出年度確認。提名委員會已根據上市規則第3.13條所載之指引評估每名獨立非執行董事之獨立性，並認為彼等屬獨立。

董事局及管理層

董事局採納之董事局章程載列董事局之職責及權力、董事、董事局主席及首席執行官之角色及責任，以及彼等各自與管理層之關係。

除公司細則賦予董事局的權力和授權外，董事局須就本集團的管理對股東履行職責及負責。董事局之角色為提供本集團整體策略性方向及有效監督管理層。董事局章程列明保留予董事局決定之事項，主要包括下列各項：

- 批准本集團之策略性方向及相關目標；
- 董事、首席執行官及高級管理人員之傳承計劃、委任及薪酬；
- 批准重大交易及投資以及主要財務事項；

Corporate Governance Report

企業管治報告

- Ensuring risk management and internal control system of the Group;
- Approval of Company's announcements, circular and reports, including interim and annual results announcements and reports; and
- Appointment or removal of external auditor.

The Board has delegated to the Management Board the authority to manage the day-to-day affairs of the Group. The Management Board is headed by the Chief Executive Officer and its members include all the Executive Directors, the Chief Financial Officer and such other senior executives of the Group as nominated by the Chief Executive Officer and agreed by the Board. When the Board delegates aspects of its management and administration functions to management, clear directions are given as to the limits of the authority delegated, in particular, the circumstances where management should report to the Board before making decisions or entering into any commitments on behalf of the Group. Principal functions that are delegated by the Board to the Management Board include the following:

- Development and implementation of corporate strategy and objectives;
- Approval of transactions, investments and financial matters within the limit delegated by the Board;
- Management of day-to-day operations of the Group;
- Development, implementation and management of risk management and internal control;
- Development of human resources policies and succession planning of executives; and
- Ensuring the Board and its Committees are provided with sufficient and relevant information on a timely basis in relation to the Group's business and financial performance.

- 確保本集團之風險管理及內部監控系統；
- 批准本公司之公告、通函及報告，包括中期及全年業績公告及報告；及
- 委任或罷免外聘核數師。

董事局將管理本集團日常事務的權力授予管理局。管理局以首席執行官為首，成員包括全體執行董事、首席財務官以及由首席執行官提名及董事局同意之本集團其他高級行政人員。董事局授予管理層管理及行政職能時，清晰界定權限，尤其是關於在何種情況下管理層應向董事局匯報後方可作出決定或代表本集團作出任何承諾。董事局授權管理局之主要職能包括以下各項：

- 發展及實施企業策略及目標；
- 批准屬董事局授予之權限範圍內之交易、投資及財務事項；
- 本集團之日常營運管理；
- 發展、實施及管理風險管理及內部監控；
- 發展人力資源政策及行政人員之傳承計劃；及
- 確保董事局及其轄下委員會適時獲得有關本集團業務及財務表現之充足及相關資料。

The Board reviews its delegation of responsibilities to management from time to time to ensure that they remain appropriate to the need of the Group and its business.

Appointment and Re-election of Directors

In compliance with the requirements under the Listing Rules and the Bye-laws, (i) any Director who is appointed to fill a casual vacancy is subject to election by shareholders at the first general meeting after appointment; and (ii) all Directors should be subject to retirement by rotation at least once every three years and are eligible for re-election.

All Non-executive Directors and Independent Non-executive Directors of the Company have been appointed for a specific term subject to retirement by rotation as required by the Bye-laws and the Listing Rules.

Directors' Induction & Continuous Development

Every newly appointed Director receives a comprehensive induction package to ensure that he has a proper understanding of the operations, business and governance policies of the Group. In addition, our external legal adviser meets with the new Director to ensure that he/she is fully aware of the responsibilities as a director under statute and common law, the Listing Rules, applicable legal requirements and other regulatory requirements.

The Directors recognise that continuous professional development is critical for them to develop and refresh their knowledge and skills so as to ensure that their contribution to the Board remains relevant. Directors receive from senior management and the Company Secretary regular updates and presentations on developments to the Group's business and changes to the statutory and regulatory requirements to facilitate the Directors' discharge of their responsibilities. The Company organises training and briefing sessions for the Directors to help them keep abreast with the Group's business and operation as well as developments of regulatory and compliance requirements.

董事局不時檢討其授予管理層權力之責任，確保有關安排切合本集團及其業務所需。

委任及重選董事

遵照上市規則及公司細則之規定，(i) 任何獲委任以填補臨時空缺之董事，須於獲委任後首個股東大會上獲股東推選；及(ii) 所有董事須最少每三年輪值告退一次，並符合資格膺選連任。

所有本公司非執行董事及獨立非執行董事均按特定任期獲委任，惟須根據公司細則及上市規則之規定輪值告退。

董事就任須知及持續發展

每名新委任之董事均獲全面就職資料，確保彼對本集團之營運、業務及管治政策有適當之瞭解。此外，我們的外聘法律顧問會與新任董事會晤，確保彼完全知悉其在法例及普通法、上市規則、適用法律規定及其他監管規定下之董事職責。

董事認同參與持續專業發展對發展及更新董事之知識及技能的重要性，以確保彼等在切合所需的情況下對董事局作出貢獻。高級管理人員及公司秘書定期向董事提供有關本集團業務發展及法定和監管規定變動之最新資料及報告，有助董事履行其職責。本公司為董事安排培訓及簡介會，讓彼等及時瞭解本集團之業務及營運，以及監管及合規規定之發展。

Corporate Governance Report

企業管治報告

Directors are encouraged to participate in continuous improvement programmes held by external bodies at the expense of the Company. All Directors are required to provide the Company with their training record on a regular basis. Summary of Directors' training records for the year is set out below:

本公司鼓勵董事參與外部機構舉辦之持續進修計劃，費用由本公司承擔。所有董事均須定期向本公司提供彼等之培訓紀錄。年內董事培訓紀錄概述如下：

| Directors | 董事 | Training Areas (Note) 培訓範疇 (附註) |
|--|------------------------|------------------------------------|
| Executive Directors | 執行董事 | |
| Mr. Lo Hoi Kwong, Sunny (<i>Chief Executive Officer</i>) | 羅開光先生 (<i>首席執行官</i>) | a, b, e |
| Ms. Lo Pik Ling, Anita | 羅碧靈女士 | a, b, e |
| Mr. Lo Tak Shing, Peter | 羅德承先生 | a, b, e |
| Non-executive Directors | 非執行董事 | |
| Mr. Chan Yue Kwong, Michael (<i>Chairman</i>) | 陳裕光先生 (<i>主席</i>) | a, b, e |
| Mr. Lo Ming Shing, Ian | 羅名承先生 | a, b, e |
| Mr. Hui Tung Wah, Samuel | 許棟華先生 | a, b, e |
| Independent Non-executive Directors | 獨立非執行董事 | |
| Mr. Choi Ngai Min, Michael | 蔡涯棉先生 | a, b, e |
| Mr. Li Kwok Sing, Aubrey | 李國星先生 | a, b, c, d, e |
| Mr. Kwok Lam Kwong, Larry | 郭琳廣先生 | a, b, c, d |
| Mr. Au Siu Cheung, Albert | 區嘯翔先生 | a, b, e |

Note: Training relating to (a) corporate governance; (b) legal and regulatory; (c) accounting/financial; (d) risk management; and (e) business operation update of the Group

附註：培訓涉及(a)企業管治；(b)法律及監管；(c)會計／財務；(d)風險管理；及(e)本集團業務營運最新資料

Board Committees

The Board has established the Nomination Committee, Remuneration Committee and Audit Committee to assist the Board to discharge its functions. Each Committee has specific written terms of reference which sets out clearly the Committee's duties and authority. The terms of reference of the Board Committees are published on the websites of the Hong Kong Stock Exchange and the Company.

董事局轄下委員會

董事局設立提名委員會、薪酬委員會及審核委員會，以協助董事局履行其職能。各委員會均具備書面特定職權範圍，清楚載列委員會之職責及權力。各董事局轄下委員會之職權範圍登載於香港聯交所網站及本公司網站。

The Committees are provided with sufficient resources to perform their duties, including the support of management and engagement of independent professional advice at the Company's expense. The Committees report to the Board on their decisions or recommendations and maintain an effective and constructive communication with the Board.

Nomination Committee

The Nomination Committee currently comprises the following five Directors with majority members being Independent Non-executive Directors:

| | |
|---|---|
| Mr. Li Kwok Sing, Aubrey (Chairman of the Committee) | Independent Non-executive Director |
| Mr. Choi Ngai Min, Michael | Independent Non-executive Director |
| Mr. Kwok Lam Kwong, Larry | Independent Non-executive Director |
| Mr. Lo Hoi Kwong, Sunny | Executive Director and Chief Executive Officer |
| Mr. Lo Ming Shing, Ian | Non-executive Director |

The Nomination Committee is primarily responsible for reviewing at least annually the structure, size and composition (including the skills, knowledge and experience) of the Board and make recommendations on any proposed changes to the Board to complement the Company's corporate strategy.

The Board adopts a Board Diversity Policy which aims to build and maintain diversity of the Board in terms of skills, professional experience, cultural and educational background, gender, age, and other attributes and strengths that are required for the Company's business from time to time. The policy stipulates that Board appointments will be made on a merit basis and candidates will be considered against objective selection criteria, with due regard for the benefits of diversity on the Board. The Nomination Committee is delegated by the Board to review the Board Diversity Policy on a regular basis, make recommendations to the Board on measurable objectives for achieving diversity of the Board as appropriate and monitor the progress on achieving the objectives.

委員會獲提供充足資源以履行其職責，包括管理層的支持及由本公司承擔費用之獨立專業意見諮詢。委員會向董事局匯報其決策或建議，並與董事局保持有效及具建設性的溝通。

提名委員會

提名委員會目前由下列五名董事組成，其中大部份成員為獨立非執行董事：

| | |
|------------------|------------|
| 李國星先生 (委員會主席) | 獨立非執行董事 |
| 蔡涯棉先生 | 獨立非執行董事 |
| 郭琳廣先生 | 獨立非執行董事 |
| 羅開光先生 | 執行董事及首席執行官 |
| 羅名承先生 | 非執行董事 |

提名委員會之主要職能為至少每年檢討董事局之架構、人數及組成(包括技能、知識及經驗)，並就任何為配合本公司策略而擬定對董事局作出的變動提議。

董事局採納董事局成員多元化政策，旨在建立及保持董事局成員於技術、專業經驗、文化及教育背景、性別、年齡以及兼備本公司業務不時所需之其他特長與優勢方面之多元化。該政策訂明董事局之委任將採納任人唯賢之基準，按客觀甄選條件遴選候選人，並適當考慮董事局成員多元化之裨益。提名委員會獲董事局授權定期檢討董事局成員多元化政策，於適當時就董事局達致多元化之可計量目標向董事局提出建議，並監察達致目標的進度。

Corporate Governance Report

企業管治報告

The Nomination Committee held one meeting during the year when the following key issues were discussed:

- Review of the structure, size and composition of the Board;
- Assessment of the independence of the Independent Non-executive Directors;
- Discussion on the arrangement of board evaluation; and
- Consideration and making recommendation to the Board on re-election of Directors for Shareholders' approval at the last annual general meeting of the Company held on 10 September 2013.

Remuneration Committee

The Remuneration Committee currently comprises the following three Independent Non-executive Directors:

| | |
|---|---------------------------------------|
| Mr. Choi Ngai Min, Michael (Chairman of the Committee) | Independent Non-executive Director |
| Mr. Li Kwok Sing, Aubrey | Independent Non-executive Director |
| Mr. Kwok Lam Kwong, Larry | Independent Non-executive Director |

The Remuneration Committee is primarily responsible for making recommendations to the Board regarding the Group's policy and structure for remuneration of Directors and senior management and determining the specific remuneration packages of individual Directors and senior management of the Company. The remuneration of Directors is determined with reference to duties and responsibilities of the role, experience and the prevailing market conditions. Remuneration of Executive Directors is structured to align with the long-term interest of the Company with significant proportion of remuneration linked to corporate and individual performance.

提名委員會於年內舉行一次會議，討論下列主要事項：

- 檢討董事局之架構、人數及組成；
- 評核獨立非執行董事之獨立性；
- 討論董事局評核之安排；及
- 考慮於二零一三年九月十日舉行之本公司上屆股東周年大會上提呈以供股東批准之董事重選，並就此向董事局作出建議。

薪酬委員會

薪酬委員會目前由下列三名獨立非執行董事組成：

| | |
|------------------|---------|
| 蔡涯棉先生 (委員會主席) | 獨立非執行董事 |
| 李國星先生 | 獨立非執行董事 |
| 郭琳廣先生 | 獨立非執行董事 |

薪酬委員會主要負責就本集團董事及高級管理人員之薪酬政策及架構，向董事局提出建議，並釐定本公司個別董事及高級管理人員之具體薪酬待遇。董事之薪酬乃參考職位之職責及責任、經驗及現行市況後釐定。執行董事之薪酬有頗大部份與公司及個人表現掛鉤，以符合本公司之長遠利益。

Three meetings of the Remuneration Committee were held during the year when the following key issues were discussed:

- Consideration of remuneration packages of the Executive Directors and senior management and making recommendation to the Board; and
- Review of the share award scheme proposal and making recommendations to the Board.

Audit Committee

The Audit Committee currently comprises the following four Independent Non-executive Directors:

| | |
|--|---------------------------------------|
| Mr. Au Siu Cheung, Albert (Chairman of the Committee) | Independent Non-executive Director |
| Mr. Kwok Lam Kwong, Larry | Independent Non-executive Director |
| Mr. Choi Ngai Min, Michael | Independent Non-executive Director |
| Mr. Li Kwok Sing, Aubrey | Independent Non-executive Director |

The Audit Committee is primarily responsible for reviewing the financial information of the Company and overseeing the financial reporting system, risk management and internal control systems and corporate governance functions.

Five meetings of the Audit Committee were held during the year when the following key issues were discussed:

- Review of the independence of the external auditor and engagement of external auditor;
- Discussion of audit findings with external auditor and the related management responses;
- Review of the Group's annual and interim financial statements and the related results announcements;

薪酬委員會於年內舉行三次會議，討論下列主要事宜：

- 考慮執行董事及高級管理人員之薪酬待遇，並就此向董事局作出建議；及
- 檢討股份獎勵計劃建議，並就此向董事局作出建議。

審核委員會

審核委員會目前由下列四名獨立非執行董事組成：

| | |
|------------------|---------|
| 區嘯翔先生 (委員會主席) | 獨立非執行董事 |
| 郭琳廣先生 | 獨立非執行董事 |
| 蔡涯棉先生 | 獨立非執行董事 |
| 李國星先生 | 獨立非執行董事 |

審核委員會主要負責審閱本公司之財務資料，以及監管財務申報制度、風險管理及內部監控系統與企業管治職能。

審核委員會於年內舉行五次會議，討論下列主要事項：

- 審閱外聘核數師之獨立性及考慮其應聘事宜；
- 與外聘核數師討論審核結果及管理層的相關回應；
- 審閱本集團全年及中期財務報表以及相關業績公告；

Corporate Governance Report

企業管治報告

- Consideration of provision for goodwill impairment of North America business and making recommendation to the Board;
- Review of the development in accounting standards and its effects on the Group, goodwill assessment and financial reporting matters;
- Review of the adequacy of resources, qualifications, experience of staff of the Group's accounting and financial reporting function as well as their training programmes and budget;
- Annual review of the Group's continuing connected transactions;
- Approval of the internal audit plan, review and monitor risk management, internal control performance as well as the effectiveness of the internal control system;
- Consideration and making recommendations to the Board the adoption of certain corporate governance policies, including Conflict of Interest Policies, Disclosure Policy, Corporate Compliance Policy and Protocol on Malpractice Reporting and Investigation;
- Review of the Company's practices on corporate governance and making recommendations to the Board; and
- Review of the Company's compliance with CG Code and disclosures in the Corporate Governance Report.
- 考慮北美洲業務之商譽減值撥備，並向董事局作出建議；
- 審閱會計準則之發展及其對本集團之影響、商譽評估及財政匯報事宜；
- 審閱本集團會計及財務匯報職能方面的資源、員工資歷及經驗，以及培訓課程及有關預算是否充足；
- 本集團持續關連交易之年度審閱；
- 批准內部審核計劃，檢討及監督風險管理、內部監控表現及內部監控系統之有效性；
- 考慮採納若干企業管治政策，包括利益衝突政策、披露政策、企業合規政策以及不當行為舉報及調查規章，並就此向董事局作出建議；
- 檢討本公司之企業管治常規，並就此向董事局作出建議；及
- 審閱本公司對企業管治守則的遵守及企業管治報告所載之披露。

During the year, the Audit Committee held two private sessions with the external auditor and external internal audit consultant respectively without the presence of management.

年內，審核委員會分別與外聘核數師及外聘之內部審計顧問舉行兩次管理層不在場的會議。

Board and Board Committee Meetings

The Board held four scheduled meetings at approximately quarterly intervals and two special meetings during the year.

Proposed dates for regular Board and Board Committee meetings for the year are provided to Directors at the beginning of the year. Formal notices of at least 14 clear calendar days are given in respect of regular meetings. For special Board or Board Committee meetings, reasonable notices are given. Arrangement is in place to invite Directors to include matters in the agenda for regular meetings.

Agenda of the meetings and the accompanying papers for regular Board and Board Committee meetings are sent in full to Directors at least three clear calendar days before the date of the meetings.

Minutes of Board and Board Committee meetings recorded in sufficient details the matters considered and decision reached, including any concern raised by Directors or dissenting views expressed. Draft and final versions of minutes were sent to all Directors for comments within a reasonable time after the meetings.

董事局及董事局委員會會議

年內，董事局召開四次常規會議，約每季度一次，以及兩次特別會議。

董事於年初獲通知將於年內召開的董事局及董事局轄下委員會定期會議之建議日期。定期會議之正式通告於會議舉行前最少14個曆日發出。董事局或董事局轄下委員會之特別會議則在合理期限內給予通告。董事局訂有安排，邀請董事提出商討事項列入定期會議之議程。

有關董事局及董事局轄下委員會定期會議之議程及隨附之會議文件，會在召開會議日期前至少三個曆日全部呈交董事。

董事局及董事局轄下委員會之會議紀錄充分記載會議所考慮事項及所達成決策之詳情，包括董事提出之任何關注或異議。會議紀錄之初稿及終稿於會後合理期限內呈交全體董事以徵詢意見。

Corporate Governance Report

企業管治報告

Attendance records of the Directors at Board meetings, Board Committee meetings and Annual General Meeting held during the year ended 31 March 2014 are set out below:

各董事於截至二零一四年三月三十一日止年度內舉行之董事局會議、董事局轄下委員會會議及股東周年大會之出席紀錄載列如下：

**Number of meetings attended/held
during the year ended 31 March 2014**
於截至二零一四年三月三十一日止年度
出席／召開之會議次數

| | | Board Meeting 董事局會議 | Nomination Committee Meeting 提名委員會會議 | Remuneration Committee Meeting 薪酬委員會會議 | Audit Committee Meeting 審核委員會會議 | Annual General Meeting 股東周年大會 |
|--|------------------|------------------------|---|---|------------------------------------|----------------------------------|
| Executive Directors | | 執行董事 | | | | |
| Mr. Lo Hoi Kwong, Sunny (Chief Executive Officer) | 羅開光先生 (首席執行官) | 6/6 | 1/1 | N/A 不適用 | N/A 不適用 | 1/1 |
| Ms. Lo Pik Ling, Anita | 羅碧靈女士 | 6/6 | N/A 不適用 | N/A 不適用 | N/A 不適用 | 1/1 |
| Mr. Lo Tak Shing, Peter | 羅德承先生 | 6/6 | N/A 不適用 | N/A 不適用 | N/A 不適用 | 1/1 |
| Non-executive Directors | | 非執行董事 | | | | |
| Mr. Chan Yue Kwong, Michael (Chairman) | 陳裕光先生 (主席) | 6/6 | N/A 不適用 | N/A 不適用 | N/A 不適用 | 1/1 |
| Mr. Lo Ming Shing, Ian | 羅名承先生 | 6/6 | 1/1 | N/A 不適用 | N/A 不適用 | 1/1 |
| Mr. Hui Tung Wah, Samuel | 許棟華先生 | 6/6 | N/A 不適用 | N/A 不適用 | N/A 不適用 | 1/1 |
| Independent Non-executive Directors | | 獨立非執行董事 | | | | |
| Mr. Choi Ngai Min, Michael | 蔡涯棉先生 | 6/6 | 1/1 | 3/3 | 5/5 | 1/1 |
| Mr. Li Kwok Sing, Aubrey | 李國星先生 | 5/6 | 1/1 | 3/3 | 5/5 | 1/1 |
| Mr. Kwok Lam Kwong, Larry | 郭琳廣先生 | 5/6 | 1/1 | 3/3 | 5/5 | 1/1 |
| Mr. Au Siu Cheung, Albert | 區嘯翔先生 | 5/6 | N/A 不適用 | N/A 不適用 | 5/5 | 1/1 |

Accountability and Audit

Financial Reporting

The Directors acknowledge their responsibilities for preparing the Group's financial statements, which give a true and fair view of the state of affairs of the Group and of the results and cash flow for the reporting period. The Board is aware that its responsibilities to present a balanced, clear and understandable assessment extend to annual and interim reports, reports to regulators, other inside information and financial disclosures required under the Listing Rules as well as information required to be disclosed pursuant to statutory requirements.

Management provides the Board and its Committees with adequate information in a timely manner to enable the Directors to make an informed assessment of the financial and other information put before the Board for approval. Each Director has separate and independent access to the Company's senior management for inquiries and additional information.

External Auditor

A statement by the external auditor about their reporting responsibilities is included in the Independent Auditor's Report on pages 77 to 79 of the Company's 2014 Annual Report.

For the year under review, the remuneration paid to the Company's auditor, PricewaterhouseCoopers, is set out as follows:

| Type of services | 服務種類 | Fee paid/payable 已付／應付費用 HK\$'000 千港元 |
|---------------------|--------|--|
| Audit services | 核數服務 | 4,307 |
| Non-audit services* | 非核數服務* | 2,137 |
| Total | 總計 | 6,444 |

* The non-audit services include mainly advisory services on taxation and corporate governance and compliance.

問責及核數

財務匯報

董事確認彼等有責任編製本集團之財務報表，以真實和公正地反映本集團於匯報期間之業務狀況以及業績及現金流動狀況。董事局知悉其須作出平衡、清晰及易於理解的評審責任適用於年度及中期報告、向監管者提交之報告、根據上市規則規定須予披露之其他內幕資料及財務資料，以及根據法例規定須予披露之資料。

管理層適時向董事局及其轄下委員會提供充足資料，確保董事可就提交予董事局批准之財務及其他資料作出知情評估。各董事可自行接觸本公司之高級管理人員，以作出查詢及獲取進一步資料。

外聘核數師

外聘核數師就彼等之申報責任作出之聲明載列於本公司二零一四年報第77至79頁之獨立核數師報告內。

於回顧年內，本公司支付核數師羅兵咸永道會計師事務所之酬金載列如下：

* 非核數服務主要包括有關稅項、企業管治及合規諮詢服務。

Corporate Governance Report

企業管治報告

Internal Control and Risk Management

The Board is responsible for maintaining an adequate internal control system to safeguard Shareholders' investments and the Group's assets, and reviewing the effectiveness of the internal control system.

The Group adopts a control and risk self-assessment methodology and continuously assesses and manages its business risks by way of assessment by the headquarters of the Group and each business unit on a regular basis, and communication of key control procedures to employees.

With assistance of external consultant under a co-sourcing arrangement, Internal Audit Department and the external consultant have continuous review of the Group's internal control system, working systems and workflows, as well as management systems. The review is conducted by making reference to the guidelines and definitions given by the regulatory and professional bodies for the purpose of assessing the five different internal control elements, namely, the control environment, risk assessment, control activities, information and communication, and monitoring.

The Group has established defined organisational structures. Authority to operate various business functions is delegated to respective management within limits set by senior management of the headquarters or the Executive Directors. The senior management by way of Management Board as led by the Chief Executive Officer meets on a regular basis to discuss and approve business plans and budgets prepared by individual business units. The performance of the Group is reported to the Board on a regular basis.

The importance of internal controls and risk management is communicated to staff members in order to foster a control environment and awareness within the Group. The Group has properly documented the operational procedures of all related business units, as well as authorisation and approval procedures for significant decision making.

內部監控及風險管理

董事局負責維持健全之內部監控系統，以保障股東之投資及本集團資產，並且檢討內部監控系統之有效性。

本集團採納監控及風險自我評估方法，透過對本集團總部及各業務單位之定期評估，持續就業務風險進行評估及管理，同時向僱員傳達主要之監控程序。

內部審計部在外聘顧問協助下，以合作模式持續共同檢討內部監控系統、營運系統及工作流程，以及管理系統。檢討工作乃參照監管及專業機構提供之指引及定義，評估五項不同之內部監控元素（即監控環境、風險評估、監控活動、資訊與溝通及監督）。

本集團已建立明確之組織架構。由總部之高級管理層或執行董事制定授權範圍，授予相關管理層執行各種不同業務功能之權力。管理局以首席執行官為首，領導高級管理層舉行定期會議，討論及審批個別業務單位制定之業務計劃及預算案，並定期向董事局匯報本集團之表現。

本集團向員工傳達內部監控及風險管理之重要性，以提昇及培養員工對監控環境及關注之意識。本集團適當記載所有相關業務單位之操作程序，以及重大決策之授權及批核程序。

The Group is committed to maintaining high standards of corporate governance. Guidelines on specific areas including corporate and financial reporting, conflicts of interest, personal benefits, relations with suppliers and contractors, disclosure of inside information, malpractice reporting and investigation have been issued. New employees are informed of the Code of Ethics, corporate mission and objectives through the Group's staff orientation programme.

The Group identifies, assesses and ranks the risks that are relevant to the Group's business according to their likelihood, financial consequence and reputational impact on the Group. Risk profile is reassessed periodically and the latest assessment was conducted in 2014. Food safety is always the core risk element in the risk profile. Its related controlling and monitoring mechanism have been embedded in the day-to-day business operations. Identified issues are closely managed and resolved in a proactive and timely manner.

Annual internal audit work plan is developed based on the result of risk assessment. The work plan is reviewed and approved by management and the Audit Committee. During the year, the Internal Audit Department and the external consultant conducted internal control reviews covering financial, operational and compliance controls of operations in Hong Kong, Southern China and North America. Internal Audit Department also conducted ad hoc review requested by management. Key business heads in Hong Kong, the Mainland China and North America confirmed the effectiveness of the internal controls system during the year. Audit recommendations are agreed with respective department heads. They are tracked and followed up for proper implementation. Progress is reported to management and the Audit Committee on a regular basis. The Audit Committee reports to the Board on any material issues and makes recommendations to the Board.

The Board, through the Audit Committee, has conducted an annual review and assessment of the effectiveness of the risk management and internal control system of the Group for the year ended 31 March 2014 and was satisfied with the effectiveness of the Group in managing risks based on management reports and the result of internal control reviews.

本集團致力維持高水平之企業管治，設有有關特定範疇之指引，包括企業及財務匯報、利益衝突、個人權益、與供應商及承辦商關係、披露內幕消息、不當行為舉報及調查。新僱員可透過員工入職培訓瞭解本集團之道德守則、企業使命及目標。

本集團根據各風險事項發生之可能性、財務後果以及對聲譽影響等各方面因素，對業務相關之風險作出辨識、評估及排序，並定期對風險庫作出重新評估，最新之評估於二零一四年進行。食品安全為風險庫中一大主要項目，相關之監控及監察機制已應用於日常業務操作系統內。獲識別的問題會被密切監控及作出主動及適時處理。

年度之內部審計工作計劃乃根據風險評估的結果制定，並獲管理層和審核委員會審批。年內，內部審計部與外聘顧問對香港、華南及北美洲業務進行內部監控檢討工作，包括財務、營運及合規控制。內部審計部亦應管理層要求，進行突發性檢討工作。年內，香港、國內及北美洲主要業務負責人均已確認內部監控系統之有效性。內部審計部會就審核建議與相關部門主管達成協議，並作查察及跟進，力求妥善實行，並定期向管理層及審核委員會匯報進度。審核委員會須就任何重大事項向董事局匯報，並向董事局提出建議。

董事局已透過審核委員會就本集團截至二零一四年三月三十一日止年度之風險管理及內部監控系統有效性進行年度檢討及評估。根據管理層報告及內部監控檢討結果，董事局對本集團風險管理之有效性表示滿意。

Corporate Governance Report

企業管治報告

Whistleblowing Policy

The Group seeks to conduct its business honestly and with integrity at all times. During the year, the Board launched the Protocol on Malpractice Reporting and Investigation to provide guidance to our employees and business partners who may, from time to time, feel that they need to raise certain issues relating to the Group in confidence and to ensure that they can raise any matters of genuine concern without fear of reprisals, in the knowledge that they will be taken seriously and that the matters will be investigated appropriately and regarded as confidential.

Under the Group's Protocol on Malpractice Reporting and Investigation, employees and business partners may raise their concern by sending their malpractice reports to Head of Internal Audit who reports directly to the Audit Committee on receipt and investigation of malpractice reports. For malpractice reports concerning the Chief Executive Officer, Chief Financial Officer and/or any members of the Management Board, informants may make direct reports to the Chairman of Audit Committee.

Directors' Securities Transactions

The Company has adopted the Model Code for Securities Transactions by Directors of Listed Issuers (the "Model Code") set out in Appendix 10 to the Listing Rules as its own code of conduct regarding directors' securities transactions. Having made specific enquiry of all Directors of the Company, the Directors have confirmed that they had complied with the required standard set out in the Model Code during the year ended 31 March 2014.

The Board has also adopted written guidelines based on the Model Code for relevant employees of the Group in respect of their dealings in the Company's securities.

舉報政策

本集團始終秉承以誠信營運之宗旨。年內，董事局發佈不當行為舉報及調查規章，為可能不時認為需要在保密的情況下舉報有關本集團若干情況之僱員及業務夥伴提供指引，並確保彼等在知悉本集團會認真處理及作妥善調查並保密的情況下，通報彼等真誠關切之任何事項，而毋須顧慮會遭受報復。

根據本集團之不當行為舉報及調查規章，僱員及業務夥伴可透過向內部審計主管遞交不當行為報告進行舉報，內部審計主管則就收到及調查不當行為報告直接向審核委員會匯報。涉及首席執行官、首席財務官及／或任何管理局成員之不當行為報告，舉報人可直接向審核委員會主席舉報。

董事證券交易

本公司已採納上市規則附錄十所載之上市發行人董事進行證券交易的標準守則（「標準守則」），作為本公司董事進行證券交易之操守守則。經向本公司全體董事作出特定查詢後，董事均已確認彼等於截至二零一四年三月三十一日止年度已遵守標準守則所規定之準則。

董事局亦根據標準守則採納本集團相關僱員買賣本公司證券之書面指引。

Inside Information

With respect to procedures and internal controls for the handling and dissemination of inside information, the Company takes seriously of its obligations under the new Part XIVA of the Securities and Futures Ordinance and the Listing Rules. The Group's Disclosure Policy sets out guidelines and procedures to the Directors and officers of the Group to ensure inside information of the Group is to be disseminated to the public in equal and timely manner. Briefing session is held regularly for officers to facilitate their understanding and compliance with the policy.

Company Secretary

Company Secretaries of the Company report to the Board and also to the Chief Executive Officer and Chief Financial Officer on day-to-day duties and responsibilities. Company Secretaries are responsible for supporting and advising the Board on governance matters. All Directors have access to the advice and service of the Company Secretaries to ensure that board procedures, all applicable rules and regulations, are followed.

The Company Secretaries complied with the professional training requirement under the Listing Rules during the year.

Communication with Shareholders and Shareholders' Rights

Shareholders' Communication Policy

The Company has established Shareholders' Communication Policy to ensure proactive communication with Shareholders and keep Shareholders informed of balanced and understandable information about the Company in a factual and timely manner. The Policy also serves to govern the Company's open and regular dialogue with Shareholders, fund managers, analysts and the media through effective corporate communication system covering various communication channels including shareholders meetings, corporate's publications and website, press and analyst conferences.

內幕資料

在處理及發放內幕資料之程序及內部監控方面，本公司高度重視其於證券及期貨條例新XIVA部及上市規則下之責任。本集團之披露政策載列對本集團董事及管理人員之指引及程序，以確保本集團之內幕資料公平、及時地公開。本集團定期為管理人員舉行簡報會，協助彼等了解及遵守相關政策。

公司秘書

本公司之公司秘書向董事局匯報，並向首席執行官及首席財務官匯報日常職責及責任。公司秘書負責就管治事宜向董事局提供支持及意見。所有董事均可獲得公司秘書之意見和服務，以確保董事局程序及所有適用規則和規例均獲得遵守。

年內，公司秘書已遵守上市規則之專業培訓規定。

與股東之溝通及股東權利

股東溝通政策

本公司訂有股東溝通政策，以確保與股東積極溝通，並讓股東能真實和適時掌握關於本公司之平衡及易於理解的資料。該政策亦規管本公司透過有效的企業通訊制度（包括股東大會、公司刊物及網站、新聞發佈會及分析師會議等多種通訊渠道）與股東、基金管理人、分析師及媒體進行之公開及定期溝通。

Corporate Governance Report

企業管治報告

Shareholders' Meeting

At the last annual general meeting of the Company held on 10 September 2013, the Chairman of the Board, Chairmen of the Audit Committee, the Remuneration Committee and Nomination Committee and the external auditor were present to communicate with Shareholders. Procedures for the poll voting on the proposed resolutions were explained at the meeting by the Chairman. The Company's Hong Kong branch share registrar, Computershare Hong Kong Investor Services Limited, acted as scrutineer to ensure the votes were properly counted and the poll results were published on both the websites of the Company and the Hong Kong Stock Exchange.

Shareholders' Rights

Subject to the applicable laws and regulations, the Listing Rules and the Bye-laws, Shareholders may convene general meetings of the Company and put forward proposals at general meetings. The procedures for Shareholders to convene a special general meeting, put forward proposals at shareholders' meetings and propose a person for election as a director of the Company are available on the website of the Company at www.cafedecoral.com.

Shareholders may also send their enquiries and concern to the Board by addressing them to the Company Secretary of the Company at the Company's head office at 10th Floor, Café de Coral Centre, 5 Wo Shui Street, Fo Tan, Shatin, New Territories, Hong Kong. Shareholders can also make enquiries to the Board directly at the general meetings.

The Company's memorandum of association and bye-laws are available on the websites of the Company and the Hong Kong Stock Exchange. During the year ended 31 March 2014, there was no change to the memorandum of association and bye-laws of the Company.

股東大會

在本公司於二零一三年九月十日舉行之上屆股東周年大會上，董事局主席以及審核委員會、薪酬委員會及提名委員會之主席及外聘核數師均出席並與股東溝通。主席在大會上對建議決議案進行投票表決之程序作出解釋。本公司之股票登記過戶處香港分處香港中央證券登記有限公司擔任監票人，確保票數均作適當點算。表決結果登載於本公司及香港聯交所網站。

股東權利

根據適用之法律及規例、上市規則及公司細則，股東可召開本公司股東大會並於會上提呈議案。有關股東召開股東特別大會、在股東大會上提呈議案及提名任何人士參選本公司董事之程序，可於本公司網站 www.cafedecoral.com 查閱。

股東亦可向董事局作出查詢及提問，將之寄往本公司總辦事處（地址為香港新界沙田火炭禾穗街五號大家樂中心十樓），並註明收件人為本公司之公司秘書。股東亦可直接在股東大會上向董事局作出查詢。

本公司之組織章程大綱及公司細則可於本公司及香港聯交所網站查閱。截至二零一四年三月三十一日止年度，本公司之組織章程大綱及公司細則概無任何變動。

Investor Relations

Management of the Company regularly meets with institutional investors, financial analysts and financial media, and releases information related to the business progress of the Company to provide updates on the recent developments of the Company. The Company has regularly participated in conferences and roadshows to enhance communication with the investment community. Investors are welcome to send their enquiries to our Investor Relations Officer at irs@cafedecoral.com or browse the Company's website for latest update information of the Group.

Major investor relations activities participated by the Company during the year are set out below:

| Event 活動 | Organiser 主辦機構 | Location 地點 |
|---|----------------------------|-----------------|
| Asia Consumer & Gaming Conference 亞洲消費及博彩企業會議 | Barclays 巴克萊 | Hong Kong 香港 |
| Consumer Access Day 消費企業研討日 | CLSA 里昂證券 | Hong Kong 香港 |
| Asia Pacific Emerging Corporate Day 亞太區新興市場企業研討日 | Standard Chartered 渣打銀行 | Hong Kong 香港 |
| Hong Kong/China Consumer Conference 香港／中國消費企業會議 | Citi 花旗 | Hong Kong 香港 |
| Asian Investment Conference 亞洲投資會議 | Credit Suisse 瑞信 | Hong Kong 香港 |

The Company also conducts regular meetings with the financial analysts and financial media updating the Company's business performance and future directions. During the year, seven financial investment organisations published research coverage in respect of the Company. Details of research coverage list and contact of respective investment banks or organisations can be obtained at the Company's website.

投資者關係

本公司管理層定期會見機構投資者、財務分析員及財經媒體，發放有關本公司業務進展之資料，更新本公司之發展近況。本公司定期參與及出席投資者會議及路演，與投資人士加強溝通。投資者可將其查詢電郵至本集團投資者關係負責人，電郵地址為 irs@cafedecoral.com，或登入本公司網站，閱覽本集團近期更新的資訊。

年內本公司參與的主要投資者關係活動載列如下：

本公司亦定期與財務分析員及財經媒體會面，更新本公司的業務表現及未來動向。年內，共有七間財務投資銀行及機構發表有關本公司之業務分析及研究報告，有關研究報告與投資銀行及機構的聯絡人資料載於本公司網站。

Directors' Report

董事局報告

The Directors are pleased to present their report together with the audited financial statements of Café de Coral Holdings Limited (the "Company") and its subsidiaries (collectively, the "Group") for the year ended 31 March 2014.

Principal Activities

The principal activity of the Company is investment holding. The Group is principally engaged in the operation of quick service restaurants, fast casual dining, institutional catering, specialty restaurant chains as well as food processing and distribution. The activities of the principal subsidiaries are set out in Note 10 to the consolidated financial statements.

Results and Appropriations

Results of the Group for the year are set out in the consolidated income statement on page 83 of the Company's 2014 Annual Report.

During the year, an interim dividend of HK17 cents per share was paid. The Board has recommended the payment of a final dividend of HK51 cents per share, totaling approximately HK\$295,168,000 to the shareholders whose names appear on the register of members of the Company on 17 September 2014. The proposed final dividend is subject to approval by the shareholders of the Company at the forthcoming Annual General Meeting to be held on 11 September 2014. Details of dividends for the year ended 31 March 2014 are set out in Note 30 to the consolidated financial statements.

Reserves

Distributable reserves of the Company as at 31 March 2014 amounted to approximately HK\$667,834,000.

Movements in the reserves of the Group and of the Company during the year are set out in Note 23 to the consolidated financial statements.

董事欣然呈報大家樂集團有限公司(「本公司」)及其附屬公司(統稱「本集團」)截至二零一四年三月三十一日止年度之董事局報告及經審核財務報表。

主要業務

本公司主要業務為投資控股。本集團主要經營連鎖式速食餐飲、快餐廳、機構飲食、特式餐廳以及食品生產及分銷業務。主要附屬公司之業務載列於綜合財務報表附註10。

業績及溢利分配

本集團年度之業績載列於本公司二零一四年報第83頁之綜合損益表內。

年內已派發中期股息每股17港仙。董事局建議向於二零一四年九月十七日名列本公司股東名冊的股東派發末期股息每股51港仙，合共約295,168,000港元。該建議之末期股息須待本公司股東在二零一四年九月十一日舉行之股東周年大會上通過，方可作實。截至二零一四年三月三十一日止年度之股息詳情載列於綜合財務報表附註30。

儲備

於二零一四年三月三十一日，本公司之可分配儲備約為667,834,000港元。

本集團及本公司於年內之儲備變動情況載列於綜合財務報表附註23。

Major Customers and Suppliers

For the year ended 31 March 2014, the percentage of sales or purchases attributable to the Group's five largest customers or suppliers was less than 30%.

Property, Plant and Equipment

Details of movements in property, plant and equipment of the Group are set out in Note 7 to the consolidated financial statements.

Principal Investment Properties

Details of the principal properties held for investment purposes are set out on page 201 of the Company's 2014 Annual Report.

Donations

During the year, the Group made charitable and other donations totaling HK\$498,000.

Share Capital

Details of movements in share capital of the Company are set out in Note 22 to the consolidated financial statements.

Five-Year Financial Summary

A summary of the results and of the assets and liabilities of the Group for the last five financial years is set out on pages 202 to 204 of the Company's 2014 annual report.

Pre-emptive Rights

There is no provision for pre-emptive rights under the Company's Bye-laws and there is no restriction against such rights under the laws of Bermuda.

主要客戶及供應商

於截至二零一四年三月三十一日止年度，本集團主要五大客戶或五大供應商佔本集團之營業額或採購額分別少於30%。

物業、廠房及設備

本集團之物業、廠房及設備變動情況載列於綜合財務報表附註7。

主要投資物業

本集團之主要投資物業載列於本公司二零一四年報第201頁。

捐款

年內，本集團之慈善及其他捐款合共為498,000港元。

股本

本公司之股本變動情況載列於綜合財務報表附註22。

五年財務概要

本集團過去五個財政年度之業績及資產負債概要載列於本公司二零一四年報第202至204頁。

股本優先購買權

本公司之公司細則並無股本優先購買權之條文，百慕達之法例亦無對此等權利作出限制。

Directors' Report

董事局報告

Purchase, Sale or Redemption of Shares

During the year ended 31 March 2014, neither the Company nor any of its subsidiaries purchased, sold or redeemed the Company's listed securities.

Convertible Securities, Options, Warrants or Similar Rights

Other than the share option schemes described below, the Company had no outstanding convertible securities, options, warrants or similar rights as at 31 March 2014. Save as disclosed below, there has been no issue or exercise of any convertible securities, options, warrants or similar rights during the year.

Directors

The Directors who held office during the year and up to the date of this report are:

Executive Directors

Mr. Lo Hoi Kwong, Sunny (*Chief Executive Officer*)

Ms. Lo Pik Ling, Anita

Mr. Lo Tak Shing, Peter

Non-executive Directors

Mr. Chan Yue Kwong, Michael (*Chairman*)

Mr. Lo Ming Shing, Ian

Mr. Hui Tung Wah, Samuel

Independent Non-executive Directors

Mr. Choi Ngai Min, Michael

Mr. Li Kwok Sing, Aubrey

Mr. Kwok Lam Kwong, Larry

Mr. Au Siu Cheung, Albert

購買、出售或贖回股份

於截至二零一四年三月三十一日止年度，本公司及其任何附屬公司並無購買、出售或贖回本公司之上市證券。

可換股證券、認股特權、認股權證或類似權利

除下文所述之特權認股計劃外，本公司於二零一四年三月三十一日並無任何尚未行使其可換股證券、認股特權、認股權證或類似權利。除下文所述外，年內並無發行或行使任何可換股證券、認股特權、認股權證或其他類似權利。

董事

於年內及截至本報告日期任職之董事載列如下：

執行董事

羅開光先生 (*首席執行官*)

羅碧靈女士

羅德承先生

非執行董事

陳裕光先生 (*主席*)

羅名承先生

許棟華先生

獨立非執行董事

蔡涯棉先生

李國星先生

郭琳廣先生

區嘯翔先生

Directors (Continued)

In accordance with Bye-law 109(A) of the Company's Bye-laws, the Rules Governing the Listing of Securities (the "Listing Rules") on The Stock Exchange of Hong Kong Limited (the "Hong Kong Stock Exchange") and the Company's corporate governance practice, Ms. Lo Pik Ling, Anita, Mr. Lo Tak Sing, Peter, Mr. Chan Yue Kwong, Michael, Mr. Choi Ngai Min, Michael and Mr. Kwok Lam Kwong, Larry shall retire by rotation at the forthcoming Annual General Meeting and, being eligible, offer themselves for re-election.

Mr. Choi Ngai Min, Michael and Mr. Kwok Lam Kwong, Larry have served the Board as Independent Non-executive Directors for more than nine years. Mr. Choi and Mr. Kwok have each made an annual confirmation of independence pursuant to Rule 3.13 of the Listing Rules. Notwithstanding the length of their tenures, the Board is satisfied that, taking into account, inter alia, the valuable independent judgment, advice and objective views contributed by Mr. Choi and Mr. Kwok over the years, both Mr. Choi and Mr. Kwok are of such character, integrity and experience commensurate with office of independent non-executive directors. The Board is not aware of any circumstance that might influence the independence of Mr. Choi and Mr. Kwok.

Directors' Service Contracts

None of the Directors who are proposed for re-election at the forthcoming Annual General Meeting has a service contract with the Company which is not determinable by the Company within one year without payment of compensation, other than statutory compensation.

Directors' Interests in Contracts

Saved as disclosed in this report, no contracts of significance in relation to the Group's business to which the Company or any of its subsidiaries was a party and in which a Director of the Company had a material interest, whether directly or indirectly, subsisted at the end of the year ended 31 March 2014 or at any time during the year.

董事(續)

根據本公司之公司細則第109(A)條、香港聯合交易所有限公司(「香港聯交所」)證券上市規則(「上市規則」)及本公司之企業管治常規，羅碧靈女士、羅德承先生、陳裕光先生、蔡涯棉先生及郭琳廣先生須於應屆股東周年大會上輪值告退並符合資格膺選連任。

蔡涯棉先生及郭琳廣先生擔任董事局之獨立非執行董事已逾九年。蔡先生及郭先生已各自根據上市規則第3.13條作出獨立性年度確認。即使蔡先生及郭先生已在任多年，考慮到(當中包括)蔡先生及郭先生多年來所作出之寶貴獨立判斷、建議及客觀意見，董事局認為蔡先生及郭先生均擁有獨立非執行董事應有的特點、誠信及經驗。董事局概不知悉有任何影響蔡先生及郭先生獨立性的情況。

董事服務合約

所有擬於應屆股東周年大會上膺選連任之董事，概無與本公司訂立本公司不可於一年內無償(法定補償除外)終止的服務合約。

董事於合約之權益

除本報告所披露者外，於二零一四年三月三十一日止年度終結日或年內任何時間，概無任何本公司董事在本公司或其附屬公司涉及本集團業務之重大合約上直接或間接擁有任何重大權益。

Directors' Report

董事局報告

Directors' Right to Acquire Shares or Debentures

Save as disclosed in this report, at no time during the year ended 31 March 2014 was the Company or any of its subsidiaries a party to any arrangements to enable the Directors to acquire benefits by means of acquisition of shares in, or debentures of, the Company or any other body corporate.

Share Option Schemes

2003 Scheme

Pursuant to a share option scheme adopted by the Company on 24 September 2003 (the "2003 Scheme"), the Company may grant options to eligible participants to subscribe for ordinary shares in the Company subject to the terms and conditions stipulated therein. The Company granted options to certain employees of the Group (including Executive Directors of the Company) pursuant to the 2003 Scheme. Summary of details of the 2003 Scheme is as follows:

| | |
|---------------------|--|
| Purpose | To grant incentives for retaining and rewarding eligible participants for their contributions to the business and development of the Group |
| Participants | Employees (whether full-time or part-time), executive directors, non-executive directors and independent non-executive directors of the Company or any of its subsidiaries, suppliers and customers of the Group and consultants, advisers, managers, officers and corporations that provide research, development or other technical support to the Group |

董事認購股份或債券之權利

除本報告所披露外，本公司或其任何附屬公司於二零一四年三月三十一日止年度內任何時間並無作為任何安排之參與方，致使董事藉購入本公司或任何其他法人團體之股份或債券而獲益。

特權認股計劃

二零零三年計劃

根據本公司於二零零三年九月二十四日採納之特權認股計劃（「二零零三年計劃」），本公司可按其條款及條件，向合資格參與者授出認股特權以認購本公司之普通股。本公司曾按二零零三年計劃授出認股特權予本集團若干僱員（包括本公司執行董事）。二零零三年計劃之概要如下：

| | |
|------------|--|
| 目的 | 為了保留及獎勵合資格參與者，獎勵彼等對本集團業務及發展作出之貢獻 |
| 參與者 | 本公司或其任何附屬公司之僱員（全職或兼職）、執行董事、非執行董事及獨立非執行董事、本集團之供應商及客戶和提供研究、發展或其他技術支援予本集團之顧問、諮詢人、經理、主任及機構 |

Share Option Schemes (Continued)

2003 Scheme (Continued)

| | |
|--|--|
| Total number of ordinary shares available for issue and the percentage of the issued share capital that it represents as at the date of this report | 7,661,000 ordinary shares representing 1.3% of the issued share capital as at 24 June 2014 |
| Maximum entitlement of each participant | In any 12-month period shall not exceed 1% of the shares in issue |
| Period within which the securities must be taken up under an option | Unless otherwise specified in the offer document, a period of five years commencing on the date on which an option becomes exercisable and expiring on the last day of the five-year period save that such period shall not expire later than ten years from the date of grant |
| Minimum period for which an option must be held before it can be exercised | Unless otherwise specified in the offer document, there is no general requirement that an option must be held for any minimum period before it can be exercised |
| Amount payable on acceptance of the option | HK\$1.00 |

特權認股計劃(續)

二零零三年計劃(續)

| | |
|------------------------------------|--|
| 可供發行普通股總數及於本報告日其所佔已發行股本之百分比 | 7,661,000 股普通股，相等於二零一四年六月二十四日已發行股本之1.3% |
| 每名參與者可獲發之上限 | 於任何12個月期間不得超過已發行股本之1% |
| 根據認股特權認購證券之期限 | 除非授出文件另有註明，根據認股特權之條文可行使認股特權之日起計五年，並於該第五年最後一日屆滿，惟該年期不得超逾授出日期起十年 |
| 行使認股特權前須持有之最低期限 | 除非授出文件另有註明，並無規定承授人於行使認股特權前之最低持有期限 |
| 接納認股特權時應付之金額 | 1.00 港元 |

Directors' Report

董事局報告

Share Option Schemes (Continued)

2003 Scheme (Continued)

Basis of determining the exercise price Not less than the highest of (i) the closing price of the Company's shares as stated in the Hong Kong Stock Exchange's daily quotations sheet on the date of grant, which must be a business day; (ii) the average of the closing prices of the Company's shares as stated in the Hong Kong Stock Exchange's daily quotations sheet for the five business days immediately preceding the date of grant; and (iii) the nominal value of a Company's share

The remaining life of the scheme The 2003 Scheme expired on 24 September 2013

2012 Scheme

The Company adopted a share option scheme upon the passing of a shareholders' resolution on 11 September 2012 (the "2012 Scheme"). Pursuant to the 2012 Scheme, the Board may grant options to the eligible participants to subscribe for ordinary shares in the Company subject to the terms and conditions stipulated therein. As of the date of this report, no share options have been granted by the Company under the 2012 Scheme. Summary of details of the 2012 Scheme is as follows:

Purpose To grant incentives for retaining and rewarding eligible participants for their contributions to the business and development of the Group

特權認股計劃(續)

二零零三年計劃(續)

行使價之釐定基準 不低於(i)於授出日期(須為營業日)本公司股份在香港聯交所每日報價表所載之收市價；(ii)緊接授出日期前五個營業日本公司股份於香港聯交所每日報價表所載之平均收市價；及(iii)本公司股份面值，以最高者為準

計劃之剩餘年期 二零零三年計劃已於二零一三年九月二十四日到期屆滿

二零一二年計劃

本公司於二零一二年九月十一日通過股東決議案採納一項特權認股計劃(「二零一二年計劃」)。根據二零一二年計劃，董事局可按其條款及條件，向合資格參與者授出認股特權以認購本公司普通股。截至本報告日期，本公司尚未根據二零一二年計劃授出任何認股特權。二零一二年計劃之詳情概要如下：

目的 為了保留及獎勵合資格參與者，獎勵彼等對本集團業務及發展作出之貢獻

Share Option Schemes (Continued)

2012 Scheme (Continued)

Participants Employees, executive directors, non-executive directors and independent non-executive directors of the Company or any of its subsidiaries, suppliers and customers of the Group and consultants, advisers, managers, officers and corporations that provide research, development or other technical support to the Group

Total number of ordinary shares available for issue and the percentage of the issued share capital that it represents as at the date of this report 57,182,403 ordinary shares representing 9.9% of the issued share capital as at 24 June 2014

Maximum entitlement of each participant In any 12-month period shall not exceed 1% of the shares in issue

Period within which the securities must be taken up under an option Such period shall be determined by the Board and specified in the letter to the grantee, which may be varied by the Board in accordance with the terms of the 2012 Scheme, provided that it shall not under any circumstances exceed ten years from the date of grant of the relevant option

特權認股計劃(續)

二零一二年計劃(續)

參與者 本公司或其任何附屬公司之僱員、執行董事、非執行董事及獨立非執行董事、本集團之供應商及客戶和提供研究、發展或其他技術支援予本集團之顧問、諮詢人、經理、主任及機構

可供發行普通股總數及於本報告日其所佔已發行股本之百分比 57,182,403 股普通股，相等於二零一四年六月二十四日已發行股本之9.9%

每名參與者可獲發之上限 於任何12個月期間不得超過已發行股本之1%

根據認股特權認購證券之期限 該期限須由董事局釐定且於予承授人之函件中指明，並可由董事局根據二零一二年計劃之條款作出更改，惟該期限在任何情況下不得超逾授出日期起十年

Directors' Report

董事局報告

Share Option Schemes (Continued)

2012 Scheme (Continued)

Minimum period for which an option must be held before it can be exercised

The Board may, in its discretion, determine the time or period when the right to exercise the option in respect of all or some of the shares the subject of the option will vest

Amount payable on acceptance of the option

HK\$1.00

Basis of determining the exercise price

Not less than the highest of (i) the closing price of the Company's shares as stated in the Hong Kong Stock Exchange's daily quotations sheet on the date of grant, which must be a business day; (ii) the average of the closing prices of the Company's shares as stated in the Hong Kong Stock Exchange's daily quotations sheet for the five business days immediately preceding the date of grant; and (iii) the nominal value of a Company's share

The remaining life of the scheme

The 2012 Scheme remains in force until 10 September 2022 unless otherwise terminated under the terms of the 2012 Scheme

特權認股計劃(續)

二零一二年計劃(續)

行使認股特權前須持有之最低期限

由董事局全權決定，就認股特權所有或部份股份行使認股權之權利將歸屬之時間或期限

接納認股特權時應付之金額

1.00 港元

行使價之釐定基準

不低於 (i) 於授出日期(須為營業日)本公司股份在香港聯交所每日報價表所載之收市價；(ii) 緊接授出日期前五個營業日本公司股份於香港聯交所每日報價表所載之平均收市價；及 (iii) 本公司股份面值，以最高者為準

計劃之剩餘年期

二零一二年計劃有效期至二零二二年九月十日，惟根據二零一二年計劃之條款另行終止者除外

Share Option Schemes (Continued)

Movement of Share Options Granted

Details of the share options granted under the 2003 Scheme and movements in such holdings during the year ended 31 March 2014 were as follows:

| Grantees 承授人 | Date of grant 授出日期 | Exercise price per option 每份認股特權行使價 HK\$ 港元 | Exercise period 行使期 | Number of options ^(a) 認股特權數目 ^(a) | | | |
|--|---------------------------|--|------------------------|---|-----------------------------------|--------------------------------|--|
| | | | | Outstanding at 1 April 2013 於二零一三年四月一日尚未行使 | Exercised during the year 年內行使 | Lapsed during the year 年內失效 | Outstanding at 31 March 2014 於二零一四年三月三十一日尚未行使 |
| Directors & substantial shareholders 董事及主要股東 | | | | | | | |
| Mr. Lo Hoi Kwong, Sunny 羅開光先生 | 1/11/2005 ^(b) | 8.800 | 1/1/2007-31/10/2015 | 1,200,000 | (600,000) | – | 600,000 |
| | 2/10/2007 ^(c) | 14.268 | 30/3/2008-29/3/2017 | 1,350,000 | (300,000) | – | 1,050,000 |
| Mr. Lo Tak Shing, Peter 羅德承先生 | 2/10/2007 ^(d) | 14.748 | 30/3/2009-1/10/2017 | 60,000 | – | – | 60,000 |
| Directors 董事 | | | | | | | |
| Ms. Lo Pik Ling, Anita 羅碧靈女士 | 2/10/2007 ^(c) | 14.268 | 30/3/2008-29/3/2017 | 405,000 | (67,500) | – | 337,500 |
| Mr. Chan Yue Kwong, Michael 陳裕光先生 | 2/10/2007 ^(c) | 14.268 | 30/3/2008-29/3/2017 | 1,340,000 | (515,000) | – | 825,000 |
| Continuous contract employees 連續合約僱員 | | | | | | | |
| | 1/11/2005 ^(e) | 8.750 | 1/1/2007-31/10/2015 | 644,000 | (288,000) | – | 356,000 |
| | 1/11/2005 ^(f) | 8.750 | 1/1/2008-31/10/2015 | 270,000 | (60,000) | – | 210,000 |
| | 2/10/2007 ^(g) | 14.748 | 30/3/2008-29/3/2017 | 3,553,000 | (978,000) | (18,000) | 2,557,000 |
| | 2/10/2007 ^(d) | 14.748 | 30/3/2009-1/10/2017 | 712,000 | (170,000) | – | 542,000 |
| | 28/10/2010 ^(h) | 22.370 | 31/3/2011-30/3/2020 | 2,110,000 | (213,000) | – | 1,897,000 |
| | 28/10/2010 ⁽ⁱ⁾ | 22.370 | 31/3/2012-27/10/2020 | 804,000 | (40,000) | – | 764,000 |
| | | | | 12,448,000 | (3,231,500) | (18,000) | 9,198,500 |

特權認股計劃(續)

已授出認股特權之變動

截至二零一四年三月三十一日止年度內，按二零零三年計劃已授出之認股特權及其變動詳情如下：

Directors' Report

董事局報告

Share Option Schemes (Continued)

Movement of Share Options Granted (Continued)

Notes:

- (a) Number of options refers to the number of underlying shares of the Company covered by the options under the 2003 Scheme.
- (b) These options would vest in 5 equal tranches. The first four tranches were exercisable at HK\$8.800 per share during a four-year period commencing 1 January 2007, 1 January 2008, 1 January 2009 and 1 January 2010 respectively. The last tranche was exercisable at HK\$8.800 per share from 1 January 2011 to 31 October 2015.
- (c) These options would vest in 5 tranches as follows: 10% on 30 March 2008, 15% on 30 March 2009, 20% on 30 March 2010, 25% on 30 March 2011 and 30% on 30 March 2012 and were exercisable at HK\$14.268 per share during a five-year period commencing the respective dates of vesting.
- (d) These options would vest in 5 tranches as follows: 10% on 30 March 2009, 15% on 30 March 2010, 20% on 30 March 2011, 25% on 30 March 2012 and 30% on 30 March 2013. The first four tranches were exercisable at HK\$14.748 per share during a five-year period commencing the respective date of vesting. The last tranche was exercisable at HK\$14.748 per share from 30 March 2013 to 1 October 2017.
- (e) These options would vest in 5 equal tranches. The first four tranches were exercisable at HK\$8.750 per share during a four-year period commencing 1 January 2007, 1 January 2008, 1 January 2009 and 1 January 2010 respectively. The last tranche was exercisable at HK\$8.750 per share from 1 January 2011 to 31 October 2015.

特權認股計劃(續)

已授出認股特權之變動(續)

附註：

- (a) 認股特權數目乃指本公司二零零三年計劃所涉及之本公司相關股份數目。
- (b) 該等認股特權以五等份歸屬。首四批可分別自二零零七年一月一日、二零零八年一月一日、二零零九年一月一日及二零一零年一月一日起計四年期內以每股8.800港元行使。最後一批可由二零一一年一月一日起至二零一五年十月三十一日止期間以每股8.800港元行使。
- (c) 該等認股特權分五批按以下時間歸屬：10%於二零零八年三月三十日起歸屬、15%於二零零九年三月三十日起歸屬、20%於二零一零年三月三十日起歸屬、25%於二零一一年三月三十日起歸屬及30%於二零一二年三月三十日起歸屬，並可自相關歸屬日期起計五年期內以每股14.268港元行使。
- (d) 該等認股特權分五批按以下時間歸屬：10%於二零零九年三月三十日起歸屬、15%於二零一零年三月三十日起歸屬、20%於二零一一年三月三十日起歸屬、25%於二零一二年三月三十日起歸屬及30%於二零一三年三月三十日起歸屬。首四批可自相關歸屬日期起計五年期內以每股14.748港元行使。最後一批可由二零一三年三月三十日至二零一七年十月一日止期間內以每股14.748港元行使。
- (e) 該等認股特權以五等份歸屬。首四批可分別自二零零七年一月一日、二零零八年一月一日、二零零九年一月一日及二零一零年一月一日起計四年期內以每股8.750港元行使。最後一批可由二零一一年一月一日起至二零一五年十月三十一日止期間以每股8.750港元行使。

Share Option Schemes (Continued)

Movement of Share Options Granted (Continued)

Notes: (Continued)

- (f) These options would vest in 5 equal tranches. The first four tranches were exercisable at HK\$8.750 per share during a four-year period commencing 1 January 2008, 1 January 2009, 1 January 2010 and 1 January 2011 respectively. The last tranche was exercisable at HK\$8.750 per share from 1 January 2012 to 31 October 2015.
- (g) These options would vest in 5 tranches as follows: 10% on 30 March 2008, 15% on 30 March 2009, 20% on 30 March 2010, 25% on 30 March 2011 and 30% on 30 March 2012 and were exercisable at HK\$14.748 per share during a five-year period commencing the respective date of vesting.
- (h) These options would vest in 5 tranches as follows: 10% on 31 March 2011, 15% on 31 March 2012, 20% on 31 March 2013, 25% on 31 March 2014 and 30% on 31 March 2015 and were exercisable at HK\$22.370 per share during a five-year period commencing the respective date of vesting.
- (i) These options would vest in 5 tranches as follows: 10% on 31 March 2012, 15% on 31 March 2013, 20% on 31 March 2014, 25% on 31 March 2015 and 30% on 31 March 2016. The first four tranches were exercisable at HK\$22.370 per share during a five-year period commencing the respective date of vesting. The last tranche was exercisable at HK\$22.370 per share from 31 March 2016 to 27 October 2020.

特權認股計劃 (續)

已授出認股特權之變動 (續)

附註：(續)

- (f) 該等認股特權以五等份歸屬。首四批可分別自二零零八年一月一日、二零零九年一月一日、二零一零年一月一日及二零一一年一月一日起計四年期內以每股8.750港元行使。最後一批可由二零一二年一月一日起至二零一五年十月三十一日止期間以每股8.750港元行使。
- (g) 該等認股特權分五批按以下時間歸屬：10%於二零零八年三月三十日起歸屬、15%於二零零九年三月三十日起歸屬、20%於二零一零年三月三十日起歸屬、25%於二零一一年三月三十日起歸屬及30%於二零一二年三月三十日起歸屬，並可自相關歸屬日期起計五年期內以每股14.748港元行使。
- (h) 該等認股特權分五批按以下時間歸屬：10%於二零一一年三月三十一日起歸屬、15%於二零一二年三月三十一日起歸屬、20%於二零一三年三月三十一日起歸屬、25%於二零一四年三月三十一日起歸屬及30%於二零一五年三月三十一日起歸屬，並可自相關歸屬日期起計五年期內以每股22.370港元行使。
- (i) 該等認股特權分五批按以下時間歸屬：10%於二零一二年三月三十一日起歸屬、15%於二零一三年三月三十一日起歸屬、20%於二零一四年三月三十一日起歸屬、25%於二零一五年三月三十一日起歸屬及30%於二零一六年三月三十一日起歸屬。首四批可自相關歸屬日期起計五年期內以每股22.370港元行使。最後一批可由二零一六年三月三十一日至二零二零年十月二十七日止期間以每股22.370港元行使。

Directors' Report

董事局報告

Share Option Schemes (Continued)

Movement of Share Options Granted (Continued)

Notes: (Continued)

- (j) In respect of the category of "Directors & Substantial Shareholders", the weighted average closing price of the Company's shares immediately before the dates on which the share options were exercised during the year was HK\$25.32.
- (k) In respect of the category of "Directors", the weighted average closing price of the Company's shares immediately before the dates on which the share options were exercised during the year was HK\$24.57.
- (l) In respect of the category of "Continuous contract employees", the weighted average closing price of the Company's shares immediately before the dates on which the share options were exercised during the year was HK\$24.70.

Share Award Scheme

On 27 August 2013 (the "Adoption Date"), the Company adopted a share award scheme (the "Scheme") which any individual being an existing director, employee, officer, supplier, customer, consultant, adviser or manager of any member of the Group is entitled to participate in as selected participant who may be granted an award of restricted shares and/or performance shares during the period commencing on the Adoption Date and ending on the day immediately prior to the 10th anniversary date of the Adoption Date. The purpose of the Scheme is to recognise and reward selected participants for their contributions to the business and development of the Group. The Scheme also aims to provide a competitive remuneration and/or incentive package in order to attract and retain talent for the development of the Group's business, and to promote long term success of the Group by aligning the interests of selected participants and shareholders.

特權認股計劃(續)

已授出認股特權之變動(續)

附註：(續)

- (j) 於「董事及主要股東」之組別內，本公司股份於年內在緊接認股特權行使日期之前的加權平均收市價為 25.32 港元。
- (k) 於「董事」之組別內，本公司股份於年內在緊接認股特權行使日期之前的加權平均收市價為 24.57 港元。
- (l) 於「連續合約僱員」之組別內，本公司股份於年內在緊接認股特權行使日期之前的加權平均收市價為 24.70 港元。

股份獎勵計劃

於二零一三年八月二十七日(「採納日期」)，董事局採納一項股份獎勵計劃(「該計劃」)。在該計劃下，本集團任何成員公司之現有董事、僱員、行政人員、供應商、客戶、顧問、諮詢人或經理之任何個人可作為經甄選參與者參與該計劃，於採納日期起計至緊接採納日期十周年當日前一日內獲授予限制性股份及／或業績股份作為獎勵。該計劃旨在提供具競爭力之薪酬及／或獎勵待遇，以吸引及保留人才，推動本集團之業務發展，並將經甄選參與者與股東之利益緊密相聯，促進本集團之長遠成就。

Share Award Scheme (Continued)

The Scheme shall be valid and effective for a term of 15 years from the Adoption Date and is administrated by the Board and the trustee of the Scheme. The total number of shares to be awarded under the Scheme shall not exceed 5% of the total number of issued shares of the Company from time to time. The maximum number of shares which may be awarded to a selected participant but unvested under the Scheme shall not exceed 1% of the total number of issued shares of the Company from time to time.

No shares have been awarded by the Company under the Scheme as of the date of this report.

Directors' and Chief Executives' Interests and Short Positions in Shares, Underlying Shares and Debentures

As at 31 March 2014, the interests of each Director and Chief Executive Officer of the Company in the shares, underlying shares and debentures of the Company and its associated corporations (within the meaning of Part XV of the Securities and Futures Ordinance ("SFO")), as recorded in the register maintained by the Company under Section 352 of the SFO or as otherwise notified to the Company and the Hong Kong Stock Exchange pursuant to the Model Code for Securities Transactions by Directors of Listed Issuers ("Model Code") as set out in Appendix 10 to the Listing Rules were as follows:

股份獎勵計劃(續)

該計劃的有效期自採納日期起計為期15年，並由董事局及該計劃受託人進行管理。該計劃下可獎授之股份總數不得超過本公司不時已發行股份總數之5%。該計劃下可授予個別經甄選參與者但尚未歸屬之股份最高數目不得超過本公司不時已發行股份總數之1%。

截至本報告日期，本公司尚未按該計劃獎授任何股份。

董事及主要行政人員於股份、相關股份及債券中之權益及淡倉

於二零一四年三月三十一日，本公司根據證券及期貨條例(「證券及期貨條例」)第352條而存置之登記冊所記錄，或根據上市規則附錄十所載之上市公司董事進行證券交易的標準守則(「標準守則」)所知會本公司及香港聯交所，本公司各董事及首席執行官於本公司及其相聯法團(按證券及期貨條例第XV部之涵義)之股份、相關股份及債券之權益載列如下：

Directors' Report

董事局報告

Directors' and Chief Executives' Interests and Short Positions in Shares, Underlying Shares and Debentures (Continued)

董事及主要行政人員於股份、相關股份及債券中之權益及淡倉 (續)

Number of ordinary shares/underlying shares (long position)
普通股／相關股份數目 (好倉)

| Name of Director 董事姓名 | Personal interests 個人權益 | Family interests 家族權益 | Corporate interests 公司權益 | Other interests 其他權益 | Equity derivatives ^(e) 股本 衍生工具 ^(e) | Total interests 權益總數 | % of total issued shares* 佔已發行 股份總額 之百分比* |
|--------------------------------------|----------------------------|--------------------------|-----------------------------|---------------------------|--|-------------------------|--|
| Mr. Lo Hoi Kwong, Sunny 羅開光先生 | 19,282,000 | — | — | 37,383,394 ^(a) | 1,650,000 | 58,315,394 | 10.101% |
| Ms. Lo Pik Ling, Anita 羅碧靈女士 | 13,662,839 | — | — | — | 337,500 | 14,000,339 | 2.425% |
| Mr. Lo Tak Shing, Peter 羅德承先生 | 350,000 | — | — | 89,308,213 ^(b) | 60,000 | 89,718,213 | 15.541% |
| Mr. Chan Yue Kwong, Michael 陳裕光先生 | 6,336,407 | 4,096,000 ^(c) | — | — | 825,000 | 11,257,407 | 1.950% |
| Mr. Lo Ming Shing, Ian 羅名承先生 | 40,000 | — | — | — | — | 40,000 | 0.007% |
| Mr. Hui Tung Wah, Samuel 許棟華先生 | 25,837 | — | — | — | — | 25,837 | 0.004% |
| Mr. Li Kwok Sing, Aubrey 李國星先生 | 55,000 ^(d) | — | — | — | — | 55,000 | 0.010% |

* The percentage has been calculated based on 577,298,533 shares in issue as at 31 March 2014.

* 百分比乃基於二零一四年三月三十一日已發行股份 577,298,533 股計算。

Notes:

(a) Mr. Lo Hoi Kwong, Sunny was deemed to be interested in these shares held under a family trust in the capacity of founder.

(b) These shares were held by Wandels Investment Limited ("Wandels"). Wandels was 50% owned by Sky Bright International Limited ("Sky Bright") and 50% owned by Verdant Success Holdings Limited ("Verdant Success"). Both of Sky Bright and Verdant Success were wholly-owned by RBC Trustees (CI) Limited which was the trustee of two discretionary family trusts. Mr. Lo Tak Shing, Peter was deemed to be interested in these shares by virtue of being beneficiary of one of the family trusts.

附註：

(a) 該等股份權益由一家族信託公司持有。羅開光先生為該家族信託公司之成立人，故被視為持有相關權益。

(b) 該等股份權益乃由 Wandels Investment Limited (「Wandels」) 持有。Sky Bright International Limited (「Sky Bright」) 及 Verdant Success Holdings Limited (「Verdant Success」) 分別持有 Wandels 50% 之權益。Sky Bright 及 Verdant Success 均為 RBC Trustees (CI) Limited 之全資附屬公司，RBC Trustees (CI) Limited 為兩間全權家族信託之受託人。羅德承先生為其中一間家族信託之受益人，故被視為持有該等股份權益。

Directors' and Chief Executives' Interests and Short Positions in Shares, Underlying Shares and Debentures (Continued)

Notes: (Continued)

- (c) Mr. Chan Yue Kwong, Michael was deemed to be interested in these shares through interests of his spouse.
- (d) These shares were held by Mr. Li Kwok Sing, Aubrey jointly with his spouse.
- (e) The interests in equity derivatives represented interests in options granted to the Directors named above under the Company's share option scheme(s) to subscribe for shares of the Company, further details of which are set out in the section headed "Share Option Schemes" above.

All the above interests in shares and underlying shares of equity derivatives of the Company are long positions. None of the Directors held any short position in the shares, underlying shares or debentures of the Company.

Save as disclosed above, as at 31 March 2014, none of the Directors, Chief Executive Officer of the Company or their respective associates had or was deemed to have any interest or short positions in any shares, underlying shares or debentures of the Company or any of its associated corporations (within the meaning Part XV of the SFO) which were required to be recorded in the register kept under Section 352 of the SFO or otherwise notified to the Company and the Hong Kong Stock Exchange pursuant to the Model Code.

董事及主要行政人員於股份、相關股份及債券中之權益及淡倉 (續)

附註：(續)

- (c) 因陳裕光先生之配偶持有該等股份，故其被視為持有該等股份之權益。
- (d) 該等股份由李國星先生與其配偶共同持有。
- (e) 該等股本衍生工具權益乃根據本公司特權認股計劃授予上述董事可認購本公司股份之認股特權益，計劃之詳情載列於上文「特權認股計劃」一節內。

以上於本公司股份及股本衍生工具之相關股份中之全部權益均為好倉。概無任何董事於本公司股份、相關股份或債券中持有任何淡倉。

除上文所披露者外，於二零一四年三月三十一日，本公司之董事、首席執行官或彼等各自之聯繫人士概無或被視為在本公司或其任何相聯法團（按證券及期貨條例第XV部之涵義）而須根據證券及期貨條例第352條記錄於存置之名冊內或根據標準守則知會本公司及香港聯交所之股份、相關股份或債券中持有任何權益或淡倉。

Directors' Report

董事局報告

Substantial Shareholders' Interests

As at 31 March 2014, the interests and short positions of every persons, other than a Director or Chief Executive Officer of the Company, in the shares and underlying shares of the Company, being 5% or more of the Company's issued share capital, as recorded in the register kept by the Company under Section 336 of the SFO were as follows:

主要股東權益

於二零一四年三月三十一日，本公司根據證券及期貨條例第336條保存之登記名冊所示，持有本公司股份及相關股份權益或淡倉之人士（即佔本公司已發行股本5%或以上）（除本公司董事或首席執行官外）載列如下：

| Name of substantial shareholder 主要股東姓名／名稱 | Number of ordinary shares/underlying shares (long positions) 普通股／相關股份數目（好倉） | | | | | Total interests 權益總數 | % of total issued shares* 佔已發行股份總額之百分比* |
|---|--|---------------------------|-----------------------------|---------------------------|------------|-------------------------|--|
| | Personal interests 個人權益 | Family interests 家族權益 | Corporate interests 公司權益 | Other interests 其他權益 | | | |
| Wandels Investment Limited | — | — | — | 89,308,213 ^(a) | 89,308,213 | 15.470% | |
| Sky Bright International Limited | — | — | — | 89,308,213 ^(a) | 89,308,213 | 15.470% | |
| Verdant Success Holdings Limited | — | — | — | 89,308,213 ^(a) | 89,308,213 | 15.470% | |
| RBC Trustees (CI) Limited | — | — | — | 89,308,213 ^(a) | 89,308,213 | 15.470% | |
| Ms. Tso Po Ping 曹寶平女士 | — | 58,315,394 ^(b) | — | — | 58,315,394 | 10.101% | |
| Ardley Enterprises Limited | — | — | — | 37,383,394 ^(c) | 37,383,394 | 6.476% | |
| Mr. Lo Hoi Chun 羅開親先生 | 132,000 | — | 67,880,834 ^(d) | — | 68,012,834 | 11.781% | |
| Ms. Man Bo King 文寶琮女士 | — | 68,012,834 ^(e) | — | — | 68,012,834 | 11.781% | |
| LBK Holding Corporation | 35,969,133 ^(f) | — | — | — | 35,969,133 | 6.231% | |
| MMW Holding Corporation | 31,911,701 ^(g) | — | — | — | 31,911,701 | 5.528% | |
| Matthews International Capital Management, LLC | — | — | — | 63,078,100 ^(h) | 63,078,100 | 10.926% | |
| Arisaig Asia Consumer Fund Limited | 28,938,000 ⁽ⁱ⁾ | — | — | — | 28,938,000 | 5.013% | |
| Arisaig Partners (Mauritius) Limited | — | — | — | 28,938,000 ⁽ⁱ⁾ | 28,938,000 | 5.013% | |
| Mr. Lindsay William Ernest Cooper | — | — | 28,938,000 ⁽ⁱ⁾ | — | 28,938,000 | 5.013% | |

* The percentage has been calculated based on 577,298,533 shares in issue as at 31 March 2014.

* 百分比乃基於二零一四年三月三十一日已發行股份 577,298,533 股計算。

Substantial Shareholders' Interests (Continued)

Notes:

- (a) These interests were held by Wandels Investment Limited (“Wandels”). Wandels was 50% owned by Sky Bright International Limited (“Sky Bright”) and 50% owned by Verdant Success Holdings Limited (“Verdant Success”). Both of Sky Bright and Verdant Success were wholly-owned by RBC Trustees (CI) Limited which was the trustee of two discretionary family trusts. Mr. Lo Tak Shing, Peter, being a Director of the Company, was deemed to be interested in these shares by virtue of his being beneficiary of one of the family trusts.
- (b) Ms. Tso Po Ping was deemed to be interested in these shares through the interests of her spouse, Mr. Lo Hoi Kwong, Sunny (of which 1,650,000 shares were interests in underlying shares).
- (c) These interests were held by Ardley Enterprises Limited in the capacity of trustee. These interests represented part of the interests of Mr. Lo Hoi Kwong, Sunny, being a Director of the Company.
- (d) Mr. Lo Hoi Chun was deemed to be interested in these shares which were held, as to 35,969,133 shares by LBK Holding Corporation (“LBK”) and, as to 31,911,701 shares by MMW Holding Corporation (“MMW”). Both of LBK and MMW were wholly-owned by Mr. Lo Hoi Chun.
- (e) Ms. Man Bo King was deemed to be interested in these shares through the interests of her spouse, Mr. Lo Hoi Chun.
- (f) These interests were held by LBK Holding Corporation which was wholly-owned by Mr. Lo Hoi Chun.
- (g) These interests were held by MMW Holding Corporation which was wholly-owned by Mr. Lo Hoi Chun.
- (h) These interests were held in the capacity of investment manager.

主要股東權益(續)

附註：

- (a) 該等權益乃由Wandels Investment Limited(「Wandels」)持有。Sky Bright International Limited(「Sky Bright」)及Verdant Success Holdings Limited(「Verdant Success」)分別持有Wandels 50%之權益。Sky Bright及Verdant Success均為RBC Trustees (CI) Limited之全資附屬公司，RBC Trustees (CI) Limited為兩間全權家族信託之受託人。本公司董事羅德承先生為其中一間家族信託之受益人，故被視為持有該等股份權益。
- (b) 曹寶平女士因其配偶羅開光先生持有該等股份(其中1,650,000股股份為相關股份之權益)，故被視為持有該等股份之權益。
- (c) 該等權益乃由Ardley Enterprises Limited以受託人身份持有。該等權益乃本公司董事羅開光先生所持有之部份權益。
- (d) 羅開親先生被視為持有該等股份權益，當中35,969,133股股份由LBK Holding Corporation(「LBK」)持有，而31,911,701股股份由MMW Holding Corporation(「MMW」)持有。LBK及MMW兩間公司均由羅開親先生全資持有。
- (e) 文寶琮女士因其配偶羅開親先生持有該等股份，故被視為持有該等股份之權益。
- (f) 該等權益由LBK Holding Corporation持有，該公司由羅開親先生全資持有。
- (g) 該等權益由MMW Holding Corporation持有，該公司由羅開親先生全資持有。
- (h) 該等權益以投資經理身份持有。

Directors' Report

董事局報告

Substantial Shareholders' Interests (Continued)

Notes: (Continued)

- (i) These interests were held by Arisaig Asia Consumer Fund Limited ("Arisaig Asia") of which Arisaig Partners (Mauritius) Limited ("Arisaig Partners") was the investment manager. Arisaig Partners was wholly-owned by Arisaig Partners (Holdings) Limited which in turn was wholly-owned by Skye Partners Limited. Skye Partners Limited was owned as to 33.33% by Mr. Lindsay William Ernest Cooper.

All the above interests in the shares and underlying shares of the Company are long positions.

Save as disclosed above, as at 31 March 2014, the register maintained by the Company pursuant to Section 336 of the SFO recorded no other interests or short positions in the shares or underlying shares of the Company.

Continuing Connected Transactions

Master Franchise Agreement with illy

On 14 November 2007, Café de Espresso illy (HK) Limited ("Café de Espresso illy"), an indirectly non wholly-owned subsidiary of the Company, entered into a Master Franchise Agreement with illycaffè SpA ("illy") for exclusive franchises to develop, open and operate retail outlets in Hong Kong and Macau (other than certain locations in Macau) for a period of ten years from the date of the agreement and be automatically renewed for another ten years unless otherwise notified by either party of its intention not to renew the same.

主要股東權益(續)

附註：(續)

- (i) 該等權益乃由 Arisaig Asia Consumer Fund Limited (「Arisaig Asia」) 持有，而 Arisaig Partners (Mauritius) Limited (「Arisaig Partners」) 為投資經理。Arisaig Partners 由 Arisaig Partners (Holdings) Limited 全資持有，Arisaig Partners (Holdings) Limited 則由 Skye Partners Limited 全資持有。Skye Partners Limited 由 Lindsay William Ernest Cooper 先生持有 33.33% 之權益。

上述於本公司股份及相關股份之全部權益均為好倉。

除上文所披露者外，於二零一四年三月三十一日，根據證券及期貨條例第 336 條由本公司存置之名冊內並無本公司股份或相關股份之權益或淡倉之記錄。

持續關連交易

與 illy 訂立之主體特許經營協議

於二零零七年十一月十四日，本公司之間接非全資附屬公司 Café de Espresso illy (HK) Limited (「Café de Espresso illy」) 與 illycaffè SpA (「illy」) 訂立主體特許經營協議，取得於香港及澳門(澳門若干地點除外)之獨家特許經營權以發展、設立及經營零售店，從協議日起為期十年，並於屆滿時自動延期十年(除非任何一方獲另一方之通知其不欲將協議延期)。

Continuing Connected Transactions (Continued)

Master Franchise Agreement with illy (Continued)

Prior to the Merger (as hereinafter defined), Café de Espresso illy was owned by Vogue Asia Limited, being a wholly-owned subsidiary of the Company, and illy Bar Concept SpA (“illy Bar Concept”) in the proportion of 70% and 30% respectively. illy Bar Concept became the substantial shareholder of Café de Espresso illy by acquiring the interest from its related company, illycaffè Asia Pacific Limited (“illycaffè Asia Pacific”) in October 2009 (the “Transfer”). illy was an associate (as defined under the Listing Rules) of illycaffè Asia Pacific and illy Bar Concept at the time before and after the Transfer respectively.

In June 2011, Café de Espresso illy received notice from illy that it merged with illy Bar Concept in August 2010 (“Merger”). As a result of the Merger, the rights and obligations of illy Bar Concept in Café de Espresso illy were vested in illy. illy then became a substantial shareholder of Café de Espresso illy after the Merger.

The transactions contemplated under the Master Franchise Agreement constitute continuing connected transactions of the Company under the Listing Rules. Details of the Master Franchise Agreement were disclosed in the Company’s announcement dated 14 November 2007.

For the year ended 31 March 2014, the amount paid or payable to illy or its associate under the Master Franchise Agreement amounted to approximately HK\$481,000 and did not exceed the annual cap of HK\$35,000,000.

持續關連交易 (續)

與 illy 訂立之主體特許經營協議 (續)

於合併(按下列之定義)前, Café de Espresso illy 為威裕亞洲有限公司(其為本公司之全資附屬公司)及 illy Bar Concept SpA(「illy Bar Concept」)分別持有 70% 及 30% 股權。illy Bar Concept 於二零零九年十月向其關聯公司 illycaffè Asia Pacific Limited(「illycaffè Asia Pacific」)購買其於 Café de Espresso illy 之股權(「該轉讓」)後成為 Café de Espresso illy 之主要股東。根據上市規則的定義, illy 於該轉讓前後分別為 illycaffè Asia Pacific 及 illy Bar Concept 的聯繫人士。

於二零一一年六月, Café de Espresso illy 接獲 illy 之通知, illy 與 illy Bar Concept 已於二零一零年八月合併(「合併」)。合併後, 所有 illy Bar Concept 於 Café de Espresso illy 之權利及義務授予 illy。因此, illy 於合併後成為 Café de Espresso illy 之主要股東。

按照上市規則, 主體特許經營協議項下之交易構成本公司之持續關連交易。主體特許經營協議之詳情已刊載於本公司二零零七年十一月十四日之公告內。

於截至二零一四年三月三十一日止年度, 根據主體特許經營協議已支付或須支付給 illy 或其聯繫人士之金額約為 481,000 港元, 並無超過 35,000,000 港元之年度上限。

Directors' Report

董事局報告

Continuing Connected Transactions (Continued)

Framework Agreement and Supplemental Agreement with Fung Yuen

(a) The Company and Fung Yuen Engineering Company Limited (“Fung Yuen”) entered into a non-exclusive framework agreement dated 21 April 2011 (“2011 Framework Agreement”) which governed the terms upon which Fung Yuen and its subsidiaries (“Fung Yuen Group”) would be engaged by the Group to conduct interior decoration, renovation, adjustment, repairing, maintenance and/or related projects (the “Renovation Transactions”) for the period from 21 April 2011 to 31 March 2014 subject to the following annual caps:

| | |
|--------------------------------|----------------|
| 21 April 2011 to 31 March 2012 | HK\$55,000,000 |
| 1 April 2012 to 31 March 2013 | HK\$68,000,000 |
| 1 April 2013 to 31 March 2014 | HK\$85,000,000 |

Fung Yuen Group is a connected person of the Company as Mr. Ng Lam To, the cousin of Mr. Lo Hoi Kwong, Sunny and Ms. Lo Pik Ling, Anita (both being Directors of the Company), is deemed to have a majority control in Fung Yuen Group. Thus the Renovation Transactions constitute continuing connected transactions of the Company under the Listing Rules.

Details of the 2011 Framework Agreement were disclosed in the Company's announcement dated 21 April 2011.

持續關連交易 (續)

與逢源訂立之框架協議及補充協議

(a) 本公司與逢源裝飾設計工程有限公司(「逢源」)於二零一一年四月二十一日訂立一項非獨家框架協議(「二零一一年框架協議」)，以規範聘用逢源及其附屬公司(「逢源集團」)的條款，由二零一一年四月二十一日至二零一四年三月三十一日止期間為本集團提供內部裝飾、裝修、修改、維修、保養及或相關工程(「裝修交易」)，年度上限如下：

| | |
|-------------------------------------|---------------|
| 二零一一年 四月二十一日 至二零一二年 三月三十一日 | 55,000,000 港元 |
| 二零一二年 四月一日 至二零一三年 三月三十一日 | 68,000,000 港元 |
| 二零一三年 四月一日 至二零一四年 三月三十一日 | 85,000,000 港元 |

由於吳藍濤先生為羅開光先生及羅碧靈女士(彼等均為本公司董事)之表弟，其被視為擁有逢源集團重大控制權，逢源集團為本公司之關連人士。因此，根據上市規則，裝修交易構成本公司之持續關連交易。

二零一一年框架協議之詳情已刊載於本公司二零一一年四月二十一日之公告內。

Continuing Connected Transactions (Continued)

Framework Agreement and Supplemental Agreement with Fung Yuen (Continued)

- (b) On 4 October 2011, the Company announced that a supplemental agreement was entered into between the Company and Fung Yuen to amend the terms of the 2011 Framework Agreement to bring it in line with the policies and procedures of awarding contracts so that the Company could award the services to Fung Yuen Group other than by way of tender (the “Supplemental Agreement”).

Pursuant to the Supplemental Agreement, (i) “Minor Works” will cover transactions with a final contract sum of HK\$300,000 or more so long as the initial contract sum before the commencement of work is less than HK\$300,000 or equivalent; and (ii) where the Board considers appropriate and in the interest of the Company and its shareholders as a whole, including circumstances where services are required on an urgent basis or unexpectedly such that it may not be feasible or may not be in the interest of the Group to award such services by tender, the Group may also award services to the Fung Yuen Group on normal commercial terms and arm’s length basis but not necessarily by tender. Save as disclosed above, all of the provisions and the annual caps for the continuing connected transactions that may be conducted under the 2011 Framework Agreement remain unchanged.

Details of the Supplemental Agreement were disclosed in the Company’s announcement dated 4 October 2011.

For the year ended 31 March 2014, the aggregate value in respect of the Renovation Transactions under the 2011 Framework Agreement and the Supplemental Agreement amounted to approximately HK\$15,203,000, including approximately HK\$3,212,000 for the Minor Works and did not exceed the annual cap of HK\$85,000,000.

持續關連交易 (續)

與逢源訂立之框架協議及補充協議 (續)

- (b) 於二零一一年十月四日，本公司公佈與逢源簽訂補充協議，以修訂二零一一年框架協議中的若干條款，以便除通過招標的方式向逢源集團批出合約外，本公司可以按照批出合約的政策及程序向逢源集團批出合約（「補充協議」）。

依據該補充協議，(i)「小額工程」指該交易最終的結算金額達300,000港元或以上，惟該工程在工程施工前所訂之最初合約金額必須少於300,000港元或其等值；(ii)若董事局認為合適及符合本公司及其股東之整體利益，包括該等服務在緊急或未能預計的情況下，通過招標的方式批出合約為不可行或有可能不符合本集團之利益，則本集團可以按照一般商業條款釐定及以公平原則向逢源集團批出合約，而無需以招標方式批出合約。除上文所披露者外，二零一一年框架協議的所有條款及持續關連交易的年度上限維持不變。

補充協議之詳情已刊載於本公司二零一一年十月四日之公告內。

截至二零一四年三月三十一日止年度，在二零一一年框架協議及補充協議下之裝修交易金額總額約為15,203,000港元，包含小額工程金額約3,212,000港元，並無超過85,000,000港元之年度上限。

Directors' Report

董事局報告

Continuing Connected Transactions (Continued)

Framework Agreement and Supplemental Agreement with Fung Yuen (Continued)

(c) The Company and Fung Yuen entered into a non-exclusive framework agreement dated 27 February 2014 ("2014 Framework Agreement") to renew the 2011 Framework Agreement for a further term of three years from 1 April 2014 to 31 March 2017 subject to the following annual caps:

| | |
|-------------------------------|----------------|
| 1 April 2014 to 31 March 2015 | HK\$45,000,000 |
| 1 April 2015 to 31 March 2016 | HK\$57,000,000 |
| 1 April 2016 to 31 March 2017 | HK\$75,000,000 |

Details of the 2014 Framework Agreement were disclosed in the Company's announcement dated 27 February 2014.

持續關連交易(續)

與逢源訂立之框架協議及補充協議(續)

(c) 本公司與逢源於二零一四年二月二十七日訂立一項非獨家框架協議(「二零一四年框架協議」)，以重續二零一一年框架協議，由二零一四年四月一日至二零一七年三月三十一日止延長三年，年度上限如下：

| | |
|-----------------------------------|---------------|
| 二零一四年 四月一日 至二零一五年 三月三十一日 | 45,000,000 港元 |
| 二零一五年 四月一日 至二零一六年 三月三十一日 | 57,000,000 港元 |
| 二零一六年 四月一日 至二零一七年 三月三十一日 | 75,000,000 港元 |

二零一四年框架協議之詳情已刊載於本公司二零一四年二月二十七日之公告內。

Continuing Connected Transactions (Continued)

Annual Review

The Independent Non-executive Directors of the Company have reviewed the above continuing connected transactions and confirmed that the transactions have been entered into:

- (a) in the ordinary and usual course of business of the Company;
- (b) on normal commercial terms; and
- (c) in accordance with the relevant agreement(s) governing them on terms that are fair and reasonable and in the interests of the shareholders of the Company as a whole.

The Company's auditor was engaged to report on the above continuing connected transactions in accordance with Hong Kong Standard on Assurance Engagements 3000 "Assurance Engagements Other Than Audits or Reviews of Historical Financial Information" and with reference to Practice Note 740 "Auditor's Letter on Continuing Connected Transactions under the Hong Kong Listing Rules" issued by the Hong Kong Institute of Certified Public Accountants. The auditor has issued its unqualified letter containing its findings and conclusions in respect of the above continuing connected transactions in accordance with Rule 14A.38 of the Listing Rules.

持續關連交易 (續)

年度審閱

本公司獨立非執行董事已審閱上述持續關連交易，並確認該等交易：

- (a) 屬本公司的日常業務；
- (b) 按一般商務條款進行；及
- (c) 乃根據有關交易之協議條款進行，而該等條款屬公平合理，並符合本公司股東之整體利益。

本公司已委聘核數師遵照香港會計師公會所頒布的《香港核證聘用準則第3000號》「非審核或審閱過往財務資料的核證工作」及參照實務說明第740號「關於香港《上市規則》所述持續關連交易的核數師函件」，就上述持續關連交易作出匯報。核數師已根據上市規則第14A.38條就上述持續關連交易的審查結果及結論發出無保留意見函件。

Directors' Report

董事局報告

Related Party Transactions

The continuing connected transactions under the Master Franchise Agreement with illy also constituted related party transactions which, among other transactions, are set out in Note 38(a) to the consolidated financial statements

Apart from the above, other related party transactions set out in Note 38 to the consolidated financial statements (other than the transactions relating to the operating lease rentals paid to a related party, which constituted continuing connected transactions but were exempted from the reporting and announcement requirements under Chapter 14A of the Listing Rules due to de minimis) did not constitute connected transactions or continuing connected transactions under Chapter 14A of the Listing Rules.

Changes in Information of Directors

The changes in information of Directors since the publication of the Company's 2013 Interim Report are set out below pursuant to Rule 13.51B(1) of the Listing Rules:

Mr. Chan Yue Kwong, Michael ("Mr. Chan")

Mr. Chan has been appointed as a member of Sustainability Advisory Committee of The Link Real Estate Investment Trust (whose shares are listed on the Hong Kong Stock Exchange) with effect from 1 January 2014. Mr. Chan has also been appointed as a member of the Task Force on Promotion of Vocational Education with effect from 1 June 2014.

The Company has renewed its service contract with Mr. Chan as the Chairman of the Board and Non-executive Director for a term of two years from 1 April 2014 to 31 March 2016, under which the annual service fee of Mr. Chan has been increased from HK\$960,000 to HK\$1,060,000.

有關連人士交易

與 illy 訂立之主體特許經營協議項下的持續關連交易亦構成綜合財務報表附註 38(a) 所載之有關連人士交易 (包括其他交易)。

除上述者外，綜合財務報表附註 38 所載之其他有關連人士交易 (除關於向關聯方支付經營租賃租金之交易構成上市規則第 14A 章下之持續關連交易，但因其符合最低豁免水平而獲豁免遵守有關申報及公告之規定外) 並不構成上市規則第 14A 章下之關連交易或持續關連交易。

董事資料變更

依照上市規則第 13.51B(1) 條，自本公司二零一三年中期報告刊發後之董事資料變動詳情載列如下：

陳裕光先生 (「陳先生」)

陳先生於二零一四年一月一日獲委任為領匯房地產投資信託基金 (其股票於香港聯交所上市) 可持續發展諮詢委員會成員。陳先生亦於二零一四年六月一日獲委任為推廣職業教育專責小組成員。

本公司已與陳先生續簽其董事局主席及非執行董事之服務合約，由二零一四年四月一日至二零一六年三月三十一日，為期兩年。根據該服務合約，陳先生之年度服務袍金由 960,000 港元上調至 1,060,000 港元。

Changes in Information of Directors (Continued)

Ms. Lo Pik Ling, Anita (“Ms. Lo”)

The Company has renewed its service contract with Ms. Lo as the Group General Manager for a term of two years from 1 April 2014 to 31 March 2016, under which the annual salary and allowance of Ms. Lo has been increased from HK\$970,920 to HK\$1,012,200. Ms. Lo is also entitled to annual profit sharing bonus and discretionary business target bonus. Ms. Lo remains to be entitled to an annual director’s fee of HK\$50,000.

Mr. Lo Tak Shing, Peter (“Mr. Lo”)

Mr. Lo has been promoted as the Managing Director (Business Development) of the Group with effect from 1 April 2014 and a new service contract has been entered with Mr. Lo, under which his annual salary has been increased from HK\$840,000 to HK\$1,320,000 with effect from the same date. Mr. Lo is also entitled to annual profit sharing bonus and discretionary business target bonus. Mr. Lo remains to be entitled to an annual director’s fee of HK\$50,000.

Mr. Choi Ngai Min, Michael (“Mr. Choi”)

Mr. Choi ceased to act as a member of the Long Term Housing Strategy Steering Committee in March 2014.

Mr. Au Siu Cheung, Albert (“Mr. Au”)

Mr. Au retired as a member of the Air Transport Licensing Authority in Hong Kong with effect from 31 July 2013.

Sufficiency of Public Float

Based on information that is publicly available to the Company and to the best knowledge of the Directors, at least 25% of the Company’s total issued shares were held by the public as at the date of this report.

董事資料變更(續)

羅碧靈女士(「羅女士」)

本公司已與羅女士續簽其集團業務總經理之服務合約，由二零一四年四月一日至二零一六年三月三十一日，為期兩年。根據該合約條款，羅女士之年薪及津貼由970,920港元上調至1,012,200港元。羅女士亦可收取年度利潤分享花紅及酌情業績目標花紅。羅女士仍可享有50,000港元之年度董事袍金。

羅德承先生(「羅先生」)

羅先生於二零一四年四月一日起升任為本集團之行政總裁(業務拓展)並簽訂新服務合約。根據新服務合約，羅先生之年薪於同日起由840,000港元上調至1,320,000港元。羅先生亦可收取年度利潤分享花紅及酌情業績目標花紅。羅先生仍可享有50,000港元之年度董事袍金。

蔡涯棉先生(「蔡先生」)

蔡先生於二零一四年三月終止擔任長遠房屋策略督導委員會委員。

區嘯翔先生(「區先生」)

區先生於二零一三年七月三十一日退任香港空運牌照局成員。

足夠公眾持股量

根據本公司獲得之公開資料以及就董事所知悉，於本報告日期，本公司已發行股份總額之最少25%由公眾人士持有。

Directors' Report

董事局報告

Auditor

The consolidated financial statements for the year ended 31 March 2014 have been audited by PricewaterhouseCoopers who will retire and, being eligible, offer themselves for re-appointment at the forthcoming Annual General Meeting of the Company.

By order of the Board

Chan Yue Kwong, Michael

Chairman

Hong Kong, 24 June 2014

核數師

截至二零一四年三月三十一日止年度之綜合財務報表已由羅兵咸永道會計師事務所審核，其將任滿告退，並符合資格及願意於本公司應屆股東周年大會上應聘連任。

承董事局命

主席

陳裕光

香港，二零一四年六月二十四日

Independent Auditor's Report

獨立核數師報告

Independent Auditor's Report to the Shareholders of Café De Coral Holdings Limited (Incorporated in Bermuda with Limited Liability)

We have audited the consolidated financial statements of Café de Coral Holdings Limited (the "Company") and its subsidiaries (together, the "Group") set out on pages 80 to 200, which comprise the consolidated and company statements of financial position as at 31 March 2014, and the consolidated income statement, the consolidated statement of comprehensive income, the consolidated statement of changes in equity and the consolidated statement of cash flows for the year then ended, and a summary of significant accounting policies and other explanatory information.

Directors' Responsibility for the Consolidated Financial Statements

The directors of the Company are responsible for the preparation of consolidated financial statements that give a true and fair view in accordance with Hong Kong Financial Reporting Standards issued by the Hong Kong Institute of Certified Public Accountants and the disclosure requirements of the Hong Kong Companies Ordinance, and for such internal control as the directors determine is necessary to enable the preparation of consolidated financial statements that are free from material misstatement, whether due to fraud or error.

致大家樂集團有限公司股東的獨立核數師報告 (於百慕達註冊成立的有限公司)

本核數師(以下簡稱「我們」)已審核列載於第80至200頁大家樂集團有限公司(「貴公司」)及其附屬公司(以下合稱「貴集團」)的綜合財務報表,此綜合財務報表包括於二零一四年三月三十一日的綜合及公司財務狀況表與截至該日止年度的綜合損益表、綜合全面收入報表、綜合權益變動表和綜合現金流量表,以及主要會計政策概要及其他附註解釋資料。

董事就綜合財務報表須承擔的責任

貴公司董事須負責根據香港會計師公會頒佈的香港財務報告準則及香港《公司條例》的披露規定編製綜合財務報表,以令綜合財務報表作出真實而公平的反映,及落實其認為編製綜合財務報表所必要的內部控制,以使綜合財務報表不存在由於欺詐或錯誤而導致的重大錯誤陳述。

Independent Auditor's Report

獨立核數師報告

Auditor's Responsibility

Our responsibility is to express an opinion on these consolidated financial statements based on our audit and to report our opinion solely to you, as a body, in accordance with Section 90 of the Companies Act 1981 of Bermuda and for no other purpose. We do not assume responsibility towards or accept liability to any other person for the contents of this report.

We conducted our audit in accordance with Hong Kong Standards on Auditing issued by the Hong Kong Institute of Certified Public Accountants. Those standards require that we comply with ethical requirements and plan and perform the audit to obtain reasonable assurance about whether the consolidated financial statements are free from material misstatement.

An audit involves performing procedures to obtain audit evidence about the amounts and disclosures in the consolidated financial statements. The procedures selected depend on the auditor's judgement, including the assessment of the risks of material misstatement of the consolidated financial statements, whether due to fraud or error. In making those risk assessments, the auditor considers internal control relevant to the entity's preparation of consolidated financial statements that give a true and fair view in order to design audit procedures that are appropriate in the circumstances, but not for the purpose of expressing an opinion on the effectiveness of the entity's internal control. An audit also includes evaluating the appropriateness of accounting policies used and the reasonableness of accounting estimates made by the directors, as well as evaluating the overall presentation of the consolidated financial statements.

We believe that the audit evidence we have obtained is sufficient and appropriate to provide a basis for our audit opinion.

核數師的責任

我們的責任是根據我們的審核對該等綜合財務報表作出意見，並按照百慕達《一九八一年公司法》第90條僅向整體股東報告我們的意見，除此之外本報告別無其他目的。我們不會就本報告的內容向任何其他人士負上或承擔任何責任。

我們已根據香港會計師公會頒佈的香港審核準則進行審核。這些準則要求我們遵守道德規範，並規劃及執行審核，以合理確定此等財務報表是否不存有任何重大錯誤陳述。

審核涉及執行程序以獲取有關綜合財務報表所載金額及披露資料的審核憑證。所選定的程序取決於核數師的判斷，包括評估由於欺詐或錯誤而導致綜合財務報表存有重大錯誤陳述的風險。在評估該等風險時，核數師考慮與該公司編製綜合財務報表以作出真實而公平的反映相關的內部控制，以設計適當的審核程序，但目的並非對公司的內部控制的有效性發表意見。審核亦包括評價董事所採用的會計政策的合適性及所作出的會計估計的合理性，以及評價綜合財務報表的整體列報方式。

我們相信，我們所獲得的審核憑證能充足和適當地為我們的審核意見提供基礎。

Independent Auditor's Report

獨立核數師報告

Opinion

In our opinion, the consolidated financial statements give a true and fair view of the state of affairs of the Company and of the Group as at 31 March 2014 and of the Group's profit and cash flows for the year then ended in accordance with Hong Kong Financial Reporting Standards and have been properly prepared in accordance with the disclosure requirements of the Hong Kong Companies Ordinance.

PricewaterhouseCoopers

Certified Public Accountants

Hong Kong, 24 June 2014

意見

我們認為，該等綜合財務報表已根據香港財務報告準則真實而公平地反映 貴公司及 貴集團於二零一四年三月三十一日的事務狀況及貴集團截至該日止年度的溢利及現金流量，並已按照香港《公司條例》的披露規定妥為編製。

羅兵咸永道會計師事務所

執業會計師

香港，二零一四年六月二十四日

Consolidated Statement of Financial Position

綜合財務狀況表

As at 31 March 2014 於二零一四年三月三十一日

| | | | 31 March 2014 二零一四年 三月三十一日 | 31 March 2013 二零一三年 三月三十一日 |
|---|------------------------|------------|-------------------------------------|-------------------------------------|
| | | Note 附註 | HK\$'000 千港元 | HK\$'000 千港元 |
| ASSETS | 資產 | | | |
| Non-current assets | 非流動資產 | | | |
| Leasehold land and land use rights | 租賃土地及土地使用權 | 6 | 91,380 | 94,411 |
| Property, plant and equipment | 物業、廠房及設備 | 7 | 1,720,324 | 1,672,430 |
| Investment properties | 投資物業 | 8 | 439,600 | 385,000 |
| Intangible assets | 無形資產 | 9 | 48,417 | 111,579 |
| Investments in associates | 於聯營公司投資 | 11 | 1,190 | 11,780 |
| Investments in joint ventures | 於合營公司投資 | 12 | 19,772 | 24,372 |
| Deferred income tax assets | 遞延稅項資產 | 20 | 26,562 | 24,320 |
| Available-for-sale financial assets | 可供出售金融資產 | 13 | 522,516 | 451,087 |
| Non-current prepayments and deposits | 非流動預付款項及按金 | 14 | 248,652 | 268,633 |
| Financial assets at fair value through profit or loss | 按公平值列入損益表之金融資產 | 17 | 7,777 | 33,094 |
| | | | 3,126,190 | 3,076,706 |
| Current assets | 流動資產 | | | |
| Inventories | 存貨 | 15 | 211,759 | 204,548 |
| Trade and other receivables | 營業及其他應收賬項 | 16 | 79,660 | 147,671 |
| Prepayments and deposits | 預付款項及按金 | 16 | 106,921 | 124,966 |
| Financial assets at fair value through profit or loss | 按公平值列入損益表之金融資產 | 17 | 8,067 | 56,077 |
| Bank deposits with maturity over three months | 超過三個月到期日的銀行存款 | 18 | 31,010 | 31,076 |
| Cash and cash equivalents | 現金及現金等值項目 | 18 | 1,004,093 | 772,694 |
| | | | 1,441,510 | 1,337,032 |
| Total assets | 總資產 | | 4,567,700 | 4,413,738 |
| EQUITY | 股權 | | | |
| Capital and reserves attributable to the equity holders of the Company | 本公司股權持有人應佔股本及儲備 | | | |
| Share capital | 股本 | 22 | 57,730 | 57,407 |
| Other reserves | 其他儲備 | 23 | 1,286,806 | 1,164,384 |
| Retained earnings | 保留溢利 | 23 | | |
| – Proposed dividends | – 擬派股息 | | 295,168 | 419,790 |
| – Others | – 其他 | | 2,089,696 | 1,907,793 |
| | | | 3,729,400 | 3,549,374 |
| Non-controlling interests | 非控制性權益 | | 3,155 | 2,271 |
| Total equity | 股權總額 | | 3,732,555 | 3,551,645 |

Consolidated Statement of Financial Position

綜合財務狀況表

As at 31 March 2014 於二零一四年三月三十一日

| | | | 31 March 2014 二零一四年 三月三十一日 | 31 March 2013 二零一三年 三月三十一日 |
|--|-----------------|------------|-------------------------------------|-------------------------------------|
| | | Note 附註 | HK\$'000 千港元 | HK\$'000 千港元 |
| LIABILITIES | 負債 | | | |
| Non-current liabilities | 非流動負債 | | | |
| Deferred income tax liabilities | 遞延稅項負債 | 20 | 30,458 | 31,616 |
| Provision for long service payments | 長期服務金撥備 | 19 | 22,850 | 19,680 |
| Retirement benefit liabilities | 退休金福利負債 | 19 | 7,483 | 25,670 |
| | | | 60,791 | 76,966 |
| Current liabilities | 流動負債 | | | |
| Trade payables | 營業應付賬項 | 21 | 208,844 | 179,103 |
| Other creditors and accrued liabilities | 其他應付賬項及應計費用 | | 534,867 | 563,216 |
| Current income tax liabilities | 即期稅項負債 | | 30,643 | 42,808 |
| | | | 774,354 | 785,127 |
| Total liabilities | 總負債 | | 835,145 | 862,093 |
| Total equity and liabilities | 股權及負債總額 | | 4,567,700 | 4,413,738 |
| Net current assets | 淨流動資產 | | 667,156 | 551,905 |
| Total assets less current liabilities | 總資產減流動負債 | | 3,793,346 | 3,628,611 |

The notes on pages 88 to 200 are an integral part of these consolidated financial statements.

在第88至200頁之附註為本綜合財務報表的整體部份。

Approved by the Board of Directors on 24 June 2014 and were signed on its behalf:

經董事局於二零一四年六月二十四日批准及代表董事局簽署：

Chan Yue Kwong, Michael
Chairman
主席
陳裕光

Lo Hoi Kwong, Sunny
Chief Executive Officer
首席執行官
羅開光

Statement of Financial Position

財務狀況表

As at 31 March 2014 於二零一四年三月三十一日

| | | | 31 March 2014 二零一四年 三月三十一日 HK\$'000 千港元 | 31 March 2013 二零一三年 三月三十一日 HK\$'000 千港元 |
|--|-----------------|------------|--|--|
| | | Note 附註 | | |
| ASSETS | 資產 | | | |
| Non-current assets | 非流動資產 | | | |
| Investments in subsidiaries | 於附屬公司投資 | 10 | 1,368,126 | 1,341,605 |
| Current assets | 流動資產 | | | |
| Prepayments, deposits and other current assets | 預付款項、按金及其他流動資產 | | 740 | 731 |
| Cash and cash equivalents | 現金及現金等值項目 | 18 | 563 | 193 |
| | | | 1,303 | 924 |
| Total assets | 總資產 | | 1,369,429 | 1,342,529 |
| EQUITY | 股權 | | | |
| Capital and reserves attributable to the equity holders of the Company | 本公司股權持有人應佔股本及儲備 | | | |
| Share capital | 股本 | 22 | 57,730 | 57,407 |
| Other reserves | 其他儲備 | 23 | 738,288 | 693,017 |
| Retained earnings | 保留溢利 | 23 | | |
| – Proposed dividends | – 擬派股息 | | 295,168 | 419,790 |
| – Others | – 其他 | | 278,199 | 171,850 |
| Total equity | 股權總額 | | 1,369,385 | 1,342,064 |
| LIABILITIES | 負債 | | | |
| Current liabilities | 流動負債 | | | |
| Other creditors and accrued liabilities | 其他應付賬項及應計費用 | | 44 | 465 |
| Total equity and liabilities | 股權及負債總額 | | 1,369,429 | 1,342,529 |
| Net current assets | 淨流動資產 | | 1,259 | 459 |
| Total assets less current liabilities | 總資產減流動負債 | | 1,369,385 | 1,342,064 |

The notes on pages 88 to 200 are an integral part of these consolidated financial statements.

在第88至200頁之附註為本綜合財務報表的整體部份。

Approved by the Board of Directors on 24 June 2014 and were signed on its behalf:

經董事局於二零一四年六月二十四日批准及代表董事局簽署：

Chan Yue Kwong, Michael
Chairman
主席
陳裕光

Lo Hoi Kwong, Sunny
Chief Executive Officer
首席執行官
羅開光

Consolidated Income Statement – By Function of Expense

綜合損益表 — 按費用功能分類

For the year ended 31 March 2014 截至二零一四年三月三十一日止年度

| | | | 2014 二零一四年 HK\$'000 千港元 | 2013 二零一三年 HK\$'000 千港元 (Restated) (重列) |
|---|--------------------------|------------|----------------------------------|--|
| | | Note 附註 | | |
| Revenue | 收益 | 24 | 6,990,463 | 6,394,089 |
| Cost of sales | 銷售成本 | 26 | (5,971,366) | (5,485,896) |
| Gross profit | 毛利 | | 1,019,097 | 908,193 |
| Other gains, net | 其他淨收益 | 25 | 19,099 | 61,319 |
| Administrative expenses | 行政費用 | 26 | (358,683) | (329,003) |
| Operating profit | 營運溢利 | | 679,513 | 640,509 |
| Finance income | 財務收入 | 27 | 12,989 | 10,966 |
| Share of profit/(loss) of associates | 應佔聯營公司溢利/(虧損) | | 213 | (4,243) |
| Share of loss of joint ventures | 應佔合營公司虧損 | | (3,958) | (5,987) |
| Profit before income tax | 除稅前溢利 | | 688,757 | 641,245 |
| Income tax expense | 所得稅費用 | 28 | (106,677) | (100,282) |
| Profit for the year | 本年度溢利 | | 582,080 | 540,963 |
| Allocated as: | 分配為： | | | |
| Profit attributable to non-controlling interests | 非控制性權益 應佔溢利 | | 884 | 1,000 |
| Profit attributable to equity holders of the Company | 本公司股權持有人 應佔溢利 | 29 | 581,196 | 539,963 |
| Dividends | 股息 | 30 | 393,189 | 517,204 |
| Earnings per share for profit attributable to the equity holders of the Company during the year | 本年度本公司股權持有人 應佔溢利的每股溢利 | | | |
| – Basic | – 基本 | 31 | HK\$1.01 港元 | HK\$0.94 港元 |
| – Diluted | – 攤薄 | 31 | HK\$1.00 港元 | HK\$0.94 港元 |

The notes on pages 88 to 200 are an integral part of these consolidated financial statements.

在第88至200頁之附註為本綜合財務報表的整體部份。

Consolidated Statement of Comprehensive Income

綜合全面收入報表

For the year ended 31 March 2014 截至二零一四年三月三十一日止年度

| | | 2014 二零一四年 HK\$'000 千港元 | 2013 二零一三年 HK\$'000 千港元 (Restated) (重列) |
|---|-------------------------|----------------------------------|--|
| Profit for the year | 本年度溢利 | 582,080 | 540,963 |
| Other comprehensive income/(loss): | 其他全面收入／(虧損)： | | |
| <i>Items that may be reclassified to profit or loss</i> | <i>或會重新分類為損益之項目</i> | | |
| Exchange differences arising from translation of foreign subsidiaries, associates and a joint venture | 轉換海外附屬公司、聯營公司及合營公司之匯兌差額 | (13,015) | 5,458 |
| Reserve released upon disposal of investment in an associate | 因出售於聯營公司投資所釋出的儲備 | (2,763) | — |
| Fair value gains on available-for-sale financial assets | 可供出售金融資產的公平值溢利 | 71,438 | 38,649 |
| Reserve released upon disposal of available-for-sale financial assets | 因出售可供出售金融資產所釋出的儲備 | (3) | (581) |
| <i>Items that will not be reclassified subsequently to profit or loss</i> | <i>不會隨後重新分類為損益之項目</i> | | |
| Remeasurement of defined benefit obligation | 界定福利責任的重新計量 | 15,852 | (22,632) |
| Total comprehensive income for the year | 本年度總全面收入 | 653,589 | 561,857 |
| Attributable to: | 屬於： | | |
| – Equity holders of the Company | – 本公司股權持有人 | 652,705 | 560,857 |
| – Non-controlling interests | – 非控制性權益 | 884 | 1,000 |
| | | 653,589 | 561,857 |

The notes on pages 88 to 200 are an integral part of these consolidated financial statements.

在第88至200頁之附註為本綜合財務報表的整體部份。

Consolidated Statement of Changes in Equity

綜合權益變動表

For the year ended 31 March 2014 截至二零一四年三月三十一日止年度

| | | Share capital 股本 HK\$'000 千港元 | Other reserves 其他儲備 HK\$'000 千港元 | Retained earnings 保留溢利 HK\$'000 千港元 | Total 總計 HK\$'000 千港元 | Non- controlling interests 非控制性 權益 HK\$'000 千港元 | Total equity 股權總計 HK\$'000 千港元 |
|--|---------------------------------|---|--|---|--------------------------------|---|--|
| Balance as at 1 April 2013 | 於二零一三年四月一日結餘 | 57,407 | 1,164,384 | 2,327,583 | 3,549,374 | 2,271 | 3,551,645 |
| Profit for the year | 本年度溢利 | – | – | 581,196 | 581,196 | 884 | 582,080 |
| Other comprehensive income/(loss): | 其他全面收入/(虧損): | | | | | | |
| Exchange differences arising from translation of foreign subsidiaries, associates and a joint venture | 轉換海外附屬公司、 聯營公司及合營公司 之匯兌差額 | – | (13,015) | – | (13,015) | – | (13,015) |
| Reserve released upon disposal of investment in an associate | 因出售於聯營公司 投資所釋出的儲備 | – | (2,763) | – | (2,763) | – | (2,763) |
| Remeasurement of defined benefit obligation | 界定福利責任的重新計量 | – | – | 15,852 | 15,852 | – | 15,852 |
| Transfer to statutory reserves | 轉移至法定儲備 | – | 21,494 | (21,494) | – | – | – |
| Fair value gains on available-for-sale financial assets | 可供出售金融資產的 公平值溢利 | – | 71,438 | – | 71,438 | – | 71,438 |
| Reserve released upon disposal of available-for-sale financial assets | 因出售可供出售金融資產 所釋出的儲備 | – | (3) | – | (3) | – | (3) |
| Total comprehensive income | 總全面收入 | – | 77,151 | 575,554 | 652,705 | 884 | 653,589 |
| Proceeds from shares issued | 發行股份之所得款 | 323 | 43,183 | – | 43,506 | – | 43,506 |
| Employee share option scheme-value of employee services | 僱員認股特權計劃 – 僱員服務價值 | – | 2,140 | – | 2,140 | – | 2,140 |
| Transfer upon lapse of share options | 認股特權期滿轉移 | – | (52) | 52 | – | – | – |
| Dividends | 股息 | – | – | (518,325) | (518,325) | – | (518,325) |
| Balance as at 31 March 2014 | 於二零一四年 三月三十一日結餘 | 57,730 | 1,286,806 | 2,384,864 | 3,729,400 | 3,155 | 3,732,555 |

Consolidated Statement of Changes in Equity

綜合權益變動表

For the year ended 31 March 2014 截至二零一四年三月三十一日止年度

| | | Share capital 股本 HK\$'000 千港元 | Other reserves 其他儲備 HK\$'000 千港元 | Retained earnings 保留溢利 HK\$'000 千港元 | Total 總計 HK\$'000 千港元 | Non- controlling interests 非控制性 權益 HK\$'000 千港元 | Total equity 股權總計 HK\$'000 千港元 |
|---|---------------------------------|---|--|---|--------------------------------|---|--|
| Balance as at 1 April 2012 | 於二零一二年四月一日結餘 | 56,956 | 1,057,413 | 2,163,442 | 3,277,811 | 1,271 | 3,279,082 |
| Profit for the year (restated) | 本年度溢利(重列) | – | – | 539,963 | 539,963 | 1,000 | 540,963 |
| Other comprehensive income/(loss): | 其他全面收入/ (虧損): | | | | | | |
| Exchange differences arising from translation of foreign subsidiaries, associates and joint ventures | 轉換海外附屬公司、 聯營公司及合營公司 之匯兌差額 | – | 5,458 | – | 5,458 | – | 5,458 |
| Remeasurement of defined benefit obligation (restated) | 界定福利責任 的重新計量(重列) | – | – | (22,632) | (22,632) | – | (22,632) |
| Fair value gains on available-for-sale financial assets | 可供出售金融資產 的公平值溢利 | – | 38,649 | – | 38,649 | – | 38,649 |
| Reserve released upon disposal of available-for-sale financial assets | 因出售可供出售金融資產 所釋出的儲備 | – | (581) | – | (581) | – | (581) |
| Total comprehensive income | 總全面收入 | – | 43,526 | 517,331 | 560,857 | 1,000 | 561,857 |
| Proceeds from shares issued | 發行股份之所得款 | 451 | 61,307 | – | 61,758 | – | 61,758 |
| Employee share option scheme-value of employee services | 僱員認股特權計劃 – 僱員服務價值 | – | 3,722 | – | 3,722 | – | 3,722 |
| Transfer upon lapse of share options | 認股特權期滿轉移 | – | (1,584) | 1,584 | – | – | – |
| Dividends | 股息 | – | – | (354,774) | (354,774) | – | (354,774) |
| Balance as at 31 March 2013 | 於二零一三年 三月三十一日結餘 | 57,407 | 1,164,384 | 2,327,583 | 3,549,374 | 2,271 | 3,551,645 |

The notes on pages 88 to 200 are an integral part of these consolidated financial statements.

在第88至200頁之附註為本綜合財務報表的整體部份。

Consolidated Statement of Cash Flows

綜合現金流量表

For the year ended 31 March 2014 截至二零一四年三月三十一日止年度

| | | | 2014 二零一四年 HK\$'000 千港元 | 2013 二零一三年 HK\$'000 千港元 |
|---|-----------------------|-----------|----------------------------------|----------------------------------|
| | Note 附註 | | | |
| Cash flows from operating activities | 經營業務之現金流量 | | | |
| Net cash generated from operations | 營運產生之淨現金 | 33(a) | 953,161 | 791,976 |
| Hong Kong profits tax paid | 已付之香港利得稅 | | (108,138) | (84,954) |
| Overseas taxation paid | 已付之海外稅項 | | (14,994) | (12,199) |
| Net cash generated from operating activities | 經營業務產生之淨現金 | | 830,029 | 694,823 |
| Cash flows from investing activities | 投資活動之現金流量 | | | |
| Purchase of property, plant and equipment | 添置物業、廠房及設備 | | (312,028) | (491,359) |
| Proceeds from disposals of property, plant and equipment | 出售物業、廠房及設備所得款 | 33(b) | 71,644 | 6,929 |
| Dividend received from associates | 已收聯營公司股息 | | 204 | 753 |
| Dividend received from listed investments | 已收上市投資股息 | | 13,267 | 13,213 |
| Purchase of financial assets | 購買金融資產 | | (6,333) | (31,161) |
| Proceeds from redemption/disposal of available-for-sale financial assets | 贖回／出售可供出售金融資產所得款 | | 17 | 5,568 |
| Proceeds from disposal of financial assets at fair value through profit or loss | 出售按公平值列入損益表之金融資產所得款 | | 82,627 | 15,515 |
| Proceeds from disposal of interest in an associate | 出售聯營公司權益所得款 | | 14,490 | 5,776 |
| Proceeds from disposal of investment in a joint venture | 出售合營公司投資所得款 | | 411 | - |
| Capital injection for investment in a joint venture | 投資合營公司之資本注資 | | - | (23,000) |
| Interest received | 已收之利息 | | 12,488 | 10,308 |
| Increase in bank deposits with maturity over three months | 增加超過三個月到期日的銀行存款 | | - | (43) |
| Net cash used in investing activities | 用於投資活動之淨現金 | | (123,213) | (487,501) |
| Cash flows from financing activities | 融資活動之現金流量 | | | |
| Net proceeds from issue of shares upon exercise of share options | 行使認股特權而發行股份之所得款項淨額 | | 43,506 | 61,758 |
| Dividends paid | 已付股息 | | (518,325) | (354,774) |
| Net cash used in financing activities | 用於融資活動之淨現金 | | (474,819) | (293,016) |
| Net increase/(decrease) in cash and cash equivalents | 現金及現金等值項目之淨增加／(減少) | | 231,997 | (85,694) |
| Cash and cash equivalents at the beginning of the year | 年度開始時現金及現金等值項目 | | 772,694 | 854,417 |
| Effect of foreign exchange rate changes | 外幣匯率轉變之影響 | | (598) | 3,971 |
| Cash and cash equivalents at the end of the year | 年度結束時現金及現金等值項目 | 18 | 1,004,093 | 772,694 |

The notes on pages 88 to 200 are an integral part of these consolidated financial statements.

在第88至200頁之附註為本綜合財務報表的整體部份。

1 General Information

Café de Coral Holdings Limited (the “Company”) was incorporated in Bermuda as an exempted company under the Companies Act 1981 of Bermuda with limited liability on 1 October 1990. The address of its registered office is Canon’s Court, 22 Victoria Street, Hamilton HM 12, Bermuda.

The principal activity of the Company is investment holding. The Company’s subsidiaries are principally engaged in the operation of quick service restaurants, fast casual dining, institutional catering and specialty restaurant chains, and food processing and distribution business.

The Company’s shares are listed on the Main Board of The Stock Exchange of Hong Kong Limited.

These consolidated financial statements are presented in Hong Kong dollars, unless otherwise stated. These consolidated financial statements have been approved for issue by the Board of Directors on 24 June 2014.

2 Summary of Significant Accounting Policies

The principal accounting policies applied in the preparation of these consolidated financial statements are set out below. These policies have been consistently applied to all the years presented, unless otherwise stated.

1 簡介

大家樂集團有限公司(「本公司」)於一九九零年十月一日在百慕達按當地一九八一年公司法註冊成立為一間有限責任及獲豁免公司。註冊辦事處地址為 Canon’s Court, 22 Victoria Street, Hamilton HM 12, Bermuda。

本公司主要業務為投資控股。本公司之附屬公司主要經營連鎖式速食餐飲業務、快餐廳、機構飲食業務和特式餐廳及食品製造及分銷業務。

本公司股份於香港聯合交易所有限公司主板上市。

除另有說明外，此綜合財務報表以港元為單位呈報。此綜合財務報表已經由董事局於二零一四年六月二十四日批准刊發。

2 重要會計政策摘要

編製本綜合財務報表採用的主要會計政策載於下文。此等政策在所呈報的所有年度內貫徹應用，除非另行陳述。

2 Summary of Significant Accounting Policies (Continued)

2.1 Basis of preparation

The consolidated financial statements of the Company and its subsidiaries (the “Group”) have been prepared in accordance with Hong Kong Financial Reporting Standards (“HKFRS”). The consolidated financial statements have been prepared under the historical cost convention, as modified by the revaluation of investment properties, available-for-sale financial assets and financial assets at fair value through profit or loss, which are carried at fair value.

The preparation of consolidated financial statements in conformity with HKFRS requires the use of certain critical accounting estimates. It also requires management to exercise its judgement in the process of applying the Group’s accounting policies. The areas involving a higher degree of judgement or complexity, or areas where assumptions and estimates are significant to the consolidated financial statements are disclosed in Note 4.

(i) New standards and amendments to standards adopted by the Group

The following new standards and amendments to standards are mandatory for the first time for the financial year beginning 1 April 2013 and currently relevant to the Group.

HKFRS 10, ‘Consolidated financial statements’ builds on existing principles by identifying the concept of control as the determining factor in whether an entity should be included within the consolidated financial statements of the parent company. The standard provides additional guidance to assist in the determination of control where this is difficult to assess. The Group assessed the adoption of this standard and concluded that it did not result in any changes in the consolidated status of its subsidiaries.

2 重要會計政策摘要(續)

2.1 編制基準

本公司及其附屬公司(統稱「本集團」)之綜合財務報表乃根據香港財務報告準則編制。綜合財務報表已按照歷史成本法編制，並就重估投資物業、可供出售金融資產、按公平值列入損益表之金融資產均按公平值列賬而作出修訂。

編制符合香港財務報告準則的綜合財務報表需要使用若干關鍵會計估算。管理層亦須在應用本集團會計政策過程中作出判斷。涉及高度的判斷或複雜性的範疇，或涉及對綜合財務報表屬重大假設和估算的範疇，在附註4中披露。

(i) 本集團已採納的新準則及經修訂準則

以下新準則及經修訂準則於二零一三年四月一日開始的財政年度首次強制生效，且現時與本集團有關。

香港財務報告準則10「綜合財務報表」以現有原則為基礎，確定將控制權之概念作為釐定實體是否須計入母公司綜合財務報表的決定性因素。該準則提供額外指引，在難以評估的情況下協助釐定控制權。本集團已對採納該準則進行評估，並得出結論，認為應用新準則並無導致其附屬公司的綜合入賬狀況產生任何變動。

2 Summary of Significant Accounting Policies (Continued)

2.1 Basis of preparation (Continued)

(i) New standards and amendments to standards adopted by the Group (Continued)

HKFRS 11, 'Joint arrangements' focuses on the rights and obligations of the parties to the arrangement rather than its legal form. There are two types of joint arrangements: joint operations and joint ventures. Joint operations arise where the investors have rights to the assets and obligations for the liabilities of an arrangement. A joint operator accounts for its share of the assets, liabilities, revenue and expenses. Joint ventures arise where the investors have rights to the net assets of the arrangement and are accounted for under the equity method. Proportional consolidation of joint arrangements is no longer permitted. The Group assessed the adoption of this standard and concluded that it did not have a significant impact on the Group's results and financial position except that certain new disclosures are introduced.

HKFRS 13, 'Fair value measurement', aims to improve consistency and reduce complexity by providing a precise definition of fair value and a single source of fair value measurement and disclosure requirements for use across HKFRSs. The requirements do not extend the use of fair value accounting but provide guidance on how it should be applied where its use is already required or permitted by other standards within HKFRSs. The Group has adopted this standard, which additional disclosures required in respect of fair value measurements are introduced. The adoption of this standard has no significant impact on the Group's results and financial position, except that certain new disclosures are introduced.

2 重要會計政策摘要(續)

2.1 編制基準(續)

(i) 本集團已採納的新準則及經修訂準則(續)

香港財務報告準則11「合營安排」著重於安排參與方的權利與責任而非其法定形式。合營安排分為兩大類：共同經營及合營公司。共同經營指其投資者有權獲得與安排有關之資產與責任。共同經營者將其應佔之資產、負債、收入及支出入賬。在合營公司中，投資者有權享有安排下之資產淨值；並使用權益法入賬。不再容許將合營安排使用比例綜合法入賬。本集團已對採納該準則進行評估，並得出結論，認為採納該準則對本集團之業績和財務狀況並無重大影響，惟引入若干新披露規定。

香港財務報告準則13「公平值估算」旨在透過對公平值提供精確定義，並對各香港財務報告準則制訂劃一來源之公平值估算及披露規定，以改善一致性及降低複雜程度。該規定並無擴大公平值會計之使用，但提供指引說明當該準則內有其他準則已規定或准許使用時應如何應用此準則。本集團已採納該準則，當中已引入有關公平值估算之額外披露規定。採納該準則對本集團之業績和財務狀況並無重大影響，惟引入若干新披露規定。

2 Summary of Significant Accounting Policies (Continued)

2.1 Basis of preparation (Continued)

(i) New standards and amendments to standards adopted by the Group (Continued)

Amendment to HKAS 1, 'Financial statement presentation', includes changes in presentation of other comprehensive income. The main change resulting from this amendment is a requirement for entities to group items presented in 'other comprehensive income' ("OCI") on the basis of whether they are potentially reclassifiable to profit or loss subsequently (reclassification adjustments). The Group has categorised 'Exchange differences arising from translation', 'Reserve released upon disposal of investment in an associate', 'Reserve released upon disposal of available-for-sale financial assets' and 'Fair value gains on available-for-sale financial assets' under 'items that may be reclassified to profit or loss', while 'Remeasurement of defined benefit obligation' under 'items that will not be reclassified subsequently to profit or loss' in the consolidated statement of comprehensive income.

2 重要會計政策摘要(續)

2.1 編制基準(續)

(i) 本集團已採納的新準則及經修訂準則(續)

香港會計準則1「財務報表的呈報」之修訂包括其他綜合收益的呈報變動。此項修改之主要變動為規定實體於「其他綜合收益」內呈列之項目按隨後時間是否有可能重新分類至損益(重新分類調整)作出分組。本集團已將「轉換之匯兌差額」、「因出售於聯營公司投資所釋出的儲備」、「因出售可供出售金融資產所釋出的儲備」及「可供出售金融資產的公平值溢利」分類至「或會重新分類為損益之項目」,同時將「界定福利責任之重新計量」分類至綜合全面收入報表中「不會隨後重新分類為損益之項目」。

2 Summary of Significant Accounting Policies (Continued)

2.1 Basis of preparation (Continued)

(i) New standards and amendments to standards adopted by the Group (Continued)

HKAS 19 (revised 2011), 'Employee benefits' which the Group has applied the standard retrospectively in accordance with the transition provisions of the standard. Such new standard replaces the interest cost and expected return on plan assets with a net interest amount that is calculated by applying the discount rates to the net defined benefit liability or asset. This has no effect on total comprehensive income as the increased charge in profit or loss would be offset by a credit in other comprehensive income. In addition, the new standard also introduced a new term called "remeasurement", which is made up of actuarial gains and losses as the difference between actual investment returns and the return implied by the net interest cost. The impact of this new accounting standard has been reflected in the accompanying consolidated financial statements. The adoption of this standard leads to the following changes on the Group's prior year's consolidated financial statements:

- Increase in cost of sales and administrative expenses in the consolidated income statement for the year ended 31 March 2013 by HK\$4,984,000.
- Increase in other comprehensive income in the consolidated statements of comprehensive income for the year ended 31 March 2013 by HK\$4,984,000.

The adoption of this standard has no impact on the amount of retirement benefit assets/liabilities recognised in the consolidated statement of financial position, as well as the consolidated statement of cash flows.

There are no other new standards or amendments and interpretations to standards that are effective for the first time for the financial year beginning on or after 1 April 2013 that are expected to have a material impact on the Group.

2 重要會計政策摘要(續)

2.1 編制基準(續)

(i) 本集團已採納的新準則及經修訂準則(續)

香港會計準則19(於2011修訂)「僱員福利」,本集團已根據有關過渡指引追溯應用該準則。該新準則將界定福利責任的利息成本和計劃資產的預期回報,以淨利息成本(根據淨界定福利責任之資產或負債和貼現率計算)取代。由於在損益表增加的開支與其他綜合收益的貸項互相抵消,故此對綜合收益總額沒有任何影響。此外,新會計準則包括稱為「重計量」的新詞彙。這是由精算盈虧、實際投資回報與淨利息成本所隱含回報的差額所組成。此新會計準則之影響已反映於隨附之綜合財務報表。採納此準則將對本集團綜合財務報表造成以下變動:

- 截至二零一三年三月三十一日止年度綜合損益表之銷售成本及行政費用增加4,984,000港元。
- 截至二零一三年三月三十一日止年度綜合全面收入報表之其他全面收入增加4,984,000港元。

採納此準則對於綜合財務狀況表內確認之退休福利責任之資產或負債,以及綜合現金流動表概無影響。

概無其他於二零一三年四月一日開始的財政年度或之後首次生效之新準則、經修訂準則及詮釋預期對本集團有重大影響。

Notes to the Consolidated Financial Statements

綜合財務報表附註

2 Summary of Significant Accounting Policies (Continued)

2.1 Basis of preparation (Continued)

(ii) New standards, amendments and interpretations that have been issued but are not effective for the financial year beginning 1 April 2013 and have not been early adopted.

2 重要會計政策摘要(續)

2.1 編制基準(續)

(ii) 下列為已頒佈的新準則、經修訂準則及詮釋，但並未於二零一三年四月一日開始的財政年度期間生效，亦無提早採納。

**Effective for
annual periods
beginning on or after**
年度期間開始或
之後生效

| | | |
|--|---|-----------------------------|
| Amendment to HKAS 19 香港會計準則 19 之修訂 | Defined Benefit Plans: Employee Contributions 界定福利計劃：僱員供款 | 1 July 2014 二零一四年七月一日 |
| Amendment to HKAS 32 香港會計準則 32 之修訂 | Offsetting Financial Assets and Financial Liabilities 抵銷金融資產與金融負債 | 1 January 2014 二零一四年一月一日 |
| Amendment to HKAS 36 香港會計準則 36 之修訂 | Recoverable Amount Disclosures For Non-Financial Assets 非金融資產之可收回價值披露 | 1 January 2014 二零一四年一月一日 |
| Amendment to HKAS 39 香港會計準則 39 之修訂 | Novation of Derivatives and Continuation of Hedge Accounting 衍生工具更替及對沖會計法之延續 | 1 January 2014 二零一四年一月一日 |
| Amendments to HKFRS 7 and HKFRS 9 香港財務報告準則 7 及 香港財務報告準則 9 之修訂 | Mandatory Effective Date and Transition Disclosures 強制生效日期及過渡披露 | 1 January 2015 二零一五年一月一日 |
| HKFRS 9 香港財務報告準則 9 | Financial Instruments 金融工具 | 1 January 2015 二零一五年一月一日 |
| HKFRS 14 香港財務報告準則 14 | Regulatory Deferral Accounts 監管遞延賬目 | 1 January 2016 二零一六年一月一日 |
| Amendments to HKFRS 10, HKFRS 12 and HKAS 27 (2011) 香港財務報告準則 10、香港財務報告 準則 12 及香港會計準則 27(2011) 之修訂 | Investment Entities 投資實體 | 1 January 2014 二零一四年一月一日 |
| HK (IFRIC) – Int 21 香港財務報告詮釋委員會 – 詮釋第 21 號 | Levies 徵費 | 1 January 2014 二零一四年一月一日 |
| Annual Improvements Project 年度改進計劃 | Annual Improvements 2012 2012 年度改進 | 1 July 2014 二零一四年七月一日 |
| Annual Improvements Project 年度改進計劃 | Annual Improvements 2013 2013 年度改進 | 1 July 2014 二零一四年七月一日 |

The Group has commenced an assessment of the impact of these new, amended and revised HKFRSs but is not yet in a position to state whether they would have a significant impact of its results of operations and financial position.

本集團著手評估新訂、修訂及經修訂的香港財務報告準則的影響，但尚未說明此等新訂、修訂及經修訂的香港財務報告準則對本集團的營運和財務狀況的結果是否有重大影響。

2 Summary of Significant Accounting Policies (Continued)

2.2 Consolidation

The consolidated financial statements include the financial statements of the Company and all its subsidiaries made up to 31 March.

(a) Subsidiaries

A subsidiary is an entity (including a structured entity) over which the Group has control. The Group controls an entity when the Group is exposed to, or has rights to, variable returns from its involvement with the entity and has the ability to affect those returns through its power over the entity. Subsidiaries are consolidated from the date on which control is transferred to the group. They are deconsolidated from the date that control ceases.

The Group applies the acquisition method of accounting to account for business combinations. The consideration transferred for the acquisition of a subsidiary is the fair values of the assets transferred, the liabilities incurred and the equity interests issued by the Group. The consideration transferred includes the fair value of any asset or liability resulting from a contingent consideration arrangement. Acquisition-related costs are expensed as incurred. Identifiable assets acquired and liabilities and contingent liabilities assumed in a business combination are measured initially at their fair values at the acquisition date. On an acquisition-by-acquisition basis, the Group recognises any non-controlling interest in the acquiree either at fair value or at the non-controlling interest's proportionate share of the recognised amount of acquiree's identifiable net assets.

2 重要會計政策摘要(續)

2.2 綜合

綜合財務報表包括本公司及其所有附屬公司截至三月三十一日的財務報表。

(a) 附屬公司

附屬公司指本集團擁有控制權的實體(包括結構性實體)。當本集團對參與該實體業務的浮動回報承擔風險或享有權利以及能透過對該實體的權力影響該等回報時,即為控制該實體。附屬公司的財務報表於其控制權轉移至本集團的日期綜合入賬。於控制權終止的日期則取消綜合。

本集團利用收購法將業務合併入賬。收購附屬公司所轉讓的代價為所轉讓的資產公平值、所產生或承擔的負債及本集團發行的股本權益。所轉讓的代價包括或有代價安排所產生的任何資產或負債的公平值。收購相關成本在產生時支銷。在企業合併中所收購的可識辨資產以及所承擔的負債及或有負債,首先以彼等於收購日期的公平值計量。基於各項收購基準,本集團按公平值或非控制性權益應佔被收購方可識辨淨資產已確認金額的比例,確認被收購方的任何非控制性權益。

2 Summary of Significant Accounting Policies (Continued)

2.2 Consolidation (Continued)

(a) Subsidiaries (Continued)

In the Company's statement of financial position, investments in subsidiaries are accounted for at cost less impairment. Cost is adjusted to reflect changes in consideration arising from contingent consideration amendments. Cost also includes direct attributable costs of investment. The results of subsidiaries are accounted for by the Company on the basis of dividends received and receivable.

Impairment testing of investments in subsidiaries is required upon receiving dividends from these investments if the dividend exceeds the total comprehensive income of the subsidiary in the period the dividend is declared or if the carrying amount of the investment in the separate financial statements exceeds the carrying amount in the consolidated financial statements of the investee's net assets including goodwill.

The excess of the consideration transferred, the amount of any non-controlling interest in the acquiree and the acquisition-date fair value of any previous equity interest in the acquiree over the fair value of the identifiable net assets acquired is recorded as goodwill. If the total of consideration transferred, non-controlling interest recognised and previously held interest measured is less than the fair value of the net assets of the subsidiary acquired in the case of a bargain purchase, the difference is recognised directly in the income statement.

Inter-company transactions, balances and unrealised gains on transactions between group companies are eliminated. Unrealised losses are also eliminated unless the transaction provides evidence of an impairment of the asset transferred.

Accounting policies of subsidiaries have been changed where necessary in the consolidated financial statements to ensure consistency with the policies adopted by the Group.

2 重要會計政策摘要(續)

2.2 綜合(續)

(a) 附屬公司(續)

於本公司財務狀況表，附屬公司投資按成本扣除減值列賬。成本經調整以反映修改或有代價所產生的代價變動。成本亦包括投資的直接歸屬成本。附屬公司的業績由本公司按已收及應收股息列賬。

如股息超過宣派股息期內附屬公司的總全面收益，或如在獨立財務報表的投資賬面值超過綜合財務報表中被投資公司淨資產(包括商譽)的賬面值，則必須於收取該等投資股息後對附屬公司投資作減值測試。

轉讓的代價、於被收購方任何非控制性權益，以及被收購方任何之前權益在收購日期的公平值，超過所收購可辨認淨資產公平值的數額，列為商譽。就廉價收購而言，如轉讓的代價、已確認非控股權益及先前持有的權益總額低於所購入附屬公司淨資產的公平值，該差額直接在損益表中確認。

本集團內公司之間的交易、結餘及交易的未實現收益予以抵銷。除非交易提供所轉讓資產減值之憑證，否則未實現虧損亦予以對銷。

附屬公司的會計政策已按需要作出改變，以確保與本集團綜合財務報表採用的政策符合一致。

2 Summary of Significant Accounting Policies (Continued)

2.2 Consolidation (Continued)

(b) Transactions with non-controlling interests

The Group treats transactions with non-controlling interests as transactions with equity owners of the Group. For purchases from non-controlling interests, the difference between any consideration paid and the relevant share acquired of the carrying value of net assets of the subsidiary is recorded in equity. Gains or losses on disposals to non-controlling interests are also recorded in equity.

When the Group ceases to have control, any retained interest in the entity is remeasured to its fair value at the date when control is lost, with the change in carrying amount recognised in profit or loss. The fair value is the initial carrying amount for the purposes of subsequently accounting for the retained interest as an associate, a joint venture or financial asset. In addition, any amounts previously recognised in other comprehensive income in respect of that entity are accounted for as if the Group had directly disposed of the related assets or liabilities. This may mean that amounts previously recognised in other comprehensive income are reclassified to profit or loss.

(c) Associates

Associates are all entities over which the group has significant influence but not control, generally accompanying a shareholding of between 20% and 50% of the voting rights. Investments in associates are accounted for using the equity method of accounting. Under the equity method, the investment is initially recognised at cost, and the carrying amount is increased or decreased to recognise the investor's share of the profit or loss of the investee after the date of acquisition. The group's investment in associates includes goodwill identified on acquisition.

2 重要會計政策摘要(續)

2.2 綜合(續)

(b) 與非控制性權益的交易

本集團將其與非控制性權益進行的交易視為與本集團權益持有人進行的交易。來自非控制性權益的收購，所支付的任何代價與相關應佔所收購附屬公司淨資產賬面值的差額記錄為權益。向非控制性權益的出售的盈利或虧損亦記錄在權益中。

當本集團不再持有控制權，在實體的任何保留權益於失去控制權的日期重新計量至公平值，賬面值的變動在損益中確認。公平值為就保留權益的其後入賬而言的初始賬面值，作為聯營公司、合營公司或金融資產。此外，之前在其他全面收入中確認與該實體有關的任何數額按猶如本集團已直接出售相關資產或負債的方式入賬。這意味著之前在其他全面收入中確認的數額重新分類至損益。

(c) 聯營公司

聯營公司指本集團對其有重大影響力但並非擁有控制權的所有實體，通常附帶20%至50%投票權的股權。聯營投資以權益法入賬。根據權益法，投資初始以成本確認，而賬面值被增加或減少以確認投資者享有被投資者在收購日期後的損益份額。本集團於聯營公司的投資包括收購時已辨認的商譽。

2 Summary of Significant Accounting Policies (Continued)

2.2 Consolidation (Continued)

(c) Associates (Continued)

If the ownership interest in an associate is reduced but significant influence is retained, only a proportionate share of the amounts previously recognised in other comprehensive income are reclassified to profit or loss where appropriate.

The Group's share of its associates' post-acquisition profits or losses is recognised in the consolidated income statement, and its share of post-acquisition movements in reserves is recognised in reserves. The cumulative post-acquisition movements are adjusted against the carrying amount of the investment. When the Group's share of losses in an associate equals or exceeds its interest in the associate, including any other unsecured receivables, the Group does not recognise further losses, unless it has incurred legal or constructive obligations or made payments on behalf of the associate.

The Group determines at each reporting date whether there is any objective evidence that the investment in the associate is impaired. If this is the case, the Group calculates the amount of impairment as the difference between the recoverable amount of the associate and its carrying value and recognises the amount adjacent to 'share of profit of investments accounted for using equity method' in the income statement.

Unrealised gains on transactions between the Group and its associates are eliminated to the extent of the Group's interests in the associates. Unrealised losses are also eliminated unless the transaction provides evidence of an impairment of the asset transferred. Accounting policies of associates have been changed where necessary in the consolidated financial statements to ensure consistency with the policies adopted by the Group.

2 重要會計政策摘要(續)

2.2 綜合(續)

(c) 聯營公司(續)

如果於一間聯營公司的擁有權權益減少，但保留重大影響力，在適當情況下，只有以往在其他全面收入中確認的金額的比例份額重新分類至損益。

本集團應佔收購後聯營公司的溢利或虧損於綜合損益表內確認，而應佔收購後儲備的變動則於儲備內確認。收購後的累計變動會根據投資賬面值而作出調整。如本集團應佔聯營公司的虧損等於或超過其於該聯營公司之權益，包括任何其他無抵押應收賬項，本集團不會確認進一步虧損，除非本集團對聯營公司已產生法律或推定債務或已代聯營公司作出付款。

本集團在各報告日期釐定是否有客觀證據證明於聯營公司的投資已減值。如投資已減值，本集團計算減值，數額為聯營公司可收回數額與其賬面值的差額，並在損益表中確認於「以權益法入賬的應佔投資利潤」旁。

本集團與其聯營公司間交易的未實現收益按本集團於聯營公司的權益為限對銷。除非交易提供所轉讓資產減值之憑證，否則未實現虧損亦予以對銷。聯營公司的會計政策已在綜合財務報表按需要作出改變，以確保與本集團採用的政策保持一致。

2 Summary of Significant Accounting Policies (Continued)

2.2 Consolidation (Continued)

(d) Joint arrangements

Investments in joint arrangements are classified as either joint operations or joint ventures depending on the contractual rights and obligations each investor. The Group has assessed the nature of its joint arrangements and determined them to be joint ventures. Joint ventures are accounted for using the equity method.

Under the equity method of accounting, interests in joint ventures are initially recognised at cost and adjusted thereafter to recognise the group's share of the post-acquisition profits or losses and movements in other comprehensive income. The group's investments in joint ventures include goodwill identified on acquisition. Upon the acquisition of the ownership interest in a joint venture, any difference between the cost of the joint venture and the group's share of the net fair value of the joint venture's identifiable assets and liabilities is accounted for as goodwill. When the group's share of losses in a joint venture equals or exceeds its interests in the joint ventures (which includes any long-term interests that, in substance, form part of the group's net investment in the joint ventures), the group does not recognise further losses, unless it has incurred obligations or made payments on behalf of the joint ventures.

Unrealised gains on transactions between the group and its joint ventures are eliminated to the extent of the group's interest in the joint ventures. Unrealised losses are also eliminated unless the transaction provides evidence of an impairment of the asset transferred. Accounting policies of the joint ventures have been changed where necessary to ensure consistency with the policies adopted by the group.

2 重要會計政策摘要(續)

2.2 綜合(續)

(d) 合營安排

於合營安排的投資會視乎每名投資者之合約權利及責任歸類為共同經營或合營公司。本集團已評估其合營安排的性質，釐定其屬合營公司。合營公司透過權益法入賬。

根據權益法，於合營公司的權益乃按成本初步確認，其後經調整以確認本集團應佔收購後的損益及於其他全面收入的變動。本集團於合營公司的投資包括收購時所識別的商譽。完成收購合營公司的所有權權益後，合營公司的成本與本集團應佔該合營公司的可識別資產及負債的淨公平值之間的差額入賬列為商譽。當本集團應佔合營公司的虧損相等於或超出其於該合營公司的權益(包括任何長期權益，而該長期權益實質上構成本集團於該合營公司的投資淨額的一部份)，本集團不會確認進一步虧損，除非本集團對合營公司已產生責任或已代合營公司作出付款。

本集團與其合營公司間交易的未實現收益按本集團於合營公司的權益為限對銷。除非交易提供所轉讓資產減值之憑證，否則未實現虧損亦予以對銷。合營公司的會計政策已按需要作出改變，以確保與本集團採用的政策保持一致。

2 Summary of Significant Accounting Policies (Continued)

2.3 Segment reporting

Operating segments are reported in a manner consistent with the internal reporting provided to the chief operating decision-maker. The chief operating decision-maker, who is responsible for allocating resources and assessing performance of the operating segments has been identified as the Chief Executive Officer who makes strategic decisions.

2.4 Foreign currency translation

(a) Functional and presentation currency

Items included in the financial statements of each of the Group's entities are measured using the currency of the primary economic environment in which the entity operates ("the functional currency"). The consolidated financial statements are presented in Hong Kong dollars, which is the Company's functional and the Group's presentation currency.

(b) Transactions and balances

Foreign currency transactions are translated into the functional currency using the exchange rates prevailing at the dates of the transactions. Foreign exchange gains and losses resulting from the settlement of such transactions and from the translation at year-end exchange rates of monetary assets and liabilities denominated in foreign currencies are recognised in the income statement, except when deferred in equity as qualifying cash flow hedges or qualifying net investment hedges.

Foreign exchange gains and losses that relate to borrowings and cash and cash equivalents are presented in the income statement within 'finance income or cost'. All other foreign exchange gains and losses are presented in the income statement.

2 重要會計政策摘要(續)

2.3 分類報告

營運分部以向主要經營決策者提供的內部報告一致的方式呈報。首席執行官乃視為主要經營決策者，會作出策略決定，並負責就營運分部分配資源及評估表現。

2.4 外幣換算

(a) 功能及呈報貨幣

本集團各實體之財務報表內之項目均以該實體營運所在主要經濟環境通行之貨幣(「功能貨幣」)計量。本綜合財務報表乃以港元呈報，港元為本公司之功能及本集團之呈報貨幣。

(b) 交易及結餘

外幣交易按交易當日通行之匯率換算為功能貨幣。此等交易結算以及按年結日之匯率換算以外幣計值之貨幣資產和負債而產生的外匯收益及虧損，均於損益表內確認，但符合資格成為現金流量對沖或投資淨額對沖的項目，則於權益內列為遞延項目。

與借款和現金及現金等值項目有關的匯兌收益和虧損在損益表內的「財務收益或費用」中列報。所有其他匯兌收益和虧損在損益表中列報。

2 Summary of Significant Accounting Policies (Continued)

2.4 Foreign currency translation (Continued)

(b) Transactions and balances (Continued)

Changes in the fair value of monetary securities denominated in foreign currency classified as available-for-sale financial assets are analysed between translation differences resulting from changes in the amortised cost of the security and other changes in the carrying amount of the security. Translation differences relating to changes in the amortised cost are recognised in the income statement, and other changes in carrying amount are recognised in equity.

Translation differences on non-monetary financial assets and liabilities are reported as part of the fair value gain or loss. Translation difference on non-monetary financial assets and liabilities such as equity held at fair value through profit or loss are recognised in the income statement as part of the fair value gain or loss. Translation difference on non-monetary financial assets, such as equities classified as available-for-sale financial assets, are included in other comprehensive income.

(c) Group companies

The results and financial position of all the group entities (none of which has the currency of a hyperinflationary economy) that have a functional currency different from the presentation currency are translated into the presentation currency as follows:

- (i) assets and liabilities for each statement of financial position presented are translated at the closing rate at the date of that statement of financial position;

2 重要會計政策摘要(續)

2.4 外幣換算(續)

(b) 交易及結餘(續)

如以外幣計值及分類為可供出售金融資產的貨幣證券的公平值變動，則於因證券經攤銷成本變動產生的換算差額與證券賬面值其他變動間進行分析。與經攤銷成本變動有關的換算差額於損益表確認，而賬面值其他變動則於權益確認。

非貨幣金融資產及負債之匯兌差異，均列報為公平值收益或虧損的一部份。非貨幣金融資產及負債之匯兌差異，例如按公平值列入損益賬持有的股本，均確認於損益表為公平值收益或虧損的一部份。至於非貨幣金融資產的匯兌差異，例如歸類為可供出售金融資產的權益等，均列入其他綜合收益中。

(c) 集團公司

本集團旗下所有實體如持有與呈報貨幣不一致的功能貨幣(其中並無任何實體持有通脹嚴重的經濟體系的貨幣)，其業績和財務狀況均按以下方法兌換為呈報貨幣：

- (i) 每項財務狀況表的資產及負債均按照該財務狀況表當日收市時的匯率折算為呈報貨幣；

2 Summary of Significant Accounting Policies (Continued)

2.4 Foreign currency translation (Continued)

(c) Group companies (Continued)

(ii) income and expenses for each income statement are translated at average exchange rates (unless this average is not a reasonable approximation of the cumulative effect of the rates prevailing on the transaction dates, in which case income and expenses are translated at the rate on the dates of the transactions); and

(iii) all resulting exchange differences are recognised as a separate component of equity.

On consolidation, exchange differences arising from the translation of the net investment in foreign operations are taken to shareholders' equity.

On the disposal of a foreign operation (that is, a disposal of the group's entire interest in a foreign operation, or a disposal involving loss of control over a subsidiary that includes a foreign operation, a disposal involving loss of joint control over a joint venture that includes a foreign operation, or a disposal involving loss of significant influence over an associate that includes a foreign operation), all of the exchange differences accumulated in equity in respect of that operation attributable to the equity holders of the Company are reclassified to profit or loss.

In the case of a partial disposal that does not result in the group losing control over a subsidiary that includes a foreign operation, the proportionate share of accumulated exchange differences are re-attributed to non-controlling interests and are not recognised in profit or loss. For all other partial disposals (that is, reductions in the group's ownership interest in associates or joint ventures that do not result in the group losing significant influence or joint control) the proportionate share of the accumulated exchange difference is reclassified to profit or loss.

2 重要會計政策摘要(續)

2.4 外幣換算(續)

(c) 集團公司(續)

(ii) 每項損益表的收入和支出均按照平均匯率折算為呈報貨幣(但若此平均匯率未能合理地反映各交易日之匯率所帶來的概約累積影響,收支項目則按照交易日期之匯率折算);及

(iii) 所有匯兌差異均確認於權益內為一個獨立分項。

在編製綜合賬目時,折算海外業務投資淨額而產生的匯兌差異,均列入股東權益內。

對於出售境外經營業務(即出售集團在境外經營中的全部權益,或者出售涉及喪失對擁有境外經營的附屬公司的控制權,或涉及喪失對擁有境外經營的合營公司的共同控制權,或涉及喪失對擁有境外經營的聯營公司的重大影響力),就該項經營累計計入權益的歸屬於本公司權益持有人的所有匯兌差額均獲重新分類至損益。

對於並不導致本集團喪失對擁有境外經營的附屬公司的控制權的部份出售,本集團在累計匯兌差額中的比例份額重新歸屬於非控制性權益並且不在損益中確認。對於所有其他部份出售(即本集團在聯營公司或合營公司中的所有權益的減少並不導致本集團喪失重大影響或共同控制權),本集團在累計匯兌差額中的比例份額獲重新分類至損益。

2 Summary of Significant Accounting Policies (Continued)

2.4 Foreign currency translation (Continued)

(c) Group companies (Continued)

Goodwill and fair value adjustments arising on the acquisition of a foreign entity are treated as assets and liabilities of the foreign entity and translated at the closing rate. Exchange differences arising are recognised in equity.

2.5 Leasehold land and land use rights

Leasehold land and land use rights are stated at cost less accumulated amortisation and impairment losses. Cost represents consideration paid for rights to use the land on which various plants and buildings are situated. Amortisation of leasehold land and land use rights is calculated on a straight-line basis over the period of the leases.

2.6 Property, plant and equipment

The property, plant and equipment, except for freehold land and construction in progress (Note 2.7), are stated at historical cost less accumulated depreciation and impairment losses. Freehold land is stated at historical cost less accumulated impairment losses. Historical cost includes expenditure that is directly attributable to the acquisition of the items.

Subsequent costs are included in the asset's carrying amount or recognised as a separate asset, as appropriate, only when it is probable that future economic benefits associated with the item will flow to the Group and the cost of the item can be measured reliably. The carrying amount of the replaced part is derecognised. All other repairs and maintenance costs are expensed in the income statement during the financial period in which they are incurred.

2 重要會計政策摘要(續)

2.4 外幣換算(續)

(c) 集團公司(續)

因收購境外實體而產生之商譽及公平值調整，均視作為該境外實體之資產及負債處理，並以當日收市時的匯率折算。產生的匯兌差額在權益中入賬。

2.5 租賃土地及土地使用權

租賃土地及土地使用權以成本扣除累積攤銷及減值虧損後入賬。成本乃支付於各廠房及樓宇所在之土地使用權的代價。租賃土地及土地使用權攤銷均按直線法於租賃期內計算。

2.6 物業、廠房及設備

物業、廠房及設備(永久業權土地及在建工程(附註2.7)除外)均以歷史成本扣除累積折舊及減值虧損後入賬。永久業權土地以歷史成本扣除累積減值虧損後入賬。歷史成本包括購買該項目時直接支出的費用。

其後成本只有在與該項目有關的未來經濟利益有可能流入本集團，而該項目的成本能可靠計量時，才包括在資產的賬面值或確認為獨立資產(如適用)。已更換零件的賬面值已被終止確認。所有其他維修及保養在其產生的財政期間內於損益表支銷。

2 Summary of Significant Accounting Policies (Continued)

2.6 Property, plant and equipment (Continued)

No provision for depreciation is made on freehold land. Depreciation of other property, plant and equipment is calculated using the straight-line method to allocate their costs to their residual values over their estimated useful lives, as follows:

| | |
|--|---|
| Leasehold land classified as finance lease | Shorter of remaining period of the lease or useful life |
| Building | 2.5% |
| Leasehold improvements | Over the remaining period of the lease |
| Plant and machinery | 10% |
| Furniture and other equipment | 12.5%-33.3% |

The assets' residual values and useful lives are reviewed, and adjusted if appropriate, at the end of the reporting period.

An asset's carrying amount is written down immediately to its recoverable amount if the asset's carrying amount is greater than its estimated recoverable amount (Note 2.10).

Gains and losses on disposals are determined by comparing proceeds with carrying amount. They are included in the consolidated income statement.

2 重要會計政策摘要(續)

2.6 物業、廠房及設備(續)

永久業權土地毋須折舊撥備。其他物業、廠房及設備均以直線法於其估計可用年限內將其成本分配至其剩餘價值以計算折舊，所採用的折舊率如下：

| | |
|--------------|-----------------|
| 歸類為融資租賃的租賃土地 | 餘下租約期或可使用年期之較短者 |
| 樓宇 | 2.5% |
| 租賃樓宇裝修 | 餘下租約期 |
| 廠房及機器 | 10% |
| 傢俬及其他設備 | 12.5%-33.3% |

於報告期末檢討資產的剩餘價值及可用年期，並作出適當的調整。

若資產的賬面值高於其估計可收回金額，其賬面值即時撇減至可收回金額(附註2.10)。

出售資產之收益及虧損為出售價值與賬面值的差額，並將此列入綜合損益表內。

2 Summary of Significant Accounting Policies (Continued)

2.7 Construction in progress

Construction in progress represents buildings, plant and machinery, furniture and fixtures, office equipment and leasehold improvements under construction. Construction in progress is stated at cost less accumulated impairment losses, if any. Cost includes the costs of construction and acquisition, and capitalised costs attributable to the construction during the period of construction. No provision for depreciation is made on construction in progress until such time as the relevant assets are completed and ready for intended use. When the assets concerned are available for use, the costs are transferred to property, plant and equipment and depreciated in accordance with the policy as stated in Note 2.6.

2.8 Investment properties

Property that is held for long-term rental yields or for capital appreciation or both, and that is not occupied by the Group, is classified as investment property.

Investment property comprises leasehold land and buildings. Land held under operating leases are classified and accounted for as investment property when the rest of the definition of investment property is met. The operating leases are accounted for as if they were finance leases.

Investment property is measured initially at its cost, including related transaction costs.

2 重要會計政策摘要(續)

2.7 在建工程

在建工程指在建樓宇、廠房及機器、傢俬及設備、辦公室儀器及租賃樓宇裝修。在建工程是按成本扣除累計減值虧損(如有)入賬。成本包括於建築期內的建築及購置成本及歸屬建築的資金成本。在建工程項目直至有關資產完成及可作擬定用途前不作折舊撥備。當有關資產投入運作時，將成本轉撥至其他物業、廠房及設備，並按附註2.6所述的政策折舊。

2.8 投資物業

持有用作獲取長期租金收入或資本增值或同時用作此兩種目的且非由本集團佔用之物業列作投資物業。

投資物業包含永久業權土地及樓宇。根據經營租賃持有之土地，當其符合投資物業餘下定義時，分類列作投資物業並以此入賬。經營租賃乃猶如其為融資租賃入賬。

投資物業最初按其成本(包括有關交易成本)計量。

2 Summary of Significant Accounting Policies (Continued)

2.8 Investment properties (Continued)

After initial recognition, investment property is carried at fair value. Fair value is based on active market prices, adjusted, if necessary, for any difference in the nature, location or condition of the specific asset. If this information is not available, the Group uses alternative valuation methods such as recent prices on less active markets or discounted cash flow projections. These valuations are performed in accordance with Valuation Standards on Properties issued by the Hong Kong Institute of Surveyors and are reviewed annually by external valuers.

The fair value of investment property reflects, among other things, rental income from current leases and assumptions about rental income from future leases in the light of current market conditions. The fair value also reflects, on a similar basis, any cash outflows that could be expected in respect of the property. Some of those outflows are recognised as a liability, others, including contingent rent payments, are not recognised in the consolidated financial statements.

Subsequent expenditure is charged to the asset's carrying amount only when it is probable that future economic benefits associated with the item will flow to the Group and the cost of the item can be measured reliably. All other repairs and maintenance costs are expensed in the consolidated income statement during the period in which they are incurred.

Changes in fair values are recognised in the consolidated income statement.

2 重要會計政策摘要(續)

2.8 投資物業(續)

於初步確認後，投資物業乃按公平值列賬。公平值乃按交投活躍市場之價格計算，並於必要時就特定資產之任何性質、位置或狀況差異作出調整。倘並無有關資料，本集團則會使用交投較淡靜市場的最近期價格或貼現現金流量預測等其他估值法。此等估值乃按照香港測量師學會發出之物業估值的標準指引進行，並每年由外間估值師審閱。

投資物業的公平值反映(其中包括)現有租約的租金收入，以及有關在現行市況下對未來租約之租金收入作出的假設。同樣地，公平值亦反映任何有關物業可預期出現之現金流出。此等流出部份被確認為負債；而其他流出(包括或有租金付款)則不會於綜合財務報表內確認。

當該項目有關之未來經濟利益流入本集團及其成本能可靠計算時，其後開支才計入該資產的賬面值。所有其他維修及保養成本均於其產生的期間自綜合損益表內列作開支。

公平值變動乃於綜合損益表中確認。

2 Summary of Significant Accounting Policies (Continued)

2.9 Intangible assets

(a) Goodwill

Goodwill represents the excess of the cost of an acquisition over the fair value of the Group's share in net fair value of the net identifiable assets of the acquired subsidiary or joint venture or associate at the date of acquisition. Goodwill on acquisitions of subsidiaries is included in intangible assets. Goodwill on acquisitions of joint ventures or associates is included in investments in joint venture or associates and is tested for impairment as part of the overall balance. Separately recognised goodwill is tested annually for impairment and carried at cost less accumulated impairment losses. Impairment losses on goodwill are not reversed. Gains and losses on the disposal of an entity include the carrying amount of goodwill relating to the entity sold.

Goodwill is allocated to cash-generating units for the purpose of impairment testing. The allocation is made to those cash-generating units or groups of cash-generating units that are expected to benefit from the business combination in which the goodwill arose.

(b) Other intangible assets

Other intangible assets with definite useful lives and are carried at cost less accumulated amortisation and impairment losses. Amortisation is calculated using the straight-line method to allocate costs of other intangible assets over their estimated useful lives of 2 to 20 years.

2 重要會計政策摘要(續)

2.9 無形資產

(a) 商譽

商譽指收購成本超出本集團於收購日期應佔所收購附屬公司、合營公司或聯營公司可辨別資產淨值的公平值淨額。附屬公司的收購商譽計入無形資產內。合營公司或聯營公司之收購商譽計入於合營公司投資或於聯營公司投資，並且接受減值評估作為整體結餘之一部份。本集團每年為獨立確認之商譽評估減值，並按成本扣除累積減值虧損列賬。商譽的減值虧損不撥回。出售實體的收益及虧損已計入與售出相關實體的商譽賬面值。

為評估減值情況，商譽被分配至現金產生單位。預期因業務合併而受惠的該等現金產生單位或現金產生單位組別將獲分配從業務合併產生的商譽。

(b) 其他無形資產

擁有有限可使用年期的其他無形資產是按成本扣除累計攤銷及減值虧損列賬。其他無形資產以直線法於其估計可用年限2至20年內將其成本分配以計算攤銷。

2 Summary of Significant Accounting Policies (Continued)

2.10 Impairment of investments in subsidiaries, joint ventures, associates, and non-financial assets

Assets that have an indefinite useful life are not subject to amortisation, but are at least tested annually for impairment. Assets which are subject to amortisation are reviewed for impairment whenever events or changes in circumstances indicate that the carrying amount may not be recoverable. An impairment loss is recognised for the amount by which the asset's carrying amount exceeds its recoverable amount. The recoverable amount is the higher of an asset's fair value less costs to sell and value in use. For the purposes of assessing impairment, assets are grouped at the lowest levels for which there are separately identifiable cash flows (cash-generating units). Non financial assets other than goodwill that were impaired are reviewed for possible reversal of the impairment at each reporting date.

2.11 Financial assets

The Group classifies its financial assets in the following categories: financial assets at fair value through profit or loss, loans and receivables, held-to-maturity financial assets and available-for-sale financial assets. The classification depends on the purpose for which the financial assets were acquired. Management determines the classification of its financial assets at initial recognition.

- (a) Financial assets at fair value through profit or loss
- Financial assets at fair value through profit or loss are financial assets held for trading. A financial asset is classified in this category if acquired principally for the purpose of selling in the short-term. Derivatives are also categorised as held for trading unless they are designated as hedges. Assets in this category are classified as current assets if expected to be settled within 12 months; otherwise, they are classified as non-current.

2 重要會計政策摘要(續)

2.10 附屬公司、合營公司、聯營公司投資與其他非金融資產之減值

無特定期限的資產毋須攤銷，但此等資產每年均接受至少一次減值評估。須作攤銷的資產，如有任何事件或情況改變顯示賬面值不可收回，本集團將審閱該資產的減值情況。減值虧損確認為資產賬面值超越其可收回金額之數額。可收回價值為資產公平值減出售成本後之價值與其使用價值之間的較高者。為了評估資產減值，本集團可按獨立地確認其現金流量(現金產生單位)的最低水平劃分資產類別。除商譽以外而出現減值的非金融資產可於各報告日期就可能撥回減值進行審閱。

2.11 金融資產

本集團將金融資產劃分為以下類別：按公平值列入損益表之金融資產、貸款及應收賬項、持至到期日之金融資產以及可供出售金融資產。分類方法乃取決於金融資產之收購目的。管理層將於始初確認時為其金融資產分類。

- (a) 按公平值列入損益表之金融資產
- 按公平值列入損益表之金融資產指持有作買賣用途的金融資產。如所收購的金融資產主要是為了在短期內出售，則劃分為此類別。衍生工具亦會被劃分為持作買賣，被指定為對沖項目者則屬例外。在此類別的資產假若預期在十二個月內結算，分類為流動資產；否則分類為非流動資產。

2 Summary of Significant Accounting Policies (Continued)

2.11 Financial assets (Continued)

(b) Loans and receivables

Loans and receivables are non-derivative financial assets with fixed or determinable payments that are not quoted in an active market. They are included in current assets, except for those with maturities greater than 12 months after the end of reporting date. These are classified as non-current assets. Trade and other receivables are classified as loans and receivables in the consolidated statement of financial position (Note 2.13).

(c) Held-to-maturity financial assets

Held-to-maturity financial assets are non-derivative financial assets with fixed or determinable payments and fixed maturities that the Group's management has the positive intention and ability to hold to maturity. If the Group were to sell other than an insignificant amount of held-to-maturity financial assets, the whole category would be tainted and reclassified as available-for-sale financial assets. Held-to-maturity financial assets are included in non-current assets, except for those with maturities of less than 12 months from the end of reporting date. These are classified as current assets.

(d) Available-for-sale financial assets

Available-for-sale financial assets are non-derivatives that are either designated in this category or not classified in any of the other categories. They are included in non-current assets unless the investment matures or management intends to dispose of the investment within 12 months of the end of reporting date.

2 重要會計政策摘要(續)

2.11 金融資產(續)

(b) 貸款及應收賬項

貸款及應收賬項均設有固定或可確定付款金額，以及不會在活躍市場上市的非衍生金融資產。此等項目已計入流動資產之內，但由報告日期期末起計十二個月後方到期的項目則劃分為非流動資產。貸款及應收賬項均計入綜合財務狀況表的營業及其他應收賬項(附註2.13)。

(c) 持至到期日之金融資產

持至到期日金融資產為擁有固定或可確定付款金額及固定到期日的非衍生金融資產，而本集團管理層有積極計劃及能力持有有關資產至到期日。倘本集團出售並非少量的持有至到期日之金融資產，則整個類別將會受到影響及重新分類為可供出售。持至到期日之金融資產列作非流動資產，惟到期日少於報告日期期末起計十二個月內則除外，於該情況下則列作流動資產。

(d) 可供出售金融資產

可供出售金融資產為被指定作此類別或並無分類為任何其他類別之非衍生工具。除非投資到期或管理層計劃於報告日期期末起計十二個月內出售有關投資，否則可供出售金融資產將計入非流動資產內。

2 Summary of Significant Accounting Policies (Continued)

2.11 Financial assets (Continued)

Regular purchases and sales of financial assets are recognised on the trade-date – the date on which the Group commits to purchase or sell the asset. Investments are initially recognised at fair value plus transaction costs for all financial assets not carried at fair value through profit or loss. Financial assets carried at fair value through profit or loss are initially recognised at fair value, and transaction costs are expensed in the income statement. Financial assets are derecognised when the rights to receive cash flows from the investments have expired or have been transferred and the Group has transferred substantially all risks and rewards of ownership. Available-for-sale financial assets and financial assets at fair value through profit or loss are subsequently carried at fair value. Loans and receivables and held-to-maturity financial assets are subsequently carried at amortised cost using the effective interest method.

Gains or losses arising from changes in the fair value of the “financial assets at fair value through profit or loss” category are presented in the income statement within other gains, net, in the period in which they arise. Dividend income from financial assets at fair value through profit or loss is recognised in the income statement when the Group’s right to receive payments is established.

Changes in the fair value of monetary securities denominated in a foreign currency and classified as available-for-sale financial assets are analysed between translation differences resulting from changes in amortised cost of the securities and other changes in the carrying amount of the securities. The translation differences on monetary securities are recognised in the income statement; translation differences on non-monetary securities are recognized in equity. Changes in the fair value of monetary and non-monetary securities classified as available-for-sale financial assets are recognised in other comprehensive income.

2 重要會計政策摘要(續)

2.11 金融資產(續)

經常性的金融資產的收購及出售，均於交易日(即本集團承諾收購或出售該資產當日)確認。投資項目初步按照公平值確認，並加上所有並無按照公平值列入損益表的金融資產之交易成本。金融資產初步按照公平值確認，及交易成本於損益表支銷。當本集團從該等投資項目收取現金流量的權利已到期或已被轉讓，或本集團已大致上將擁有權的所有風險和回報轉移，則會註銷該等金融資產。可供出售金融資產及按公平值列入損益表之金融資產其後按公平值列賬。貸款及應收賬項及持至到期日之金融資產其後以實際利率法按經攤銷成本列賬。

如「按公平值列入損益表之金融資產」的公平值出現變動，所產生的收益及虧損均於產生期內在損益表列入「其他淨收益」。按公平值列入損益表之金融資產所產生的股息於本集團收取款項的權利確立時於損益表內確認為其他收益的一部份。

如以外幣計價及分類為可供出售之貨幣證券的公平值變動，則於因證券經攤銷成本變動產生的換算差額與證券賬面值其他變動間進行分析。貨幣證券之換算差額於損益表確認，而非貨幣證券之換算差額則於權益確認。分類為可供出售的貨幣證券及非貨幣證券之公平值變動，均於其他全面收入內確認。

2 Summary of Significant Accounting Policies (Continued)

2.11 Financial assets (Continued)

When securities classified as available-for-sale are sold or impaired, the accumulated fair value adjustments recognised in equity are included in the income statement as “gains and losses from investment securities”. Interest on available-for-sale securities calculated using the effective interest method is recognised in the income statement. Dividends on available-for-sale equity instruments are recognised in the income statement when the Group’s right to receive payments is established.

Financial assets and liabilities are offset and the net amount reported in the statement of financial position when there is a legally enforceable right to offset the recognised amounts and there is an intention to settle on a net basis or realise the asset and settle the liability simultaneously.

The fair values of quoted investments are based on current bid prices. If the market for a financial asset is not active (and for unlisted securities), the Group establishes fair value by using valuation techniques. These include the use of recent arm’s length transactions, reference to other instruments that are substantially the same, discounted cash flow analysis, and option pricing models, making maximum use of market inputs and relying as little as possible on entity-specific inputs.

2 重要會計政策摘要(續)

2.11 金融資產(續)

當被分類為可供出售的證券被出售或出現減值時，於權益內確認的累計公平值調整將列入損益表的「投資證券的收益及虧損」。採用實際利息法計算的可供出售金融資產的利息於損益表內確認。可供出售股本工具的股息於本集團收取款項的權利確立時於損益表內確認。

當有法定可執行權力可抵銷已確認金額，並有意圖按淨額基準結算或同時變現資產和結算負債時，金融資產與負債可互相抵銷，並在財務狀況表報告其淨額。

有價投資之公平值乃按當時買入價所計算。倘某金融資產之市場並不活躍(及就非上市證券而言)，本集團會採用估值技術訂出公平值，包括採用近期按公平原則進行之交易，參考其他大致相同之工具，現金流量貼現分析，以及期權定價模式，盡可能使用市場元素而盡量減少倚靠屬公司獨有的元素。

2 Summary of Significant Accounting Policies (Continued)

2.11 Financial assets (Continued)

The Group assesses at end of each reporting date whether there is objective evidence that a financial asset or a group of financial assets is impaired. In the case of equity securities classified as available-for-sale financial assets, a significant or prolonged decline in the fair value of the security below its cost is considered an indicator that the securities are impaired. If any such evidence exists for available-for-sale financial assets, the cumulative loss – measured as the difference between the acquisition cost and the current fair value, less any impairment loss on that financial asset previously recognised in the income statement – is removed from equity and recognised in the income statement. Impairment losses recognised in the income statement on equity instruments are not reversed through the income statement. Impairment testing of trade and other receivables is described in Note 2.13.

2.12 Inventories

Inventories are stated at the lower of cost and net realisable value. Cost is determined using the first-in, first-out (FIFO) method. The cost comprises costs of purchase, costs of conversion and other costs incurred in bringing the inventories to their present location and condition. Net realisable value is the estimated selling price in the ordinary course of business, less applicable selling expenses.

2 重要會計政策摘要(續)

2.11 金融資產(續)

本集團將於每個報告日期期末評估金融資產或一組金融資產有沒有出現減值的客觀證據。若股票證券被劃分為可供出售金融資產，在判斷該證券有沒有減值時，須考慮其公平值是否大幅或長期低於其成本。如可供出售金融資產出現此等跡象，其累積虧損(收購成本與現時公平值之差額，減去該金融資產之前在損益表確認的任何減值虧損)將從權益表扣除，並於損益表內確認。於損益表確認的股權工具減值虧損不會透過損益表撥回。營業應收賬項減值測試於附註2.13內詳述。

2.12 存貨

存貨以成本值及可變現淨值兩者的較低者列賬。成本值是以先入先出法計算。成本包括所有購貨成本，轉變成本及其他促使存貨達致其目前所在地及狀況的費用。可變現淨值為於日常業務過程內的估計售價扣除適當的銷售開支計算。

2 Summary of Significant Accounting Policies (Continued)

2.13 Trade and other receivables

Trade and other receivables are recognised initially at fair value and subsequently measured at amortised cost using the effective interest method, less provision for impairment. A provision for impairment of trade and other receivables is established when there is objective evidence that the Group will not be able to collect all amounts due according to the original terms of the receivables. Significant financial difficulties of the debtor, probability that the debtor will enter bankruptcy or financial reorganisation, and default or delinquency in payments are considered indicators that the receivable is impaired. The amount of the provision is the difference between the asset's carrying amount and the present value of estimated future cash flows, discounted at the original effective interest rate. The carrying amount of the asset is reduced through the use of an allowance account, and the amount of the loss is recognised in the consolidated income statement within administrative expenses. When a trade and other receivable is uncollectible, it is written off against the allowance account for trade and other receivable. Subsequent recoveries of amounts previously written off are credited against administrative expenses in the consolidated income statement.

2.14 Cash and cash equivalents

Cash and cash equivalents include cash in hand, deposits held at call with banks and other short-term highly liquid investments with original maturities of three months or less.

2.15 Share capital

Ordinary shares are classified as equity.

Incremental costs directly attributable to the issue of new shares or options are shown in equity as a deduction, net of tax, from the proceeds.

2 重要會計政策摘要(續)

2.13 營業及其他應收賬項

營業及其他應收賬項最初按公平值確認，其後則以實際利率法按經攤銷成本值計算，並須扣除減值撥備。如有客觀證據顯示本集團無法按照應收賬項的原來條款收取所有欠款，則須為營業及其他應收賬項作出減值撥備。債務人面對重大財政困難、可能面臨破產或債務重組、應收賬項不履行付款或逾期未付均被視為應收賬項出現減值的跡象。撥備額為資產賬面值與估計未來現金流量按原來實際利率折算之現值兩者的差額。資產賬面值會透過一撥備賬目作扣減，而虧損則於綜合損益表內的行政費用內確認。當營業及其他應收賬項不能收回，營業及其他應收賬款會於撥備賬目中撇除。如於其後收回先前被撇除的賬款，應於綜合損益表的行政費用內沖銷。

2.14 現金及現金等值項目

現金及現金等值項目包括手頭現金、銀行通知存款及原於三個月內期滿之其他短期高流動性投資。

2.15 股本

普通股分類為權益。

因發行新股份或購股權而直接產生的增量成本於權益內列作所得款的扣減項目(扣除稅項)。

2 Summary of Significant Accounting Policies (Continued)

2.16 Trade and other payables

Trade and other payables are recognised initially at fair value and subsequently measured at amortised cost using the effective interest method.

2.17 Current and deferred income tax

The tax expense for the year comprises current and deferred income tax. Tax is recognised in the consolidated income statement, except to the extent that it relates to items recognised in other comprehensive income or directly in equity. In this case the tax is also recognised in other comprehensive income or directly in equity, respectively.

The current income tax is calculated on the basis of the tax laws enacted or substantively enacted at the reporting date in the countries where the Company, its subsidiaries, associates and joint ventures operate and generate taxable income. Management periodically evaluates positions taken in tax returns with respect to situations in which applicable tax regulation is subject to interpretation and establishes provisions where appropriate on the basis of amounts expected to be paid to the tax authorities.

Deferred income tax is recognised, using the liability method, on temporary differences arising between the tax bases of assets and liabilities and their carrying amounts in the consolidated financial statements. However, deferred income tax liabilities are not recognised if they arise from the initial recognition of goodwill, the deferred income tax is not accounted for if it arises from initial recognition of an asset or liability in a transaction other than a business combination that at the time of the transaction affects neither accounting nor taxable profit or loss. Deferred income tax is determined using tax rates (and laws) that have been enacted or substantively enacted by the reporting date and are expected to apply when the related deferred income tax asset is realised or the deferred income tax liability is settled.

2 重要會計政策摘要(續)

2.16 營業及其他應付賬項

營業及其他應付賬項最初按公平值確認，其後則以實際利率法按經攤銷成本值計算。

2.17 即期及遞延稅項

年內所得稅費用包括即期及遞延稅項。所得稅在綜合損益表內確認，但與在其他全面收入中或直接在權益中確認的項目有關者則除外。在該情況下，稅項亦分別在其他全面收入或直接在權益中確認。

即期稅項根據本公司、其附屬公司、聯營公司和合營公司營運所在及產生應課稅收入的國家於報告日期已頒佈或實質頒佈的稅務法例計算。管理層就適用稅務法例詮釋所規限的情況定期評估報稅表的狀況，並在適用情況下根據預期須向稅務機關支付的稅款計提撥備。

遞延稅項利用負債法確認資產和負債的稅基與資產和負債在綜合財務報表的賬面值的差額而產生的暫時性差異。然而，若遞延稅項負債來自對商譽的初始確認，以及若遞延稅項來自在交易(不包括業務合併)中對資產或負債的初始確認，而在交易時不影響會計損益或應課稅利潤或損失，則不予確認及不作記賬。遞延稅項採用在報告日期前已頒佈或實質上已頒佈，並在有關的遞延稅項資產實現或遞延稅項負債結算時預期將會適用的稅率(及法例)而釐定。

2 Summary of Significant Accounting Policies (Continued)

2.17 Current and deferred income tax (Continued)

Deferred income tax assets are recognised to the extent that it is probable that future taxable profit will be available against which the temporary differences can be utilised.

Deferred income tax assets and liabilities are offset when there is a legally enforceable right to offset current tax assets against current tax liabilities and when the deferred income taxes assets and liabilities relate to income taxes levied by the same taxation authority on either the taxable entity or different taxable entities where there is an intention to settle the balances on a net basis.

Deferred taxation is provided on temporary differences arising on investments in subsidiaries, associates and joint ventures, except for deferred income tax liability where the timing of the reversal of the temporary difference is controlled by the Group and it is probable that the temporary difference will not reverse in the foreseeable future.

2.18 Provisions

Provisions are recognised when the Group has a present legal or constructive obligation as a result of past events; it is probable that an outflow of resources will be required to settle the obligation; and the amount has been reliably estimated. Restructuring provisions comprise lease termination penalties and employee termination payments. Provisions are not recognised for future operating losses.

Where there are a number of similar obligations, the likelihood that an outflow will be required in settlement is determined by considering the class of obligations as a whole.

A provision is recognised even if the likelihood of an outflow with respect to any one item included in the same class of obligations may be small.

2 重要會計政策摘要(續)

2.17 即期及遞延稅項(續)

遞延稅項資產以可能有未來應課稅溢利而就此可使用暫時差異而確認。

當有法定可執行權力將即期稅項資產與即期稅務負債抵銷，且遞延稅項資產和負債涉及由同一稅務機關對應課稅主體或不同應課稅主體但有意向以淨額基準結算所得稅結餘時，則可將遞延稅項資產與負債互相抵銷。

遞延稅項乃就附屬公司、聯營公司及合營公司的投資之暫時差異而撥備，惟就遞延稅項而言，集團可控制暫時差異之撥回時間，而暫時性差異可能在可預見未來不會撥回則除外。

2.18 撥備

當集團因已發生的事件須承擔現有之法律性或推定性的責任，而解除責任時有可能消耗資源，及有關金額能夠可靠地作出估算的情況下，需確認撥備。重建撥備包括租賃終止罰款和僱員離職付款。不就未來營運虧損確認撥備。

如有多項類似責任，而需要在償付中流出資源的可能性則根據責任的類別整體考慮而釐定。

即使在同一責任類別所包含任何一個項目的相關資源流出的可能性極低，仍須確認撥備。

2 Summary of Significant Accounting Policies (Continued)

2.18 Provisions (Continued)

Provisions are measured at the present value of the expenditures expected to be required to settle the obligation using a pre-tax rate that reflects current market assessments of the time value of money and the risks specific to the obligation. The increase in the provision due to passage of time is recognised as interest expense.

2.19 Revenue recognition

Revenue comprises the fair value of the consideration received or receivable for the sale of goods and services in the ordinary course of the Group's activities. Revenue is shown net of value-added tax and discounts, and after eliminating sales within the Group.

The Group recognises revenue when the amount of revenue can be reliably measured, it is probable that future economic benefits will flow to the entity and specific criteria have been met for each of the Group's activities as described below. The amount of revenue is not considered to be reliably measurable until all contingencies relating to the sale have been resolved. The Group bases its estimates on historical results, taking into consideration of the type of customer, the type of transaction and the specifics of each arrangement.

- (i) Sales of food and beverages
Sales of food and beverages are recognised in the consolidated income statement at the point of sale to customers.
- (ii) Rental income
Rental income is recognised in the consolidated income statement on a straight-line basis over the period of the lease.
- (iii) Royalty and franchise income
Royalty and franchise income are recognised on an accrual basis in accordance with the terms of the relevant agreements.

2 重要會計政策摘要(續)

2.18 撥備(續)

撥備以為履行責任所預計需要發生的支出的現值計量，計算此等現值使用的稅前折現率能夠反映當前市場的貨幣時間價值及該責任特有的風險。時間流逝導致撥備金額的增加，確認為利息開支。

2.19 收益確認

收益包括在本集團業務過程中已收到或應收的出售產品及服務代價的公平值。收益以扣除增值稅及折扣，以及對銷本集團公司內部銷售後的金額列示。

當收益的數額能夠可靠計量、未來經濟利益有可能流入有關實體，而本集團每項活動均符合具體條件時(如下文所述)，本集團便會將收益確認。除非與銷售有關的所有或然事項均已解決，否則收益的數額不被視為能夠可靠計量。本集團會根據其往績並考慮客戶類別、交易種類和每項安排的特點作出估計。

- (i) 出售食物及飲品
以顧客銷售點確認出售食物及飲品收入已列入綜合損益表內。
- (ii) 租金收入
租金收入以直線法在租賃期間確認於綜合損益表。
- (iii) 特許權及專利權收入
特許權及專利權收入根據相關協議的條款按應計基準確認入賬。

2 Summary of Significant Accounting Policies (Continued)

2.19 Revenue recognition (Continued)

- (iv) Management and service fee income
Management and service fee income is recognised when services are rendered.
- (v) Interest income
Interest income is recognised on a time-proportion basis using the effective interest method.
- (vi) Dividend income
Dividend income is recognised when the right to receive payment is established.

2.20 Employee benefits

- (i) Employee leave entitlements
Employee entitlements to annual leave are recognised when they accrue to employees. A provision is made for the estimated liability for annual leave as a result of services rendered by employees up to the reporting date.

Employee entitlements to sick leave and maternity leave are not recognised until the time of leave.

- (ii) Profit sharing and bonus plans
The expected cost of profit sharing and bonus payments are recognised as a liability when the Group has a present legal or constructive obligation as a result of services rendered by employees and a reliable estimate of the obligation can be made.

Liabilities for profit sharing and bonus plans are expected to be settled within 12 months and are measured at the amounts expected to be paid when they are settled.

2 重要會計政策摘要(續)

2.19 收益確認(續)

- (iv) 管理及服務費收入
管理及服務費收入於提供服務時確認入賬。
- (v) 利息收入
利息收入採用實際利息法按時間比例基準確認入賬。
- (vi) 股息收入
股息收入於收取款項的權利確立時確認入賬。

2.20 僱員福利

- (i) 僱員有薪假期
僱員之有薪年假在僱員應享有時認算入賬。於報告日期，本集團已就僱員已提供服務而產生之年假預計開支作出撥備。

僱員之有薪病假及產假不會被確認，直至僱員正式領享該等假期。

- (ii) 利潤分享和花紅計劃
當本集團因僱員已提供之服務而產生現有法定或推定責任，而該責任金額能可靠估算時，利潤分享和花紅計劃之預計成本將被確認為負債。

利潤分享和花紅計劃之負債預期在十二個月內支付，並以預計之金額繳付。

2 Summary of Significant Accounting Policies (Continued)

2.20 Employee benefits (Continued)

(iii) Pension obligations

The Group operates various pension schemes. The schemes are generally funded through payments to insurance companies or trustee-administered funds, determined by periodic actuarial calculations. The Group has both defined benefit and defined contribution plans. A defined contribution plan is a pension plan under which the Group pays fixed contributions into a separate entity. The Group has no legal or constructive obligations to pay further contributions if the fund does not hold sufficient assets to pay all employees the benefits relating to employee service in the current and prior periods. A defined benefit plan is a pension plan that is not a defined contribution plan. Defined benefit plans typically define an amount of pension benefit that an employee will receive on retirement, usually dependent on one or more factors such as age, years of service and compensation.

The liability or asset recognised in the consolidated statement of financial position in respect of defined benefit pension plans is the present value of the defined benefit obligation at the reporting date less the fair value of plan assets, together with adjustments for unrecognised past-service costs. The defined benefit obligation is calculated annually by independent actuaries using the projected unit credit method. The present value of the defined benefit obligation is determined by discounting the estimated future cash outflows using interest rates of high-quality corporate bonds that are denominated in the currency in which the benefits will be paid, and that have terms to maturity approximating to the terms of the related pension liability.

Actuarial gains and losses arising from experience adjustments and changes in actuarial assumptions are recognised in full in the period in which they occur, outside the income statement, in the consolidated statement of comprehensive income.

2 重要會計政策摘要(續)

2.20 僱員福利(續)

(iii) 退休金責任

本集團旗下公司設有多項退休金計劃。該等計劃一般透過向保險公司或託管人管理之基金，提供根據定期精確計算後釐定之供款提供資金。本集團設有界定福利計劃及界定供款計劃。界定供款計劃為退休金計劃，據此，本集團向獨立實體作定額供款。即使基金並無足夠資產以向所有僱員繳付有關僱員現時及過往期間服務之福利，本集團並無法律或推定責任作進一步供款。界定福利計劃為並非界定供款計劃之退休金計劃。一般而言，界定福利計劃界定為僱員可於退休時享有既定退休金福利，金額視乎一個或多個因素，例如年齡、服務年期及補償。

於綜合財務狀況表內就界定福利退休金計劃確認的負債或資產，為於報告日期之界定福利責任的現值減計劃資產公平值，同時包括未確認過去服務費用的調整。界定福利責任每年由獨立精算師根據預算單位信貸記存法計算。界定福利責任的現值，按以支付福利的同一貨幣計值，且到期日與相關退休福利責任相若的優質企業債券利率，折算估計未來現金流出。

根據經驗而調整的精算收益和損失以及精算假設的變動，在產生期間內於損益表外的綜合全面收入報表入賬。

2 Summary of Significant Accounting Policies (Continued)

2.20 Employee benefits (Continued)

(iii) Pension obligations (Continued)

Past-service costs are recognised immediately in the income statement, unless the changes to the pension plan are conditional on the employees remaining in service for a specified period of time (the vesting period). In this case, the past-service costs are amortised on a straight-line basis over the vesting period.

For defined contribution plans, the Group pays contributions to publicly or privately administered pension insurance plans on a mandatory, contractual or voluntary basis. The Group has no further payment obligations once the contributions have been paid. The contributions are recognised as employee benefit expense when they are due. Prepaid contributions are recognised as an asset to the extent that a cash refund or a reduction in the future payments is available.

(iv) Long service payment

The Group's net obligation in respect of long service payments to its employees upon the termination of their employment or retirement when the employee fulfills certain circumstances under the Hong Kong Employment Ordinance is the amount of future benefit that employees have earned in return for their services in the current and prior periods.

The obligation is calculated using the projected unit credit method, discounted to present value and reduced by entitlements accrued under the Group's retirement plans that are attributable to contributions made by the Group. The discount rate is the yield at the reporting date on high quality corporate bonds which have terms to maturity approximating the terms of the related liability.

Actuarial gains and losses are recognised in full in the period in which they occur, outside the income statement, in the consolidated statement of comprehensive income.

2 重要會計政策摘要(續)

2.20 僱員福利(續)

(iii) 退休金責任(續)

過往服務成本即時確認於損益表入賬，除非退休金計劃變動須以僱員留任一段指定期間(歸屬期間)為條件則例外。於該情況下，過往服務成本以直線法於歸屬期間攤銷。

就界定供款計劃而言，本集團向公營或私人管理退休保險計劃作出強制、合約或自願性質供款。於作出供款後，本集團毋須作進一步供款承擔。供款於到期時確認為僱員福利開支。預付供款以所出現的現金退款或未來款項減少為限確認為資產。

(iv) 長期服務金

本集團根據香港僱傭條例在若干情況下員工終止合約或退休而支付之長期服務金責任淨額，是指僱員於現時及過往期間提供服務所賺取的未來福利。

此責任額是以預計單位信貸記存法計算，並計算其貼現現值，並扣除本集團退休計劃下集團供款所佔之應計權益。貼現率為報告日期與有關負債期到期限相若之優質企業債券的收益率。

精算盈虧全部在產生期內於損益表外的綜合全面收入報表確認。

2 Summary of Significant Accounting Policies (Continued)

2.20 Employee benefits (Continued)

(v) Share-based compensation

The Group operates an equity-settled, share-based compensation plan, under which the Group receives services from employees as consideration for equity instruments of the Company. The fair value of the employee services received in exchange for the grant of the options is recognised as an expense. The total amount to be expensed is determined by reference to the fair value of the options granted: (i) including any market performance conditions; (ii) excluding the impact of any service and non-market performance vesting conditions (for example, profitability and sales growth targets); and (iii) including the impact of any non-vesting conditions. Non-market vesting conditions are included in assumptions about the number of options that are expected to vest. The total expense is recognised over the vesting period, which is the period over which all of the specified vesting conditions are to be satisfied. At the end of each reporting period, the Group revises its estimates of the number of options that are expected to vest based on the non-marketing vesting conditions. It recognises the impact of the revision to original estimates, if any, in the income statement, with a corresponding adjustment to equity.

When the options are exercised, the Company issues new shares. The proceeds received net of any directly attributable transaction costs are credited to share capital (nominal value) and share premium.

The grant by the Company of options over its equity instruments to the employees of subsidiaries undertakings in the Group is treated as a capital contribution. The fair value of employee services received, measured by reference to the grant date fair value, is recognised over the vesting period as an increase to investments in subsidiaries undertakings, with a corresponding credit to equity.

2 重要會計政策摘要(續)

2.20 僱員福利(續)

(v) 以股份支付的酬金

集團設有一項以股權結算，以股份支付的薪酬計劃，而僱員則提供服務作為本公司權益工具之代價。僱員提供服務而授予之認股權的公平值確認為費用。將列作支出的總金額乃參考所授認股權的公平值釐定；(i) 包括任何市場業績狀況；(ii) 不包括任何服務及非市場性質的授予條件所產生的影響（例如盈利能力及銷售增長指標）；(iii) 包括任何非授予條件所產生之影響。在假定預期可予以歸屬的認股權數目時，非市場性質的歸屬條件亦加入一併考慮。費用總額在歸屬期間確認，即指所有特定歸屬條件均獲滿足之期間。於各報告期末，本集團按非市場歸屬條件調整對預期可予以歸屬的認股權數目作估計，並在損益表確認調整原來估計（如有）所產生的影響，及對權益作出相應調整。

在認股權行使時，本公司發行新股，收取的所得款扣除任何直接應佔的交易成本後，撥入股本（面值）和股份溢價。

本公司向本集團旗下附屬公司僱員授予其權益工具的認股權被視為資本貢獻。收取僱員服務的公平值經參考授出日的公平值計量後在歸屬期內確認，作為對附屬公司投資的增加，並相應計入權益中。

2 Summary of Significant Accounting Policies (Continued)

2.21 Operating leases (as the lessee)

Leases in which a significant portion of the risks and rewards of ownership are retained by the lessor are classified as operating leases. Payments made under operating leases (net of any incentives received from the lessor) are expensed in the income statement on a straight-line basis over the period of the leases.

2.22 Dividend distribution

Dividend distribution to the Company's shareholders is recognised as a liability in the Company's financial statements in the period in which the dividends are approved by the Company's shareholders.

2.23 Financial guarantees

A financial guarantee (a type of insurance contract) is a contract that requires the issuer to make specified payments to reimburse the holder for a loss it incurs because a specified debtor fails to make payments when due in accordance with the original or modified terms of a debt instrument. The Group does not recognise liabilities for financial guarantees at inception, but performs a liability adequacy test at each reporting date by comparing its net liability regarding the financial guarantee with the amount that would be required if the financial guarantee to result in a present legal or constructive obligation. If the liability is less than its present legal or constructive obligation amount, the entire difference is recognised in the consolidated income statement immediately.

2 重要會計政策摘要(續)

2.21 營運租賃(作為承租人)

如租賃擁有權的重大部份風險和回報由出租人保留，分類為營運租賃。根據營運租賃支付的款項(扣除自出租人收取之任何獎勵金後)於租賃期內以直線法在損益表支銷。

2.22 股息分派

向本公司股東分派的股息在股息獲本公司股東批准的期間內於本公司的財務報表內列為負債。

2.23 財務擔保

財務擔保(一項保險合約)需要發出人因指定債務人未能根據債務工具之原有或經修訂條款支付到期款項致使持有人蒙受損失時，向持有人償付指定款項之合約。本集團並無於開始時就財務擔保確認負債，惟會藉比較有關財務擔保之各負債淨額與倘財務擔保將導致現時法定或推定責任而所須之金額而進行負債充足性測試。倘有關負債低於其現有法定或推定責任金額，則全數差額即時於綜合損益表確認。

3 Financial Risk Management

3.1 Financial risk factors

The Group's activities expose it to a variety of financial risks: market risk (including foreign exchange risk, interest rate risk and price risk), credit risk and liquidity risk. The Group's overall risk management programme focuses on the unpredictability of financial markets and seeks to minimise potential adverse effects on the Group's financial performance.

Management regularly manages the financial risks of the Group. Because of the simplicity of the financial structure and the current operations of the Group, no hedging activities are undertaken by management.

(a) Foreign exchange risk

The Group mainly operates in Hong Kong, Mainland China and North America and is exposed to foreign exchange risk from various currency exposures, primarily with respect to Chinese Renminbi ("RMB"), United States ("US") dollar and Canadian dollar. Foreign exchange risk arises from future commercial transactions, recognised assets and liabilities and net investments in foreign operations.

Management has a policy to require group companies to manage their foreign exchange risks against their respective functional currencies. It mainly includes managing the exposures arisen from sales and purchases made by relevant group companies in currencies other than their own functional currencies. The Group also manages its foreign exchange risk by performing regular reviews of the Group's net foreign exchange exposure. The Group has not used any hedging arrangement to hedge its foreign exchange risk exposure.

As the assets and liabilities of each company within the Group are mainly denominated in the respective company's functional currency, Directors are of the opinion that the Group's volatility of its profits against changes in exchange rates of foreign currencies would not be significant.

3 財務風險管理

3.1 財務風險因素

本集團的活動承受着多種的財務風險：市場風險(包括外幣風險、利率風險及價格風險)、信貸風險及流動資金風險。本集團的整體風險管理專注於金融市場的難預測性，並尋求降低對本集團財務表現的潛在不利影響。

本集團之財務風險由管理層定期檢討。由於本集團的財務結構及現行營運簡單，故管理層並無進行對沖活動。

(a) 外幣風險

本集團主要於香港、中國內地及北美洲等地經營業務，而所承受之外幣風險主要由人民幣、美元及加元之匯率引致。未來商業交易、確認資產與負債及於海外業務的淨投資均帶來外幣風險。

管理層已要求各分公司完善管理其功能貨幣以外所引起的外幣風險。此政策主要是管理使用非其功能貨幣之外幣銷售及購置交易的風險。本集團的外幣風險管理是進行定期檢討其外幣風險淨額。本集團並無使用任何對沖安排以對沖外幣風險。

由於本集團各分公司的資產及負債均以其功能貨幣入賬，董事認為外幣匯率變動對本集團之溢利不穩定性並無嚴重的影響。

3 Financial Risk Management (Continued)

3.1 Financial risk factors (Continued)

(b) Interest rate risk

The Group has no significant interest-bearing assets except for bank deposits and debt securities, the income and operating cash flows of which are substantially independent of changes in market interest rates.

Interest rate risk mainly arises from bank deposits and debt securities at variable interest rate which are subject to cash flow interest rate risk. The Directors are of the opinion that any reasonable changes in interest rates would not result in a significant change in the Group's results. Accordingly, no sensitivity analysis is presented for interest rate risk.

(c) Price risk

The Group is exposed to securities price risk because investments held by the Group are classified on the consolidated statement of financial position either as available-for-sale financial assets or financial assets at fair value through profit or loss. The Group has not mitigated its price risk arising from these financial assets.

For the Group's financial assets that are publicly traded, the fair value is determined with reference to quoted market prices. For the Group's financial assets that are not publicly traded, the Group uses its judgement to select a variety of methods and make assumptions that are mainly based on market conditions existing at the reporting date.

As at 31 March 2014, if the price of the listed securities (available-for-sale financial assets) has increased/decreased by 10% with all other variables being held constant, the Group's investment reserve would have increased/decreased by HK\$52,252,000 (2013: HK\$45,109,000).

3 財務風險管理(續)

3.1 財務風險因素(續)

(b) 利率風險

本集團並無重大的計息資產，銀行存款及債券除外，而其收入和營運現金流量大致上不受市場利率變動影響。

利率風險主要為受現金流動利率風險影響的浮動利率的銀行存款及債券。董事認為在合理的利率變動情況下不會對本集團業績構成重大影響。因此，利率風險的敏感度分析並無呈報。

(c) 價格風險

本集團的證券在綜合財務狀況表被分類為可供出售金融資產或按公平值列入損益表之金融資產，此等證券有可能受到價格風險的影響。本集團並無減低此金融資產所引起的價格風險。

本集團在公開市場交易的金融資產，會按市場價格釐定公平值。至於本集團之非公開市場交易的金融資產，本集團使用其判斷採用多種方法及假設，主要根據於報告日期之現有市場情況。

於二零一四年三月三十一日，如上市證券(可供出售金融資產)升/跌10%，而所有其他可變因素保持不變，本集團的投資儲備則增加/減少52,252,000港元(二零一三年：45,109,000港元)。

3 Financial Risk Management (Continued)

3.1 Financial risk factors (Continued)

(d) Credit risk

Credit risk is managed on a group basis. Credit risk mainly arises from bank balances and deposits, rental deposits, debt securities and trade and other receivables. The carrying amount of these balances in the statement of financial position represents the Group's maximum exposure to credit risk in relation to its financial assets.

Majority of the Group's bank balances and, deposits and derivative financial instruments are placed in those banks and financial institutions which are independently rated with high credit ratings. Management does not expect any losses from non-performance by these banks and financial institutions as they have no default history in the past.

The credit quality of the landlords and debtors is assessed based on the financial position of the landlords as well as past experience of the Group in dealing with the respective landlords. The Group has policies in place to ensure rental deposits are placed to landlords with appropriate credit histories and credit terms are granted to reliable debtors. The Group's historical experience in collection of deposits and receivables falls within recorded allowance and the Directors are of the opinion that adequate provision for uncollectible receivable has been made.

There is no concentration of credit risk as the Group's bank balances and deposits were mainly deposited in over ten financial institutions with good credit ratings, and the Group has a large number of counterparties for rental deposits, trade and other receivables. Management does not expect any losses from non-performance by these financial institutions and counterparties.

3 財務風險管理(續)

3.1 財務風險因素(續)

(d) 信貸風險

信貸風險以集體形式管理。主要的信貸風險由銀行結餘及存款、租務按金、債券及營業及其他應收賬項所引起。該等結餘在財務狀況表的賬面值代表本集團就其金融資產所承擔的最高信貸風險。

本集團的大部份銀行結餘及存款及衍生金融工具均存放在獲得獨立評級及享有高信貸評級的銀行及財務機構內。由於該等銀行及金融機構過往並無違約紀錄，故管理層預料不會出現因彼等未履約而產生的任何損失。

業主及客戶的信貸質素乃根據其財政狀況、過往經驗而評估。本集團設有政策確保獲租務按金之業主及獲信貸的客戶均具有良好信貸紀錄。根據本集團的過往收回經驗，按金及應收賬項並未超出所設定之限額，故董事認為就未收回的應收賬項所作出的撥備已很合適。

本集團的銀行結餘及存款均分散存放在超過十間以上不同之金融機構，及本集團擁有眾多租務按金、營業及其他應收賬項的交易對方。管理層預期不會出現因金融機構及交易對方未履約而產生的任何損失。

3 Financial Risk Management (Continued)

3.1 Financial risk factors (Continued)

(e) Liquidity risk

Prudent liquidity risk management implies maintaining sufficient cash and the availability of funding through an adequate amount of available credit facilities. The Group continues to maintain a healthy net cash position by keeping credit lines available and to maintain flexibility in future funding.

The Group's primary cash requirements are payments for trade and other payables and operating expenses. The Group mainly finances its working capital requirements through internal resources.

The Group's policy is to regularly monitor current and expected liquidity requirements to ensure that it maintains sufficient cash balances and adequate credit facilities to meet its liquidity requirements in the short and long-term.

As at 31 March 2014, all of the Group's financial liabilities were due within 12 months and equal their carrying amounts as the impact of discounting is not significant.

3.2 Capital risk management

The Group's objectives when managing capital are to safeguard the Group's ability to continue as a going concern in order to provide returns for shareholders and benefits for other stakeholders and to maintain an optimal capital structure to reduce the cost of capital.

In order to maintain or adjust the capital structure, the Group may adjust the amount of dividends paid to shareholders, return capital to shareholders, issue new shares or sell assets to reduce debt.

3 財務風險管理(續)

3.1 財務風險因素(續)

(e) 流動資金風險

本集團採取審慎的流動資金風險管理，包括保持充足的現金和充分利用市場獲得提供信用額度融資的能力。本集團通過銀行信貸額度繼續保持穩健淨現金額及未來資金的流動性。

本集團所持現金主要用作繳付營業及其他應付賬項及營運費用。而本集團的流動資金則主要透過內部資源獲得。

本集團的政策為定期監控現時及未來流動資金要求以維持足夠現金結餘，適當的信貸額度以設合短期及長期的流動資金要求。

於二零一四年三月三十一日，所有本集團的財務負債均根據賬面值於十二個月內到期還款，故貼現影響並不重大。

3.2 資本風險管理

本集團的主要資本管理政策，為保障本集團能持續營運，以繼續為股東提供回報並為其他利益相關參與者帶來利益，同時維持最佳的資本結構以減低資金成本。

為維持或調整資本結構，本集團可能會調整支付予股東的股息金額、向股東退回資本、發行新股份或出售資產以降低債務。

3 Financial Risk Management (Continued)

3.2 Capital risk management (Continued)

Total capital of the Group is calculated as “capital and reserves attributable to the equity holders of the Company” less total borrowings, if any. Management considers that the Group’s capital risk is minimal as there is no borrowing as at 31 March 2013 and 31 March 2014.

3.3 Fair value estimation

The table below analyses financial instruments carried at fair value, by valuation method. The difference levels have been defined as follows:

- Quoted prices (unadjusted) in active markets for identical assets or liabilities (level 1).
- Inputs other than quoted prices included within level 1 that are observable for the asset or liability, either directly (that is, as prices) or indirectly (that is, derived from prices) (level 2).
- Inputs for the asset or liability that are not based on observable market data (that is, unobservable inputs) (level 3).

3 財務風險管理(續)

3.2 資本風險管理(續)

本集團之資本總額計算為「本公司股權持有人應佔股本及儲備」減借貸總額(如有)。於二零一三年三月三十一日及二零一四年三月三十一日，本集團並無借貸，管理層認為本集團的資本風險屬於低水平。

3.3 公平值估算

下表利用估值法分析按公平值入賬的金融工具。不同層級的定義如下：

- 同類資產或負債在活躍市場上的報價(未經調整)(第一級)。
- 並非納入第一級內的報價，惟可直接(即例如價格)或間接(即源自價格)觀察的資產或負債的輸入值(第二級)。
- 並非依據可觀察的市場數據的資產或負債的輸入值(即非可觀察輸入)(第三級)。

Notes to the Consolidated Financial Statements

綜合財務報表附註

3 Financial Risk Management (Continued)

3.3 Fair value estimation (Continued)

The following table presents the Group's financial assets that are measured at fair value at 31 March 2014:

| | | Level 1 第一級 HK\$'000 千港元 | Level 2 第二級 HK\$'000 千港元 | Total 總計 HK\$'000 千港元 |
|--|---------------------|-----------------------------------|-----------------------------------|--------------------------------|
| Assets | 資產 | | | |
| Available-for-sale financial assets | 可供出售金融資產 | | | |
| – Listed investments | – 上市投資 | 522,516 | – | 522,516 |
| Derivative financial instruments | 衍生金融工具 | – | 15,844 | 15,844 |
| Total financial assets measured at fair value | 按公平值計算的總金融資產 | 522,516 | 15,844 | 538,360 |

3 財務風險管理 (續)

3.3 公平值估算 (續)

本集團於二零一四年三月三十一日按公平值計量的金融資產載列於下表：

The following table presents the Group's financial assets that are measured at fair value at 31 March 2013:

| | | Level 1 第一級 HK\$'000 千港元 | Level 2 第二級 HK\$'000 千港元 | Total 總計 HK\$'000 千港元 |
|--|---------------------|-----------------------------------|-----------------------------------|--------------------------------|
| Assets | 資產 | | | |
| Available-for-sale financial assets | 可供出售金融資產 | | | |
| – Listed investments | – 上市投資 | 451,087 | – | 451,087 |
| Derivative financial instruments | 衍生金融工具 | – | 39,278 | 39,278 |
| Investment portfolio | 投資組合 | | | |
| – Debt investments | – 債務投資 | – | 8,644 | 8,644 |
| – Equity securities | – 股份證券 | 40,770 | – | 40,770 |
| – Others | – 其他 | – | 479 | 479 |
| Total financial assets measured at fair value | 按公平值計算的總金融資產 | 491,857 | 48,401 | 540,258 |

本集團於二零一三年三月三十一日按公平值計量的金融資產載列於下表：

3 Financial Risk Management (Continued)

3.3 Fair value estimation (Continued)

The fair value of financial instruments traded in active markets is based on quoted market prices at the reporting date. A market is regarded as active if quoted prices are readily and regularly available from an exchange, dealer, broker, industry group, pricing service, or regulatory agency, and those prices represent actual and regularly occurring market transactions on an arm's length basis. These instruments are included in level 1.

The fair value of financial instruments that are not traded in an active market is determined by using valuation techniques. These valuation techniques maximise the use of observable market data where it is available and rely as little as possible on entity specific estimates. If all significant inputs required to fair value an instrument are observable, the instrument is included in level 2.

If one or more of the significant inputs is not based on observable market data, the instrument is included in level 3.

The carrying values less impairment provision of trade and other receivables and payables are a reasonable approximation of their fair values. The fair value of financial liabilities for disclosure purposes is estimated by discounting the future contractual cash flows at the current market interest rate that is available to the Group for similar financial instruments.

3 財務風險管理(續)

3.3 公平值估算(續)

在活躍市場交易的金融工具，其公平值以報告日的市場價列賬。如果報價可隨時和定期從交易所、交易商、經紀商、業內人士、定價服務者或監管機構獲得，而該等報價代表按公平交易基準進行的實際和常規市場交易時，該市場可被視為活躍。此類工具歸納為第一級。

沒有在活躍市場買賣的金融工具的公平值則利用估值技術釐定。估值技術儘量利用可觀察市場數據，儘量少依賴主體的特定估計。如金融工具的公平值需要觀察投入數據，則該金融工具列入第二級。

如一個或多個重要輸入值並非基於可觀察的市場數據，此類工具則列入第三級。

營業及其他應收賬項及應付賬項之賬面值減去減值撥備，為其公平值之合理近似估值。就披露而言，金融負債公平值的估計按未來合約現金流量以本集團類似金融工具可得的現有市場利率貼現計算。

4 Critical Accounting Estimates and Judgements

The Group makes estimates and assumptions concerning the future. The resulting accounting estimates will, by definition, seldom equal the related actual results. The estimates and assumptions that have a significant risk of causing a material adjustment to the carrying amounts of assets and liabilities within the next financial year are discussed below:

(a) Impairment of goodwill

The Group tests annually whether goodwill has suffered any impairment, in accordance with the accounting policy stated in Note 2.9. The recoverable amounts of cash-generating units (“CGU”) have been determined based on higher of fair value less costs to sell and value in use determined using the discounted cash flow method.

As described in Note 9, management have applied certain estimates and assumptions (e.g. revenue growth), in determining the recoverable amounts of the North America CGU, which comprised most of the goodwill of the Group. Any changes in the estimates and assumptions used by the management would impact the recoverable amount of the North American CGU which may affect the Group’s financial position and results of operations.

(b) Impairment of property, plant and equipment, leasehold land and land use rights and intangible assets (other than goodwill)

Property, plant and equipment, leasehold land and land use rights, and intangible assets (other than goodwill) are reviewed for impairment whenever events or changes in circumstances indicate that the carrying amounts may not be recoverable. The recoverable amounts have been determined based on the higher of value-in-use calculations or fair value less costs to sell calculations. The calculations require the use of judgements and estimates.

4 關鍵的會計估算及判斷

本集團就未來作出估計及假設。產生的會計估算根據定義多不與有關實際結果相同。於下一財政年度有重大風險，且造成資產與負債賬面值作重大調整的估計及假設於下文敘述：

(a) 商譽的減值

本集團每年均根據列於附註2.9的會計政策為商譽進行減值評估。現金產生單位的可收回金額乃按其公平值減去出售成本及以貼現現金流量方式決定的使用價值，兩者之較高者決定。

於附註9已廣泛提及，管理層已採取一定之估算及假設以決定北美洲現金產生單位之可收回金額（例如對於收入增長）（主要包括本集團商譽）。若管理層所採取之估算及假設有所改變，或會影響北美洲現金產生單位之可收回金額、本集團之財務狀況及營運業績。

(b) 物業、廠房及設備、租賃土地及土地使用權及無形資產減值（商譽除外）

如有任何跡象或變動顯示賬面值未能收回，本集團亦會評估物業、廠房及設備、租賃土地及土地使用權及無形資產（商譽除外）的減值情況。可收回款項已按使用價值計算或公平值減出售成本方式，以較高者釐定。計算需要運用判斷及估計。

4 Critical Accounting Estimates and Judgements (Continued)

(b) Impairment of property, plant and equipment, leasehold land and land use rights and intangible assets (other than goodwill) (Continued)

Management judgement is required in the area of asset impairment particularly in assessing: (i) whether an event has occurred that may indicate that the related asset values may not be recoverable; (ii) whether the carrying value of an asset can be supported by the recoverable amount, being the higher of fair value less costs to sell and net present value of future cash flows which are estimated based upon the continued use of the asset in the business; and (iii) the appropriate key assumptions to be applied in preparing cash flow projections including whether these cash flow projections are discounted using an appropriate rate. Changing the assumptions selected by management in assessing impairment, including the discount rates or the growth rate assumptions in the cash flow projections, could affect the net present value used in the impairment test and as a result affect the Group's financial position and results of operations.

(c) Useful lives of property, plant and equipment and intangible assets (other than goodwill)

The Group's management determines the estimated useful lives, and related depreciation and amortisation charges for its property, plant and equipment and intangible assets (other than goodwill). The estimates are based on the historical experience of the actual useful lives of property, plant and equipment and intangible assets (other than goodwill) of similar nature and functions. Management will increase the depreciation and amortisation charges where useful lives are less than previously estimated lives. It will write off or write-down technically obsolete or non-strategic assets that have been abandoned or sold. Actual economic lives may differ from estimated useful lives. Periodic review could result in a change in depreciable and amortisable lives and therefore affect the depreciation and amortisation charges in future periods.

4 關鍵的會計估算及判斷(續)

(b) 物業、廠房及設備、租賃土地及土地使用權及無形資產減值(商譽除外)(續)

管理層需要判斷資產減值，尤其是評估：(i) 是否已發生可能顯示有關資產價值可能不可收回之事件；(ii) 可收回款項(即按持續使用資產之業務而估計公平值減銷售成本或未來之現金流量經折算後之淨貼現值(以較高者為準))能否支持該項資產之賬面值；以及(iii) 使用適當的主要假設於預計現金流量，包括是否應用適當折現率於該等現金流量預測。倘改變管理層用以評估減值之假設(包括現金流量預測中採用之折現率或增長率假設)，足以對減值測試中使用的淨貼現值產生影響，因而影響本集團之財務狀況及營運業績。

(c) 物業、廠房及設備及無形資產(商譽除外)之可使用年期

本集團之管理層為其物業、廠房及設備及無形資產(商譽除外)釐定估計可使用年期及有關折舊及攤銷支出。此估計以相似性質及功能之物業、廠房及設備及無形資產(商譽除外)過往經驗之實際使用年期為基準。倘使用年期較先前估計年期為短，則管理層將提高折舊及攤銷支出。本集團將註銷或撇銷已棄置或出售技術上過時或非策略性之資產。實際經濟年期可能與估計之可使用年期不同。定期檢討可能使可折舊及攤銷年期出現變動，因而引致在未來期間之折舊及攤銷支出有所變動。

4 Critical Accounting Estimates and Judgements (Continued)

(d) Impairment of investments in associates and joint ventures and amounts due from joint ventures

The Group makes provision for impairment of investments in associates and joint ventures and amounts due from joint ventures based on an assessment of the future economic benefits of the investments which will flow to the Group and the collectability of the amounts due from joint ventures. The identification of provisions requires the use of judgement and estimates. Where the expectation is different from the original estimate, such difference will impact the carrying value of investments in associates and joint ventures and amounts due from joint ventures in the period in which such estimate has been changed.

(e) Income taxes

The Group is subject to income taxes in numerous jurisdictions. Significant judgement is required in determining the provision for income taxes. The Group recognises liabilities or anticipated tax audit issues based on estimates of whether additional taxes will be due. Where the final tax outcome of these matters is different from the amounts that were initially recorded, such differences will impact the income tax and deferred income tax provisions in the period in which such determination is made.

The Group also has significant tax losses carried forward not recognised as deferred income tax assets. Deferred income tax assets in respect of tax losses are recognised to the extent that it is probable that future taxable profit will be available against which the temporary differences can be utilised.

No deferred income tax assets are recognised when it is uncertain whether there are sufficient future taxable profits available before such tax losses expire where the final outcome of these uncertainties are different from the estimation, such differences will impact the carrying amount of deferred income tax assets in the period in which such determination is made.

4 關鍵的會計估算及判斷(續)

(d) 聯營公司和合營公司投資及應收合營公司款項之減值

對於投資於聯營公司和合營公司及應收合營公司，本集團會評估其投資為本集團帶來之經濟效益及應收合營公司之收款能力作減值準備。該評估需要判斷及估算。當預期與原先之估算有差異，會影響投資於聯營公司和合營公司及應收合營公司款項之賬面值。

(e) 所得稅

本集團於多個司法權區營運須繳付所得稅。於釐定所得稅撥備時須作出重大判斷。本集團根據估計是否須繳付額外稅項而確認負債或預計稅務審核事宜。倘有關事宜之最終評稅結果有異於最初記錄之數額，則有關差額會影響到釐定有關期間之所得稅及遞延稅項撥備。

本集團亦有重大稅損結轉並未於遞延稅項資產中確認。關於稅損的遞延稅項資產，惟於可能有未來應課稅溢利以抵消其暫時差異方才確認。

在稅損到期前，如並未能確定有足夠的未來應課稅溢利，則不會確認遞延稅項資產。如此類不確定因素的最終結果不同於估算，該差額將會影響遞延稅項資產在該計算期間的賬面值。

4 Critical Accounting Estimates and Judgements (Continued)

(f) Fair values of financial assets

The fair values of financial assets that are traded in an active market are determined by the quoted market prices.

For fair values of financial assets not traded in an active market, the methodologies, models, assumptions used in determining the fair value of financial assets not traded in an active market and derivative financial instruments require judgement, which are mainly based on market conditions existing at each reporting date.

(g) Fair values of investment properties

The Group carries its investment properties at fair value with changes in the fair values recognised in income statement. The Group obtains independent valuations at least annually. At the end of each reporting period, the management update their assessment of the fair value of each property, taking into account the most recent independent valuations.

5 Segment Information

The Group is principally engaged in the operation of quick service restaurants, fast casual dining, institutional catering and specialty restaurant chains, and food processing and distribution business.

The Chief Executive Officer of the Group reviews the Group's internal reporting in order to allocate resources amongst different segments. He assesses the business principally from a geographical perspective including Hong Kong, Mainland China and North America. Segment result as presented below represents operating profit before interest, tax, depreciation and amortisation and impairment loss.

4 關鍵的會計估算及判斷(續)

(f) 金融資產的公平值

在活躍市場交易的金融資產，其公平值為市場報價列賬。

沒有在活躍市場買賣的金融資產，其公平值主要根據每一個報告日期的市場狀況以釐定金融資產及衍生金融工具的估值方法、模型及假設。

(g) 投資物業的公平值

本集團持有的投資物業根據公平值的變動於損益表確認。本集團最少每年於獨立估值師取得資料。於各報告期末，管理層會考慮到最近期的獨立估值，更新每個物業的公平值評估。

5 分類資料

本集團主要經營連鎖式速食餐飲業務、快餐廳、機構飲食業務和特式餐廳及食品製造及分銷業務。

本集團首席執行官根據內部報告以分配資源，並就地區遠景，包括香港、中國內地及北美洲，以評估其業務狀況。於下列之分類業績代表除利息、稅項、折舊、攤銷及減值虧損前之營運溢利。

Notes to the Consolidated Financial Statements

綜合財務報表附註

5 Segment Information (Continued)

Segment information for the Group for the current year and comparative figures are as follows:

5 分類資料(續)

本集團本年度和比較數字的分類資料呈列如下：

| | | Hong Kong 香港 HK\$'000 千港元 | Mainland China 中國內地 HK\$'000 千港元 | North America 北美洲 HK\$'000 千港元 | Group 集團 HK\$'000 千港元 |
|---|------------------------|------------------------------------|--|--|--------------------------------|
| Year ended 31 March 2014 | 截至二零一四年三月三十一日 止年度 | | | | |
| Total segment revenue | 總分類收益 | 5,592,414 | 1,346,001 | 164,209 | 7,102,624 |
| Inter-segment revenue (Note i) | 內部分類收益 (附註 i) | (3,231) | (108,930) | – | (112,161) |
| Revenue (from external revenue) (Note ii) | 收益 (來自外部收益) (附註 ii) | 5,589,183 | 1,237,071 | 164,209 | 6,990,463 |
| Segment result (Note iii) | 分類業績 (附註 iii) | 885,003 | 116,400 | 675 | 1,002,078 |
| Depreciation and amortisation | 折舊及攤銷 | 191,256 | 66,346 | 16,200 | 273,802 |
| Impairment loss of goodwill | 商譽之減值虧損 | – | – | 45,979 | 45,979 |
| Impairment loss of property, plant and equipment | 物業、廠房及設備之減值虧損 | – | – | 2,784 | 2,784 |
| Finance income | 財務收入 | 8,525 | 4,175 | 289 | 12,989 |
| Share of profit of an associate | 應佔聯營公司溢利 | – | – | 213 | 213 |
| Share of loss of joint ventures | 應佔合營公司虧損 | (3,882) | (76) | – | (3,958) |
| Income tax expense/(credit) | 所得稅費用/(抵扣) | 98,251 | 12,171 | (3,745) | 106,677 |
| Year ended 31 March 2013 | 截至二零一三年三月三十一日 止年度 | | | | |
| Total segment revenue | 總分類收益 | 5,076,765 | 1,233,477 | 194,201 | 6,504,443 |
| Inter-segment revenue (Note i) | 內部分類收益 (附註 i) | (2,948) | (107,406) | – | (110,354) |
| Revenue (from external revenue) (Note ii) | 收益 (來自外部收益) (附註 ii) | 5,073,817 | 1,126,071 | 194,201 | 6,394,089 |
| Segment result (Note iii), (restated) | 分類業績 (附註 iii) (重列) | 863,780 | 84,036 | 10,421 | 958,237 |
| Depreciation and amortisation | 折舊及攤銷 | 175,365 | 64,590 | 16,638 | 256,593 |
| Impairment loss of goodwill | 商譽之減值虧損 | – | – | 48,232 | 48,232 |
| Impairment loss of a joint venture | 合營公司之減值虧損 | – | 3,700 | – | 3,700 |
| Impairment loss of property, plant and equipment | 物業、廠房及設備之減值虧損 | – | 9,203 | – | 9,203 |
| Finance income | 財務收入 | 7,230 | 3,638 | 98 | 10,966 |
| Share of profit/(loss) of associates | 應佔聯營公司溢利/(虧損) | 387 | (4,825) | 195 | (4,243) |
| Share of (loss)/profit of joint ventures | 應佔合營公司(虧損)/溢利 | (5,995) | 8 | – | (5,987) |
| Income tax expense/(credit) | 所得稅費用/(抵扣) | 90,447 | 12,611 | (2,776) | 100,282 |

Notes to the Consolidated Financial Statements

綜合財務報表附註

5 Segment Information (Continued)

- (i) Inter-segment transactions were entered into in the normal course of business.
- (ii) The Group has a large number of customers. For the year ended 31 March 2014, no revenue was derived from transactions with a single external customer representing 10% or more of the Group's total revenue.
- (iii) Reconciliation of total segment results to total profit before income tax is as follows:

5 分類資料(續)

- (i) 內部分類交易於一般業務過程中訂定。
- (ii) 本集團有很大數量的顧客。於截至二零一四年三月三十一日止年度，並未有與單一外部顧客之交易產生佔本集團10%或更多的總收益。
- (iii) 總分類業績與總除所得稅前溢利的對賬如下：

| | | Group 本集團 | |
|--|---------------|----------------------------------|--|
| | | 2014 二零一四年 HK\$'000 千港元 | 2013 二零一三年 HK\$'000 千港元 (Restated) (重列) |
| Segment results | 分類業績 | 1,002,078 | 958,237 |
| Depreciation and amortisation | 折舊及攤銷 | (273,802) | (256,593) |
| Impairment loss of goodwill | 商譽之減值虧損 | (45,979) | (48,232) |
| Impairment loss of a joint venture | 合營公司之減值虧損 | – | (3,700) |
| Impairment loss of property, plant and equipment | 物業、廠房及設備之減值虧損 | (2,784) | (9,203) |
| Operating profit | 營運溢利 | 679,513 | 640,509 |
| Finance income | 財務收入 | 12,989 | 10,966 |
| Share of profit/(loss) of associates | 應佔聯營公司溢利/(虧損) | 213 | (4,243) |
| Share of loss of joint ventures | 應佔合營公司虧損 | (3,958) | (5,987) |
| Profit before income tax | 除所得稅前溢利 | 688,757 | 641,245 |

Notes to the Consolidated Financial Statements

綜合財務報表附註

5 Segment Information (Continued)

5 分類資料(續)

| | | Hong Kong 香港 HK\$'000 千港元 | Mainland China 中國內地 HK\$'000 千港元 | North America 北美洲 HK\$'000 千港元 | Group 集團 HK\$'000 千港元 |
|--|--------------------------------|------------------------------------|--|--|--------------------------------|
| Year ended 31 March 2014 | 截至二零一四年三月三十一日 止年度 | | | | |
| Segment assets | 分類資產 | 3,028,204 | 835,457 | 139,117 | 4,002,778 |
| Segment assets include: | 分類資產包括： | | | | |
| Investments in associates | 於聯營公司投資 | – | – | 1,190 | 1,190 |
| Investments in joint ventures | 於合營公司投資 | 19,772 | – | – | 19,772 |
| Additions to non-current assets (other than financial instruments and deferred income tax assets) | 添置非流動資產 (金融工具及遞延稅項 資產除外) | 323,119 | 63,225 | 6,153 | 392,497 |
| Year ended 31 March 2013 | 截至二零一三年三月三十一日 止年度 | | | | |
| Segment assets | 分類資產 | 2,819,095 | 814,867 | 215,198 | 3,849,160 |
| Segment assets include: | 分類資產包括： | | | | |
| Investments in associates | 於聯營公司投資 | – | 10,577 | 1,203 | 11,780 |
| Investments in joint ventures | 於合營公司投資 | 23,726 | 646 | – | 24,372 |
| Additions to non-current assets (other than financial instruments and deferred income tax assets) | 添置非流動資產 (金融工具及遞延稅項 資產除外) | 418,324 | 107,656 | 14,125 | 540,105 |

As at 31 March 2014, the Group's non-current assets (other than financial instruments and deferred income tax assets) that are located in Hong Kong, the Mainland China and North America amounted to HK\$2,028,096,000 (2013: HK\$1,905,781,000), HK\$459,529,000 (2013: HK\$508,483,000) and HK\$81,711,000 (2013: HK\$153,940,000), respectively.

於二零一四年三月三十一日，本集團置於香港的非流動資產(金融工具及遞延稅項資產除外)為2,028,096,000港元(二零一三年：1,905,781,000港元)，置於中國內地為459,529,000港元(二零一三年：508,483,000港元)，及置於北美洲為81,711,000港元(二零一三年：153,940,000港元)。

Notes to the Consolidated Financial Statements

綜合財務報表附註

5 Segment Information (Continued)

Reconciliation of total segment assets to total assets is provided as follows:

| | | Group 本集團 | |
|---|---------------|----------------------------------|----------------------------------|
| | | 2014 二零一四年 HK\$'000 千港元 | 2013 二零一三年 HK\$'000 千港元 |
| Total segment assets | 總分類資產 | 4,002,778 | 3,849,160 |
| Deferred income tax assets | 遞延稅項資產 | 26,562 | 24,320 |
| Available-for-sale financial assets | 可供出售金融資產 | 522,516 | 451,087 |
| Financial assets at fair value through profit or loss | 按公平值列入損益之金融資產 | 15,844 | 89,171 |
| Total assets | 總資產 | 4,567,700 | 4,413,738 |

6 Leasehold Land and Land Use Rights

The Group's interests in leasehold land and land use rights represent prepaid operating lease payments and their net book values are analysed as follows:

5 分類資料(續)

總分類資產與總資產的對賬如下：

6 租賃土地及土地使用權

本集團於租賃土地及土地使用權的權益指預付經營租賃款項及其賬面淨值，分析如下：

| | | Group 本集團 | |
|----------------------------------|----------|----------------------------------|----------------------------------|
| | | 2014 二零一四年 HK\$'000 千港元 | 2013 二零一三年 HK\$'000 千港元 |
| In Hong Kong, held on: | 在香港持有： | | |
| Leases of between 10 to 50 years | 10至50年租約 | 50,113 | 51,614 |
| Outside Hong Kong, held on: | 在香港境外持有： | | |
| Leases of between 10 to 50 years | 10至50年租約 | 41,267 | 42,797 |
| | | 91,380 | 94,411 |

Notes to the Consolidated Financial Statements

綜合財務報表附註

6 Leasehold Land and Land Use Rights (Continued)

6 租賃土地及土地使用權(續)

| | | Group 本集團 | |
|---|--------------|------------------------|------------------------|
| | | 2014 二零一四年 | 2013 二零一三年 |
| | | <i>HK\$'000</i> 千港元 | <i>HK\$'000</i> 千港元 |
| Beginning of the year | 年初結餘 | 94,411 | 97,143 |
| Amortisation of leasehold land and land use rights | 租賃土地及土地使用權攤銷 | (3,017) | (3,014) |
| Exchange differences | 匯兌差額 | (14) | 282 |
| End of the year | 年終結餘 | 91,380 | 94,411 |

Amortisation expense of HK\$3,017,000 (2013: HK\$3,014,000) has been charged to cost of sales.

攤銷支出3,017,000港元(二零一三年: 3,014,000港元)已計入銷售成本。

Notes to the Consolidated Financial Statements

綜合財務報表附註

7 Property, Plant and Equipment

7 物業、廠房及設備

| | | Group 本集團 | | | | | |
|---|--------------------------|--|--|---|--|---|--------------------------------|
| | | Land and buildings 土地及樓宇 (Note b) (附註b) HK\$'000 千港元 | Leasehold improvements 租賃 樓宇裝修 HK\$'000 千港元 | Furniture and other equipment 傢俬及 其他設備 HK\$'000 千港元 | Plant and machinery 廠房及機器 HK\$'000 千港元 | Construction- in-progress 在建工程 HK\$'000 千港元 | Total 總額 HK\$'000 千港元 |
| At 31 March 2012 | 於二零一二年 三月三十一日 | | | | | | |
| Cost | 成本 | 717,393 | 859,988 | 1,313,378 | 59,742 | 215,836 | 3,166,337 |
| Accumulated depreciation and impairment losses | 累積折舊及 減值虧損 | (143,114) | (529,266) | (986,874) | (24,521) | – | (1,683,775) |
| Net book amount | 賬面淨值 | 574,279 | 330,722 | 326,504 | 35,221 | 215,836 | 1,482,562 |
| Year ended 31 March 2013 | 截至二零一三年 三月三十一日 止年度 | | | | | | |
| Opening net book amount | 年初賬面淨值 | 574,279 | 330,722 | 326,504 | 35,221 | 215,836 | 1,482,562 |
| Additions | 添置 | 8,999 | 143,133 | 133,195 | 9,528 | 177,479 | 472,334 |
| Disposals | 出售 | (9,170) | (13,149) | (10,134) | (1,051) | – | (33,504) |
| Depreciation | 折舊 | (14,087) | (103,724) | (118,049) | (7,977) | – | (243,837) |
| Impairment losses | 減值虧損 | – | (7,766) | (1,437) | – | – | (9,203) |
| Transfer | 轉移 | – | – | (18,218) | 18,469 | (251) | – |
| Exchange differences | 匯兌差額 | 1,787 | 1,260 | 466 | 563 | 2 | 4,078 |
| Closing net book amount | 年終賬面淨值 | 561,808 | 350,476 | 312,327 | 54,753 | 393,066 | 1,672,430 |
| At 31 March 2013 | 於二零一三年 三月三十一日 | | | | | | |
| Cost | 成本 | 702,679 | 936,344 | 1,294,215 | 95,920 | 393,066 | 3,422,224 |
| Accumulated depreciation and impairment losses | 累積折舊及 減值虧損 | (140,871) | (585,868) | (981,888) | (41,167) | – | (1,749,794) |
| Net book amount | 賬面淨值 | 561,808 | 350,476 | 312,327 | 54,753 | 393,066 | 1,672,430 |
| Year ended 31 March 2014 | 截至二零一四年 三月三十一日 止年度 | | | | | | |
| Opening net book amount | 年初賬面淨值 | 561,808 | 350,476 | 312,327 | 54,753 | 393,066 | 1,672,430 |
| Additions | 添置 | 9,633 | 145,032 | 128,771 | 43,378 | 1,062 | 327,876 |
| Disposals | 出售 | – | (7,077) | (5,842) | (130) | – | (13,049) |
| Depreciation | 折舊 | (22,323) | (106,393) | (118,826) | (14,513) | – | (262,055) |
| Impairment losses | 減值虧損 | – | (2,088) | (696) | – | – | (2,784) |
| Transfer | 轉移 | 363,041 | – | – | 31,087 | (394,128) | – |
| Exchange differences | 匯兌差額 | (36) | (1,294) | (768) | 4 | – | (2,094) |
| Closing net book amount | 年終賬面淨值 | 912,123 | 378,656 | 314,966 | 114,579 | – | 1,720,324 |
| At 31 March 2014 | 於二零一四年 三月三十一日 | | | | | | |
| Cost | 成本 | 1,075,186 | 1,014,130 | 1,315,658 | 169,075 | – | 3,574,049 |
| Accumulated depreciation and impairment losses | 累積折舊及 減值虧損 | (163,063) | (635,474) | (1,000,692) | (54,496) | – | (1,853,725) |
| Net book amount | 賬面淨值 | 912,123 | 378,656 | 314,966 | 114,579 | – | 1,720,324 |

Notes to the Consolidated Financial Statements

綜合財務報表附註

7 Property, Plant and Equipment (Continued)

(a) Depreciation expenses of HK\$249,809,000 (2013: HK\$233,545,000) and HK\$12,246,000 (2013: HK\$10,292,000) has been charged to cost of sales and administrative expenses, respectively, while impairment loss has been charged to other gains, net (Note 25).

(b) The Group's land and buildings are analysed as follows:

7 物業、廠房及設備(續)

(a) 折舊開支249,809,000港元(二零一三年: 233,545,000港元)及12,246,000港元(二零一三年: 10,292,000港元)已分別計入銷售成本及行政費用。減值虧損已計入其他淨收益(附註25)。

(b) 本集團土地及樓宇分析如下:

| | | Group 本集團 | |
|--|-------------|----------------------------------|----------------------------------|
| | | 2014 二零一四年 HK\$'000 千港元 | 2013 二零一三年 HK\$'000 千港元 |
| Net book value: | 賬面淨值: | | |
| Freehold land | 永久業權土地 | 14,811 | 14,811 |
| Leasehold land classified as finance lease | 租賃土地分類為融資租賃 | 284,004 | 289,893 |
| Buildings | 樓宇 | 613,308 | 257,104 |
| | | 912,123 | 561,808 |

As at 31 March 2014 and 2013, the Group's freehold land was located outside Hong Kong.

本集團於二零一四年及二零一三年三月三十一日所持有的永久業權土地位處香港境外。

As at 31 March 2014, the Group's leasehold land with net book value of HK\$284,004,000 (2013: HK\$289,893,000) was located in Hong Kong under the following leases:

本集團於二零一四年三月三十一日所持有的租賃土地的賬面淨值284,004,000港元(二零一三年: 289,893,000港元)位處香港的租賃分析如下:

| | | Group 本集團 | |
|----------------------------------|----------|----------------------------------|----------------------------------|
| | | 2014 二零一四年 HK\$'000 千港元 | 2013 二零一三年 HK\$'000 千港元 |
| Leases of over 50 years | 50年以上租約 | 50,067 | 50,504 |
| Leases of between 10 to 50 years | 10至50年租約 | 233,937 | 239,389 |
| | | 284,004 | 289,893 |

Notes to the Consolidated Financial Statements

綜合財務報表附註

8 Investment Properties

8 投資物業

| | | Group 本集團 | |
|----------------------------|---------------|-----------------|-----------------|
| | | 2014 二零一四年 | 2013 二零一三年 |
| | | HK\$'000 千港元 | HK\$'000 千港元 |
| Beginning of the year | 年初結餘 | 385,000 | 326,200 |
| Fair value gains (Note 25) | 公平值收益 (附註 25) | 54,600 | 58,800 |
| End of the year | 年末結餘 | 439,600 | 385,000 |

An independent valuation of the Group's investment properties was performed by CB Richard Ellis Limited (the "Valuer"), to determine the fair value of the investment properties as at 31 March 2014 and 2013. The investment properties were revalued at 31 March 2014 and 2013. Fair value gains has been charged to other gains, net (Note 25).

本集團投資物業由CB Richard Ellis Limited (「估值師」) 進行獨立估值，以釐定投資物業於二零一四年及二零一三年三月三十一日的公平值。投資物業已於二零一四年及二零一三年三月三十一日重新估值。公平值收益已計入其他淨收益(附註25)。

The Group's interests in investment properties at their net book values are analysed as follows:

本集團在投資物業之權益按其賬面淨值分析如下：

| | | Group 本集團 | |
|----------------------------------|----------|-----------------|-----------------|
| | | 2014 二零一四年 | 2013 二零一三年 |
| | | HK\$'000 千港元 | HK\$'000 千港元 |
| In Hong Kong, held on: | 在香港持有： | | |
| Leases of over 50 years | 50年以上租約 | 137,000 | 121,000 |
| Leases of between 10 to 50 years | 10至50年租約 | 302,600 | 264,000 |
| | | 439,600 | 385,000 |

Notes to the Consolidated Financial Statements

綜合財務報表附註

8 Investment Properties (Continued)

The following table analyses the investment properties carried at fair value, by valuation method.

| Description | | Fair value measurements at 31 March 2014 using 於二零一四年三月三十一日 之公平值計量方式使用： | | |
|-----------------------------------|-----------|--|---|--|
| | | Quoted prices in active markets for identical assets 同類資產 在活躍市場上 的報價 (Level 1) (第一級) HK\$'000 千港元 | Significant other observable inputs 其他可觀察 的重大輸入值 (Level 2) (第二級) HK\$'000 千港元 | Significant unobservable inputs 非可觀察 的重大輸入值 (Level 3) (第三級) HK\$'000 千港元 |
| Recurring fair value measurements | 經常性公平值計量 | | | |
| Investment properties: | 投資物業： | | | |
| – Shops – Hong Kong | – 商舖 – 香港 | – | – | 439,600 |

The Group's policy is to recognise transfers into and transfers out of fair value hierarchy levels as of the date of the event or change in circumstances that caused the transfer.

There were no transfers between Levels 1, 2 and 3 during the year.

Valuation process of the Group

The Group measures its investment property at fair value. The fair value of the Group's investment property at 31 March 2014 has been determined on the basis of valuation carried out by an independent qualified valuer. The valuation is prepared in accordance with the "HKIS Valuation Standards on Properties (2012 Edition)" published by the Hong Kong Institute of Surveyors, RICS Valuation – Professional Standards of the Royal Institution of Chartered Surveyors and the International Valuation Standards (IVS).

8 投資物業(續)

下表利用估值法按公平值分析投資物業。

Fair value measurements at 31 March 2014 using
於二零一四年三月三十一日
之公平值計量方式使用：

| Description | | Fair value measurements at 31 March 2014 using 於二零一四年三月三十一日 之公平值計量方式使用： | | |
|-----------------------------------|-----------|--|---|--|
| | | Quoted prices in active markets for identical assets 同類資產 在活躍市場上 的報價 (Level 1) (第一級) HK\$'000 千港元 | Significant other observable inputs 其他可觀察 的重大輸入值 (Level 2) (第二級) HK\$'000 千港元 | Significant unobservable inputs 非可觀察 的重大輸入值 (Level 3) (第三級) HK\$'000 千港元 |
| Recurring fair value measurements | 經常性公平值計量 | | | |
| Investment properties: | 投資物業： | | | |
| – Shops – Hong Kong | – 商舖 – 香港 | – | – | 439,600 |

本集團政策為於事件日期或導致轉移發生之情況出現變動時，確認公平值層級的轉入及轉出。

年內，第一級、第二級及第三級間概無轉移。

本集團的估值程序

本集團按公平值計量其投資物業。本集團投資物業於二零一四年三月三十一日的公平值已按獨立合資格估值師進行的估值基準而釐定。估值乃根據香港測量師學會刊發之香港測量師學會物業估值準則(二零一二年版)、皇家特許測量師學會之皇家特許測量師學會估值專業準則及國際估值準則而編製。

8 Investment Properties (Continued) Valuation technique

Fair value is defined as “the estimated amount for which an asset or liability should exchange on the valuation date between a willing buyer and a willing seller in an arm’s-length transaction after proper marketing and where the parties had each acted knowledgeably, prudently and without compulsion.”

Under sales comparison method, fair value of the investment property is derived from comparing the property to be valued directly with other comparable properties, which have recently transacted. However, given the heterogeneous nature of the properties, appropriate adjustments are usually required to allow for any qualitative differences that may affect the price likely to be achieved by the property under consideration. The most significant impact into this valuation approach is price per square meter.

There was no change to the valuation technique with that of prior year.

The Group reviews the valuation performed by independent valuer for financial reporting purposes. Discussion of valuation processes and results are held between management and independent qualified valuer once a year for financial reporting purpose.

8 投資物業(續) 估值方法

公平值的定義為「自願買方與自願賣方經適當市場推廣後基於公平原則，在知情、審慎及不受脅迫的情況下於估值日期買賣資產或負債之估計價值」。

根據銷售比較法，投資物業之公平值乃以將予估值之物業與近期交易之其他可比較物業進行直接比較而得出。然而，由於各物業之性質互不相同，通常須作出適當調整，從而容許存在可能影響目標物業可能達致之價格之任何量化差異。此估值方法對每平方米之價格影響最為明顯。

相對去年的估值方法並無變動。

就財務匯報而言，本集團審閱獨立估值師作出之估值。管理層與獨立合資格估值師每年討論估值程序及結果，以供財務匯報之用。

Notes to the Consolidated Financial Statements

綜合財務報表附註

9 Intangible Assets

9 無形資產

| | | Group 本集團 | | |
|---|----------------------|-----------------|---|-----------------|
| | | Goodwill 商譽 | Other intangible assets 其他無形資產 | Total 總額 |
| | | HK\$'000 千港元 | HK\$'000 千港元 | HK\$'000 千港元 |
| At 1 April 2012 | 於二零一二年四月一日 | | | |
| Cost | 成本 | 119,086 | 198,376 | 317,462 |
| Accumulated amortisation and impairment losses | 累積攤銷及減值虧損 | (17,775) | (127,035) | (144,810) |
| Closing net book amount | 年終賬面淨值 | 101,311 | 71,341 | 172,652 |
| Year ended 31 March 2013 | 截至二零一三年三月三十一日 止年度 | | | |
| Opening net book amount | 年初賬面淨值 | 101,311 | 71,341 | 172,652 |
| Amortisation expense | 攤銷費用 | – | (9,742) | (9,742) |
| Impairment losses | 減值虧損 | (48,232) | – | (48,232) |
| Exchange differences | 匯兌差額 | (1,946) | (1,153) | (3,099) |
| Closing net book amount | 年終賬面淨值 | 51,133 | 60,446 | 111,579 |
| At 31 March 2013 | 於二零一三年三月三十一日 | | | |
| Cost | 成本 | 116,795 | 195,872 | 312,667 |
| Accumulated amortisation and impairment losses | 累積攤銷及減值虧損 | (65,662) | (135,426) | (201,088) |
| Closing net book amount | 年終賬面淨值 | 51,133 | 60,446 | 111,579 |
| Year ended 31 March 2014 | 截至二零一四年三月三十一日 止年度 | | | |
| Opening net book amount | 年初賬面淨值 | 51,133 | 60,446 | 111,579 |
| Amortisation expense | 攤銷費用 | – | (8,730) | (8,730) |
| Impairment losses | 減值虧損 | (45,979) | – | (45,979) |
| Exchange differences | 匯兌差額 | (4,050) | (4,403) | (8,453) |
| Closing net book amount | 年終賬面淨值 | 1,104 | 47,313 | 48,417 |
| At 31 March 2014 | 於二零一四年三月三十一日 | | | |
| Cost | 成本 | 107,428 | 185,616 | 293,044 |
| Accumulated amortisation and impairment losses | 累積攤銷及減值虧損 | (106,324) | (138,303) | (244,627) |
| Closing net book amount | 年終賬面淨值 | 1,104 | 47,313 | 48,417 |

Notes to the Consolidated Financial Statements

綜合財務報表附註

9 Intangible Assets (Continued)

(a) Amortisation expense of HK\$8,730,000 (2013: HK\$9,742,000) has been charged to administrative expenses, while impairment loss has been charged to other gains, net (Note 25).

(b) Other intangible assets mainly represent trademarks, franchise rights and favourable lease agreements arising from acquisition of subsidiaries with useful lives of 2 to 20 years.

(c) Impairment tests for goodwill

Goodwill is allocated to the Group's cash-generating units (CGUs) identified according to country of operation.

A segment-level summary of the goodwill allocation is presented below.

9 無形資產(續)

(a) 8,730,000 港元(二零一三年: 9,742,000 港元)之攤銷費用已計入行政費用,而減值虧損已計入其他淨收益(附註25)。

(b) 其他無形資產主要包括商標、專利權及由收購附屬公司引起有利的租賃合約,其使用年期為2至20年。

(c) 商譽減值測試

商譽乃按照本集團的經營國家(根據現金產生單位識別)分配。

商譽分配的分部摘要呈報如下:

| | | 2014 二零一四年 HK\$'000 千港元 | 2013 二零一三年 HK\$'000 千港元 |
|---------------------------------------|--------------|----------------------------------|----------------------------------|
| North America | 北美洲 | - | 50,029 |
| Hong Kong and Mainland China (Note a) | 香港及中國內地(附註a) | 1,104 | 3,906 |
| | | 1,104 | 53,935 |

Note a: Goodwill relating to an associate in Mainland China of HK\$2,802,000 was included in investments in associates as at 31 March 2013 (Note 11). No such goodwill was recorded as the associate was disposed during the year ended 31 March 2014.

附註a: 關於中國內地聯營公司的商譽2,802,000港元已於二零一三年三月三十一日計入於聯營公司投資(附註11)。由於已出售有關聯營公司,故於截至二零一四年三月三十一日止年度期間並未錄得相關商譽。

9 Intangible Assets (Continued)

(c) Impairment tests for goodwill (Continued)

The recoverable amounts of CGUs are determined based on the higher of (i) fair value less costs to sell and (ii) value in use determined using the discounted cash flow method. The calculations of the recoverable amounts of the CGUs in Hong Kong and Mainland China were determined with reference to their fair value less costs to sell. The calculations of the recoverable amounts of the North America CGU was derived from an estimate of the enterprise value of the CGU by (i) making reference to the market earnings and revenue multiples of comparable companies; and (ii) discounted cash flow method using the cash flow projections based on financial budgets approved by management covering a five-year period. The recoverable amount of the CGU is derived from the weighted average values determined by the market and cashflow approaches.

The key assumptions used for fair value less costs to sell calculations for the CGUs in North America are as follows:

| | |
|--|--|
| – Enterprise value (“EV”)/ Earnings before interest, tax, depreciation, and amortisation (“EBITDA”) multiple | Based on market multiples of comparable companies adjusted by differences in expected growth rate and risk level of the CGU |
| – EV/Revenue multiple | Based on market multiples of comparable companies adjusted by differences in expected growth rate, risk level and profitability of the CGU |
| – Budgeted revenue growth rate (five-year period) | |
| – Corporate store revenue | Average growth rate of -23% per annum |
| – Franchise store revenue | Average growth rate of 8% per annum |

9 無形資產(續)

(c) 商譽減值測試(續)

現金產生單位的可收回金額乃按 (i) 公平值減出售成本及 (ii) 以貼現現金流量計算之使用價值，以較高者為準。關於香港及中國內地現金產生單位的可收回金額乃根據其公平值減出售成本計算。關於北美現金產生單位的可收回金額計算，乃根據其現金產生單位之企業價值，並按 (i) 可對比公司之市場溢利和收益倍數，及 (ii) 折現現金流量方法，使用以管理層批核的五年財務預算為基準之現金流量推算所得出。現金產生單位的可收回金額則根據按市場及現金流量決定之加權平均值予以釐定。

在北美洲用作公平值減出售成本計算的現金產生單位的重要假設如下：

| | |
|---|---|
| – 企業價值(「EV」)／未扣除利息、稅項、折舊及攤銷前之溢利(「EBITDA」)倍數 | 按現金產生單位之預期增長率及風險程度差異而調整的可對比公司之市場倍數 |
| – EV／收益倍數 | 按現金產生單位之預期增長率、風險程度及盈利能力差異而調整的可對比公司之市場倍數 |
| – 預算收入增長率(五年期) | |
| – 自營門店收益 | 平均負23%年增長率 |
| – 特許經營門店收益 | 平均8%年增長率 |

9 Intangible Assets (Continued)
(c) Impairment tests for goodwill (Continued)

| | |
|--|-----|
| – Revenue growth rate (beyond five years) | 1% |
| – Discount rate | 15% |

Management determined budgeted revenue growth rate based on past performance and its expectation for the market development. The growth rates used to extrapolate cash flows beyond the budget period do not exceed the long-term average growth rate for the businesses in which the CGUs operate.

Based on the result of the work as mentioned above, management have reduced the carrying amount of the North America CGU by an amount of HK\$45,979,000 through recognition of an impairment loss against goodwill. Such impairment charge arose as a result of the less than satisfactory past and expected performance of the North America CGU. No other class of assets other than goodwill was impaired.

Management has performed sensitivity analysis for North America operation by adjusting the revenue growth rate as follows:

| | |
|-----------------------------|---|
| (i) Over a five year period | 1% more than or less than based estimate |
| (ii) Beyond five years | 1% more than or less than based estimate |

Based on the aforementioned sensitivity analysis, should revenue growth be increased or reduced by 1% over the base case, the recoverable amount of the North America CGU would be HK\$17,532,000 higher or lower than the current estimate amount, respectively.

9 無形資產(續)
(c) 商譽減值測試(續)

| | |
|--------------------|-----|
| – 收益增長率 (五年期以外) | 1% |
| – 折現率 | 15% |

管理層按過往表現及預期的市場發展訂定預算收入增長率。用以推斷預算範圍以外的現金流動的增長率，並不會超出現金產生單位營運的長期平均增長率。

根據以上之結果，管理層決定減低北美洲的現金產生單位賬面值45,979,000港元並確認為商譽之減值虧損。該減值虧損是由於北美洲之現金產生單位過往及預期表現未如理想。除商譽外，其他組別的資產沒有減值虧損。

管理層就北美洲營運進行商譽的敏感度分析，該分析調整收益增長率：

| | |
|------------|----------------|
| (i) 五年期 | 較基準估算多或少 1% |
| (ii) 五年期以外 | 較基準估算多或少 1% |

根據上述敏感度分析結果，若北美洲之收益增長較基準情況增加或減少1%，其現金產生單位之可收回金額將會較現時預測金額分別高於或低於17,532,000港元。

Notes to the Consolidated Financial Statements

綜合財務報表附註

10 Investments in Subsidiaries – Company

10 於附屬公司投資 – 本公司

| | | Group 本集團 | |
|-------------------------------|-------------|----------------------------------|----------------------------------|
| | | 2014 二零一四年 HK\$'000 千港元 | 2013 二零一三年 HK\$'000 千港元 |
| Unlisted investments, at cost | 非上市股份投資，按成本 | 331,802 | 331,802 |
| Amounts due from subsidiaries | 應收附屬公司款項 | 1,036,324 | 1,009,803 |
| | | 1,368,126 | 1,341,605 |

Amounts due from subsidiaries are unsecured, non-interest bearing and are not repayable in the next twelve months.

應收附屬公司款項並無抵押、不計利息及無須於未來十二個月內償還。

The Directors are of the opinion that the underlying values of the subsidiaries were not less than their carrying values as at 31 March 2014.

董事認為附屬公司之實際價值並不少於二零一四年三月三十一日之賬面值。

The following is a list of the principal subsidiaries as at 31 March 2014:

下表載列於二零一四年三月三十一日的主要附屬公司資料：

| Name of subsidiary 附屬公司名稱 | Place of incorporation/ establishment and operation 註冊成立／成立 及經營地點 | Issued/ registered capital 已發行／ 註冊股本 | Class of shares held 所持股份類別 | Percentage of shares held ¹ 所持股份 百分比 ¹ | Principal activities 主要業務 |
|---|---|--|-----------------------------------|---|------------------------------|
| Ah Yee Leng Tong Restaurants Limited 阿二靚湯有限公司 | Hong Kong 香港 | HK\$600,000 600,000 港元 | Ordinary 普通 | 100% | Catering 飲食 |
| Amigo Mio Limited | Hong Kong 香港 | HK\$20 20 港元 | Ordinary 普通 | 100% | Catering 飲食 |
| Ashlone Limited | Hong Kong 香港 | HK\$1,320,000 1,320,000 港元 | Ordinary 普通 | 100% | Catering 飲食 |

Notes to the Consolidated Financial Statements

綜合財務報表附註

10 Investments in Subsidiaries – Company (Continued)

10 於附屬公司投資 – 本公司 (續)

| Name of subsidiary 附屬公司名稱 | Place of incorporation/ establishment and operation 註冊成立／成立 及經營地點 | Issued/ registered capital 已發行／ 註冊股本 | Class of shares held 所持股份類別 | Percentage of shares held ¹ 所持股份 百分比 ¹ | Principal activities 主要業務 |
|---|---|--|-----------------------------------|---|------------------------------|
| Asia Pacific Catering Corporation Limited 泛亞飲食有限公司 | Hong Kong 香港 | HK\$20 20 港元 | Ordinary 普通 | 100% | Catering 飲食 |
| Bamburgh Limited | Hong Kong 香港 | HK\$20 20 港元 | Ordinary 普通 | 100% | Catering 飲食 |
| Barson Development Limited 霸新發展有限公司 | Hong Kong 香港 | HK\$10,000 10,000 港元 | Ordinary 普通 | 100% | Property investment 物業投資 |
| Bloomcheer Limited 報昌有限公司 | Hong Kong 香港 | HK\$500,000 500,000 港元 | Ordinary 普通 | 100% | Catering 飲食 |
| Bravo le Café Limited | Hong Kong 香港 | HK\$2 2 港元 | Ordinary 普通 | 100% | Catering 飲食 |
| Brilliantwin Limited 皓勝有限公司 | Hong Kong 香港 | HK\$2 2 港元 | Ordinary 普通 | 100% | Catering 飲食 |
| Café de Coral Assets Limited | British Virgin Islands 英屬維京群島 | US\$1 1 美元 | Ordinary 普通 | 100% | Investment holding 投資控股 |
| Café de Coral Central Processing Limited | Hong Kong 香港 | HK\$20 20 港元 | Ordinary 普通 | 100% | Food processing 食物生產 |
| Café de Coral (China) Limited 大家樂(中國)有限公司 | Hong Kong 香港 | HK\$40,000,000 40,000,000 港元 | Ordinary 普通 | 100% | Investment holding 投資控股 |
| Café de Coral (Denmark) ApS | Denmark 丹麥 | DKK125,000 125,000 丹麥克朗 | Ordinary 普通 | 100% | Investment holding 投資控股 |

Notes to the Consolidated Financial Statements

綜合財務報表附註

10 Investments in Subsidiaries – Company (Continued)

10 於附屬公司投資 – 本公司 (續)

| Name of subsidiary 附屬公司名稱 | Place of incorporation/ establishment and operation 註冊成立／成立 及經營地點 | Issued/ registered capital 已發行／ 註冊股本 | Class of shares held 所持股份類別 | Percentage of shares held ¹ 所持股份 百分比 ¹ | Principal activities 主要業務 |
|---|---|--|-----------------------------------|---|----------------------------------|
| Café de Coral Development Limited ¹ | British Virgin Islands 英屬維京群島 | US\$1 1 美元 | Ordinary 普通 | 100% | Investment holding 投資控股 |
| Café de Coral Fast Food Limited 大家樂快餐有限公司 | Hong Kong 香港 | HK\$20 20 港元 | Ordinary 普通 | 100% | Catering 飲食 |
| Café de Coral Group Limited 大家樂企業有限公司 | Hong Kong 香港 | HK\$148,923,550 148,923,550 港元 | Ordinary 普通 | 100% | Catering 飲食 |
| Café de Coral (Guangzhou) Catering Company Limited 大家樂(廣州)食品有限公司 | The People's Republic of China ("The PRC") 中華人民共和國 (「中國」) | HK\$21,000,000 21,000,000 港元 | — — | 100% | Catering 飲食 |
| Café de Coral (Macau) Limited 大家樂(澳門)有限公司 | Macau 澳門 | MOP300,000 300,000 澳門元 | Ordinary 普通 | 70% | Catering 飲食 |
| Café de Espressamente illy (HK) Limited | Hong Kong 香港 | HK\$12,000,000 12,000,000 港元 | Ordinary 普通 | 70% | Catering 飲食 |
| China Inn Restaurants, Inc. | The United States of America 美國 | US\$1,457,287 1,457,287 美元 | Common 普通 | 100% | Operation of restaurants 餐廳營運 |
| City Energy Limited 國能有限公司 | Hong Kong 香港 | HK\$200,000 200,000 港元 | Ordinary 普通 | 100% | Property investment 物業投資 |
| Dai Lo Foo (Holdings) Limited 大老虎(集團)有限公司 | Hong Kong 香港 | HK\$1,804,176 1,804,176 港元 | Ordinary 普通 | 100% | Catering 飲食 |

Notes to the Consolidated Financial Statements

綜合財務報表附註

10 Investments in Subsidiaries – Company (Continued)

10 於附屬公司投資 – 本公司 (續)

| Name of subsidiary 附屬公司名稱 | Place of incorporation/ establishment and operation 註冊成立／成立 及經營地點 | Issued/ registered capital 已發行／ 註冊股本 | Class of shares held 所持股份類別 | Percentage of shares held ¹ 所持股份 百分比 ¹ | Principal activities 主要業務 |
|---|--|--|-----------------------------------|---|------------------------------|
| Dongguan Asia Pacific Catering Company Limited 東莞泛亞飲食有限公司 | The PRC 中國 | HK\$7,400,000 7,400,000 港元 | – – | 100% | Catering 飲食 |
| Dongguan Continental Foods Limited 東莞歐陸食品有限公司 | The PRC 中國 | RMB27,330,000 人民幣 27,330,000 元 | – – | 100% | Food processing 食物生產 |
| Eldoon Limited | Hong Kong 香港 | HK\$10,000 10,000 港元 | Ordinary 普通 | 100% | Catering 飲食 |
| Exo Enterprises Limited | Hong Kong 香港 | HK\$4,000,000 4,000,000 港元 | Ordinary 普通 | 100% | Catering 飲食 |
| Fine Regent Hong Kong Limited 嘉俊香港有限公司 | Hong Kong 香港 | HK\$1 1 港元 | Ordinary 普通 | 100% | Catering 飲食 |
| Foshan Café de Coral Catering Company Limited 佛山大家樂飲食有限公司 | The PRC 中國 | HK\$6,000,000 6,000,000 港元 | – – | 100% | Catering 飲食 |
| Foshan Fortunate Spaghetti House Catering Company Limited 佛山市福昌意粉屋餐飲 有限公司 | The PRC 中國 | HK\$3,200,000 3,200,000 港元 | – – | 100% | Catering 飲食 |
| Global Force Limited 強霸有限公司 | Hong Kong 香港 | HK\$12,466,446 12,466,446 港元 | Ordinary 普通 | 100% | Catering 飲食 |

Notes to the Consolidated Financial Statements

綜合財務報表附註

10 Investments in Subsidiaries – Company (Continued)

10 於附屬公司投資 – 本公司 (續)

| Name of subsidiary 附屬公司名稱 | Place of incorporation/ establishment and operation 註冊成立／成立 及經營地點 | Issued/ registered capital 已發行／ 註冊股本 | Class of shares held 所持股份類別 | Percentage of shares held ¹ 所持股份 百分比 ¹ | Principal activities 主要業務 |
|---|---|--|-----------------------------------|---|------------------------------|
| Grand Seasons (Central) Food and Beverages Caterers Company Limited | Hong Kong 香港 | HK\$10,000 10,000 港元 | Ordinary 普通 | 100% | Catering 飲食 |
| Greatpower Kingdom Limited 天威基業有限公司 | Hong Kong 香港 | HK\$1 1 港元 | Ordinary 普通 | 100% | Catering 飲食 |
| Guangzhou Asia Catering Management Limited 廣州泛華餐飲管理有限公司 | The PRC 中國 | HK\$2,000,000 2,000,000 港元 | – – | 100% | Catering consultancy 餐飲諮詢 |
| Guangzhou Asia Pacific Catering Company Limited 廣州泛亞飲食有限公司 | The PRC 中國 | HK\$16,000,000 16,000,000 港元 | – – | 100% | Catering 飲食 |
| Guangzhou Café de Coral Foods Limited 廣州大家樂食品實業有限公司 | The PRC 中國 | US\$23,500,000 23,500,000 美元 | – – | 100% | Food processing 食物生產 |
| Guangzhou Fortunate Spaghetti House Catering Company Ltd 廣州福昌意粉屋餐飲有限公司 | The PRC 中國 | HK\$3,200,000 3,200,000 港元 | – – | 100% | Catering 飲食 |
| Huizhou Asia Pacific Catering Company Limited 惠州泛亞飲食有限公司 | The PRC 中國 | HK\$3,200,000 3,200,000 港元 | – – | 100% | Catering 飲食 |
| Honour Congee & Noodles Food Limited 賞粥麵食品有限公司 | Hong Kong 香港 | HK\$2 2 港元 | Ordinary 普通 | 100% | Catering 飲食 |

Notes to the Consolidated Financial Statements

綜合財務報表附註

10 Investments in Subsidiaries – Company (Continued)

10 於附屬公司投資 – 本公司 (續)

| Name of subsidiary 附屬公司名稱 | Place of incorporation/ establishment and operation 註冊成立／成立 及經營地點 | Issued/ registered capital 已發行／ 註冊股本 | Class of shares held 所持股份類別 | Percentage of shares held ¹ 所持股份 百分比 ¹ | Principal activities 主要業務 |
|---|---|--|-----------------------------------|---|---|
| Interface Consultants Limited | British Virgin Islands 英屬維京群島 | US\$1 1 美元 | Ordinary 普通 | 100% | Provision of royalty services 提供特許權服務 |
| Invol Resources Limited 國際富豪資源有限公司 | Hong Kong (incorporation)/ The PRC (operation) 香港(註冊)／ 中國(經營) | HK\$6,125,000 6,125,000 港元 | Ordinary 普通 | 100% | Property investment 物業投資 |
| Jetstar Universal Limited 捷達環球有限公司 | Hong Kong 香港 | HK\$1 1 港元 | Ordinary 普通 | 100% | Catering 飲食 |
| Jiangmen Café de Coral Catering Company Limited 江門大家樂飲食有限公司 | The PRC 中國 | HK\$5,000,000 5,000,000 港元 | — — | 100% | Catering 飲食 |
| Kater International Limited 崎達國際有限公司 | Hong Kong 香港 | HK\$2 2 港元 | Ordinary 普通 | 100% | Catering 飲食 |
| Kamstar International Limited 金昌泰國際有限公司 | Hong Kong 香港 | HK\$1 1 港元 | Ordinary 普通 | 100% | Catering 飲食 |
| Kolink Enterprises Limited 國聯企業有限公司 | Hong Kong 香港 | HK\$2 2 港元 | Ordinary 普通 | 100% | Leasing of premises space 租賃物業位置 |
| Luckyview Enterprises Limited 祥耀企業有限公司 | Hong Kong 香港 | HK\$1 1 港元 | Ordinary 普通 | 100% | Investment holding 投資控股 |
| Manchu Wok (Canada) Inc. | Canada 加拿大 | C\$5,740,000 5,740,000 加元 | Common 普通 | 100% | Fast food chains 連鎖式快餐 |

Notes to the Consolidated Financial Statements

綜合財務報表附註

10 Investments in Subsidiaries – Company (Continued)

10 於附屬公司投資 – 本公司 (續)

| Name of subsidiary 附屬公司名稱 | Place of incorporation/ establishment and operation 註冊成立／成立 及經營地點 | Issued/ registered capital 已發行／ 註冊股本 | Class of shares held 所持股份類別 | Percentage of shares held ¹ 所持股份 百分比 ¹ | Principal activities 主要業務 |
|---|--|--|---|---|------------------------------|
| Manchu Wok Enterprises Inc. | Canada (incorporation)/ | C\$2,865,000 2,865,000 加元 | Class A ² A 類別 ² | 100% | Investment holding 投資控股 |
| | The United States of America and Canada (operation) | C\$3,000,000 3,000,000 加元 | Class B ³ B 類別 ³ | 100% | |
| | Canada (註冊)／ 美國及加拿大 (經營) | C\$955 955 加元 | Class C ⁴ C 類別 ⁴ | 100% | |
| Manchu Wok Enterprises II Inc. | Canada (incorporation)/ | US\$2,100,000 2,100,000 美元 | Class B ³ B 類別 ³ | 100% | Investment holding 投資控股 |
| | The United States of America and Canada (operation) | C\$100,000 100,000 加元 | Class C ⁴ C 類別 ⁴ | 100% | |
| | Canada (註冊)／ 美國及加拿大 (經營) | | | | |
| Manchu Wok (USA), Inc. | The United States of America 美國 | US\$5,180,100 5,180,100 美元 | Common 普通 | 100% | Fast food chains 連鎖式快餐 |
| Regal Universal Limited 威高環球有限公司 | Hong Kong 香港 | HK\$1 1 港元 | Ordinary 普通 | 100% | Catering 飲食 |
| Scanfoods Limited 北歐國際食品有限公司 | Hong Kong 香港 | HK\$2,100,000 2,100,000 港元 | Ordinary 普通 | 100% | Food trading 食品貿易 |
| Shanghai Arena Catering Management Limited 上海漢圖餐飲管理有限公司 | The PRC 中國 | HK\$25,000,000 25,000,000 港元 | — — | 100% | Catering 飲食 |

Notes to the Consolidated Financial Statements

綜合財務報表附註

10 Investments in Subsidiaries – Company (Continued)

10 於附屬公司投資 – 本公司 (續)

| Name of subsidiary 附屬公司名稱 | Place of incorporation/ establishment and operation 註冊成立／成立 及經營地點 | Issued/ registered capital 已發行／ 註冊股本 | Class of shares held 所持股份類別 | Percentage of shares held ¹ 所持股份 百分比 ¹ | Principal activities 主要業務 |
|---|---|--|------------------------------------|---|------------------------------|
| Shenzhen Asia Catering Management Limited 深圳泛華餐飲管理有限公司 | The PRC 中國 | HK\$2,000,000 2,000,000 港元 | – – | 100% | Catering consultancy 餐飲諮詢 |
| Shenzhen Café de Coral Catering Company Limited 深圳大家樂飲食有限公司 | The PRC 中國 | HK\$12,000,000 12,000,000 港元 | – – | 100% | Catering 飲食 |
| Shenzhen Prime Deal Catering Company Limited 深圳威耀飲食有限公司 | The PRC 中國 | HK\$32,000,000 32,000,000 港元 | – – | 100% | Catering 飲食 |
| Shenzhen Spaghetti House Catering Company Limited 深圳斯巴達意粉屋餐飲有限公司 | The PRC 中國 | HK\$6,000,000 6,000,000 港元 | – – | 100% | Catering 飲食 |
| Silver Weal Enterprises Limited 銀利豐企業有限公司 | Hong Kong 香港 | HK\$1 1 港元 | Ordinary 普通 | 100% | Catering 飲食 |
| Sparango Limited | Hong Kong 香港 | HK\$20 20 港元 | Ordinary 普通 | 100% | Catering 飲食 |
| The Spaghetti House Restaurants Limited 意粉屋有限公司 | Hong Kong 香港 | HK\$10,000,000 10,000,000 港元 | Ordinary 普通 | 100% | Investment holding 投資控股 |
| Uwin Hong Kong Limited 溢運香港有限公司 | Hong Kong 香港 | HK\$1 1 港元 | Ordinary 普通 | 100% | Catering 飲食 |
| Very Nice Fast Food Limited 好樂意食品有限公司 | Hong Kong 香港 | HK\$17,025,000 17,025,000 港元 HK\$5,675,000 5,675,000 港元 | Class A A 類別 Class B B 類別 | 100% 100% | Catering 飲食 |

Notes to the Consolidated Financial Statements

綜合財務報表附註

10 Investments in Subsidiaries – Company (Continued)

10 於附屬公司投資 – 本公司 (續)

| Name of subsidiary 附屬公司名稱 | Place of incorporation/ establishment and operation 註冊成立／成立 及經營地點 | Issued/ registered capital 已發行／ 註冊股本 | Class of shares held 所持股份類別 | Percentage of shares held ¹ 所持股份 百分比 ¹ | Principal activities 主要業務 |
|--|---|--|--|---|------------------------------|
| Weli Company Limited 合二有限公司 | Hong Kong 香港 | HK\$1,000,000 1,000,000 港元 | Ordinary 普通 | 100% | Catering 飲食 |
| Winfast Holdings Limited 永發集團有限公司 | Hong Kong (incorporation)/ PRC (operation) 香港(註冊)／ 中國(經營) | HK\$10,000 10,000 港元 | Ordinary 普通 | 100% | Property investment 物業投資 |
| Worldson Enterprises Limited 華正企業有限公司 | Hong Kong 香港 | HK\$2 2 港元 | Ordinary 普通 | 100% | Catering 飲食 |
| Worldway Limited 宏偉有限公司 | Macau 澳門 | MOP300,000 300,000 澳門元 | Ordinary 普通 | 100% | Property investment 物業投資 |
| Yumi Yumi Caterers Limited 音音飲食有限公司 | Hong Kong 香港 | HK\$6,701,560 6,701,560 港元 HK\$2,872,100 2,872,100 港元 | Class A ⁵ A 類別 ⁵ Class B ⁶ B 類別 ⁶ | 100% 100% | Catering 飲食 |
| Zhongshan Café de Coral Catering Company Limited 中山大家樂飲食有限公司 | The PRC 中國 | HK\$1,300,000 1,300,000 港元 | — — | 100% | Catering 飲食 |
| Zhuhai Café de Coral Catering Company Limited 珠海大家樂飲食有限公司 | The PRC 中國 | HK\$8,000,000 8,000,000 港元 | — — | 100% | Catering 飲食 |

10 Investments in Subsidiaries – Company (Continued)

- ¹ Café de Coral Development Limited is held directly by the Company. All other subsidiaries are held indirectly.
- ² Holders of class A shares have no voting rights and are entitled to receive a cumulative dividend of 8% of the stated capital of Class A shares in preference to dividends paid on Class B and Class C shares.
- ³ Holders of class B shares have no voting rights and are entitled to receive a cumulative dividend of 6% of the stated capital of Class B shares, subject to the rights of the Class A shareholders, but in preference to Class C shares.
- ⁴ Holders of class C shares have voting participating shares and are subject to the prior rights of the Class A and Class B shares.
- ⁵ Holders of class A shares have voting participating shares.
- ⁶ Holders of class B shares have no voting rights.
- ⁷ The official names of the companies incorporated in PRC, Macau and Denmark are in Chinese, Portuguese and Danish respectively. English translation is for reference only.
- ⁸ According to the new Hong Kong Companies Ordinance Cap.622 which is effective from 3 March 2014, issued capital represents share premium and share capital.

11 Investments in Associates

10 於附屬公司投資 – 本公司 (續)

- ¹ Café de Coral Development Limited 由本公司直接持有。所有其他附屬公司均為間接持有。
- ² A類別股份之持有人並無投票權但有權收取優先於B類別及C類別股份之股息之A類別股份所述資本8%的累計股息。
- ³ 受限於A類別股東之權利，B類別股份之持有人並無投票權但有權收取優先於C類別股份之B類別股份所述資本6%的累計股息。
- ⁴ C類別股份之持有人擁有附投票權之股份及須受限於A類別及B類別股份之權利。
- ⁵ A類別股份之持有人擁有附投票權之股份。
- ⁶ B類別股份之持有人並無投票權。
- ⁷ 成立於中國、澳門及丹麥的公司之法定名稱分別使用中文、葡萄牙文及丹麥語。英文譯名僅供參考。
- ⁸ 根據在二零一四年三月三日起生效的新香港《公司條例》第622章，已發行股本指股份溢價及股本。

11 於聯營公司投資

| | | Group 本集團 | |
|---------------------|-------|----------------------------------|----------------------------------|
| | | 2014 二零一四年 HK\$'000 千港元 | 2013 二零一三年 HK\$'000 千港元 |
| Share of net assets | 應佔淨資產 | 1,190 | 8,978 |
| Goodwill | 商譽 | – | 2,802 |
| | | 1,190 | 11,780 |

Notes to the Consolidated Financial Statements

綜合財務報表附註

11 Investments in Associates (Continued)

(a) Details of investments in associates as at 31 March 2014 are as follows:

| Name 公司名稱 | Place of establishment/incorporation and operations 成立／註冊及經營地點 | Principal activity 主要業務 | Particulars of issued shares held 股份類別 | Interest held indirectly 間接持有權益比率 | Measurement method 計量方法 |
|--------------------------------------|---|----------------------------|---|--------------------------------------|----------------------------|
| Dai Bai Dang Restaurants LLC (“DBD”) | The United States of America 美國 | Catering 飲食 | Common 普通 | 20% | Equity 權益法 |

(b) The Directors are of the opinion that the underlying value of the associate was not less than the carrying amount as at 31 March 2014.

(c) During the year, the Group disposed of an associate with carrying value of HK\$7,437,000 (2013: HK\$1,725,000) and recognised gain on disposal of HK\$7,053,000 (2013: HK\$4,051,000) (Note 25).

11 於聯營公司投資(續)

(a) 於二零一四年三月三十一日於聯營公司投資之詳情如下：

(b) 董事認為聯營公司之實際價值並不少於二零一四年三月三十一日之賬面值。

(c) 於本年度，本集團出售一間聯營公司，其賬面值為7,437,000港元(二零一三年：1,725,000港元)及確認出售溢利7,053,000港元(二零一三年：4,051,000港元)(附註25)。

12 Investments in Joint Ventures

12 於合營公司投資

| | | Group 本集團 | |
|---------------------|-------|----------------------------------|----------------------------------|
| | | 2014 二零一四年 HK\$'000 千港元 | 2013 二零一三年 HK\$'000 千港元 |
| Share of net assets | 應佔淨資產 | 19,772 | 28,072 |
| Impairment loss | 減值虧損 | — | (3,700) |
| | | 19,772 | 24,372 |

Notes to the Consolidated Financial Statements

綜合財務報表附註

12 Investments in Joint Ventures (Continued)

(a) Details of the joint ventures as at 31 March 2014 are as follows:

| Name 公司名稱 | Place of establishment/incorporation and operations 成立／註冊及經營地點 | Principal activity 主要業務 | Interest held indirectly 間接持有權益比率 | Measurement method 計量方法 |
|--|---|---|--------------------------------------|----------------------------|
| Profit Sky International Limited 盈天國際有限公司 | British Virgin Islands 英屬維京群島 | Bakery production and operation of bakery shops 生產麵包及麵包店營運 | 50% | Equity method 權益法 |

(b) The Directors are of the opinion that the underlying value of the joint venture was not less than its book value as at 31 March 2014.

(c) During the year, Xian Scanfoods Zhao Long Foods Company Limited, a joint venture of the Group, was liquidated. As a result, the Group recorded loss on disposal of investment in joint ventures amounting to HK\$231,000 (2013: Nil) (Note 25).

12 於合營公司投資(續)

(a) 於二零一四年三月三十一日合營公司詳情如下：

(b) 董事認為合營公司二零一四年三月三十一日之實際價值不少於之其賬面值。

(c) 於本年度，本集團合營公司西安北歐兆龍食品有限公司已予以清盤。因此，本集團出售於合營公司投資錄得虧損231,000港元(二零一三年：無)(附註25)。

13 Available-for-sale Financial Assets

13 可供出售金融資產

| | | Group 本集團 | |
|---|----------------|----------------------------------|----------------------------------|
| | | 2014 二零一四年 HK\$'000 千港元 | 2013 二零一三年 HK\$'000 千港元 |
| Beginning of the year | 年初結餘 | 451,087 | 417,667 |
| Additions | 添置 | 8 | — |
| Disposals | 出售 | (17) | (5,229) |
| Net gains transferred to equity (Note 23) | 轉入權益之淨收益(附註23) | 71,438 | 38,649 |
| End of the year | 年末結餘 | 522,516 | 451,087 |

Notes to the Consolidated Financial Statements

綜合財務報表附註

13 Available-for-sale Financial Assets (Continued)

Available-for-sale financial assets include the following:

| | | Group 本集團 | |
|-------------------------------------|----------|-----------------|-----------------|
| | | 2014 二零一四年 | 2013 二零一三年 |
| | | HK\$'000 千港元 | HK\$'000 千港元 |
| Listed investments | 上市投資 | | |
| – Market value of listed securities | – 上市證券市值 | 522,516 | 451,087 |

Available-for-sale financial assets are denominated in HK dollars.

The fair values of the listed investments are based on their current bid prices in an active market.

14 Non-current Prepayments and Deposits

Non-current prepayments and deposits mainly comprise rental and utility deposits and prepayments for property, plant and equipment.

Substantially all of the non-current prepayments and deposits are denominated in HK dollars. The existing counterparties do not have significant defaults in the past.

15 Inventories

Inventories mainly comprise food and consumable stores and are stated at lower of cost and net realisable value.

The cost of inventories recognised as expense and included in cost of sales amounted to HK\$2,273,687,000 (2013: HK\$2,090,196,000).

13 可供出售金融資產(續)

可供出售金融資產包括以下項目：

| | | Group 本集團 | |
|-------------------------------------|----------|-----------------|-----------------|
| | | 2014 二零一四年 | 2013 二零一三年 |
| | | HK\$'000 千港元 | HK\$'000 千港元 |
| Listed investments | 上市投資 | | |
| – Market value of listed securities | – 上市證券市值 | 522,516 | 451,087 |

可供出售金融資產均以港元呈報。

上市投資的公平值根據活躍市場的現行賣出價計算。

14 非流動預付款項及按金

非流動預付款項及按金主要包括租金及水電煤按金及物業、廠房及設備的預付款。

大部份非流動預付款項及按金為港元。現時的交易對方過去並無重大欠賬。

15 存貨

存貨主要包括食物及消耗品，按成本值與可變現淨值兩者之較低者入賬。

已確認為支出及已計入銷售成本之存貨成本為2,273,687,000港元(二零一三年：2,090,196,000港元)。

Notes to the Consolidated Financial Statements

綜合財務報表附註

16 Trade and Other Receivables, Prepayments and Deposits 16 營業及其他應收賬項、預付款項及按金

| | | Group 本集團 | |
|---|----------------|----------------------------------|----------------------------------|
| | | 2014 二零一四年 HK\$'000 千港元 | 2013 二零一三年 HK\$'000 千港元 |
| Trade receivables | 營業應收賬項 | 38,523 | 37,665 |
| Less: provision for impairment of receivables | 減：營業應收款項減值撥備 | - | (129) |
| Trade receivables – net (Note a) | 營業應收淨賬項 (附註 a) | 38,523 | 37,536 |
| Other receivables (Note b) | 其他應收賬項 (附註 b) | 41,137 | 110,135 |
| | | 79,660 | 147,671 |
| Prepayments and deposits | 預付款項及按金 | 106,921 | 124,966 |
| | | 186,581 | 272,637 |

- (a) The Group's sales to customers are mainly on a cash basis. The Group also grants a credit period between 30 to 90 days to certain customers for the provision of the Group's institutional catering services, sales of merchandise for the Group's food manufacturing business and its franchisees.
- (a) 本集團之銷售以現金交易為主。本集團亦給予三十至九十天信貸期予部份機構飲食服務、食品製造之顧客和特許加盟商。
- (b) Other receivables comprised, among others, balance due from a joint venture of HK\$7,552,000 (2013: HK\$6,658,000). The balance due from a joint venture is unsecured, non-interest bearing and repayable on demand.
- (b) 其他應收賬項其中包括應收合營公司結餘7,552,000港元(二零一三年：6,658,000港元)。應收合營公司款項並無抵押、不計利息及須應要求償還。

Notes to the Consolidated Financial Statements

綜合財務報表附註

16 Trade and Other Receivables, Prepayments and Deposits (Continued)

The ageing analysis of trade receivables is as follows:

| | | Group 本集團 | |
|--------------|---------|----------------------------------|----------------------------------|
| | | 2014 二零一四年 HK\$'000 千港元 | 2013 二零一三年 HK\$'000 千港元 |
| 0-30 days | 零至三十日 | 27,346 | 23,321 |
| 31-60 days | 三十一至六十日 | 8,094 | 7,484 |
| 61-90 days | 六十一至九十日 | 1,856 | 2,801 |
| Over 90 days | 超過九十日 | 1,227 | 4,059 |
| | | 38,523 | 37,665 |

Movement in the provision for impairment of trade receivables is as follows:

| | | Group 本集團 | |
|---|-----------|----------------------------------|----------------------------------|
| | | 2014 二零一四年 HK\$'000 千港元 | 2013 二零一三年 HK\$'000 千港元 |
| Beginning of the year | 年初結餘 | 129 | 595 |
| Provision for impairment | 減值撥備 | – | 55 |
| Receivables written off during the year | 年內註銷的應收賬項 | (125) | (484) |
| Exchange difference | 匯兌差額 | (4) | (37) |
| | | – | 129 |

The creation and release of provision for impairment receivables have been included in administrative expenses in the income statement. Amounts charged to the allowance account are generally written off when there is no expectation of recovering additional cash. The Directors are of the opinion that adequate provision for uncollectible trade receivables has been made in the consolidated financial statements.

16 營業及其他應收賬項、預付款項及按金(續)

營業應收賬項的賬齡分析如下：

| | | Group 本集團 | |
|--------------|---------|----------------------------------|----------------------------------|
| | | 2014 二零一四年 HK\$'000 千港元 | 2013 二零一三年 HK\$'000 千港元 |
| 0-30 days | 零至三十日 | 27,346 | 23,321 |
| 31-60 days | 三十一至六十日 | 8,094 | 7,484 |
| 61-90 days | 六十一至九十日 | 1,856 | 2,801 |
| Over 90 days | 超過九十日 | 1,227 | 4,059 |
| | | 38,523 | 37,665 |

營業應收賬項的減值撥備變動如下：

| | | Group 本集團 | |
|---|-----------|----------------------------------|----------------------------------|
| | | 2014 二零一四年 HK\$'000 千港元 | 2013 二零一三年 HK\$'000 千港元 |
| Beginning of the year | 年初結餘 | 129 | 595 |
| Provision for impairment | 減值撥備 | – | 55 |
| Receivables written off during the year | 年內註銷的應收賬項 | (125) | (484) |
| Exchange difference | 匯兌差額 | (4) | (37) |
| | | – | 129 |

減值撥備和撥回的營業應收賬項減值撥備已計入損益表內之行政費用。在準備賬戶中扣除的數額一般會在預期無法收回額外現金時撇銷。董事認為在綜合財務報表已為未能收回之營業應收賬項的減值作充份撥備。

16 Trade and Other Receivables, Prepayments and Deposits (Continued)

Trade receivables that are less than 90 days past due are not considered as impaired. As of 31 March 2014, trade receivables of HK\$1,227,000 (2013: HK\$4,059,000) were past due but not impaired. Substantially all of these trade receivables were aged less than 120 days. These relates to a number of independent customers for whom there is no recent history of default. The Group did not hold any collateral as security.

The credit quality of trade and other receivables and deposits that are neither past due nor impaired has been assessed by reference to historical information about counterparty default rates. The existing counterparties do not have significant defaults in the past.

The carrying amounts of trade and other receivables and deposits approximate their fair values due to their short term maturities.

The carrying amounts of the Group's trade and other receivables are denominated in the following currencies:

16 營業及其他應收賬項、預付款項及按金(續)

逾期未償還少於九十日的營業應收賬項賬齡的款項不會考慮列作減值撥備處理。截至二零一四年三月三十一日，營業應收賬項1,227,000港元(二零一三年：4,059,000港元)經已逾期但並無減值。大部份營業應收賬項的賬齡少於120日，與眾多近期並無不履行付款記錄的獨立客戶有關。本集團並無持有任何抵押品以作保障。

既未逾期亦無減值之營業及其他應收賬項及按金的信貸質素則參考過往交易對方的不履行付款比率而進行評估，現有的交易對方過往並無不履行付款的記錄。

營業及其他應收賬項及按金屬短期到期日項目，故其賬面值與其公平值相若。

本集團的營業及其他應收賬項之賬面值按以下貨幣計價：

| | | Group 本集團 | |
|-----------------|------|----------------------------------|----------------------------------|
| | | 2014 二零一四年 HK\$'000 千港元 | 2013 二零一三年 HK\$'000 千港元 |
| HK dollar | 港元 | 60,927 | 127,086 |
| RMB | 人民幣 | 14,911 | 17,504 |
| US dollar | 美元 | 520 | 1,525 |
| Canadian dollar | 加拿大元 | 3,302 | 1,556 |
| | | 79,660 | 147,671 |

Notes to the Consolidated Financial Statements

綜合財務報表附註

17 Financial assets at fair value through profit or loss 17 按公平值列入損益表之金融資產

| | | Group 本集團 | |
|--|--------------------|----------------------------------|----------------------------------|
| | | 2014 二零一四年 HK\$'000 千港元 | 2013 二零一三年 HK\$'000 千港元 |
| Non-current financial assets at fair value through profit or loss: | 按公平值列入損益表之非流動金融資產： | | |
| Derivative financial instruments (Note a) | 衍生金融工具(附註a) | 7,777 | 33,094 |
| Current financial assets at fair value through profit or loss: | 按公平值列入損益表之流動金融資產： | | |
| Investment portfolio (Note b) | 投資組合(附註b) | – | 49,893 |
| Derivative financial instrument (Note a) | 衍生金融工具(附註a) | 8,067 | 6,184 |
| | | 8,067 | 56,077 |
| Total | 總計 | 15,844 | 89,171 |
| Market value of listed securities | 上市證券市值 | – | 40,770 |

(a) These derivative financial instruments include one (2013: two) guaranteed deposit notes with maturity dates of five years (2013: five years); one (2013: three) RMB performance notes and nil (2013: one) USD performance note with maturity date ranging from one to two years. These notes are unsecured and bear interests at variable interest rates during the terms of the notes. The guaranteed deposit notes bear interest at 3-month LIBOR with interest cap of 8.5% (2013: ranging from 7% to 8.5%) and interest floor of 2.5% (2013: ranging from 2.5% to 3.5%).

In 2014 and 2013, the RMB performance notes are unsecured and bear variable return according to the RMB performance during the period with a floor return of 0% (2013: 0%) per annum.

In 2013, the USD performance notes were unsecured and bear variable return according to the RMB performance during the period with a floor return of 0% per annum. Such USD performance notes were fully disposed during the year.

(a) 此等衍生金融工具包括到期日在五年間(二零一三年：五年)的一張(二零一三年：兩張)保證存款票據、到期日在一至兩年間的一張(二零一三年：三張)按人民幣表現票據及零張(二零一三年：一張)按美元表現票據。該等票據為無抵押及於票據年期內按浮動利率計息。該保證存款票據以三個月倫敦同業拆息計息，利率上限為8.5%(二零一三年：介乎7%至8.5%)，利率下限為2.5%(二零一三年：介乎2.5%至3.5%)。

於二零一四年及二零一三年，按人民幣表現票據為無抵押及依據該年期內人民幣表現以浮動回報率計算回報，回報率下限為每年0%(二零一三年：0%)。

於二零一三年，按美元表現票據為無抵押及依據該年期內人民幣表現以浮動回報率計算回報，回報率下限為每年0%。該等按美元表現票據已於年內全數出售。

Notes to the Consolidated Financial Statements

綜合財務報表附註

17 Financial assets at fair value through profit or loss (Continued)

- (b) During the year, the Group disposed of the investment products portfolio and recognised gain on disposal of HK\$1,446,000, which was included in other gains (Note 20).

Financial assets at fair value through profit or loss are denominated in the following currencies:

| | | Group 本集團 | |
|-----------|-----|----------------------------------|----------------------------------|
| | | 2014 二零一四年 HK\$'000 千港元 | 2013 二零一三年 HK\$'000 千港元 |
| US dollar | 美元 | 15,844 | 73,118 |
| RMB | 人民幣 | – | 16,053 |
| | | 15,844 | 89,171 |

Changes in fair values of financial assets at fair value through profit or loss are recorded in other gains, net, in the consolidated income statement (Note 25).

The fair values of the above investments are based on current bid prices in an active market.

18 Bank Deposits with Maturity over Three Months and Cash and Cash Equivalents

- (a) Bank deposits with maturity over three months

As at 31 March 2014, the Group had bank deposits with maturity over three months and less than one year of approximately HK\$31,010,000 (2013: HK\$31,076,000). The deposits were denominated in USD and bore average interest rate 0.35% (2013: 0.45%) per annum.

17 按公平值列入損益表之金融資產 (續)

- (b) 於本年度，本集團已出售該投資產品組合並確認出售收益1,446,000港元，並列入「其他收益」(附註20)。

按公平值列入損益表之金融資產等值按以下貨幣計價：

| | | Group 本集團 | |
|-----------|-----|----------------------------------|----------------------------------|
| | | 2014 二零一四年 HK\$'000 千港元 | 2013 二零一三年 HK\$'000 千港元 |
| US dollar | 美元 | 15,844 | 73,118 |
| RMB | 人民幣 | – | 16,053 |
| | | 15,844 | 89,171 |

按公平值列入損益表之金融資產的公平值的變動計入綜合損益表的其他淨收益內(附註25)。

以上投資的公平值是根據於活躍市場的現行賣出價計算。

18 超過三個月到期日的銀行存款以及現金及現金等值項目

- (a) 超過三個月到期日的銀行存款

於二零一四年三月三十一日，本集團有銀行存款存放超過三個月及低於一年到期日約31,010,000港元(二零一三年：31,076,000港元)。存款以美元為計價貨幣，平均年利率為0.35%(二零一三年：0.45%)。

Notes to the Consolidated Financial Statements

綜合財務報表附註

18 Bank Deposits with Maturity over Three Months and Cash and Cash Equivalents (Continued)

(b) Cash and cash equivalents

18 超過三個月到期日的銀行存款以及現金及現金等值項目(續)

(b) 現金及現金等值項目

| | | Group 本集團 | | Company 本公司 | |
|---------------------------------|------------|-----------------|-----------------|-----------------|-----------------|
| | | 2014 二零一四年 | 2013 二零一三年 | 2014 二零一四年 | 2013 二零一三年 |
| | | HK\$'000 千港元 | HK\$'000 千港元 | HK\$'000 千港元 | HK\$'000 千港元 |
| Cash at banks and on hand | 銀行及手頭現金 | 370,107 | 400,143 | 563 | 193 |
| Short-term bank deposits | 短期銀行存款 | 633,986 | 372,551 | – | – |
| | | 1,004,093 | 772,694 | 563 | 193 |
| Maximum exposure to credit risk | 信貸風險最大承擔數額 | 991,879 | 753,817 | 563 | 193 |

The effective interest rate on short-term bank deposits was 2.6% (2013: 2.9%) per annum. These deposits have an average maturity of 75 days (2013: 80 days).

短期銀行存款之實際年利率為2.6% (二零一三年：2.9%)，該等存款之平均到期日為75日 (二零一三年：80日)。

Cash and cash equivalents were denominated in the following currencies:

現金及現金等值項目包括以下貨幣：

| | | Group 本集團 | | Company 本公司 | |
|-----------------|------|-----------------|-----------------|-----------------|-----------------|
| | | 2014 二零一四年 | 2013 二零一三年 | 2014 二零一四年 | 2013 二零一三年 |
| | | HK\$'000 千港元 | HK\$'000 千港元 | HK\$'000 千港元 | HK\$'000 千港元 |
| HK dollar | 港元 | 421,365 | 270,862 | 563 | 193 |
| RMB | 人民幣 | 501,562 | 424,432 | – | – |
| US dollar | 美元 | 67,334 | 61,917 | – | – |
| Canadian dollar | 加拿大元 | 5,991 | 6,619 | – | – |
| Others | 其他 | 7,841 | 8,864 | – | – |
| | | 1,004,093 | 772,694 | 563 | 193 |

Notes to the Consolidated Financial Statements

綜合財務報表附註

18 Bank Deposits with Maturity over Three Months and Cash and Cash Equivalents (Continued)

(b) Cash and cash equivalents (Continued)

Certain of the Group's cash and bank balances of HK\$254,964,000 (2013: HK\$202,131,000) were denominated in RMB and were deposited with banks in the PRC. The conversion of these RMB denominated balances into foreign currencies and remittance of these deposits out of the PRC are subject to the rules and regulations of foreign exchange control promulgated by the PRC government.

19 Retirement Benefit Liabilities and Provision for Long Service Payments

18 超過三個月到期日的銀行存款以及現金及現金等值項目(續)

(b) 現金及現金等值項目(續)

本集團以人民幣計值的若干現金及現金等值項目 254,964,000 港元(二零一三年: 202,131,000 港元)存放於中國內地銀行。將該等以人民幣計算的結餘兌換為外幣及匯出中國內地須遵守中國政府頒佈的外匯管制規定及條例。

19 退休金福利負債及長期服務金撥備

| | | Group 本集團 | |
|--|---------------|-----------------|-----------------|
| | | 2014 二零一四年 | 2013 二零一三年 |
| | | HK\$'000 千港元 | HK\$'000 千港元 |
| Retirement benefit liabilities | 退休金福利負債 | | |
| Defined contribution schemes (Note a) | 界定供款計劃(附註 a) | (10,290) | (9,966) |
| Defined benefit scheme (Note b) | 界定福利計劃(附註 b) | (7,483) | (25,670) |
| Provision for long service payments (Note c) | 長期服務金撥備(附註 c) | (22,850) | (19,680) |

(a) Defined contribution schemes

The Group operates the Mandatory Provident Fund Scheme ("MPF scheme") under the Hong Kong Mandatory Provident Fund Schemes Ordinance for employees employed under the jurisdiction of the Hong Kong Employment Ordinance. The scheme is administered by an independent trustee.

(a) 界定供款計劃

本集團按香港強制性公積金計劃條例為香港僱傭條例司法權區內受僱之香港僱員提供強制性公積金計劃(「強積金計劃」)。該強積金計劃由獨立信託基金管理。

19 Retirement Benefit Liabilities and Provision for Long Service Payments (Continued)

(a) Defined contribution schemes (Continued)

Under the MPF scheme, each of the Group and the eligible employees makes monthly mandatory contributions to the scheme at 5% of the employees' relevant income as defined under the Mandatory Provident Fund Schemes Ordinance. The mandatory contributions by each party are subject to a maximum of HK\$1,250 per month. Contributions to the scheme vest immediately upon the completion of service in the relevant service period.

The Group also operates defined contribution schemes for its employees in the Mainland China, Canada and the United States of America. The Group is required to make contributions to the schemes at various applicable rates of monthly salary that are in accordance with the local practice and regulations.

As at 31 March 2014, the Group has defined contribution scheme payable of HK\$10,290,000 (2013: HK\$9,966,000), which was recorded in other creditors and accrued liabilities.

(b) Defined benefit scheme

The Group also operates a defined benefit scheme for its employees in Hong Kong. The benefit entitlement under the scheme is calculated based on the final salary of the staff and the length of service with the Group. The scheme assets are held independently of the Group's assets in separate trustee-administered funds.

The scheme is funded by contributions from the Group and the employees in accordance with qualified independent actuary's recommendation from time to time on the basis of periodic valuations.

19 退休金福利負債及長期服務金撥備(續)

(a) 界定供款計劃(續)

根據強積金計劃，本集團及其合資格僱員均須根據強制性公積金計劃條例之規定，每月按僱員有關收入(定義見強制性公積金計劃條例)之5%為強積金計劃供款。雙方的強制性供款上限為每月1,250港元。該計劃之供款於完成相關服務期間之服務後繳付。

本集團亦為中國內地、加拿大及美國僱員提供界定供款計劃。本集團須按當地慣例及規定，每月按薪金的不同適用比率向該計劃供款。

於二零一四年三月三十一日，本集團有界定供款計劃應付款項10,290,000港元(二零一三年：9,966,000港元)，包括在其他應付賬項及應計費用內。

(b) 界定福利計劃

本集團亦為香港僱員提供界定福利計劃。該計劃的福利權益按照僱員於本集團內之最終薪金及其服務年期計算。此等計劃之資產乃與獨立信託管理基金內之本集團資產分開持有。

此計劃由本集團與僱員按合資格獨立精算師基於定期估值不時提供之建議而作出之供款額進行供款。

Notes to the Consolidated Financial Statements

綜合財務報表附註

19 Retirement Benefit Liabilities and Provision for Long Service Payments (Continued)

(b) Defined benefit scheme (Continued)

Such defined benefit scheme obligation was valued by Mercer (Hong Kong) Limited, an independent qualified actuary, using the projected unit credit method.

The net liabilities recognised in the consolidated statement of financial position are determined as follows:

19 退休金福利負債及長期服務金撥備(續)

(b) 界定福利計劃(續)

此等界定福利計劃責任由獨立合資格精算師美世(香港)有限公司採用預計單位信貸記存法進行估值。

在綜合財務狀況表內確認之淨負債按下列方式釐定：

| | | Group 本集團 | |
|--|-----------------------|----------------------------------|----------------------------------|
| | | 2014 二零一四年 HK\$'000 千港元 | 2013 二零一三年 HK\$'000 千港元 |
| Present value of funded obligations | 注資責任之現值 | (153,199) | (171,881) |
| Fair value of plan assets | 計劃資產之公平值 | 145,716 | 146,211 |
| Net liabilities in the consolidated statement of financial position | 綜合財務狀況表內之淨負債 | (7,483) | (25,670) |
| Remeasurement on defined benefit – obligation excluding interest expense | 重新計量界定福利 – 責任(利息開支除外) | 15,267 | (17,244) |
| Remeasurement return on plan assets | 重新計量計劃資產之回報 | 4,478 | 5,594 |

Notes to the Consolidated Financial Statements

綜合財務報表附註

19 Retirement Benefit Liabilities and Provision for Long Service Payments (Continued)

(b) Defined benefit scheme (Continued)

The movements in the defined benefit obligation are as follows:

19 退休金福利負債及長期服務金撥備(續)

(b) 界定福利計劃(續)

界定福利責任的變動如下：

| | | Group 本集團 | |
|---|------------|----------------------------------|---|
| | | 2014 二零一四年 HK\$'000 千港元 | 2013 二零一三年 HK\$'000 千港元 (Restated) (經重列) |
| Beginning of the year | 年初結餘 | (171,881) | (157,612) |
| Current service cost | 現有服務成本 | (4,866) | (5,280) |
| Interest cost | 利息成本 | (1,534) | (1,522) |
| Employee contributions | 僱員供款 | (1,178) | (1,229) |
| Remeasurement on defined benefit scheme | 重新計量界定福利計劃 | 15,267 | (17,244) |
| Benefits paid | 已付福利 | 10,993 | 11,006 |
| End of the year | 年末結餘 | (153,199) | (171,881) |

Notes to the Consolidated Financial Statements

綜合財務報表附註

19 Retirement Benefit Liabilities and Provision for Long Service Payments (Continued)

(b) Defined benefit scheme (Continued)

The movements in the fair value of plan assets are as follows:

| | | Group 本集團 | |
|---|--------------|----------------------------------|---|
| | | 2014 二零一四年 HK\$'000 千港元 | 2013 二零一三年 HK\$'000 千港元 (Restated) (經重列) |
| Beginning of the year | 年初結餘 | 146,211 | 145,284 |
| Interest income | 利息收入 | 1,338 | 1,424 |
| Employee contributions | 僱員供款 | 1,178 | 1,229 |
| Employer contributions | 僱主供款 | 3,533 | 3,686 |
| Administrative expenses paid from plan assets | 就計劃資產支付之行政費用 | (29) | — |
| Remeasurement on return on plan assets | 重新計量計劃資產之回報 | 4,478 | 5,594 |
| Benefits paid | 已付福利 | (10,993) | (11,006) |
| End of the year | 年末結餘 | 145,716 | 146,211 |

Amounts recognised in the consolidated income statement are as follows:

| | | Group 本集團 | |
|---|---------------------------|----------------------------------|---|
| | | 2014 二零一四年 HK\$'000 千港元 | 2013 二零一三年 HK\$'000 千港元 (Restated) (經重列) |
| Current service cost | 現有服務成本 | 4,866 | 5,280 |
| Interest cost | 利息成本 | 1,534 | 1,522 |
| Interest income on plan assets | 計劃資產之利息收入 | (1,338) | (1,424) |
| Administrative expenses | 行政費用 | 29 | — |
| Total, included in employee benefit expenses (Note 32) | 總額，已包括在僱員福利費用內 (附註 32) | 5,091 | 5,378 |

19 退休金福利負債及長期服務金撥備(續)

(b) 界定福利計劃(續)

計劃資產的公平值變動如下：

| | | Group 本集團 | |
|---|--------------|----------------------------------|---|
| | | 2014 二零一四年 HK\$'000 千港元 | 2013 二零一三年 HK\$'000 千港元 (Restated) (經重列) |
| Beginning of the year | 年初結餘 | 146,211 | 145,284 |
| Interest income | 利息收入 | 1,338 | 1,424 |
| Employee contributions | 僱員供款 | 1,178 | 1,229 |
| Employer contributions | 僱主供款 | 3,533 | 3,686 |
| Administrative expenses paid from plan assets | 就計劃資產支付之行政費用 | (29) | — |
| Remeasurement on return on plan assets | 重新計量計劃資產之回報 | 4,478 | 5,594 |
| Benefits paid | 已付福利 | (10,993) | (11,006) |
| End of the year | 年末結餘 | 145,716 | 146,211 |

在綜合損益表內確認之金額如下：

| | | Group 本集團 | |
|---|---------------------------|----------------------------------|---|
| | | 2014 二零一四年 HK\$'000 千港元 | 2013 二零一三年 HK\$'000 千港元 (Restated) (經重列) |
| Current service cost | 現有服務成本 | 4,866 | 5,280 |
| Interest cost | 利息成本 | 1,534 | 1,522 |
| Interest income on plan assets | 計劃資產之利息收入 | (1,338) | (1,424) |
| Administrative expenses | 行政費用 | 29 | — |
| Total, included in employee benefit expenses (Note 32) | 總額，已包括在僱員福利費用內 (附註 32) | 5,091 | 5,378 |

Notes to the Consolidated Financial Statements

綜合財務報表附註

19 Retirement Benefit Liabilities and Provision for Long Service Payments (Continued)

(b) Defined benefit scheme (Continued)

Of the total amount debited to the consolidated income statement, approximately HK\$2,350,000 (2013: 2,409,000) and HK\$2,741,000 (2013: HK\$2,969,000) have been included in cost of sales and administrative expenses, respectively.

The principal actuarial assumptions used are as follows:

| | | 2014 二零一四年 | 2013 二零一三年 |
|--|------------|---------------|---------------|
| Discount rate | 貼現率 | 每年 2.25% p.a. | 每年 0.9% p.a. |
| Expected rate of future salary increases | 未來薪酬之預期增長率 | 每年 4.5% p.a. | 每年 4.5% p.a. |

The remeasurement of defined benefit obligation recognised in the consolidated statement of comprehensive income was a gain of HK\$19,745,000 (2013: loss of HK\$11,650,000).

The cumulative remeasurement of defined benefit obligation recognised in the consolidated statement of comprehensive income was a loss of HK\$24,751,000 (2013: loss of HK\$44,496,000).

The major categories of plan assets as a percentage of total plan assets are as follows:

| | | 2014 二零一四年 | 2013 二零一三年 |
|--------------------|------|---------------|---------------|
| Equity instruments | 證券工具 | 34.6% | 38.0% |
| Debt instruments | 債項工具 | 59.2% | 60.0% |
| Other assets | 其他資產 | 6.2% | 2.0% |

19 退休金福利負債及長期服務金撥備(續)

(b) 界定福利計劃(續)

在計入綜合損益表的總額中已包括銷售成本及行政費用分別約2,350,000港元(二零一三年: 2,409,000港元)及2,741,000港元(二零一三年: 2,969,000港元)。

所採用之主要精算假設如下:

| | | 2014 二零一四年 | 2013 二零一三年 |
|--|------------|---------------|---------------|
| Discount rate | 貼現率 | 每年 2.25% p.a. | 每年 0.9% p.a. |
| Expected rate of future salary increases | 未來薪酬之預期增長率 | 每年 4.5% p.a. | 每年 4.5% p.a. |

在綜合全面收入報表確認的界定福利責任之重新計量為溢利19,745,000港元(二零一三年: 虧損11,650,000港元)

在綜合全面收入報表確認的界定福利責任之累計重新計量為虧損24,751,000港元(二零一三年: 虧損44,496,000港元)

主要計劃資產種類佔總計劃資產百分比如下:

| | | 2014 二零一四年 | 2013 二零一三年 |
|--------------------|------|---------------|---------------|
| Equity instruments | 證券工具 | 34.6% | 38.0% |
| Debt instruments | 債項工具 | 59.2% | 60.0% |
| Other assets | 其他資產 | 6.2% | 2.0% |

Notes to the Consolidated Financial Statements

綜合財務報表附註

19 Retirement Benefit Liabilities and Provision for Long Service Payments (Continued)

(b) Defined benefit scheme (Continued)

The sensitivity of the defined benefit obligation (“DBO”) to changes in the assumption is:

| | | Impact on DBO 對界定福利責任的影響 | | |
|----------------------|-------|----------------------------------|-----------------------------------|-----------------------------------|
| | | Changes in assumption 假設變動 | Increase in assumption 假設增加 | Decrease in assumption 假設減少 |
| Discount rate | 貼現率 | 0.5% | Decreased by 3.1% 減少 3.1% | Increased by 3.3% 增加 3.3% |
| Salary increase rate | 薪酬增長率 | 0.5% | Increased by 3.2% 增加 3.2% | Decreased by 3.1% 減少 3.1% |

Expected contributions to the defined benefit scheme by the Group for the year ending 31 March 2015 are approximately HK\$3,301,000.

The weighted average duration of the defined benefit obligation is 7 years.

19 退休金福利負債及長期服務金撥備(續)

(b) 界定福利計劃(續)

界定福利責任對假設變動的敏感性為：

對於截至二零一五年三月三十一日止年度，就界定福利計劃的預期供款約為3,301,000港元。

界定福利責任的加權平均年期為7年。

Notes to the Consolidated Financial Statements

綜合財務報表附註

19 Retirement Benefit Liabilities and Provision for Long Service Payments (Continued)

(b) Defined benefit scheme (Continued)

Expected maturity analysis of defined benefit obligation on 31 March 2014:

| | Less than a year 一年以內 HK\$'000 千港元 | Between 1-2 years 一至兩年 HK\$'000 千港元 | Between 2-5 years 二至五年 HK\$'000 千港元 | Next 5 years 五年期以外 HK\$'000 千港元 |
|--|--|---|---|---|
| Defined benefit obligation 界定福利責任 | 7,369 | 21,329 | 40,807 | 53,700 |

Through its defined benefit obligations, the Group is exposed to a number of risks. The defined benefit scheme offers a defined benefit depending on members' length of service and their salary at the time of leaving the firm. Active members contribute 2.5% of their salary to the scheme, while the Company bears the remainder cost of funding the scheme. The scheme exposes the Company to actuarial risks such as interest rate risk, salary risk, and investment risk.

(c) Provision for long service payments

The Group provides long service payments for its employees in respect of long service payments on cessation of employment in certain circumstances under the Hong Kong Employment Ordinance.

Such provision for long service payment obligation was valued by Mercer (Hong Kong) Limited, an independent qualified actuary, using the projected unit credit method.

19 退休金福利負債及長期服務金撥備(續)

(b) 界定福利計劃(續)

於二零一四年三月三十一日對界定福利責任的預期到期日分析：

本集團透過界定福利責任面臨多項風險。界定福利計劃提供一項視乎成員服務年期及彼等於離職時的薪酬而定的界定福利。積極成員根據其薪酬的2.5%向計劃供款，而本公司則承擔該計劃的剩餘費用。該計劃使本公司面臨如利率風險、薪酬風險及投資風險等精算風險。

(c) 長期服務金撥備

本集團根據香港僱傭條例在若干情況下終止聘用員工而支付長期服務金予員工。

此等長期服務金撥備責任由獨立合資格專業精算師美世(香港)有限公司採用預計單位信貸記存法評估。

Notes to the Consolidated Financial Statements

綜合財務報表附註

- 19 Retirement Benefit Liabilities and Provision for Long Service Payments (Continued) 19 退休金福利負債及長期服務金撥備(續)
- (c) Provision for long service payments (Continued) (c) 長期服務金撥備(續)

The liability recognised in the consolidated statement of financial position is determined as follows:

在綜合財務狀況表內確認之負債如下：

| | | Group 本集團 | |
|---|-------------|----------------------------------|----------------------------------|
| | | 2014 二零一四年 HK\$'000 千港元 | 2013 二零一三年 HK\$'000 千港元 |
| Liability in the consolidated statement of financial position | 綜合財務狀況表內之負債 | 22,850 | 19,680 |
| Remeasurement on plan liabilities | 計劃負債之重新計量 | 3,893 | 10,982 |

Movements in the liability recognised in the consolidated statement of financial position are as follows:

在綜合財務狀況表內確認之負債變動如下：

| | | Group 本集團 | |
|---|--------------|----------------------------------|----------------------------------|
| | | 2014 二零一四年 HK\$'000 千港元 | 2013 二零一三年 HK\$'000 千港元 |
| Beginning of the year | 年初結餘 | 19,680 | 9,872 |
| Current service cost | 現有服務成本 | 2,695 | 255 |
| Interest cost | 利息成本 | 139 | 37 |
| Remeasurement of provision of long service payments | 長期服務金撥備之重新計量 | 3,893 | 10,982 |
| Benefits paid | 已付福利 | (3,557) | (1,466) |
| End of the year | 年末結餘 | 22,850 | 19,680 |

Notes to the Consolidated Financial Statements

綜合財務報表附註

19 Retirement Benefit Liabilities and Provision for Long Service Payments (Continued)

(c) Provision for long service payments (Continued)

Amounts recognised in the consolidated income statement are as follows:

| | | Group 本集團 | |
|---|---------------------------|----------------------------------|----------------------------------|
| | | 2014 二零一四年 HK\$'000 千港元 | 2013 二零一三年 HK\$'000 千港元 |
| Current service cost | 現有服務成本 | 2,695 | 255 |
| Interest cost | 利息成本 | 139 | 37 |
| Total, included in employee benefit expenses (Note 32) | 總額，已包括在僱員福利開支內 (附註 32) | 2,834 | 292 |

Of the total charge, approximately HK\$86,000 (2013: HK\$183,000) and HK\$2,748,000 (2013: HK\$109,000) have been included in cost of sales and administrative expenses, respectively.

The principal actuarial assumptions used are as follows:

| | | 2014 二零一四年 | 2013 二零一三年 |
|--|------------|---------------|---------------|
| Discount rate | 貼現率 | 每年 2.6% p.a. | 每年 0.4% p.a. |
| Expected rate of future salary increases | 未來薪酬之預期增長率 | 每年 4.5% p.a. | 每年 4.5% p.a. |

The remeasurement of provision of long service payments recognised in the consolidated statement of comprehensive income was a loss of HK\$3,893,000 (2013: loss of HK\$10,982,000).

The cumulative remeasurement of provision of long service payments recognised in the consolidated statement of comprehensive income was HK\$17,503,000 (2013: HK\$13,610,000).

19 退休金福利負債及長期服務金撥備(續)

(c) 長期服務金撥備(續)

在綜合損益表確認之金額如下：

| | | Group 本集團 | |
|---|---------------------------|----------------------------------|----------------------------------|
| | | 2014 二零一四年 HK\$'000 千港元 | 2013 二零一三年 HK\$'000 千港元 |
| Current service cost | 現有服務成本 | 2,695 | 255 |
| Interest cost | 利息成本 | 139 | 37 |
| Total, included in employee benefit expenses (Note 32) | 總額，已包括在僱員福利開支內 (附註 32) | 2,834 | 292 |

總支出中已包括銷售成本及行政費用分別約 86,000 港元(二零一三年：183,000 港元)及 2,748,000 港元(二零一三年：109,000 港元)。

所採用之主要精算假設如下：

| | | 2014 二零一四年 | 2013 二零一三年 |
|--|------------|---------------|---------------|
| Discount rate | 貼現率 | 每年 2.6% p.a. | 每年 0.4% p.a. |
| Expected rate of future salary increases | 未來薪酬之預期增長率 | 每年 4.5% p.a. | 每年 4.5% p.a. |

在綜合全面收入報表內確認的長期服務金撥備之重新計量為虧損 3,893,000 港元(二零一三年：虧損 10,982,000 港元)。

在綜合全面收入報表內確認的長期服務金撥備之累計重新計量為 17,503,000 港元(二零一三年：13,610,000 港元)。

Notes to the Consolidated Financial Statements

綜合財務報表附註

19 Retirement Benefit Liabilities and Provision for Long Service Payments (Continued)

(c) Provision for long service payments (Continued)

Expected contributions to the long service payment obligation by the Group for the year ending 31 March 2015 after the offset the accrued MPF account balance is approximately HK\$1,550,000.

The weighted average duration of the long service payment obligation is 6.6 years.

Expected maturity analysis of defined benefit obligation on 31 March 2014:

| | Less than a year 一年內 HK\$'000 千港元 | Between 1-2 years 一至兩年 HK\$'000 千港元 | Between 2-5 years 兩至五年 HK\$'000 千港元 | Next 5 years 五年期以外 HK\$'000 千港元 |
|---|---|---|---|---|
| Long Service Payment obligation 長期服務金責任 | 1,550 | 2,745 | 7,156 | 8,087 |

The long service payment obligation arises as per Hong Kong Employment Ordinance to the extent that the long service payment obligation exceeds the employer balance in the Hong Kong mandatory defined contribution plan. It exposes the Company to actuarial risks such as interest rate risk, salary risk and the investment risk of the Company's MPF scheme's constituent funds.

19 退休金福利負債及長期服務金撥備(續)

(c) 長期服務金撥備(續)

於抵銷應計強積金賬戶結餘後，本集團於截至二零一五年三月三十一日止年度預期將予支付之長期服務金責任供款約為1,550,000港元。

長期服務金責任之加權平均年期為6.6年。

於二零一四年三月三十一日之界定福利責任之預期到期日分析：

根據香港僱傭條例，倘長期服務金責任超過香港強制性界定供款計劃之僱主結餘，則產生長期服務金責任。本公司須因此承受利率風險、薪金風險及本公司強積金計劃成分基金投資風險等精算風險。

Notes to the Consolidated Financial Statements

綜合財務報表附註

20 Deferred Income Tax

Deferred income tax assets and liabilities are offset when there is a legally enforceable right to set off current tax assets against tax liabilities and when the deferred income taxes relate to the same fiscal authority. The following amounts, determined after appropriate offsetting, are shown on the consolidated statement of financial position:

| | | Group 本集團 | |
|---|------------------|----------------------------------|----------------------------------|
| | | 2014 二零一四年 HK\$'000 千港元 | 2013 二零一三年 HK\$'000 千港元 |
| Deferred income tax assets to be recovered after 12 months | 將於12個月後收回的遞延稅項資產 | 26,562 | 24,320 |
| Deferred income tax liabilities to be settled after 12 months | 將於12個月後償付的遞延稅項負債 | (30,458) | (31,616) |
| | | (3,896) | (7,296) |

Movements in net deferred income tax liabilities are as follows:

淨遞延稅項負債之變動如下：

| | | Group 本集團 | |
|---|-------------------------|----------------------------------|----------------------------------|
| | | 2014 二零一四年 HK\$'000 千港元 | 2013 二零一三年 HK\$'000 千港元 |
| Beginning of the year | 年初結餘 | 7,296 | 15,133 |
| Deferred taxation credited to the consolidated income statement (Note 28) | 在綜合損益表扣除之遞延稅項 (附註28) | (3,510) | (6,948) |
| Exchange differences | 匯兌差額 | 110 | (889) |
| End of the year | 年末結餘 | 3,896 | 7,296 |

Notes to the Consolidated Financial Statements

綜合財務報表附註

20 Deferred Income Tax (Continued)

The movements in deferred income tax assets and liabilities of the Group (prior to offsetting of balances within the same taxation jurisdiction) during the year are as follows:

Deferred income tax assets:

| | | Group 本集團 | | | | | | | |
|---|--------------------|---|----------------------------------|----------------------------------|----------------------------------|----------------------------------|----------------------------------|----------------------------------|----------------------------------|
| | | Decelerated tax depreciation 減速稅項折舊 | | Tax losses 稅損 | | Provision and others 撥備及其他 | | Total 總額 | |
| | | 2014 二零一四年 HK\$'000 千港元 | 2013 二零一三年 HK\$'000 千港元 | 2014 二零一四年 HK\$'000 千港元 | 2013 二零一三年 HK\$'000 千港元 | 2014 二零一四年 HK\$'000 千港元 | 2013 二零一三年 HK\$'000 千港元 | 2014 二零一四年 HK\$'000 千港元 | 2013 二零一三年 HK\$'000 千港元 |
| Beginning of the year | 年初結餘 | 13,629 | 10,626 | 11,270 | 7,142 | 3,929 | 2,832 | 28,828 | 20,600 |
| Credited/(charged) to the consolidated income statement | 在綜合損益表內 計入/(扣除) | 4,789 | 3,003 | 24,370 | 4,176 | (3,929) | 1,097 | 25,230 | 8,276 |
| Exchange differences | 匯兌差額 | – | – | 714 | (48) | – | – | 714 | (48) |
| End of the year | 年末結餘 | 18,418 | 13,629 | 36,354 | 11,270 | – | 3,929 | 54,772 | 28,828 |

20 遞延稅項(續)

本集團之年內遞延稅項資產及負債之變動(與同一徵稅地區之結餘抵銷前)如下:

遞延稅項資產:

Notes to the Consolidated Financial Statements

綜合財務報表附註

20 Deferred Income Tax (Continued)

Deferred income tax liabilities:

| | | Accelerated tax depreciation 加速稅項折舊 | | Intangible assets 無形資產 | | Total 總額 | |
|---|--------------------|---|--------------------------|---------------------------|--------------------------|--------------------------|--------------------------|
| | | 2014 | 2013 | 2014 | 2013 | 2014 | 2013 |
| | | 二零一四年 HK\$'000 千港元 | 二零一三年 HK\$'000 千港元 | 二零一四年 HK\$'000 千港元 | 二零一三年 HK\$'000 千港元 | 二零一四年 HK\$'000 千港元 | 二零一三年 HK\$'000 千港元 |
| Beginning of the year | 年初結餘 | 17,624 | 12,350 | 18,500 | 23,383 | 36,124 | 35,733 |
| Charged/(credited) to the consolidated income statement | 在綜合損益表內 扣除/(計入) | 24,853 | 5,274 | (3,133) | (3,946) | 21,720 | 1,328 |
| Exchange differences | 匯兌差額 | - | - | 824 | (937) | 824 | (937) |
| End of the year | 年末結餘 | 42,477 | 17,624 | 16,191 | 18,500 | 58,668 | 36,124 |

Deferred income tax assets are recognised for tax losses carrying forwards to the extent that realisation of the related tax benefits through the future taxable profits is probable. As at 31 March 2014, the Group did not recognise deferred income tax assets in respect of losses of approximately HK\$435,210,000 (2013: HK\$311,692,000). Tax losses amounting to approximately HK\$231,030,000 (2013: HK\$220,701,000) and HK\$97,749,000 (2013: HK\$52,815,000) will be expired up to year 2034 and 2018 respectively, while the remaining balance can be carried forward indefinitely.

Deferred income tax liabilities have not been recognised for withholding tax that would be payable on the distributable retained profits amounting to HK\$225,658,000 (2013: HK\$197,438,000) of the Company's subsidiaries in the Mainland China earned after 1 January, 2008. Such amounts are not currently intended to be distributed to the group companies outside of the Mainland China.

20 遞延稅項(續)

遞延稅項負債：

遞延稅項資產乃因應相關稅務利益可透過未來應課稅溢利變現而就所結轉之稅損作確認。於二零一四年三月三十一日，本集團並無就虧損約435,210,000港元(二零一三年：311,692,000港元)確認遞延稅項資產。其中約231,030,000港元(二零一三年：220,701,000港元)及97,749,000港元(二零一三年：52,815,000港元)稅損分別於二零三四年及二零一八年屆滿，結餘的屆滿期則不等。

本公司於中國內地的附屬公司所賺取的二零零八年一月一日後可分配實繳盈餘合共225,658,000港元(二零一三年：197,438,000港元)應付的預扣稅，並未於遞延稅項負債中確認。該項目暫未決定分配給中國內地以外的集團公司。

Notes to the Consolidated Financial Statements

綜合財務報表附註

21 Trade Payables

The ageing analysis of trade payables is as follows:

| | | Group 本集團 | |
|--------------|---------|----------------------------------|----------------------------------|
| | | 2014 二零一四年 HK\$'000 千港元 | 2013 二零一三年 HK\$'000 千港元 |
| 0-30 days | 零至三十日 | 193,884 | 172,078 |
| 31-60 days | 三十一至六十日 | 8,590 | 3,079 |
| 61-90 days | 六十一至九十日 | 1,125 | 1,163 |
| Over 90 days | 超過九十日 | 5,245 | 2,783 |
| | | 208,844 | 179,103 |

The carrying amounts of trade payables are denominated in the following currencies:

| | | Group 本集團 | |
|-----------------|------|----------------------------------|----------------------------------|
| | | 2014 二零一四年 HK\$'000 千港元 | 2013 二零一三年 HK\$'000 千港元 |
| HK dollar | 港元 | 154,445 | 137,541 |
| RMB | 人民幣 | 51,211 | 36,118 |
| Canadian dollar | 加拿大元 | 3,188 | 5,444 |
| | | 208,844 | 179,103 |

The carrying amounts of trade payables approximate their fair values due to their short term maturities.

21 營業應付賬項

營業應付賬項的賬齡分析如下：

| | | Group 本集團 | |
|--------------|---------|----------------------------------|----------------------------------|
| | | 2014 二零一四年 HK\$'000 千港元 | 2013 二零一三年 HK\$'000 千港元 |
| 0-30 days | 零至三十日 | 193,884 | 172,078 |
| 31-60 days | 三十一至六十日 | 8,590 | 3,079 |
| 61-90 days | 六十一至九十日 | 1,125 | 1,163 |
| Over 90 days | 超過九十日 | 5,245 | 2,783 |
| | | 208,844 | 179,103 |

營業應付賬項的賬面值包括以下貨幣：

| | | Group 本集團 | |
|-----------------|------|----------------------------------|----------------------------------|
| | | 2014 二零一四年 HK\$'000 千港元 | 2013 二零一三年 HK\$'000 千港元 |
| HK dollar | 港元 | 154,445 | 137,541 |
| RMB | 人民幣 | 51,211 | 36,118 |
| Canadian dollar | 加拿大元 | 3,188 | 5,444 |
| | | 208,844 | 179,103 |

由於還款期限較短，營業應付賬項的賬面值約相等於其公平值。

Notes to the Consolidated Financial Statements

綜合財務報表附註

22 Share Capital

22 股本

Group and Company 本集團及本公司

| | 2014 二零一四年 | | 2013 二零一三年 | |
|--|--|---|--|---|
| | Number of share 股份數目 '000 千股 | Nominal value 面值 HK\$'000 千港元 | Number of share 股份數目 '000 千股 | Nominal value 面值 HK\$'000 千港元 |
| Authorised: | 法定股本： | | | |
| Ordinary shares of HK\$0.10 each | 普通股每股面值 0.10 港元 | | | |
| Beginning and end of the year | 年初與年末結餘 | | | |
| | 1,000,000 | 100,000 | 1,000,000 | 100,000 |
| Issued and fully paid: | 已發行及繳足股本： | | | |
| Beginning of the year | 年初結餘 | | | |
| Shares issued under share option scheme (Note 34) | 根據特權認股計劃發行 股份(附註34) | | | |
| | 574,067 | 57,407 | 569,557 | 56,956 |
| | 3,232 | 323 | 4,510 | 451 |
| End of the year | 年末結餘 | | | |
| | 577,299 | 57,730 | 574,067 | 57,407 |

During the year, 3,231,500 shares (2013: 4,510,000 shares) of HK\$0.10 each were issued pursuant to the share option schemes of the Company at average exercise price of approximately HK\$13.76 (2013: HK\$13.69). Total proceed less expenses amounting to HK\$43,506,000 (2013: HK\$61,758,000) was used to provide the Group with working capital.

年內，有3,231,500股(二零一三年：4,510,000股)面值每股為0.10港元約以13.76港元(二零一三年：13.69港元)平均行使價按本公司之特權認股計劃發行。其發行收益減支出費用合共43,506,000港元(二零一三年：61,758,000港元)用於集團流動資金。

Notes to the Consolidated Financial Statements

綜合財務報表附註

23 Reserves (a) The Group

23 儲備 (a) 本集團

| | | Share premium | Capital redemption reserve | Exchange translation reserve | Capital reserve | Investment reserve | Share- based compen- sation reserve | Statutory reserves | Contributed surplus | Revaluation reserve | Retained earnings | Total |
|---|--------------------------------------|------------------|----------------------------------|------------------------------------|--------------------|-----------------------|---|-----------------------|------------------------|------------------------|----------------------|-----------|
| | | 股份溢價 | 資本贖回 儲備 | 外幣折算 儲備 | 資本儲備 | 投資儲備 | 以股份支付 的酬金儲備 | 法定儲備 (附註i) | 實繳盈餘 | 估值儲備 | 保留溢利 | 總額 |
| | | HK\$'000 | HK\$'000 | HK\$'000 | HK\$'000 | HK\$'000 | HK\$'000 | HK\$'000 | HK\$'000 | HK\$'000 | HK\$'000 | HK\$'000 |
| | | 千港元 | 千港元 | 千港元 | 千港元 | 千港元 | 千港元 | 千港元 | 千港元 | 千港元 | 千港元 | 千港元 |
| Balance as at 1 April 2013 | 於二零一三年 四月一日結餘 | 415,093 | 152,034 | 108,680 | 21,079 | 350,698 | 31,423 | – | 85,197 | 180 | 2,327,583 | 3,491,967 |
| Proceeds from shares issued | 發行股份收益 | 43,183 | – | – | – | – | – | – | – | – | – | 43,183 |
| Changes in fair value for available-for-sale financial assets | 可供出售金融資產 之公平值變動 | – | – | – | – | 71,438 | – | – | – | – | – | 71,438 |
| Reserve released upon disposal of available-for-sale financial assets | 因出售可供出售 金融資產所釋出 的儲備 | – | – | – | – | (3) | – | – | – | – | – | (3) |
| Remeasurement of retirement benefit obligation | 退休福利責任之 重新計量 | – | – | – | – | – | – | – | – | – | 15,852 | 15,852 |
| Employee share option scheme – value of employee services | 僱員特權認股計劃 – 僱員服務價值 | – | – | – | – | – | 2,140 | – | – | – | – | 2,140 |
| Release of share-based compensation reserve to share premium upon exercise of share options | 因行使認股特權 由以股份支付 的酬金儲備 轉入股份溢價 | 8,077 | – | – | – | – | (8,077) | – | – | – | – | – |
| Transfer upon lapse of share options | 認股特權期滿 轉移 | – | – | – | – | – | (52) | – | – | – | 52 | – |
| Transfer to statutory reserves | 轉入法定儲備 | – | – | – | – | – | – | 21,494 | – | – | (21,494) | – |
| Reserve released upon disposal of investment in an associate | 因出售於聯營公司之 投資所釋出的儲備 | – | – | (2,763) | – | – | – | – | – | – | – | (2,763) |
| Exchange differences arising from translation of foreign subsidiaries, associates and a joint venture | 轉換海外附屬公司、 聯營公司及合營 公司之匯兌差額 | – | – | (13,015) | – | – | – | – | – | – | – | (13,015) |
| Profit attributable to equity holders of the Company | 本公司股權持有人 應佔溢利 | – | – | – | – | – | – | – | – | – | 581,196 | 581,196 |
| Dividends | 股息 | – | – | – | – | – | – | – | – | – | (518,325) | (518,325) |
| Balance as at 31 March 2014 | 於二零一四年 三月三十一日結餘 | 466,353 | 152,034 | 92,902 | 21,079 | 422,133 | 25,434 | 21,494 | 85,197 | 180 | 2,384,864 | 3,671,670 |

Notes to the Consolidated Financial Statements

綜合財務報表附註

23 Reserves (Continued)

(a) The Group (Continued)

23 儲備(續)

(a) 本集團(續)

| | | Share premium | Capital redemption reserve | Exchange translation reserve | Capital reserve | Investment reserve | Share- based compen- sation reserve | Contributed surplus | Revaluation reserve | Retained earnings | Total |
|---|--------------------------------------|------------------|----------------------------------|------------------------------------|--------------------|-----------------------|---|------------------------|------------------------|----------------------|-----------|
| | | HK\$'000 | HK\$'000 | HK\$'000 | HK\$'000 | HK\$'000 | HK\$'000 | HK\$'000 | HK\$'000 | HK\$'000 | HK\$'000 |
| | | 千港元 | 千港元 | 千港元 | 千港元 | 千港元 | 千港元 | 千港元 | 千港元 | 千港元 | 千港元 |
| Balance as at 1 April 2012 | 於二零一二年 四月一日結餘 | 341,876 | 152,034 | 103,222 | 21,079 | 312,630 | 41,195 | 85,197 | 180 | 2,163,442 | 3,220,855 |
| Proceeds from shares issued | 發行股份收益 | 61,307 | - | - | - | - | - | - | - | - | 61,307 |
| Changes in fair value for available-for-sale financial assets | 可供出售金融資產 之公平值變動 | - | - | - | - | 38,649 | - | - | - | - | 38,649 |
| Reserve released upon disposal of available-for-sale financial assets | 因出售可供出售 金融資產所釋出 的儲備 | - | - | - | - | (581) | - | - | - | - | (581) |
| Remeasurement of retirement benefit obligation (restated) | 退休福利責任之 重新計量(重列) | - | - | - | - | - | - | - | - | (22,632) | (22,632) |
| Employee share option scheme – value of employee services | 僱員特權認股計劃 – 僱員服務價值 | - | - | - | - | - | 3,722 | - | - | - | 3,722 |
| Release of share-based compensation reserve to share premium upon exercise of share options | 因行使認股特權 由以股份支付 的酬金儲備 轉入股份溢價 | 11,910 | - | - | - | - | (11,910) | - | - | - | - |
| Transfer upon lapse of share options | 認股特權期滿 轉移 | - | - | - | - | - | (1,584) | - | - | 1,584 | - |
| Exchange differences arising from translation of foreign subsidiaries, associates and a joint venture | 轉換海外附屬公司、 聯營公司及合營 公司之匯兌差額 | - | - | 5,458 | - | - | - | - | - | - | 5,458 |
| Profit attributable to equity holders of the Company (restated) | 本公司股權持有人 應佔溢利(重列) | - | - | - | - | - | - | - | - | 539,963 | 539,963 |
| Dividends | 股息 | - | - | - | - | - | - | - | - | (354,774) | (354,774) |
| Balance as at 31 March 2013 | 於二零一三年 三月三十一日結餘 | 415,093 | 152,034 | 108,680 | 21,079 | 350,698 | 31,423 | 85,197 | 180 | 2,327,583 | 3,491,967 |

(i) Under the relevant PRC laws and regulations, PRC companies are required to allocate 10% of the companies' net profit to the fund until such fund reaches 50% of the companies' registered capital. The statutory reserve fund can be utilised, upon approval by the relevant authorities, to offset against accumulated losses or to increase registered capital of the companies, provided that such fund is maintained at a minimum of 25% of the companies' registered capital.

(i) 根據中國有關法律及規例，中國公司須將公司淨溢利之10% 分配至該儲備金，直至該儲備金達致公司註冊資本之50% 為止。法定儲備金經有關當局批准後可用於抵銷累計虧損或增加公司之註冊資本，惟該儲備金最低須維持於公司註冊資本之25% 水平。

Notes to the Consolidated Financial Statements

綜合財務報表附註

23 Reserves (Continued)

(b) The Company

23 儲備(續)

(b) 本公司

| | | Share premium 股份溢價 HK\$'000 千港元 | Capital redemption reserve 資本贖回 儲備 HK\$'000 千港元 | Share- based compen- sation reserve 以股份支付 的酬金儲備 HK\$'000 千港元 | Contributed surplus 實繳盈餘 (note i) (附註i) HK\$'000 千港元 | Retained earnings 保留溢利 HK\$'000 千港元 | Total 總額 HK\$'000 千港元 |
|--|----------------------------------|---|---|--|--|---|--------------------------------|
| Balance as at 1 April 2012 | 於二零一二年 四月一日結餘 | 341,876 | 152,034 | 41,195 | 94,467 | 444,879 | 1,074,451 |
| Proceeds from shares issued | 發行股份收益 | 61,307 | – | – | – | – | 61,307 |
| Employee share option scheme – value of employee services | 僱員特權認股計劃 – 僱員服務價值 | – | – | 3,722 | – | – | 3,722 |
| Release of share-based compensation reserve to share premium upon exercise of share options | 因行使認股特權由以 股份支付的酬金儲備 轉入股份溢價 | 11,910 | – | (11,910) | – | – | – |
| Transfer upon lapse of share options | 認股特權期滿轉移 | – | – | (1,584) | – | 1,584 | – |
| Profit attributable to equity holders of the Company | 本公司股權持有人 應佔溢利 | – | – | – | – | 499,951 | 499,951 |
| Dividends | 股息 | – | – | – | – | (354,774) | (354,774) |
| Balance as at 31 March 2013 | 於二零一三年 三月三十一日結餘 | 415,093 | 152,034 | 31,423 | 94,467 | 591,640 | 1,284,657 |
| Balance as at 1 April 2013 | 於二零一三年 四月一日結餘 | 415,093 | 152,034 | 31,423 | 94,467 | 591,640 | 1,284,657 |
| Proceeds from shares issued | 發行股份收益 | 43,183 | – | – | – | – | 43,183 |
| Employee share option scheme – value of employee services | 僱員特權認股計劃 – 僱員服務價值 | – | – | 2,140 | – | – | 2,140 |
| Release of share-based compensation reserve to share premium upon exercise of share options | 因行使認股特權由以 股份支付的酬金儲備 轉入股份溢價 | 8,077 | – | (8,077) | – | – | – |
| Transfer upon lapse of share options | 認股特權期滿轉移 | – | – | (52) | – | 52 | – |
| Profit attributable to equity holders of the Company | 本公司股權持有人 應佔溢利 | – | – | – | – | 500,000 | 500,000 |
| Dividends | 股息 | – | – | – | – | (518,325) | (518,325) |
| Balance as at 31 March 2014 | 於二零一四年 三月三十一日結餘 | 466,353 | 152,034 | 25,434 | 94,467 | 573,367 | 1,311,655 |

Notes to the Consolidated Financial Statements

綜合財務報表附註

23 Reserves (Continued)

(b) The Company (Continued)

- (i) Contributed surplus mainly arose from the group reorganisation made in prior year and represented the difference between the value of investment in a subsidiary acquired by the Company and the nominal value of the Company's shares issued in exchange thereon. Under the Companies Act of Bermuda, contributed surplus is distributable to shareholders, subject to the condition that the Company cannot declare or pay a dividend, or make a distribution out of contributed surplus if (i) it is, or would after the payment be, unable to pay its liabilities as they become due or (ii) the realisable value of its assets would thereby be less than the aggregate of its liabilities and its issued share capital and share premium account.

23 儲備(續)

(b) 本公司(續)

- (i) 實繳盈餘主要為本集團於上年度的重組而產生，呈報金額乃本公司以股本互換方式購入附屬公司股份的價值與本公司所發行的股份面值的差額所致。根據百慕達公司法，實繳盈餘可分配予股東，惟如(i)分配後無力償還到期債務或(ii)其資產的可變現價值將因此而低於其負債以及其已發行股本及股份溢價賬之總額，本公司則不可以由實繳盈餘中宣派或派發股息或分派。

24 Revenue

24 收益

| | | 2014 二零一四年 HK\$'000 千港元 | 2013 二零一三年 HK\$'000 千港元 |
|-----------------------------------|----------|----------------------------------|----------------------------------|
| Sales of food and beverages | 出售食物及飲品 | 6,859,106 | 6,265,645 |
| Rental income | 租金收入 | 36,450 | 32,900 |
| Royalty income | 特許權收入 | 33,738 | 36,699 |
| Management and service fee income | 管理及服務費收入 | 8,440 | 7,457 |
| Franchise income | 專利權收入 | 2,569 | 3,772 |
| Sundry income | 雜項收入 | 50,160 | 47,616 |
| | | 6,990,463 | 6,394,089 |

Notes to the Consolidated Financial Statements

綜合財務報表附註

25 Other Gains, Net

25 其他淨收益

| | | 2014 | 2013 |
|--|--------------------------|----------|----------|
| | | 二零一四年 | 二零一三年 |
| | | HK\$'000 | HK\$'000 |
| | | 千港元 | 千港元 |
| Fair value gain on financial assets at fair value through profit or loss | 按公平值列入損益表之金融資產 的公平值收益 | 1,645 | 3,376 |
| Gain on disposal of financial assets at fair value through profit or loss | 出售按公平值列入損益表之 金融資產收益 | 1,330 | 269 |
| Gain on disposal of available-for-sale financial assets | 出售可供出售金融資產收益 | 3 | 920 |
| Dividend income from listed investments | 上市投資股息收入 | 13,267 | 13,213 |
| Fair value gains on investment properties | 投資物業的公平值收益 | 54,600 | 58,800 |
| (Loss)/gain on disposal of property, plant and equipment, net | 出售物業、廠房及設備淨(虧損)/收益 | (9,805) | 41,825 |
| Impairment loss of a joint venture | 合營公司之減值虧損 | - | (3,700) |
| Impairment loss of property, plant and equipment | 物業、廠房及設備之減值虧損 | (2,784) | (9,203) |
| Impairment loss of goodwill | 商譽之減值虧損 | (45,979) | (48,232) |
| Gain on disposal of an associate (Note 11) | 出售聯營公司收益(附註11) | 7,053 | 4,051 |
| Loss of disposal of a joint venture (Note 12) | 出售合營公司虧損(附註12) | (231) | - |
| | | 19,099 | 61,319 |

Notes to the Consolidated Financial Statements

綜合財務報表附註

26 Expenses by Nature

Expenses included in cost of sales and administrative expenses are analysed as follows:

26 按性質分類的費用

包括在銷售成本及行政費用的費用分析如下：

| | | 2014 二零一四年 HK\$'000 千港元 | 2013 二零一三年 HK\$'000 千港元 (Restated) (重列) |
|---|--|----------------------------------|--|
| Cost of raw materials and consumables used | 原材料及耗材的使用成本 | 2,273,687 | 2,090,196 |
| Amortisation of leasehold land and land use rights | 租賃土地及土地使用權之攤銷 | 3,017 | 3,014 |
| Amortisation of intangible assets | 無形資產攤銷 | 8,730 | 9,742 |
| Depreciation of property, plant and equipment | 物業、廠房及設備之折舊 | 262,055 | 243,837 |
| Operating lease rentals in respect of rented premises (including contingent rentals of HK\$52,220,000 (2013: HK\$43,100,000)) | 租賃物業之經營租賃租金 (包括或然租金 52,220,000 港元 (二零一三年：43,100,000 港元)) | 759,569 | 709,485 |
| Exchange gains, net | 匯兌收益，淨額 | (985) | (4,191) |
| Employee benefit expense (Note 32) | 僱員福利開支(附註32) | 1,862,229 | 1,693,371 |
| Auditor's remuneration | 核數師酬金 | 5,591 | 5,109 |
| Electricity, water and gas | 電費、水費及煤氣費 | 400,472 | 375,042 |
| Advertising and promotion expenses | 市場及推廣支出 | 86,052 | 82,231 |
| Provision for impairment of trade receivables | 營業應收賬項的減值撥備 | - | 55 |
| Other expenses | 其他費用 | 669,632 | 607,008 |
| | | 6,330,049 | 5,814,899 |
| Representing: | 代表： | | |
| Cost of sales | 銷售成本 | 5,971,366 | 5,485,896 |
| Administrative expenses | 行政費用 | 358,683 | 329,003 |
| | | 6,330,049 | 5,814,899 |

27 Finance Income

27 財務收入

| | | 2014 二零一四年 HK\$'000 千港元 | 2013 二零一三年 HK\$'000 千港元 |
|-----------------|------|----------------------------------|----------------------------------|
| Interest income | 利息收入 | 12,989 | 10,966 |

28 Income Tax Expense

The Company is exempted from taxation in Bermuda until 2016. Hong Kong profits tax has been provided for at the rate of 16.5% (2013: 16.5%) on the estimated assessable profit for the year. Taxation on overseas profits has been calculated on the estimated assessable profit for the year at the rates of taxation prevailing in the countries in which the Group operates.

The amount of taxation charged to the consolidated income statement represents:

| | | 2014 二零一四年 HK\$'000 千港元 | 2013 二零一三年 HK\$'000 千港元 |
|---|----------------------------|----------------------------------|----------------------------------|
| Current income tax: | 即期稅項： | | |
| – Hong Kong profits tax | – 香港利得稅 | 100,446 | 99,113 |
| – Overseas taxation | – 海外稅項 | 13,558 | 12,562 |
| Deferred income tax relating to the origination and reversal of temporary differences (Note 20) | 暫時差異產生及轉回涉及的遞延稅項 (附註20) | (3,510) | (6,948) |
| Over-provision in prior years | 過往年度撥備過度 | (3,817) | (4,445) |
| | | 106,677 | 100,282 |

The taxation on the Group's profit before income tax differs from the theoretical amount that would arise using the taxation rate of Hong Kong as follows:

| | | 2014 二零一四年 HK\$'000 千港元 | 2013 二零一三年 HK\$'000 千港元 |
|---|----------------------------------|----------------------------------|----------------------------------|
| Profit before income tax | 除稅前溢利 | 688,757 | 641,245 |
| Calculated at a taxation rate of 16.5% (2013: 16.5%) | 按稅率 16.5% (二零一三年：16.5%) 計算的稅項 | 113,645 | 105,805 |
| Effect of different taxation rates in other countries | 其他國家不同稅率之影響 | (2,757) | 1,702 |
| Income not subject to taxation | 無須課稅之收入 | (26,175) | (26,182) |
| Expenses not deductible for taxation purposes | 不可扣稅的費用 | 17,135 | 18,813 |
| Recognition of previously unrecognised temporary difference | 確認早前未被確認之暫時差異 | (2,504) | (5,223) |
| Tax losses not recognised | 未確認之稅損 | 11,397 | 10,306 |
| Over-provision in prior years | 過往年度撥備過度 | (3,817) | (4,445) |
| Others | 其他 | (247) | (494) |
| Taxation charge | 稅項支出 | 106,677 | 100,282 |

28 所得稅費用

本公司於百慕達獲豁免徵稅至二零一六年。香港利得稅乃按照年內估計應課稅溢利依稅率16.5% (二零一三年：16.5%) 提撥準備。海外溢利之稅款，則按照年內估計應課稅溢利依本集團經營業務地區之現行稅率計算。

於綜合損益表內計入之稅項包括：

| | 2014 二零一四年 HK\$'000 千港元 | 2013 二零一三年 HK\$'000 千港元 |
|---|----------------------------------|----------------------------------|
| Current income tax: | | |
| – Hong Kong profits tax | 100,446 | 99,113 |
| – Overseas taxation | 13,558 | 12,562 |
| Deferred income tax relating to the origination and reversal of temporary differences (Note 20) | (3,510) | (6,948) |
| Over-provision in prior years | (3,817) | (4,445) |
| | 106,677 | 100,282 |

本集團有關除稅前溢利之稅項與假若採用香港之稅率而計算之理論稅額之差額如下：

| | 2014 二零一四年 HK\$'000 千港元 | 2013 二零一三年 HK\$'000 千港元 |
|---|----------------------------------|----------------------------------|
| Profit before income tax | 688,757 | 641,245 |
| Calculated at a taxation rate of 16.5% (2013: 16.5%) | 113,645 | 105,805 |
| Effect of different taxation rates in other countries | (2,757) | 1,702 |
| Income not subject to taxation | (26,175) | (26,182) |
| Expenses not deductible for taxation purposes | 17,135 | 18,813 |
| Recognition of previously unrecognised temporary difference | (2,504) | (5,223) |
| Tax losses not recognised | 11,397 | 10,306 |
| Over-provision in prior years | (3,817) | (4,445) |
| Others | (247) | (494) |
| Taxation charge | 106,677 | 100,282 |

Notes to the Consolidated Financial Statements

綜合財務報表附註

29 Profit Attributable to Equity Holders of the Company

The profit attributable to equity holders of the Company is dealt with in the financial statements of the Company to the extent of HK\$500,000,000 (2013: HK\$499,951,000).

30 Dividends

Interim dividend, paid, of HK17 cents
(2013: HK17 cents) per ordinary share

Special dividend, paid, of Nil
(2013: HK25 cents) per ordinary share

Final dividend, proposed, HK51 cents
(2013: HK 48 cents) per ordinary share

已派中期股息：每股普通股 17 港仙
(二零一三年：每股 17 港仙)

已派特別股息：每股普通股：無
(二零一三年：每股 25 港仙)

建議末期股息：每股普通股 51 港仙
(二零一三年：每股 48 港仙)

| | 2014 二零一四年 HK\$'000 千港元 | 2013 二零一三年 HK\$'000 千港元 |
|--|----------------------------------|----------------------------------|
| | 98,021 | 97,414 |
| | – | 143,764 |
| | 295,168 | 276,026 |
| | 393,189 | 517,204 |

A final dividend of HK51 cents per ordinary share in respect of the year ended 31 March 2014, was proposed. Such final dividend is subject to approval by the shareholders at the upcoming annual general meeting. These financial statements do not reflect these dividends payable.

截至二零一四年三月三十一日止年度相關之建議末期股息為每股普通股 51 港仙，此末期股息須待即將舉行的股東周年大會上通過方可作實。本財務報表並未反映該應付股息。

29 本公司股權持有人應佔溢利

於本公司財務報表處理的本公司股權持有人應佔溢利為 500,000,000 港元 (二零一三年：499,951,000 港元)。

30 股息

Notes to the Consolidated Financial Statements

綜合財務報表附註

31 Earnings per Share

(a) Basic

Basic earnings per share is calculated by dividing the profit attributable to equity holders of the Company by the weighted average number of ordinary shares in issue during the year.

| | | 2014 二零一四年 | 2013 二零一三年 (Restated) (重列) |
|---|--------------------|---------------|-------------------------------------|
| Profit attributable to equity holders of the Company (HK\$'000) | 本公司股權持有人應佔溢利 (千港元) | 581,196 | 539,963 |
| Weighted average number of ordinary shares in issue ('000) | 已發行普通股之加權平均數 (千單位) | 575,758 | 572,060 |
| Basic earnings per share (HK dollars per share) | 每股基本溢利 (每股港幣) | HK\$1.01 港元 | HK\$0.94 港元 |

(b) Diluted

Diluted earnings per share is calculated by adjusting the weighted average number of ordinary shares outstanding to assume conversion of all dilutive potential ordinary shares. The Company's dilutive potential ordinary shares are share options. For the share options, a calculation is prepared to determine the number of shares that could have been acquired at fair value (determined as the average annual market share price of the Company's shares) based on the monetary value of the subscription rights attached to outstanding share options. The number of shares calculated as above is compared with the number of shares that would have been issued assuming the exercise of the share options.

| | | 2014 二零一四年 | 2013 二零一三年 (Restated) (重列) |
|---|--------------------|---------------|-------------------------------------|
| Profit attributable to equity holders of the Company (HK\$'000) | 本公司股權持有人應佔溢利 (千港元) | 581,196 | 539,963 |
| Weighted average number of ordinary shares in issue ('000) | 已發行普通股之加權平均數 (千單位) | 575,758 | 572,060 |
| Adjustment for share options ('000) | 普通股認股權之調節 (千單位) | 3,116 | 3,796 |
| | | 578,874 | 575,856 |
| Diluted earnings per share (HK dollars per share) | 每股攤薄溢利 (每股港幣) | HK\$1.00 港元 | HK\$0.94 港元 |

31 每股溢利

(a) 基本

每股基本溢利乃按本公司股權持有人應佔溢利除以年內已發行普通股份之加權平均數之基準來計算。

(b) 攤薄

每股攤薄溢利乃按年內已發行普通股之加權平均股數加上若行使所有攤薄潛在普通股認股權而產生之攤薄影響之股數之基準而計算。本公司攤薄潛在普通股為認股權。普通股認股權的計算是按公平值計算所得(根據本公司年度平均市場股價計算)。該公平值乃按假設行使該等認股權而發行的股份之認股權的貨幣值。上述計算所得之股份數目與假設行使購股權而發行之股份數目作比較。

Notes to the Consolidated Financial Statements

綜合財務報表附註

32 Employee Benefit Expenses

(a) Employee benefit expenses during the year are as follows:

| | | 2014 二零一四年 HK\$'000 千港元 | 2013 二零一三年 HK\$'000 千港元 (Restated) (重列) |
|-----------------------------------|------------------|----------------------------------|--|
| Wages, salaries and allowances | 工資、薪金及津貼 | 1,738,259 | 1,570,000 |
| Discretionary bonuses | 非固定花紅 | 47,692 | 54,193 |
| Pension costs | 離職福利 | | |
| – Defined contribution plans | – 界定供款計劃 | 66,213 | 59,786 |
| – Defined benefit plan (Note 19) | – 界定福利計劃 (附註 19) | 5,091 | 5,378 |
| – Long service payments (Note 19) | – 長期服務金 (附註 19) | 2,834 | 292 |
| Share-based compensation expenses | 以股份支付酬金 | 2,140 | 3,722 |
| | | 1,862,229 | 1,693,371 |

(b) Directors' emoluments

The remuneration of each director for the year ended 31 March 2014 is set out below:

| Name of director | 董事姓名 | Salaries, allowances and benefits in kind | | | Discretionary bonuses | Employer's contribution to pension scheme | Share-based compensation expense | Total |
|--|-------|---|-----------------|-----------------|-----------------------|---|----------------------------------|-------|
| | | Fees | 薪金、津貼及實物津貼 | 非固定花紅 | | | | |
| | | HK\$'000 千港元 | HK\$'000 千港元 | HK\$'000 千港元 | HK\$'000 千港元 | HK\$'000 千港元 | HK\$'000 千港元 | |
| Executive directors | | | | | | | | |
| Mr. Lo Hoi Kwong, Sunny | 羅開光先生 | 50 | 2,164 | 11,264 | 162 | – | 13,640 | |
| Ms. Lo Pik Ling, Anita | 羅碧靈女士 | 50 | 1,017 | 2,120 | 15 | – | 3,202 | |
| Mr. Lo Tak Shing, Peter | 羅德承先生 | 50 | 840 | 656 | 15 | – | 1,561 | |
| Non-executive directors | | | | | | | | |
| Mr. Chan Yue Kwong, Michael | 陳裕光先生 | 960 | – | – | – | – | 960 | |
| Mr. Lo Ming Shing, Ian | 羅名承先生 | 180 | – | – | – | – | 180 | |
| Mr. Hui Tung Wah, Samuel | 許棟華先生 | 180 | – | – | – | – | 180 | |
| Independent non-executive directors | | | | | | | | |
| Mr. Choi Ngai Min, Michael | 蔡涯棉先生 | 300 | – | – | – | – | 300 | |
| Mr. Li Kwok Sing, Aubrey | 李國星先生 | 300 | – | – | – | – | 300 | |
| Mr. Kwok Lam Kwong, Larry | 郭琳廣先生 | 300 | – | – | – | – | 300 | |
| Mr. Au Siu Cheung, Albert | 區嘯翔先生 | 300 | – | – | – | – | 300 | |

32 僱員福利開支

(a) 年內的僱員福利開支如下：

(b) 董事酬金

截至二零一四年三月三十一日止年度的各董事酬金載列如下：

Notes to the Consolidated Financial Statements

綜合財務報表附註

32 Employee Benefit Expenses (Continued)

(b) Directors' emoluments (Continued)

The remuneration of each director for the year ended 31 March 2013 is set out below:

32 僱員福利開支(續)

(b) 董事酬金(續)

截至二零一三年三月三十一日止年度的各董事酬金載列如下：

| Name of director | 董事姓名 | Fees 袍金 HK\$'000 千港元 | Salaries, allowances and benefits in kind | Discretionary bonuses 非固定花紅 HK\$'000 千港元 | Employer's contribution to pension scheme 僱主的 退休金 計劃供款 HK\$'000 千港元 | Share- based compen- sation expense 以股份 支付酬金 HK\$'000 千港元 | Total 總額 HK\$'000 千港元 |
|--|------------------------------|-------------------------------|---|--|---|---|--------------------------------|
| | | | 薪金、津貼 及實物津貼 HK\$'000 千港元 | | | | |
| <i>Executive directors</i> | | <i>執行董事</i> | | | | | |
| Mr. Lo Hoi Kwong, Sunny | 羅開光先生 | 50 | 2,091 | 11,229 | 157 | – | 13,527 |
| Ms. Lo Pik Ling, Anita | 羅碧靈女士 | 50 | 1,057 | 1,857 | 40 | – | 3,004 |
| Mr. Lo Tak Shing, Peter | 羅德承先生 | 50 | 580 | 516 | 14 | 29 | 1,189 |
| <i>Non-executive directors</i> | | <i>非執行董事</i> | | | | | |
| Mr. Chan Yue Kwong, Michael | 陳裕光先生 | 960 | 1,000 | 1,020 | 5 | – | 2,985 |
| Mr. Lo Ming Shing, Ian | 羅名承先生 | 80 | – | – | – | – | 80 |
| Mr. Hui Tung Wah, Samuel | 許棟華先生 | 80 | – | – | – | – | 80 |
| Mr. Lo Tang Seong, Victor (retired on 11 September 2012) | 羅騰祥先生 (於二零一二年 九月十一日退任) | 36 | – | – | – | – | 36 |
| <i>Independent non-executive directors</i> | | <i>獨立非執行董事</i> | | | | | |
| Mr. Choi Ngai Min, Michael | 蔡涯棉先生 | 200 | – | – | – | – | 200 |
| Mr. Li Kwok Sing, Aubrey | 李國星先生 | 200 | – | – | – | – | 200 |
| Mr. Kwok Lam Kwong, Larry | 郭琳廣先生 | 200 | – | – | – | – | 200 |
| Mr. Au Siu Cheung, Albert | 區嘯翔先生 | 44 | – | – | – | – | 44 |
| Mr. Look Guy (retired on 11 September 2012) | 陸楷先生 (於二零一二年 九月十一日退任) | 90 | – | – | – | – | 90 |

No director waived any emolument during the year.

年內無董事放棄收取任何酬金。

Notes to the Consolidated Financial Statements

綜合財務報表附註

32 Employee Benefit Expenses (Continued)

(c) Five highest paid individuals

The five individuals whose emoluments were the highest in the Group for the year include two (2013: three) directors whose emoluments are reflected in the analysis presented in Note 32(b). The emoluments payable to the remaining three (2013: two) individual during the year are as follows:

| | | 2014 二零一四年 HK\$'000 千港元 | 2013 二零一三年 HK\$'000 千港元 |
|---|--------------|----------------------------------|----------------------------------|
| Basic salaries, gratuities and other allowances | 底薪、約滿酬金及其他津貼 | 6,551 | 4,421 |
| Discretionary bonuses | 非固定花紅 | 1,342 | 1,216 |
| Contributions to pension schemes | 退休金計劃供款 | 106 | 78 |
| | | 7,999 | 5,715 |

The emoluments fell within the following bands:

| | | Number of individuals 人數 | |
|--------------------------------|----------------------------|-----------------------------|---------------|
| | | 2014 二零一四年 | 2013 二零一三年 |
| HK\$1,500,001 to HK\$2,000,000 | 1,500,001 港元至 2,000,000 港元 | – | – |
| HK\$2,500,001 to HK\$3,000,000 | 2,500,001 港元至 3,000,000 港元 | 3 | 2 |
| HK\$3,000,001 to HK\$3,500,000 | 3,000,001 港元至 3,500,000 港元 | – | – |

(d) No incentive payment for joining the Group or compensation for loss of office was paid or payable to any director or the five highest paid individuals during the year.

(e) Senior management's emoluments by band

The senior management's emoluments fell within the following bands:

| | | Number of individuals 人數 | |
|--------------------------------|----------------------------|-----------------------------|---------------|
| | | 2014 二零一四年 | 2013 二零一三年 |
| HK\$1,000,001 to HK\$1,500,000 | 1,000,001 港元至 1,500,000 港元 | 1 | 1 |
| HK\$1,500,001 to HK\$2,000,000 | 1,500,001 港元至 2,000,000 港元 | – | 1 |
| HK\$2,000,001 to HK\$2,500,000 | 2,000,001 港元至 2,500,000 港元 | 1 | – |
| HK\$2,500,001 to HK\$3,000,000 | 2,500,001 港元至 3,000,000 港元 | 2 | 2 |

32 僱員福利開支(續)

(c) 五名最高薪酬人士

本年度集團內五名最高薪酬人士包括二名(二零一三年:三名)董事,其酬金已載於上文附註32(b)。其餘三名(二零一三年:二名)最高薪酬人士於本年度之酬金如下:

| | | 2014 二零一四年 HK\$'000 千港元 | 2013 二零一三年 HK\$'000 千港元 |
|---|--------------|----------------------------------|----------------------------------|
| Basic salaries, gratuities and other allowances | 底薪、約滿酬金及其他津貼 | 6,551 | 4,421 |
| Discretionary bonuses | 非固定花紅 | 1,342 | 1,216 |
| Contributions to pension schemes | 退休金計劃供款 | 106 | 78 |
| | | 7,999 | 5,715 |

酬金之組別如下:

| | | Number of individuals 人數 | |
|--------------------------------|----------------------------|-----------------------------|---------------|
| | | 2014 二零一四年 | 2013 二零一三年 |
| HK\$1,500,001 to HK\$2,000,000 | 1,500,001 港元至 2,000,000 港元 | – | – |
| HK\$2,500,001 to HK\$3,000,000 | 2,500,001 港元至 3,000,000 港元 | 3 | 2 |
| HK\$3,000,001 to HK\$3,500,000 | 3,000,001 港元至 3,500,000 港元 | – | – |

(d) 年內無任何董事或五名最高薪酬人士獲支付作為加入本集團之獎勵金或離職的補償。

(e) 高級管理人員薪酬範圍

高級管理人員之薪酬範圍如下:

| | | Number of individuals 人數 | |
|--------------------------------|----------------------------|-----------------------------|---------------|
| | | 2014 二零一四年 | 2013 二零一三年 |
| HK\$1,000,001 to HK\$1,500,000 | 1,000,001 港元至 1,500,000 港元 | 1 | 1 |
| HK\$1,500,001 to HK\$2,000,000 | 1,500,001 港元至 2,000,000 港元 | – | 1 |
| HK\$2,000,001 to HK\$2,500,000 | 2,000,001 港元至 2,500,000 港元 | 1 | – |
| HK\$2,500,001 to HK\$3,000,000 | 2,500,001 港元至 3,000,000 港元 | 2 | 2 |

Notes to the Consolidated Financial Statements

綜合財務報表附註

33 Notes to the Consolidated Statement of Cash Flows

(a) Reconciliation of profit before income tax to net cash generated from operations

33 綜合現金流量表附註

(a) 除稅前溢利與營運產生之淨現金對賬

| | | 2014 二零一四年 HK\$'000 千港元 | 2013 二零一三年 HK\$'000 千港元 (Restated) (重列) |
|--|------------------------|----------------------------------|--|
| Profit before income tax | 除稅前溢利 | 688,757 | 641,245 |
| Adjustments for: | 調整： | | |
| – Finance income | – 財務收入 | (12,989) | (10,966) |
| – Depreciation of property, plant and equipment | – 物業、廠房及設備折舊 | 262,055 | 243,837 |
| – Amortisation of leasehold land and land use rights | – 租賃土地及土地使用權攤銷 | 3,017 | 3,014 |
| – Amortisation of intangible assets | – 無形資產攤銷 | 8,730 | 9,742 |
| – Fair value gain on investment properties | – 投資物業之公平值收益 | (54,600) | (58,800) |
| – Fair value gains on financial assets at fair value through profit or loss | – 按公平值列入損益表之金融資產的公平值收益 | (1,645) | (3,376) |
| – Gains on disposal of financial assets at fair value through profit or loss | – 出售按公平值列入損益表之金融資產收益 | (1,330) | (269) |
| – Gains on disposal of available-for-sales financial assets | – 出售可供出售金融資產收益 | (3) | (920) |
| – Net loss/(gain) on disposal of property, plant and equipment | – 出售物業、廠房及設備之淨虧損／(收益) | 9,805 | (41,825) |
| – Gain on disposal of associates | – 出售聯營公司之收益 | (7,053) | (4,051) |
| – Loss on disposal of joint venture | – 出售合營公司之虧損 | 231 | – |
| – Share-based compensation expenses | – 以股份支付酬金 | 2,140 | 3,722 |
| – Dividend income from listed investments | – 上市投資股息收入 | (13,267) | (13,213) |
| – Impairment loss of a joint venture | – 合營公司之減值虧損 | – | 3,700 |
| – Impairment loss of goodwill | – 商譽之減值虧損 | 45,979 | 48,232 |
| – Impairment loss of property, plant and equipment | – 物業、廠房及設備之減值虧損 | 2,784 | 9,203 |
| – Share of (profit)/loss of associates | – 應佔聯營公司(溢利)／虧損 | (213) | 4,243 |
| – Share of loss of joint ventures | – 應佔合營公司虧損 | 3,958 | 5,987 |
| Operating profit before working capital changes | 流動資金變動前之營運溢利 | 936,356 | 839,505 |
| Changes in working capital: | 流動資金變動： | | |
| – Inventories | – 存貨 | (7,211) | (32,449) |
| – Prepayments and deposits | – 預付款項及按金 | 22,178 | (45,999) |
| – Trade and other receivables | – 營業及其他應收賬項 | (389) | (5,382) |
| – Trade payables | – 營業應付賬項 | 29,741 | 7,853 |
| – Other creditors and accrued liabilities | – 其他應付賬項及應計費用 | (28,349) | 27,930 |
| – Retirement benefit assets and provision for long service payments | – 退休金福利資產及長期服務金撥備 | 835 | 518 |
| Net cash generated from operations | 營運產生之淨現金 | 953,161 | 791,976 |

Notes to the Consolidated Financial Statements

綜合財務報表附註

33 Notes to the Consolidated Statement of Cash Flows (Continued)

(b) In the consolidated statement of cash flows, proceeds from disposals of property, plant and equipment comprise:

| | | 2014 二零一四年 HK\$'000 千港元 | 2013 二零一三年 HK\$'000 千港元 |
|--|---------------------|----------------------------------|----------------------------------|
| Net book amounts (Note 7) | 賬面淨值 (附註 7) | 13,049 | 33,504 |
| Net (loss)/gain on disposal of property, plant and equipment | 出售物業、廠房及設備之淨(虧損)/收益 | (9,805) | 41,825 |
| Proceeds from disposals of property, plant and equipment | 出售物業、廠房及設備所得款 | 3,244 | 75,329 |
| Representing | 代表 | | |
| Cash received during the year | 本年度現金流入 | 71,644 | 6,929 |
| Cash received subsequent to 31 March | 三月三十一日後現金流入 | - | 68,400 |
| | | 71,644 | 75,329 |

34 Share Options

Pursuant to a share option scheme adopted by the Company on 24 September 2003 (the "2003 Scheme"), the Company may grant options to the eligible participants to subscribe for ordinary shares in the Company subject to the terms and conditions stipulated therein. The Company granted options to certain employees of the Group (including executive directors of the Company) pursuant to the 2003 Scheme. The 2003 Scheme expired with effect from 24 September 2013.

A new share option scheme was adopted by the Company upon the passing of a shareholders' resolution on 11 September 2012 (the "2012 Scheme"). Pursuant to the 2012 Scheme, the Board may grant options to the eligible participants to subscribe for ordinary shares in the Company subject to the terms and conditions stipulated therein. No share options had been granted under the 2012 Scheme since its adoption.

33 綜合現金流量表附註(續)

(b) 綜合現金流量表內的出售物業、廠房及設備所得款包括：

| | | 2014 二零一四年 HK\$'000 千港元 | 2013 二零一三年 HK\$'000 千港元 |
|--|---------------------|----------------------------------|----------------------------------|
| Net book amounts (Note 7) | 賬面淨值 (附註 7) | 13,049 | 33,504 |
| Net (loss)/gain on disposal of property, plant and equipment | 出售物業、廠房及設備之淨(虧損)/收益 | (9,805) | 41,825 |
| Proceeds from disposals of property, plant and equipment | 出售物業、廠房及設備所得款 | 3,244 | 75,329 |
| Representing | 代表 | | |
| Cash received during the year | 本年度現金流入 | 71,644 | 6,929 |
| Cash received subsequent to 31 March | 三月三十一日後現金流入 | - | 68,400 |
| | | 71,644 | 75,329 |

34 認股特權

根據本公司於二零零三年九月二十四日採納之特權認股計劃(「2003計劃」)，本公司可按其條款及條件規定，向合資格參與者授出認股特權以認購本公司之普通股。本公司曾按2003計劃授出認股特權予本集團若干僱員(包括本公司執行董事)。2003計劃已於二零一三年九月二十四日到期屆滿。

本公司於二零一二年九月十一日通過股東決議案採納一項新特權認股計劃(「2012計劃」)。根據2012計劃，董事局可按其條款及條件規定，向合資格參與者授出認股特權以認購本公司普通股。自2012計劃採納以來，並無按該計劃授出任何認股特權。

34 Share Options (Continued)

For options granted under the 2003 Scheme, the exercise price in relation to each option was determined by the Board of Directors of the Company, but in any event would not be less than the highest of (i) the closing price of the Company's shares as stated in the Stock Exchange's daily quotations sheet on the date of grant, which must be a business day or (ii) the average of the closing prices of the Company's shares as stated in the Stock Exchange's daily quotations sheet for the five business days immediately preceding the date of grant or (iii) the nominal value of a share of the Company. The exercisable period and the vesting period of the options were also determined by the Board of Directors and the options shall expire at the end of a 5-year period after the options become exercisable save that such period shall not expire later than 10 years from the date on which the option is deemed to be granted and accepted in accordance with the 2003 scheme.

On 27 August 2013, a new share award scheme (the "2013 Share Award Scheme") was approved and adopted by the Board of the Directors of the Company. Unless otherwise cancelled or amended, the 2013 Share Award Scheme will remain valid and effective for 15 years from the date of adoption.

No options were granted under the 2003 Scheme and the 2012 Scheme during the year (2013: Nil). For the options granted under 2003 Scheme in prior year, the weighted average fair value of options granted was determined using the Binomial option pricing model of HK\$4.51 per option. The significant inputs into the model were weighted average share price of HK\$22.15 at the grant date, exercise price shown above, volatility of 27%, dividend yield of 3.5%, an expected option life of eight years, and an annual risk-free interest rate of 1.9%. The volatility measured at the standard deviation of continuously compounded share returns is based on statistical analysis of daily share prices over the last three years.

34 認股特權 (續)

根據2003計劃授出之任何認股特權，其行使價由本公司董事局決定，但任何情況下以不少於(i)授出認股特權日期(須為交易日)本公司股份在聯交所每日報價表所載之收市價或(ii)授出日期前五個交易日本公司股份於聯交所每日報價表所載之平均收市價或(iii)本公司股份面值，以最高者為準。根據2003計劃授出之任何認股特權之行使期及歸屬期由董事局決定，認股特權於可行使之日起計五年期滿但以不超過授出及獲接納之日起計十年為原則。

於二零一三年八月二十七日，本公司董事局批准及採納新股份獎勵計劃(「2013股份獎勵計劃」)。除另有取消或修改者外，2013股份獎勵計劃將自採納日期起計15年內維持有效及效力。

根據2003計劃及2012計劃，本年度並無授出認股特權(二零一三年：無)。根據2003計劃於上年度授出的認股特權的加權平均公平值決定採用二項期權定價模式為每份4.51港元。該模式重大的輸入值為於授出日的加權平均股價22.15港元，上述已列出行使價，波幅27%，股息率3.5%，認股特權之預期年期八年和全年無風險利率1.9%。按照持續複合股價回報的標準差而計量的波動幅度，是根據前三年每日股份收市價的統計分析而計算的。

Notes to the Consolidated Financial Statements

綜合財務報表附註

34 Share Options (Continued)

The movements in share options are as follows:

| Grant date 授出日期 | Exercise period 行使日期 | Exercise price 行使價 HK\$ 港元 | Beginning of the year 年初結餘 | Granted 授予 | Exercised 行使 | Forfeited 喪失 | End of the year 年末結餘 |
|------------------------------------|---|-------------------------------------|-------------------------------|---------------|-----------------|-----------------|-------------------------|
| 1 November 2005 二零零五年 十一月一日 | 1 January 2007 to 31 October 2015 二零零七年一月一日至 二零一五年十月三十一日 | 8.800 | 1,200,000 | – | (600,000) | – | 600,000 |
| 1 November 2005 二零零五年 十一月一日 | 1 January 2007 to 31 October 2015 二零零七年一月一日至 二零一五年十月三十一日 | 8.750 | 644,000 | – | (288,000) | – | 356,000 |
| 1 November 2005 二零零五年 十一月一日 | 1 January 2008 to 31 October 2015 二零零八年一月一日至 二零一五年十月三十一日 | 8.750 | 270,000 | – | (60,000) | – | 210,000 |
| 2 October 2007 二零零七年 十月二日 | 30 March 2008 to 29 March 2017 二零零八年三月三十日至 二零一七年三月二十九日 | 14.268 | 3,095,000 | – | (882,500) | – | 2,212,500 |
| 2 October 2007 二零零七年 十月二日 | 30 March 2008 to 29 March 2017 二零零八年三月三十日至 二零一七年三月二十九日 | 14.748 | 3,553,000 | – | (978,000) | (18,000) | 2,557,000 |
| 2 October 2007 二零零七年 十月二日 | 30 March 2009 to 1 October 2017 二零零九年三月三十日至 二零一七年十月一日 | 14.748 | 772,000 | – | (170,000) | – | 602,000 |
| 28 October 2010 二零一零年 十月二十八日 | 31 March 2011 to 30 March 2020 二零一一年三月三十一日至 二零二零年三月三十日 | 22.370 | 2,110,000 | – | (213,000) | – | 1,897,000 |
| 28 October 2010 二零一零年 十月二十八日 | 31 March 2012 to 27 October 2020 二零一二年三月三十一日至 二零二零年十月二十七日 | 22.370 | 804,000 | – | (40,000) | – | 764,000 |
| | | | 12,448,000 | – | (3,231,500) | (18,000) | 9,198,500 |

Out of the 9,198,500 outstanding options (2013: 12,448,000), 8,093,500 options (2013: 10,634,000) were exercisable as at 31 March 2014. The related weighted average share price at the time of exercise of the options during the year was HK\$24.83 (2013: HK\$22.32) per share.

於二零一四年三月三十一日有9,198,500份(二零一三年：12,448,000份)認股特權尚未行使，其中8,093,500份(二零一三年：10,634,000份)認股特權可予行使。其相關之加權平均股價於本年度認股特權行使期為每股24.83港元(二零一三年：22.32港元)。

34 認股特權(續)

認股特權之變動情況如下：

Notes to the Consolidated Financial Statements

綜合財務報表附註

35 Commitments

(a) Operating lease commitments

At 31 March 2014, the Group had total future aggregate minimum lease payments under non-cancellable operating leases as follows:

| | | Group 本集團 | |
|---|-------------|----------------------------------|----------------------------------|
| | | 2014 二零一四年 HK\$'000 千港元 | 2013 二零一三年 HK\$'000 千港元 |
| Land and buildings | 土地及樓宇 | | |
| – Not later than one year | – 一年內期滿 | 670,808 | 619,490 |
| – Later than one year and not later than five years | – 第二至第五年內期滿 | 1,033,439 | 977,709 |
| – Later than five years | – 五年後期滿 | 124,883 | 120,507 |
| | | 1,829,130 | 1,717,706 |

The above lease commitments only include commitments for basic rentals, and do not include commitments for additional rentals payable, if any, when turnover of individual restaurants exceeds a pre-determined level as it is not possible to determine in advance the amount of such additional rentals.

The Company did not have any operating lease commitment at 31 March 2014 and 31 March 2013.

(b) Capital commitments

As at 31 March 2014, the Group had the following capital commitments:

| | | Group 本集團 | |
|--|------------|----------------------------------|----------------------------------|
| | | 2014 二零一四年 HK\$'000 千港元 | 2013 二零一三年 HK\$'000 千港元 |
| Acquisition of property, plant and equipment | 收購物業、廠房及設備 | | |
| Authorised and contracted for | 已批准及已簽約 | 22,222 | 10,205 |
| Authorised but not contracted for | 已批准但未簽約 | 392,371 | 446,501 |
| | | 414,593 | 456,706 |

The Company did not have any capital commitment at 31 March 2014 and 31 March 2013.

35 承擔

(a) 經營租賃承擔

於二零一四年三月三十一日，本集團根據不可撤銷之經營租賃而於未來應付之最低租賃款項總額如下：

| | | Group 本集團 | |
|---|-------------|----------------------------------|----------------------------------|
| | | 2014 二零一四年 HK\$'000 千港元 | 2013 二零一三年 HK\$'000 千港元 |
| Land and buildings | 土地及樓宇 | | |
| – Not later than one year | – 一年內期滿 | 670,808 | 619,490 |
| – Later than one year and not later than five years | – 第二至第五年內期滿 | 1,033,439 | 977,709 |
| – Later than five years | – 五年後期滿 | 124,883 | 120,507 |
| | | 1,829,130 | 1,717,706 |

上述租賃承擔只包括基本租金，並不包括因各餐廳營業額超越預定金額而需繳交之額外租金，因為目前不可能預先計算該等額外租金。

於二零一四年三月三十一日及二零一三年三月三十一日，本公司並沒有任何經營租賃承擔。

(b) 資本承擔

於二零一四年三月三十一日，本集團之資本承擔如下：

| | | Group 本集團 | |
|--|------------|----------------------------------|----------------------------------|
| | | 2014 二零一四年 HK\$'000 千港元 | 2013 二零一三年 HK\$'000 千港元 |
| Acquisition of property, plant and equipment | 收購物業、廠房及設備 | | |
| Authorised and contracted for | 已批准及已簽約 | 22,222 | 10,205 |
| Authorised but not contracted for | 已批准但未簽約 | 392,371 | 446,501 |
| | | 414,593 | 456,706 |

於二零一四年三月三十一日及二零一三年三月三十一日，本公司並沒有任何資本承擔。

36 Financial Guarantees

As at 31 March 2014, the Company has given guarantees totalling approximately HK\$536,000,000 (2013: HK\$536,000,000) to financial institutions in connection with the banking facilities granted to its subsidiaries.

The Group's bankers have given guarantee in lieu of deposits amounting to approximately HK\$90,512,000 to the landlords and utility providers of the subsidiaries of the Group for the year ended 31 March 2014 (2013: approximately HK\$83,591,000).

37 Future Operating Lease Arrangements

As at 31 March 2014, the Group had future aggregate minimum lease receipts under non-cancellable operating leases as follows:

| | | Group 本集團 | |
|---|-----------|----------------------------------|----------------------------------|
| | | 2014 二零一四年 HK\$'000 千港元 | 2013 二零一三年 HK\$'000 千港元 |
| Not later than one year | 一年內期滿 | 33,257 | 22,273 |
| Later than one year and not later than five years | 第二至第五年內期滿 | 28,817 | 27,290 |
| | | 62,074 | 49,563 |

The Company did not have any future operating lease receipts as at 31 March 2014 and 31 March 2013.

36 財務擔保

於二零一四年三月三十一日，本公司向財務機構提供有關其附屬公司之信貸額擔保約536,000,000港元(二零一三年：536,000,000港元)。

於截至二零一四年三月三十一日止年度，本集團之往來銀行已向本集團附屬公司之業主及公用設施供應商提供擔保，以代替金額約為90,512,000港元(二零一三年：約83,591,000港元)之存款。

37 未來經營租賃之安排

於二零一四年三月三十一日，本集團根據不可撤銷之經營租賃而於未來應收之最低租賃款項總額如下：

於二零一四年三月三十一日及二零一三年三月三十一日，本公司並沒有任何未來經營租賃收入。

Notes to the Consolidated Financial Statements

綜合財務報表附註

38 Related Party Transactions

(a) The Group has the following significant transactions with related parties during the year:

38 有關連人士交易

(a) 年內本集團與關聯方有以下之重大交易：

| | | 2014 二零一四年 HK\$'000 千港元 | 2013 二零一三年 HK\$'000 千港元 |
|---|--|----------------------------------|----------------------------------|
| Operating lease rentals paid to a related party: – Tinway Investments Limited (Note i) | 向關聯方支付之經營租賃租金： – 天維投資有限公司(附註 i) | 2,148 | 2,148 |
| Franchise and development fees paid to a related party: – illycaffe SpA (Note ii) | 向關聯方支付之專利權費用及發展費用： – illycaffe SpA(附註 ii) | 481 | 507 |
| Logistics service income received from a related party: – Worldinn Limited (Note iii) | 向關聯方收取之物流服務收入： – 華軒有限公司(附註 iii) | 332 | 670 |
| Rental income received from a related party – Worldinn Limited (Note iii) | 向關聯方收取之租金收入 – 華軒有限公司(附註 iii) | 950 | – |

(i) Tinway Investments Limited is a company jointly owned by Ms. Lo Pik Ling, Anita, a Director of the Company, an associate of Mr. Chan Yue Kwong, Michael, the Chairman of the Company, and Ardley Enterprises Limited, a company wholly and beneficially owned by the family members of Mr. Lo Hoi Kwong, Sunny, a director of the Company.

(ii) illycaffe SpA is a controlling shareholder of Café de Espressamente illy (HK) Limited, a 70% owned subsidiary of the Group.

(iii) Worldinn Limited is a wholly-owned subsidiary of Profit Sky International Limited, a 50% owned joint venture of the Group.

The above transactions were carried out in accordance with the terms of the contracts entered into by the Group and the related parties.

(i) 天維投資有限公司由羅碧靈女士(本公司董事)、陳裕光先生(本公司主席)之聯繫人及一間由羅開光先生(本公司董事)之家族成員全資實益擁有之Ardley Enterprises Limited所共同擁有。

(ii) illycaffe SpA為本集團擁有70%股權的附屬公司Café de Espressamente illy (HK) Limited之控股股東。

(iii) 華軒有限公司為盈天國際有限公司之全資附屬公司。盈天國際有限公司則為本集團持有50%股權之合營公司。

上述交易乃按本集團與關聯方所訂之合約條款進行。

Notes to the Consolidated Financial Statements

綜合財務報表附註

38 Related Party Transactions (Continued)

(b) Key management compensation

38 有關連人士交易(續)

(b) 主要管理人員酬金

| | | 2014 | 2013 |
|----------------------------------|---------|----------|----------|
| | | 二零一四年 | 二零一三年 |
| | | HK\$'000 | HK\$'000 |
| | | 千港元 | 千港元 |
| Salaries and allowances | 薪酬及津貼 | 10,684 | 10,618 |
| Fees | 袍金 | 150 | 1,110 |
| Discretionary bonuses | 非固定花紅 | 16,084 | 17,247 |
| Contributions to pension schemes | 退休金計劃供款 | 348 | 372 |
| Share-based compensation expense | 以股份支付酬金 | - | 29 |
| | | 27,266 | 29,376 |

Principal Properties Held for Investment Purposes

主要投資物業

| Description 描述 | Lot number 地段編號 | Type 種類 | Lease term 租約期 |
|--|--|------------|-------------------|
| Portion A & C of Shop No. N95 on the 1 Floor, Nos. 1-17 Mount Sterling Mall and Nos. 10-16 Lai Wan Road, Mei Foo Sun Chuen, Lai Chi Kok, Kowloon 九龍荔枝角美孚新村 萬事達廣場1-17號及 荔灣道10-16號一樓N95舖A及C部份 | New Kowloon Inland Lot No. 5086 新九龍內地段5086號 | Shop 商舖 | Medium-term 中期 |
| Shop F14 on the 1 Floor, Saddle Ridge Garden, No. 6 Kam Ying Road, Ma On Shan, Shatin, New Territories 新界 沙田馬鞍山錦英路6號 富寶花園一樓F14舖 | Sha Tin Town Lot No. 352 沙田市地段352號 | Shop 商舖 | Medium-term 中期 |
| Rear Portion of Shop No. 3 on the Ground Floor, Cheong Yiu Building, Nos. 167, 171 and 173 Castle Peak Road and Nos. 47-51 Shiu Wo Street, Tsuen Wan, New Territories 新界荃灣青山道167、171及173號 昌耀大廈 及兆和街47-51號 地下3號舖後部份 | Tsuen Wan Town Lot No. 223 荃灣市地段223號 | Shop 商舖 | Medium-term 中期 |
| Shop C of Portion B on the Basement, Argyle Centre, Phase I, No. 688 Nathan Road and No. 65 Argyle Street, Mongkok, Kowloon 九龍 旺角彌敦道688號及亞皆老街65號 旺角中心第一期地庫B部份C舖 | Kowloon Inland Lot No. 1262 九龍內地段1262號 | Shop 商舖 | Medium-term 中期 |
| Shop A on the Ground Floor, Admiralty Centre, No. 18 Harcourt Road, Hong Kong 香港夏慤道18號 海富中心地下A舖 | Inland Lot No. 8423 內地段8423號 | Shop 商舖 | Long-term 長期 |

Five-Year Financial Summary

五年財務概要

Consolidated Income Statements

For the five years ended 31 March 2014

綜合損益表

截至二零一四年三月三十一日止五個年度

| | | 2014 二零一四年 HK\$'000 千港元 | 2013 二零一三年 HK\$'000 千港元 (Restated) (重列) | 2012 二零一二年 HK\$'000 千港元 | 2011 二零一一年 HK\$'000 千港元 | 2010 二零一零年 HK\$'000 千港元 |
|---|---------------------|----------------------------------|--|----------------------------------|----------------------------------|----------------------------------|
| Revenue | 收益 | 6,990,463 | 6,394,089 | 5,956,438 | 5,332,639 | 4,882,668 |
| Cost of sales | 銷售成本 | (5,971,366) | (5,485,896) | (5,142,737) | (4,528,864) | (4,050,776) |
| Gross profit | 毛利 | 1,019,097 | 908,193 | 813,701 | 803,775 | 831,892 |
| Other gains, net | 其他淨收益 | 19,099 | 61,319 | 62,883 | 89,546 | 49,428 |
| Administrative expenses | 行政費用 | (358,683) | (329,003) | (317,950) | (283,706) | (274,725) |
| Operating profit | 營運溢利 | 679,513 | 640,509 | 558,634 | 609,615 | 606,595 |
| Finance income | 財務收入 | 12,989 | 10,966 | 9,016 | 7,298 | 8,262 |
| Share of profit/(loss) of associates | 應佔聯營公司 溢利／(虧損) | 213 | (4,243) | 310 | 2,645 | 2,330 |
| Share of (loss)/profit of joint ventures | 應佔合營公司 (虧損)／溢利 | (3,958) | (5,987) | (333) | (67) | 311 |
| Profit before income tax | 除稅前溢利 | 688,757 | 641,245 | 567,627 | 619,491 | 617,498 |
| Income tax expenses | 所得稅費用 | (106,677) | (100,282) | (90,616) | (96,903) | (98,944) |
| Profit for the year | 本年度溢利 | 582,080 | 540,963 | 477,011 | 522,588 | 518,554 |
| Allocated as: | 分配為： | | | | | |
| Profit/(loss) attributable to non-controlling interests | 非控制性權益應佔 溢利／(虧損) | 884 | 1,000 | (318) | (6) | (503) |
| Profit attributable to equity holders of the Company | 本公司股權持有人 應佔溢利 | 581,196 | 539,963 | 477,329 | 522,594 | 519,057 |
| Dividends | 股息 | 393,189 | 517,204 | 353,286 | 490,747 | 347,208 |
| Basic earnings per share | 每股基本溢利 | HK\$1.01 1.01 港元 | HK\$0.94 0.94 港元 | HK\$0.84 0.84 港元 | HK\$0.93 0.93 港元 | HK\$0.93 0.93 港元 |
| Diluted earnings per share | 每股攤薄溢利 | HK\$1.00 1.00 港元 | HK\$0.94 0.94 港元 | HK\$0.84 0.84 港元 | HK\$0.92 0.92 港元 | HK\$0.92 0.92 港元 |

Note: The Group adopted HKAS19 (revised 2011) for the year ended 31 March 2014. The summary for the year ended 31 March 2013 has been restated as required. The summary for the years ended 31 March 2012, 31 March 2011, 31 March 2010 have not been restated.

附註：本集團截至二零一四年三月三十一日止年度已採納香港會計準則19(於二零一一年修訂)。截至二零一三年三月三十一日止年度之概要因應需要而重列。截至二零一二年三月三十一日、二零一一年三月三十一日、二零一零年三月三十一日止年度之概要並未重列。

Five-Year Financial Summary

五年財務概要

Consolidated Statement of Financial Position

As at 31 March,

綜合財務狀況表

於三月三十一日

| | | 2014 | 2013 | 2012 | 2011 | 2010 |
|---|----------------|------------------|------------------|------------------|------------------|------------------|
| | | 二零一四年 | 二零一三年 | 二零一二年 | 二零一一年 | 二零一零年 |
| | | HK\$'000 | HK\$'000 | HK\$'000 | HK\$'000 | HK\$'000 |
| | | 千港元 | 千港元 | 千港元 | 千港元 | 千港元 |
| Assets | 資產 | | | | | |
| Non-current assets | 非流動資產 | | | | | |
| Leasehold land and land use rights | 租賃土地及土地使用權 | 91,380 | 94,411 | 97,143 | 67,810 | 69,058 |
| Property, plant and equipment | 物業、廠房及設備 | 1,720,324 | 1,672,430 | 1,482,562 | 1,175,764 | 1,033,870 |
| Investment properties | 投資物業 | 439,600 | 385,000 | 326,200 | 316,200 | 266,100 |
| Intangible assets | 無形資產 | 48,417 | 111,579 | 172,652 | 190,676 | 190,848 |
| Investments in associates | 於聯營公司投資 | 1,190 | 11,780 | 18,505 | 21,271 | 20,578 |
| Investments in joint ventures | 於合營公司投資 | 19,772 | 24,372 | 11,060 | 4,240 | 4,118 |
| Deferred income tax assets | 遞延稅項資產 | 26,562 | 24,320 | 18,075 | 14,160 | 6,832 |
| Retirement benefit assets | 退休金福利資產 | — | — | — | 14,361 | 20,412 |
| Available-for-sale financial assets | 可供出售金融資產 | 522,516 | 451,087 | 417,667 | 324,052 | 351,695 |
| Non-current prepayments and deposits | 非流動預付款項及按金 | 248,652 | 268,633 | 229,505 | 228,369 | 197,791 |
| Financial assets at fair value through profit or loss | 按公平值列入損益表之金融資產 | 7,777 | 33,094 | 14,745 | 38,392 | 30,294 |
| | | 3,126,190 | 3,076,706 | 2,788,114 | 2,395,295 | 2,191,596 |
| Current assets | 流動資產 | | | | | |
| Inventories | 存貨 | 211,759 | 204,548 | 172,099 | 170,986 | 110,370 |
| Trade and other receivables | 營業及其他應收賬項 | 79,660 | 147,671 | 73,889 | 54,333 | 56,149 |
| Prepayments and deposits | 預付款項及按金 | 106,921 | 124,966 | 99,070 | 101,534 | 105,773 |
| Financial assets at fair value through profit or loss | 按公平值列入損益表之金融資產 | 8,067 | 56,077 | 55,135 | 65,902 | 69,954 |
| Bank deposits with maturity over three months | 超過三個月到期日的銀行存款 | 31,010 | 31,076 | 31,033 | — | — |
| Cash and cash equivalents | 現金及現金等值項目 | 1,004,093 | 772,694 | 854,417 | 993,333 | 968,559 |
| | | 1,441,510 | 1,337,032 | 1,285,643 | 1,386,088 | 1,310,805 |
| Total assets | 總資產 | 4,567,700 | 4,413,738 | 4,073,757 | 3,781,383 | 3,502,401 |

Five-Year Financial Summary

五年財務概要

Consolidated Statement of Financial Position (Continued)

綜合財務狀況表(續)

As at 31 March,

於三月三十一日

| | | 2014 | 2013 | 2012 | 2011 | 2010 |
|---|-----------------|-----------|-----------|-----------|-----------|-----------|
| | | 二零一四年 | 二零一三年 | 二零一二年 | 二零一一年 | 二零一零年 |
| | | HK\$'000 | HK\$'000 | HK\$'000 | HK\$'000 | HK\$'000 |
| | | 千港元 | 千港元 | 千港元 | 千港元 | 千港元 |
| Liabilities | 負債 | | | | | |
| Non-current liabilities | 非流動負債 | | | | | |
| Deferred income tax liabilities | 遞延稅項負債 | 30,458 | 31,616 | 33,208 | 35,832 | 39,284 |
| Provision for long service payments | 長期服務金撥備 | 22,850 | 19,680 | 9,872 | 14,249 | 8,255 |
| Retirement benefit liabilities | 退休金福利負債 | 7,483 | 25,670 | 12,328 | – | – |
| | | 60,791 | 76,966 | 55,408 | 50,081 | 47,539 |
| Current liabilities | 流動負債 | | | | | |
| Trade payables | 營業應付賬項 | 208,844 | 179,103 | 171,250 | 172,413 | 147,969 |
| Other creditors and accrued liabilities | 其他應付賬項及應計費用 | 534,867 | 563,216 | 535,286 | 440,361 | 399,603 |
| Current income tax liabilities | 即期稅項負債 | 30,643 | 42,808 | 32,731 | 25,824 | 35,271 |
| | | 774,354 | 785,127 | 739,267 | 638,598 | 582,843 |
| Total liabilities | 總負債 | 835,145 | 862,093 | 794,675 | 688,679 | 630,382 |
| Equity | 股權 | | | | | |
| Capital and reserve attributable to the equity holders of the Company | 本公司股權持有人應佔股本及儲備 | | | | | |
| Share capital | 股本 | 57,730 | 57,407 | 56,956 | 56,313 | 55,887 |
| Other reserves | 其他儲備 | 1,286,806 | 1,164,384 | 1,057,413 | 836,259 | 775,767 |
| Retained earnings | 保留溢利 | 2,384,864 | 2,327,583 | 2,163,442 | 2,198,543 | 2,038,770 |
| | | 3,729,400 | 3,549,374 | 3,277,811 | 3,091,115 | 2,870,424 |
| Non-controlling interests | 非控制性權益 | 3,155 | 2,271 | 1,271 | 1,589 | 1,595 |
| Total equity | 股權總額 | 3,732,555 | 3,551,645 | 3,279,082 | 3,092,704 | 2,872,019 |
| Total equity and liabilities | 股權及負債總額 | 4,567,700 | 4,413,738 | 4,073,757 | 3,781,383 | 3,502,401 |



www.cafedecoral.com

