

*ANNUAL REPORT 2015*  
二零一五年年報



**ALLIED GROUP LIMITED**  
聯合集團有限公司

(Stock Code 股份代號 : 373)

## Contents

	Page
Corporate Information	3
Chairman's Statement	4
Review of Operations	6
Profile of Directors and Senior Management	16
Corporate Governance Report	19
Directors' Report	33
Independent Auditor's Report	79
Consolidated Statement of Profit or Loss	81
Consolidated Statement of Profit or Loss and Other Comprehensive Income	83
Consolidated Statement of Financial Position	84
Consolidated Statement of Changes in Equity	86
Consolidated Statement of Cash Flows	88
Notes to the Consolidated Financial Statements	91
Financial Summary	238
Particulars of Major Properties	239

## BOARD OF DIRECTORS

Arthur George Dew  
*Chairman and Non-Executive Director*  
Lee Seng Hui  
*Chief Executive and Executive Director*  
Edwin Lo King Yau  
*Executive Director*  
Mak Pak Hung  
*Executive Director*  
Lee Su Hwei  
*Non-Executive Director*  
David Craig Bartlett  
*Independent Non-Executive Director*  
Alan Stephen Jones  
*Independent Non-Executive Director*  
Lisa Yang Lai Sum  
*Independent Non-Executive Director*

## EXECUTIVE COMMITTEE

Lee Seng Hui *Chairman*  
Edwin Lo King Yau

## AUDIT COMMITTEE

Alan Stephen Jones *Chairman*  
Arthur George Dew  
David Craig Bartlett  
Lisa Yang Lai Sum

## REMUNERATION COMMITTEE

David Craig Bartlett *Chairman*  
Arthur George Dew  
Alan Stephen Jones  
Lisa Yang Lai Sum

## NOMINATION COMMITTEE

Arthur George Dew *Chairman*  
David Craig Bartlett  
Alan Stephen Jones  
Lisa Yang Lai Sum

## BANKERS

Bank of China (Hong Kong) Limited  
China CITIC Bank International Limited  
Fubon Bank (Hong Kong) Limited  
OCBC Wing Hang Bank Limited  
Public Bank (Hong Kong) Limited  
Standard Chartered Bank (Hong Kong) Limited

## REGISTERED OFFICE

22nd Floor  
Allied Kajima Building  
138 Gloucester Road  
Wanchai  
Hong Kong  
Tel : 2519 2288  
Fax : 2598 5518 / 2598 0419  
E-mail : [webmaster@alliedgroup.com.hk](mailto:webmaster@alliedgroup.com.hk)

## SHARE REGISTRAR

Computershare Hong Kong Investor  
Services Limited  
Shops 1712-1716  
17th Floor  
Hopewell Centre  
183 Queen's Road East  
Wanchai  
Hong Kong

## COMPANY SECRETARY

Lau Tung Ni

## AUDITOR

Deloitte Touche Tohmatsu

## SOLICITOR

P. C. Woo & Co.

## STOCK CODE

373

## WEBSITES

<http://www.alliedgroup.com.hk>  
<http://www.irasia.com/listco/hk/alliedgroup/index.htm>

## Chairman's Statement

I am pleased to present to shareholders of Allied Group Limited ("Company") the annual results of the Company and its subsidiaries (collectively the "Group") for the year 2015. The performance of the Group has been very pleasing as the Group achieved a record profit attributable to shareholders.

### FINANCIAL RESULTS

For the year ended 31st December, 2015, the Group's revenue (including continuing and discontinued operations) was HK\$5,304.4 million (2014: HK\$5,766.3 million). Profit attributable to the owners of the Company (including continuing and discontinued operations) was HK\$2,983.2 million in 2015 (2014: HK\$1,655.7 million). The earnings per share (including continuing and discontinued operations) amounted to HK\$16.33, as compared to HK\$9.02 in 2014.

### DIVIDEND

The Board has declared a second interim dividend of HK\$1.6 per share (in lieu of a final dividend) for the year ended 31st December, 2015 (2014 final dividend: HK\$1.5 per share) payable on or around Wednesday, 4th May, 2016 to the shareholders of the Company ("Shareholders") whose names appear on the register of members of the Company on Friday, 15th April, 2016, making a total dividend for the year 2015 of HK\$1.75 per share (2014: HK\$1.65 per share).

It should be noted that the Company undertook share repurchases for cancellation during the year at an aggregate consideration of approximately HK\$193.7 million. Accordingly, both net asset value per share and earnings per share have been enhanced. The Board will give consideration to further repurchases of shares for cancellation when opportunities arise.

### CLOSURE OF REGISTER OF MEMBERS

#### (1) For determining the entitlement to the second interim dividend

For determining the entitlement to the second interim dividend (in lieu of a final dividend) for the year ended 31st December, 2015, the register of members of the Company will be closed from Wednesday, 13th April, 2016 to Friday, 15th April, 2016 (both days inclusive), during which period no transfer of shares of the Company will be registered. In order for a Shareholder to qualify for the second interim dividend (in lieu of a final dividend), all transfer forms accompanied by the relevant share certificates must be lodged with the Company's share registrar, Computershare Hong Kong Investor Services Limited of Shops 1712-1716, 17th Floor, Hopewell Centre, 183 Queen's Road East, Wanchai, Hong Kong for registration not later than 4:30 p.m. on Tuesday, 12th April, 2016.

#### (2) For determining the entitlement to attend and vote at the forthcoming annual general meeting of the Company ("2016 AGM")

The 2016 AGM is scheduled to be held on Thursday, 26th May, 2016. For determining the entitlement to attend and vote at the 2016 AGM, the register of members of the Company will be closed from Tuesday, 24th May, 2016 to Thursday, 26th May, 2016 (both days inclusive), during which period no transfer of shares of the Company will be registered. In order for a Shareholder to be eligible to attend and vote at the 2016 AGM, all transfer forms accompanied by the relevant share certificates must be lodged with the Company's share registrar, Computershare Hong Kong Investor Services Limited of Shops 1712-1716, 17th Floor, Hopewell Centre, 183 Queen's Road East, Wanchai, Hong Kong for registration not later than 4:30 p.m. on Monday, 23rd May, 2016.

## FUTURE PROSPECTS

The "Review of Operations" by the Chief Executive, which immediately follows this statement, incorporates the Group's business outlook for the future.

## APPRECIATION

We have experienced a record year of profit in 2015. However, the Group expects there will be various economic challenges during 2016. We believe that with its prudent strategy, and the dedication, loyalty, professionalism of its staff, the Group is well prepared to meet the challenges.

I would like to express the Group's appreciation for the efforts of our staff and look forward to their continued support. I would also like to thank my fellow Directors, our professional advisors and our Shareholders for their support during the year.



**Arthur George Dew**  
*Chairman*

Hong Kong, 23rd March, 2016

## INTRODUCTION

The Company is primarily an investment holding company, with a stated strategy of focusing its management and financial resources on its core businesses of property investment and development together with financial services. The Company's interests in property investment and development in Hong Kong are mainly held through its 74.92% holding in Allied Properties (H.K.) Limited ("Allied Properties") and in respect of property investment and development in The People's Republic of China, through Tian An China Investments Company Limited ("TACI"), being a 48.66% associate held by Allied Properties. The Company's financial services business is mainly conducted through Allied Properties' 55.52% holding in Sun Hung Kai & Co. Limited ("SHK") as well as SHK's effective 58.18% holding in United Asia Finance Limited ("UAF"). SHK Hong Kong Industries Limited ("SHK HK IND"), a 74.98% subsidiary of the Company, is engaged in investments in listed and unlisted securities.

## FINANCIAL HIGHLIGHTS

	2015 HK\$ Million	2014 HK\$ Million
Revenue	<b>4,700.9</b>	4,693.0
Profit for the year attributable to owners of the Company (continuing and discontinued operations)	<b>2,983.2</b>	1,655.7
Equity attributable to owners of the Company	<b>19,344.1</b>	17,167.4
Return on equity attributable to owners of the Company	<b>15.4%</b>	9.6%
Gearing ratio	<b>9.2%</b>	28.7%
	<b>HK\$</b>	HK\$
Earnings per share	<b>16.33</b>	9.02

## FINANCIAL REVIEW

### Financial Results

The revenue of the Group for the year from continuing operations was HK\$4,700.9 million (2014: HK\$4,693.0 million), no material change compared to the year before.

The profit for the year (including continuing and discontinued operations) was HK\$5,978.8 million (2014: HK\$3,237.2 million), which included HK\$3,033.5 million gain on disposal of 70% interest in Sun Hung Kai Financial Group Limited ("SHKFGL") to Everbright Securities Financial Holdings Limited ("Everbright Securities"), a wholly-owned subsidiary of the Shanghai listed Everbright Securities Company Limited.

The profit attributable to the owners of the Company for the year from continuing and discontinued operations was HK\$2,983.2 million (2014: HK\$1,655.7 million), an increase of HK\$1,327.5 million.

The increase in profit attributable to the owners of the Company was primarily due to:

- gain on disposal of 70% interest in SHKFGL mentioned above; and
- higher contribution from associate TACI.

## FINANCIAL REVIEW (CONT'D)

### Financial Results (Cont'd)

The disposal of 70% interest in SHKFGL by SHK was completed on 2nd June, 2015. SHKFGL's contribution to the Group up to the completion date was classified under discontinued operations and all 2014 comparative figures were reclassified accordingly. SHKFGL became a 30% owned associate of the Group and its contribution has been grouped under share of results of associates. In order to present the Group's segmental information more clearly after the disposal of SHKFGL, the segment previously named as "Investment, broking and finance" is re-designated as "Investment and finance".

#### *Earnings per share*

Earnings per share from continuing and discontinued operations amounted to HK\$16.33 (2014: HK\$9.02).

### Material Acquisitions and Disposals

- (a) On 1st February, 2015, SHK entered into a sale and purchase agreement with Everbright Securities to dispose of 70% equity interest in SHKFGL ("SHKFGL Disposal") at a consideration of HK\$4,095.0 million. The transaction was completed on 2nd June, 2015 and the gain on disposal was HK\$3,033.5 million. Further details of the SHKFGL Disposal are set out in the circular of the Company dated 27th February, 2015 and the announcement of the Company dated 2nd June, 2015. SHKFGL has become a 30% associate of SHK with a carrying value of HK\$1,644.0 million upon completion of the transaction. During the year, an impairment of HK\$538.7 million, included in "other operating expense" was incurred from the revaluation of this equity stake. As part of the transaction, SHK negotiated a put option on the 30% equity interest of SHKFGL to Everbright Securities. This put option recorded a valuation gain of HK\$596.0 million classified under gain on financial assets. The net gain of HK\$57.3 million implicitly reflects the guaranteed return from the option, and timing differences.
- (b) On 5th June, 2015, AP Development Limited, a non wholly-owned subsidiary of the Company, entered into a sale and purchase agreement to dispose of its entire interest in King Policy Development Limited ("KP") to Allied Kajima Limited ("KP Disposal"), which is a joint venture of the Company. The KP Disposal was completed on 25th June, 2015 and the consideration received was HK\$640.5 million. KP holds a block of serviced apartments, Century Court, in Wanchai. Before the disposal, the Century Court was revalued at market value and the fair value gain was HK\$203.2 million. The gain on KP Disposal was HK\$15.9 million based on the property revalued amount.

Other than the above disposals, there were no material acquisitions or disposals of subsidiaries, associates or joint ventures during the year.

### Financial Resources, Liquidity and Capital Structure

During the year, the Group purchased part of the 6.375% US dollar denominated notes ("6.375% Notes") with a total nominal value of US\$19.4 million (2014: US\$9.3 million) from the market at a consideration of HK\$153.5 million (2014: HK\$75.9 million). The nominal value of the 6.375% Notes outstanding after eliminating the intra-group holdings was US\$289.8 million or equivalent to HK\$2,246.0 million at the end of the reporting period (2014: US\$309.2 million or equivalent to HK\$2,398.4 million).

**FINANCIAL REVIEW (CONT'D)****Financial Resources, Liquidity and Capital Structure (Cont'd)**

The nominal value of the 3% US dollar denominated notes was US\$60.0 million or equivalent to HK\$465.0 million (2014: US\$60.0 million or equivalent to HK\$465.4 million) at the end of the reporting period.

During the year, the Group purchased part of the 6.9% Renminbi denominated notes ("6.9% Notes") with a total nominal value of RMB5.0 million from the market at a consideration of HK\$6.4 million. The nominal value of the 6.9% Notes after eliminating the intra-group holdings was RMB488.0 million or equivalent to HK\$582.4 million (2014: RMB493.0 million or equivalent to HK\$616.2 million) at the end of the reporting period.

At the end of the reporting period, the equity attributable to owners of the Company amounted to HK\$19,344.1 million, representing an increase of HK\$2,176.7 million or approximately 12.7% from 2014. The Group maintained a strong cash and bank balance position and had cash and bank balances of approximately HK\$8,427.4 million as at 31st December, 2015 (2014: HK\$6,386.7 million). The Group's bank and other borrowings and notes totalling HK\$10,199.7 million (2014: HK\$11,308.2 million) of which the portion due on demand or within one year was HK\$2,652.7 million (2014: HK\$4,595.3 million) and the remaining long-term portion was HK\$7,547.0 million (2014: HK\$6,712.9 million). The liquidity of the Group as evidenced by the current ratio (current assets/current liabilities) was 5.93 times (2014: 3.10 times). The Group's gearing ratio (net bank and other borrowings and notes/equity attributable to the owners of the Company) was 9.2% (2014: 28.7%).

	<b>2015</b>	2014
	<b>HK\$ Million</b>	HK\$ Million
Bank loans are repayable as follows:		
On demand or within one year	<b>1,995.1</b>	4,152.2
More than one year but not exceeding two years	<b>2,240.9</b>	1,434.3
More than two years but not exceeding five years	<b>2,027.7</b>	1,851.7
Bank loans with a repayment on demand clause are repayable as follows:		
Within one year	<b>73.2</b>	350.0
More than one year but not exceeding two years	<b>65.2</b>	17.2
More than two years but not exceeding five years	<b>446.0</b>	9.2
	<b>6,848.1</b>	7,814.6
Other borrowings repayable over five years	<b>35.0</b>	–
Renminbi denominated notes are repayable as follows:		
Within one year	<b>6.6</b>	6.9
More than one year but not exceeding five years	<b>580.4</b>	612.9
US dollar denominated notes are repayable as follows:		
Within one year	<b>66.6</b>	59.8
More than one year but not exceeding five years	<b>2,663.0</b>	2,814.0
	<b>3,351.6</b>	3,493.6
	<b>10,199.7</b>	11,308.2



## FINANCIAL REVIEW (CONT'D)

### Financial Resources, Liquidity and Capital Structure (Cont'd)

Other than the US dollar denominated notes and Renminbi denominated notes, most of the bank and other borrowings of the Group are charged at floating interest rates. There are no known seasonal factors in the Group's borrowing profile.

The banking facilities of the Group are reviewed from time to time and new banking facilities will be obtained or renewed to meet the funding requirements for capital commitments, investments and operations of the Group.

During the year, the Company repurchased 5,090,000 own shares at an aggregate consideration of approximately HK\$193.7 million, details of which are outlined in the section "Purchase, Sale or Redemption of Shares" below.

### Segment Information

Detailed segmental information in respect of the revenue and profit or loss is shown in note 6 to the consolidated financial information.

### Risk of Foreign Exchange Fluctuation

The Group is required to maintain foreign currency exposure to cater for its recurring operating activities and present and potential investment activities, meaning it will be subject to reasonable exchange rate exposure. However, the Group will closely monitor this risk exposure as required.

### Contingent Liabilities

Details of contingent liabilities are set out in note 44 to the consolidated financial statements.

### Pledge of Assets

Details regarding pledge of assets are set out in note 47 to the consolidated financial statements.

### Event After The Reporting Period

Details regarding event after the reporting period are set out in note 49 to the consolidated financial statements.

## OPERATIONAL REVIEW

### Financial Services

#### *Investment and Finance*

- The profit attributable to owners of SHK was HK\$3,896.5 million (2014: HK\$1,328.4 million), with profit before taxation and discontinued operations amounting to HK\$973.2 million (2014: HK\$1,712.7 million).
- SHK completed the disposal of 70% interest in SHKFGL. The benefits of this transaction are: (1) SHK realised a gain on disposal of HK\$3,033.5 million, (2) it frees up significant amount of cash for re-investment, (3) SHK continues to participate in the future growth through the retained 30% interest in SHKFGL, and (4) downside is protected by a put right (please refer to note 15 regarding discontinued operations on page 149 of this annual report).
- SHK's structured finance division provides funding solutions to corporates and high net worth individuals. At 31st December, 2015, the aggregate structured finance loan balance was HK\$3,328.8 million (2014: HK\$3,346.0 million). Interest income increased by 13% in 2015 reflecting the higher average loan balance during the year as the division also facilitated shorter term bridging loans.
- The carrying value of SHK's investment portfolio, including the 30% stake in SHKFGL, amounted to HK\$7,593.9 million at the end of December 2015 and this division contributed a total pre-tax contribution of HK\$469.9 million to SHK (2014: HK\$229.2 million).
- Sun Hung Kai Credit Limited, an 86% owned subsidiary of SHK, commenced business in October 2015 providing mortgage services and lending solutions to home owners and property investors in Hong Kong. The business is funded by SHK's internal cash resources.

#### *Consumer Finance*

- Pre-tax profit of UAF, the 58% owned subsidiary of SHK, for the year amounted to HK\$609.5 million, a decrease of 57% from 2014. This is due to a significant increase in bad and doubtful debts incurred from its mainland China business. Total bad and doubtful debts increased by 86% to HK\$1,463.3 million.
- UAF has been addressing this higher bad debt ratio problem in mainland China by revising its operational and credit strategies to reduce overall risk. Measures included tightening up credit to small businesses which segment is more affected by the downturn in economic activities and revising the strategy to focus on smaller loans to salaried workers which segment is considered a more resilient customer group.
- Cost rationalisation measures have also been put in place.
- UAF's business in Hong Kong remained steady with good profitability. This was in spite of its overall volume in Hong Kong dropping slightly, caused mainly by reduction in the mortgage loan portfolio. UAF will focus its business on unsecured loans going forward in order to maintain its funding flexibility and advantage.
- At the end of the year, the consolidated consumer finance gross loan balance amounted to HK\$9.6 billion, representing a decrease of 21% from the end of 2014. UAF had 158 branches on the mainland, including 5 branches on loan marketing and guarantee business, and 50 branches in Hong Kong at the end of 2015.

## OPERATIONAL REVIEW (CONT'D)

### Properties

#### *Hong Kong*

- Allied Properties reported a profit attributable to its owners (including continuing and discontinued operations) of HK\$4,122.5 million (2014: HK\$2,023.8 million).
- Rental income from its Hong Kong property portfolio increased by 4.8% when compared to 2014.
- Allied Properties disposed in June 2015 of its interest in the serviced apartments, Century Court, to Allied Kajima Limited ("AKL"), being Allied Properties' 50% owned joint venture at a consideration of HK\$640.5 million. The total gain arising from this transaction including the HK\$203.2 million property revaluation gain before the disposal was HK\$219.1 million.
- The net gain in the value of Allied Properties' property portfolio, including investment properties owned by SHK and Century Court prior to disposal, was HK\$436.0 million during the year, higher than that of 2014 by HK\$32.2 million.
- Due to the decrease in the number of tourists from mainland China, the hotel division reported decrease in average room rates and occupancies, resulting in a decreased contribution.
- AKL added Century Court to its existing portfolio, which includes Allied Kajima Building, Novotel Century Hong Kong hotel and Sofitel Philippine Plaza Hotel. Century Court will be redeveloped into a boutique hotel and synergy is expected between the property and the existing Novotel hotel which is located diagonally opposite to it. Demolition work has commenced in the first quarter of 2016.

## OPERATIONAL REVIEW (CONT'D)

### Properties (Cont'd)

#### *Mainland PRC*

- The profit attributable to the owners of TACI (including continuing and discontinued operations) was HK\$2,600.0 million (2014: HK\$1,284.5 million).
- The increase in profit of TACI was mainly due to gains of HK\$3,012.8 million on disposal of non-core assets. In 2014, TACI's disposal of non-core assets produced gains of HK\$1,229.5 million.
- There are a total of 15 cyberparks over 12 cities. The overall contribution of TACI's cyberpark unit has been below its expectations as the slowing Chinese economy affected sales and leasing. The cyberparks on the Pearl River Delta have been the exception and TACI will concentrate on developing new cyberparks and urban renewal projects in this region where it has ample manpower and marketing resources.
- TACI's urban renewal project, Tian An Cloud Park, in Huawei New City Area in the Longgang District of Shenzhen is a large scale cyberpark approximately 4 times TACI's standard size. Construction works of the superstructure of all seven towers of phase 1 of the project with GFA of approximately 531,600 m<sup>2</sup> (including basement) were fully completed in 2015. Sales and leasing for phase 1 have been encouraging and this project has started to contribute to TACI's performance.

### Investments

#### *SHK Hong Kong Industries Limited ("SHK HK IND")*

- SHK HK IND reported a net loss attributable to its owners of HK\$104.0 million (2014: profit of HK\$87.1 million).
- The drop of prices in the Hong Kong stock market since the second half of 2015 has affected the performance of SHK HK IND as the majority of SHK HK IND's assets are listed shares and warrants.

### EMPLOYEES

The total number of headcount of the Group as at 31st December, 2015 was 6,927 (2014: 8,178). The decrease in headcount was due primarily to the reclassification of SHKFGL as a 30% owned associate post the SHKFGL Disposal. Total staff costs (including continuing and discontinued operations), including Directors' emoluments, amounted to HK\$1,130.4 million (2014: HK\$1,253.1 million). The Group reviews remuneration packages from time to time. In addition to salary payments, other staff benefits include contributions to employee provident funds, medical subsidies and a discretionary bonus scheme. The Group recognises the importance of continuing professional education and development, and appropriate courses are arranged on a periodical basis as well as subsidies are granted to employees who take job-related courses.

## PRINCIPAL RISKS

The Group adopts a comprehensive risk management framework. Risk management policies and procedures are regularly reviewed and updated to react to changes in market conditions and the Group's business strategy. The audit committee of the Company ("Audit Committee"), or in the case of SHK, its risk management committee, reviews risk-related policies and scrutinises that management has performed its duty to have effective risk management and internal control systems necessary for monitoring and controlling major risks arising from the Group's business activities, changing external risks and the regulatory environment, and reports to the Board on the above.

### Financial Risk

Financial risk includes market risk, credit risk and liquidity risk. Market risk concerns that the value of an investment will change due to movements in market factors and which can be further divided into equity risk, interest rate risk and foreign exchange risk. Credit risk is the risk of losses arising from clients or counterparties failing to make payments as contracted. Liquidity risk concerns that a given security or asset cannot be traded readily in the market to prevent a loss or make the required profit. Further discussion on financial risk management is outlined in note 41 to the consolidated financial statements.

### Operational Risk

Operational risk is concerned with possible losses caused by inadequate or failed internal processes, people, systems or external events. Operational risk is mitigated and controlled through establishing robust internal controls, setting out clear lines of responsibility, proper segregation of duties and effective internal reporting and contingency planning. It is our corporate culture that the business and operating line management are fully aware of, and responsible for, managing the operational risks of their business units on a day-to-day basis. Independent monitoring and reviews are conducted by the internal audit team which reports regularly to the respective senior management and the Audit Committee.

## RELEVANT LAWS AND REGULATIONS

The Group is highly committed to comply with laws and regulations that govern our businesses. As a listed company in Hong Kong, the company has to comply with the Rules Governing the Listing of Securities on The Stock Exchange of Hong Kong Limited. Our loan businesses in Hong Kong are governed by the Money Lenders Ordinance. The lending businesses in the PRC are operated in accordance with the regional guidelines announced by the provincial governments under the Guiding Opinions of the China Banking Regulatory Commission and the People's Bank of China on the Pilot Operation of Small Loan Companies. Our rental businesses are governed by the Landlord and Tenant (Consolidation) Ordinance.

## ENVIRONMENTAL POLICIES

The Group is committed to building an eco-friendly corporation. It is the Group's aim to reduce the impacts of its operations on the environment. The environmental policies of the Group include minimising consumption of paper and electricity, reducing waste and promoting the use of electronic communication and storage.

## RELATIONSHIP WITH KEY STAKEHOLDERS

### Customers

As a market leader in Hong Kong, UAF runs an extensive advertising and promotion campaign. Customer relationship programmes such as “member-get-members”, bonus point schemes are in place. Customers can access UAF’s loan services through its extensive branch network, phone application as well as on-line means in Hong Kong such as E-cash Revolving Loans and the newly launched mobile app.

Our investment property portfolio serves the needs of our tenants. To ensure that the properties are in good condition, we perform regular inspection, maintenance and refurbishment of our properties with our own professional property management teams. Our dedicated staff aims to provide services to tenants to meet their expectations with satisfaction.

### Community

Various subsidiaries across the Group have participated in different community programmes. For example, The Sun Hung Kai & Co. Foundation (formerly the SHKF Foundation) was established in March 2010. It serves as a platform for the Group and its business associates and partners to support our community, in particular, to improve the lives of the underprivileged. The Foundation’s principal interests are in the areas of poverty relief, education and the environment. As we look to the future, we will continue to devote our time, resources and capital to fostering a stronger and sustainable Hong Kong. Total charitable donations by the Group amounted to HK\$2.7 million in 2015.

Apart from direct donations, the Group also encourages our staff to enrol in charitable and community services. During the year, the Group and our staff participated in several events and services including visits to elderly homes, children-care programs, charity runs and youth nurturing programs. UAF has been named a “Caring Company” by the Hong Kong Council of Social Services for ten consecutive years.

### Staff

Our Group treasures our staff as our important asset and believes success in staff development will drive the long term performance of the Group. An account of staff relationships is included in the Employee section above.

### Investors

An account of the Company’s relationship with shareholders can be found in the Corporate Governance Report.

## LONG TERM CORPORATE STRATEGIES

The Group will continue its businesses of investment, structured finance, consumer finance, property and related businesses and other investments. The Group’s policy has been to adopt the following long term strategies:

1. To maintain the organic growth of its core businesses;
2. To maintain a balance between the demands of short term returns and long term capital appreciation; and
3. To seek investment opportunities that assist in strengthening and broadening its earnings base.

## BUSINESS OUTLOOK

It is expected that the slowdown of mainland China's economy is likely to remain and global economy is forecast to have slow growth.

In the near term, the earnings outlook for the consumer finance business on the mainland remains challenging and the Group will maintain a conservative approach under the current economic conditions. The unemployment rate is a risk factor for the Hong Kong consumer finance businesses and the management will remain vigilant to adjust the strategy should there be any deterioration in the local operating environment.

For the structured finance business, it is expected that the liquidity conditions for medium size enterprises are likely to remain tight in the current market and there should be healthy demand for funding solutions.

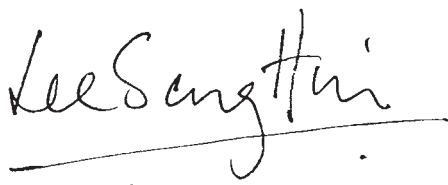
The last quarter of 2015 saw the Hong Kong property market starting to consolidate and the property prices went downwards. It is expected that the market will be challenging in 2016.

After the downward adjustments of property prices in most cities in China since 2014, there have been various measures by the mainland authorities to support the property market. Market prices for residential properties have increased substantially in first-tier cities, while those in suburban areas and lower-tier cities are now improving. TACI is pleased with the improving sentiment and is confident of the longer term prospects of the property market in China.

The Board will continue to adopt a prudent approach in implementing the Group's stated strategies with solid financial position and diversified income streams for the benefit of the Group and all its shareholders.

## APPRECIATION

The Board would like to thank all the staff for their effort and contribution in 2015, and would like to express appreciation to the Shareholders for their continued support.



**Lee Seng Hui**  
*Chief Executive*

Hong Kong, 23rd March, 2016

**ARTHUR GEORGE DEW**

Mr. Arthur George Dew, aged 74, Chairman of the Company since January 2007, was appointed an Independent Non-Executive Director of the Company in December 1995 and re-designated as a Non-Executive Director of the Company in July 2002. Mr. Dew is also a director of a subsidiary of the Company. He graduated from the Law School of the University of Sydney, Australia, and was admitted as a solicitor and later as a barrister of the Supreme Court of New South Wales, Australia. He is currently a non-practising barrister. He has a broad range of corporate and business experience and has served as a director, and in some instances chairman of the board of directors, of a number of public companies listed in Australia, Hong Kong and elsewhere. He is also the chairman and a non-executive director of each of Allied Properties (H.K.) Limited (“APL”) and Dragon Mining Limited (“Dragon Mining”), and a non-executive director of each of SHK Hong Kong Industries Limited (“SHK HK IND”) and Tanami Gold NL (“Tanami Gold”). Mr. Dew was appointed as a non-executive director and re-designated as the non-executive chairman of PBD Developments Limited (“PBD”) in December 2015, and was appointed as the chairman and a non-executive director of APAC Resources Limited (“APAC”) in March 2016. Mr. Dew was previously the chairman and a non-executive director of SkyOcean International Holdings Limited (“SkyOcean International”, formerly known as Allied Overseas Limited) and a non-executive director of Eurogold Limited (“Eurogold”). Dragon Mining, Tanami Gold, PBD and Eurogold are companies listed on the Australian Securities Exchange.

**LEE SENG HUI**

Mr. Lee Seng Hui, aged 47, Chief Executive of the Company since January 1998, was appointed a Non-Executive Director of the Company in July 1992 and became an Executive Director of the Company in December 1993. Save as disclosed herein, Mr. Lee is also a director of a subsidiary of the Company. He graduated from the Law School of the University of Sydney with Honours. Previously, he worked with Baker & McKenzie and N M Rothschild & Sons (Hong Kong) Limited. Mr. Lee is the chief executive and an executive director of APL and the chairman and a non-executive director of Tian An China Investments Company Limited (“Tian An”). He is a non-executive director of APAC and a non-executive chairman of Mount Gibson Iron Limited (“Mount Gibson”). Mr. Lee was previously a non-executive director of Tanami Gold. Mount Gibson and Tanami Gold are companies listed on the Australian Securities Exchange. He is a brother of Ms. Lee Su Hwei (a Non-Executive Director of the Company).

**EDWIN LO KING YAU**

Mr. Edwin Lo King Yau, aged 55, was appointed an Executive Director of the Company in May 2000 and resigned as the Company Secretary of the Company in March 2016. Mr. Lo is also director of certain subsidiaries of the Company. He holds a Master’s Degree in Applied Finance from Macquarie University, Australia and is a chartered company secretary. He had served various executive roles in several companies in Hong Kong including as company secretary for public listed companies. He is also an executive director of Tian An.



**MAK PAK HUNG**

Mr. Mak Pak Hung, aged 69, was appointed an Executive Director of the Company in January 2006. He holds a Bachelor of Arts Honours Degree in Economics from the University of Hong Kong and a Master of Business Administration Degree from the University of Western Ontario, Canada. Mr. Mak is the Executive Director for Banking and Treasury of Sun Hung Kai & Co. Limited ("SHK") and a director of Sun Hung Kai International Bank [Brunei] Limited, a wholly-owned subsidiary of SHK. Formerly, Mr. Mak was the Chief Financial Officer of SHK. Prior to joining SHK, Mr. Mak was with A.S. Watson & Company Limited, a subsidiary company of Hutchison Whampoa Limited, as Chief Operating Officer and Group Finance Director. Before that, he was the Managing Director of Canadian Imperial Bank of Commerce for Hong Kong and China and has also held senior positions with Manufacturers Hanover Trust Co. and Citibank N.A., with extensive experience in banking and finance. He is also a director of United Asia Finance Limited.

**LEE SU HWEI**

Ms. Lee Su Hwei, aged 45, was appointed a Non-Executive Director of the Company in May 2000. She holds a Bachelor of Economics Degree from the University of Sydney and has experience as an investment analyst and in the securities industry generally in Hong Kong and the region. She is the sister of Mr. Lee Seng Hui (the Chief Executive and Executive Director of the Company).

**DAVID CRAIG BARTLETT**

Mr. David Craig Bartlett, aged 50, was appointed an Independent Non-Executive Director of the Company in December 1999. He graduated with honours in law from Exeter University in the United Kingdom in 1988 and subsequently qualified as a solicitor in England & Wales, The Republic of Ireland and the Hong Kong Special Administrative Region. A former partner of the international law firm Clyde & Co., he regularly acted for and advised the Company and its subsidiaries before leaving private practice for a career in industry. Now based primarily in Europe, Mr. Bartlett is also an independent non-executive director of each of APL and SHK.

**ALAN STEPHEN JONES**

Mr. Alan Stephen Jones, aged 73, was appointed an Independent Non-Executive Director of the Company in January 2006. Mr. Jones, a chartered accountant, has extensive experience in management, administration, accounting, property development, carpark management, finance and trading, and has been involved in successful mergers and acquisitions of a number of public companies in Australia and internationally. Mr. Jones is an independent non-executive director of each of APL and SHK. He is also an independent non-executive director of Mount Gibson, a company listed on the Australian Securities Exchange. He is also a non-executive chairman of Air Change International Limited and a non-executive director of Mulpha Australia Limited.

**LISA YANG LAI SUM**

Ms. Lisa Yang Lai Sum, aged 49, was appointed an Independent Non-Executive Director of the Company in November 2013. She graduated from the University of Sydney with a Bachelor's Degree in Law and Economics and is also qualified as a solicitor in Australia and England. She is a practicing solicitor in Hong Kong and a consultant of ONC Lawyers. Ms. Yang is also an independent non-executive director of Tian An.

**KENNETH LI CHI KONG**

Mr. Kenneth Li Chi Kong, aged 62, joined the Company in January 1996 and is the Group Financial Controller of the Company. Mr. Li is also director of certain subsidiaries of the Company. Mr. Li graduated from the University of Edinburgh in Scotland, United Kingdom with a Bachelor's Degree of Science and obtained a Post-graduate Diploma in Accounting from Heriot-Watt University in Edinburgh. He is a member of the Institute of Chartered Accountants of Scotland and a fellow of the Hong Kong Institute of Certified Public Accountants. He has extensive experience in finance and accounting. Prior to joining the Group, Mr. Li worked for two major audit firms and acted as the group financial controller for several listed companies in Hong Kong. Mr. Li is also the financial controller and an executive director of APL. He was previously an executive director of Allied Cement Holdings Limited.

**MARK WONG TAI CHUN**

Mr. Mark Wong Tai Chun, aged 51, took up the post of director of investment of the Company in September 2007. Mr. Wong is also director of certain subsidiaries of the Company. He has a Master's Degree in Business Administration and is a fellow of the Hong Kong Institute of Certified Public Accountants, the Association of Chartered Certified Accountants, The Institute of Chartered Secretaries and Administrators and The Hong Kong Institute of Chartered Secretaries. Mr. Wong was the financial controller of other listed companies in Hong Kong. He is also an executive director of each of APL and SHK HK IND and an alternate director to Mr. Arthur George Dew in Tanami Gold. Mr. Wong was appointed as an alternate director to Mr. Arthur George Dew in Dragon Mining, PBD and APAC in May 2015, December 2015 and March 2016 respectively. Mr. Wong was previously an executive director and the chief executive officer of SkyOcean International and an alternate director to Mr. Arthur George Dew in Eurogold. Dragon Mining, Tanami Gold, PBD and Eurogold are companies listed on the Australian Securities Exchange.

**KELVIN LAM KAM WING**

Mr. Kelvin Lam Kam Wing, aged 49, is the Assistant Financial Controller of the Company. He obtained a Master's Degree in Business Administration from The Chinese University of Hong Kong in 1999 and is a fellow of the Association of Chartered Certified Accountants and an associate member of the Hong Kong Institute of Certified Public Accountants. Before Mr. Lam joined the Group in 1992, he had worked in an international accounting firm for four years.

The Company is committed to maintaining a high standard of corporate governance within a sensible framework with an emphasis on the principles of transparency, accountability and independence. The board of directors of the Company (“Board”) believes that good corporate governance is essential to the success of the Company and to the enhancement of shareholders’ value.

## CORPORATE GOVERNANCE CODE AND CORPORATE GOVERNANCE REPORT

In the light of the Corporate Governance Code and Corporate Governance Report (“CG Code”) contained in Appendix 14 of the Rules Governing the Listing of Securities on The Stock Exchange of Hong Kong Limited (“Listing Rules”), the Board has reviewed the corporate governance practices of the Company with the adoption of the various enhanced procedures which are detailed in this report. The Company has applied the principles of, and complied with, the applicable code provisions of the CG Code during the year ended 31st December, 2015, except for certain deviations as specified with considered reasons for such deviations as explained below. The Board will review the current practices at least annually, and make appropriate changes if considered necessary.

### THE BOARD

The Board currently comprises eight directors (“Directors”) in total, with three Executive Directors, two Non-Executive Directors (“NEDs”) and three Independent Non-Executive Directors (“INEDs”). The composition of the Board during the year and up to the date of this report is set out as follows:

**Executive Directors:** Lee Seng Hui (*Chief Executive*)  
Edwin Lo King Yau  
Mak Pak Hung

**Non-Executive Directors:** Arthur George Dew (*Chairman*)  
Lee Su Hwei

**Independent Non-Executive Directors:** David Craig Bartlett  
Alan Stephen Jones  
Lisa Yang Lai Sum

The brief biographical details of the Directors are set out in the Profile of Directors and Senior Management on pages 16 to 18. Other than that Mr. Lee Seng Hui, the Chief Executive of the Company, is a brother of Ms. Lee Su Hwei, a NED of the Company, there are no family or other material relationships among members of the Board.

## THE BOARD (CONT'D)

### Board Process

During the year, the NEDs (a majority of whom are independent) provided the Company and its subsidiaries (collectively "Group") with a wide range of expertise and experience. Their active participation in the Board and committee meetings brought independent judgment on issues relating to the Group's strategy, performance and management process, taking into account the interests of all shareholders of the Company ("Shareholders").

Throughout the year and up to the date of this report, the Company has had at least three INEDs representing not less than one-third of the Board. At least one of the INEDs has the appropriate professional qualifications or accounting or related financial management expertise under Rule 3.10 of the Listing Rules. The Board has received from each INED an annual confirmation of his/her independence and considers that all the INEDs are independent under the guidelines set out in Rule 3.13 of the Listing Rules.

The Board meets regularly to discuss the overall strategy as well as the operation and financial performance of the Group, and to review and approve the Group's annual and interim results and other ad hoc matters which need to be dealt with. During the year, six Board meetings were held and the individual attendance records of each Director at the meetings of the Board, Remuneration Committee, Audit Committee and general meeting during the year ended 31st December, 2015 are set out below:

Name of Directors	Number of meetings attended/held			
	Board	Remuneration Committee	Audit Committee	General Meeting
<b>Executive Directors:</b>				
Lee Seng Hui ( <i>Chief Executive</i> )	5/6			1/1
Edwin Lo King Yau	6/6			1/1
Mak Pak Hung	6/6			1/1
<b>Non-Executive Directors:</b>				
Arthur George Dew ( <i>Chairman</i> )	6/6	1/1	2/2	1/1
Lee Su Hwei	5/6			1/1
<b>Independent Non-Executive Directors:</b>				
David Craig Bartlett	5/6	1/1	2/2	1/1
Alan Stephen Jones	6/6	1/1	2/2	1/1
Lisa Yang Lai Sum	6/6	1/1	1/2	1/1

## THE BOARD (CONT'D)

### Board Process (Cont'd)

The Board has reserved for its decision or consideration matters covering mainly the Group's overall strategy, annual operating budget, annual and interim results, approval of Directors' appointment or re-appointment (based on the recommendations made by the Nomination Committee), material contracts and transactions, corporate governance as well as other significant policy and financial matters. The Board has delegated the day-to-day responsibility to the executive management under the instruction/supervision of the Executive Committee which has its specific written terms of reference. The respective functions of the Board and management of the Company have been formalised and set out in writing and will be reviewed by the Board from time to time to ensure that they are consistent with the existing rules and regulations. The functions of the Board have been revised in December 2015 for the relevant amendments to the revised CG Code effective on 1st January, 2016.

Regular Board meetings each year are scheduled in advance to facilitate maximum attendance of Directors. At least 14 days' notice of a Board meeting is normally given to all Directors who are given an opportunity to include matters for discussion in the agenda. The company secretary of the Company ("Company Secretary") assists the Chairman of the Board in preparing the agenda for meetings and ensures that all applicable rules and regulations are complied with. The agenda and the accompanying Board papers are normally sent to all Directors at least 3 days before the intended date of a regular Board meeting (and so far as practicable for such other Board meetings). Draft minutes of each Board meeting are circulated to all Directors for their comment before being tabled at the following Board meeting for approval. All minutes are kept by the Company Secretary and are open for inspection at any reasonable time on reasonable notice by any Director.

According to the current Board practice, if a substantial Shareholder or a Director has a conflict of interest in a matter to be considered by the Board which the Board has determined to be material, the matter will be dealt with by the Board at a duly convened Board meeting. The articles of association of the Company ("Articles of Association") also stipulate that save for the exceptions as provided therein, a Director shall abstain from voting on any Board resolution and not be counted in the quorum at meetings for approving any contract or arrangement in which such Director or any of his/her close associates has a material interest.

Every Director is entitled to have access to Board papers and related materials and has access to the advice and services of the Company Secretary. The Board and each Director also have separate and independent access to the Company's senior management. Directors will be continuously updated on the major development of the Listing Rules and other applicable regulatory requirements to ensure compliance and upkeep of good corporate governance practices. In addition, a written procedure has been established since June 2005 to enable the Directors, in discharge of their duties, to seek independent professional advice in appropriate circumstances at a reasonable cost to be borne by the Company.

## THE BOARD (CONT'D)

### Directors' Continuous Professional Development

For continuous professional development, in addition to Directors' attendance at meetings and review of papers and circulars sent by the management of the Company, Directors participated in the activities including the following:

<b>Participation in Continuous Professional Development Activities</b>		
<b>Name of Directors</b>	<b>Reading Regulatory Updates</b>	<b>Attending trainings/ briefings/seminars/ conference relevant to Directors' duties</b>
<b>Executive Directors:</b>		
Lee Seng Hui ( <i>Chief Executive</i> )	✓	✓
Edwin Lo King Yau	✓	✓
Mak Pak Hung	✓	✓
<b>Non-Executive Directors:</b>		
Arthur George Dew ( <i>Chairman</i> )	✓	✓
Lee Su Hwei	✓	✓
<b>Independent Non-Executive Directors:</b>		
David Craig Bartlett	✓	✓
Alan Stephen Jones	✓	✓
Lisa Yang Lai Sum	✓	✓

### Board Diversity

The Company has adopted the Board Diversity Policy in November 2013 which sets out the objectives and principles regarding board diversity for the purpose of achieving the Company's strategic objectives of balanced diversity at the Board as far as practicable. Board appointments will be based on merit and candidates will be considered against measurable objectives, taking into account the Company's business and needs.

Selection of candidates will be based on a range of diversity criteria, including but not limited to gender, age, cultural and educational background, knowledge, professional experience and skills. The ultimate decision will be based on merit and the contribution that the selected candidates may bring to the Board.

## ROLES OF CHAIRMAN AND CHIEF EXECUTIVE

Code provision A.2.1 of the CG Code stipulates that the roles of chairman and chief executive should be separate and should not be performed by the same individual. Mr. Arthur George Dew, being the Chairman of the Board, is primarily responsible for the leadership of the Board, ensuring that (i) all significant policy issues are discussed by the Board in a timely and constructive manner; (ii) all Directors are properly briefed on issues arising at Board meetings; and (iii) the Directors receive accurate, timely and clear information. The functions of the chief executive are performed by Mr. Lee Seng Hui, the Chief Executive of the Company, who is responsible for the day-to-day management of the Group's business. Their responsibilities are clearly segregated and have been set out in writing and approved by the Board in June 2005, and subsequently updated in April 2012.

## APPOINTMENT AND RE-ELECTION OF DIRECTORS

The terms of reference of the Nomination Committee include the nomination procedure specifying the process and criteria for the selection and recommendation of candidates for directorship of the Company.

Every newly appointed Director will receive an induction package from the Company Secretary on the first occasion of his/her appointment. This induction package is a comprehensive, formal and tailored induction on the responsibilities and on-going obligations to be observed by a director pursuant to the Companies Ordinance, Listing Rules and Securities and Futures Ordinance. In addition, this induction package includes materials briefly describing the operations and business of the Company, the latest published financial reports of the Company and the documentation for the corporate governance practices adopted by the Board. Directors will be continuously updated on any major developments of the Listing Rules and other applicable regulatory requirements to ensure compliance and upkeep of good corporate governance practices.

All NEDs (including INEDs) of the Company were appointed for a specific term, but subject to the relevant provisions of the Articles of Association or any other applicable laws whereby the Directors shall vacate or retire from their office but eligible for re-election. The term of appointment of the NEDs (including INEDs) has been renewed for further two years commencing from 1st January, 2015.

According to the Articles of Association, at each annual general meeting of the Company ("AGM"), one-third of the Directors for the time being (or, if their number is not a multiple of three, the number nearest to but not less than one-third) shall retire from office by rotation. Further, any Director appointed by the Board to fill a casual vacancy shall hold office only until the next following general meeting of the Company whilst for those appointed as an addition to the Board shall hold office until the next following AGM and in both cases, those Directors shall then be eligible for re-election at the relevant meeting. Every Director shall be subject to retirement by rotation at least once every three years.

## CORPORATE GOVERNANCE FUNCTION

The Board is responsible for performing corporate governance duties and has adopted the written terms of reference on its corporate governance functions in April 2012.

The duties of the Board in respect of the corporate governance functions include:

- (i) developing and reviewing the Company's policies and practices on corporate governance;
- (ii) reviewing and monitoring the training and continuous professional development of Directors and senior management;
- (iii) reviewing and monitoring the Company's policies and practices on compliance with legal and regulatory requirements;
- (iv) developing, reviewing and monitoring the code of conduct and compliance manual (if any) applicable to employees and Directors; and
- (v) reviewing the Company's compliance with the CG Code and disclosure in the Corporate Governance Report.

In 2015 and up to the date of this report, the Board has performed the corporate governance duties in accordance with its terms of reference.

## BOARD COMMITTEES

The Board has established various committees, including a Nomination Committee, a Remuneration Committee, an Audit Committee and an Executive Committee, each of which has its specific written terms of reference. Copies of minutes of all meetings and resolutions of the committees, which are kept by the Company Secretary, are circulated to all Board members and the committees are required to report back to the Board on their decision and recommendations where appropriate. The procedures and arrangements for a Board meeting, as mentioned in the section headed "The Board" of this report, have been adopted for the committee meetings so far as practicable.

### Nomination Committee

The Nomination Committee has been established since March 2012 and is chaired by the Chairman of the Board and comprises a majority of INEDs. Currently, the Nomination Committee consists of four members, including Mr. Arthur George Dew (Chairman of the Nomination Committee), being a NED, Mr. David Craig Bartlett, Mr. Alan Stephen Jones and Ms. Lisa Yang Lai Sum, all being the INEDs. The Nomination Committee is provided with sufficient resources to discharge its duties and has access to independent professional advice according to the Company's policy if considered necessary. The major roles and functions of the Nomination Committee are included in its terms of reference, which are available on the websites of The Stock Exchange of Hong Kong Limited ("Stock Exchange") and the Company.



## BOARD COMMITTEES (CONT'D)

### Nomination Committee (Cont'd)

The Nomination Committee will meet as and when necessary in accordance with its terms of reference and may also deal with matters by way of circulation. In 2015, no Nomination Committee meeting was held while the Nomination Committee dealt with matters by way of circulation. In 2015 and up to the date of this report, the Nomination Committee performed the works as summarised below:

- (i) reviewed and recommended for the Board's approval the proposed resolution for re-election of the retiring Directors at 2015 AGM and 2016 AGM; and
- (ii) reviewed the structure, size, composition and diversity of the Board and assessed the independence of each INED.

### Remuneration Committee

The Remuneration Committee has been established for more than 10 years and currently consists of four members, including Mr. David Craig Bartlett (Chairman of the Remuneration Committee), Mr. Alan Stephen Jones and Ms. Lisa Yang Lai Sum, all being the INEDs, and Mr. Arthur George Dew, being a NED. The Remuneration Committee is provided with sufficient resources to discharge its duties and has access to independent professional advice according to the Company's policy if considered necessary. The major roles and functions of the Remuneration Committee are included in its terms of reference, which are available on the websites of the Stock Exchange and the Company.

The terms of reference of the Remuneration Committee are in compliance with the code provision B.1.2 of the CG Code, but with a deviation from the code provision that the Remuneration Committee shall make recommendations to the Board on the remuneration packages of the Executive Directors only and not senior management (as opposed to executive directors and senior management under the code provision). The reasons for the above deviation are summarised as below:

- (i) the Board believes that the Remuneration Committee is not properly in a position to evaluate the performance of senior management and that this evaluation process is more effectively carried out by the Executive Directors;
- (ii) the Executive Directors must be in a position to supervise and control senior management and thus must be able to control their compensation; and
- (iii) there is no reason for Executive Directors to pay senior management more than industry standards and thus Shareholders will benefit by reducing costs in the fixing of such compensation packages.

The Remuneration Committee shall meet at least once a year in accordance with its terms of reference. One Remuneration Committee meeting was held in 2015 and the attendance of each member is set out in the section headed "The Board" of this report.

## BOARD COMMITTEES (CONT'D)

### Remuneration Committee (Cont'd)

In addition to the Remuneration Committee meeting, the Remuneration Committee also dealt with matters by way of circulation during 2015. In 2015 and up to the date of this report, the Remuneration Committee performed the works as summarised below:

- (i) reviewed the existing policy and structure for the remuneration of Directors;
- (ii) reviewed the existing remuneration packages of the Executive Directors, the Group Financial Controller and the director of investment;
- (iii) reviewed the existing remuneration of the NEDs (including the INEDs);
- (iv) reviewed and recommended for the Board's approval the bonus for the year ended 31st December, 2014 and the increment in the remuneration for the year 2015 of the Executive Directors, the Chairman, the Group Financial Controller and the director of investment; and
- (v) reviewed and recommended for the Board's approval the renewal of a tenancy agreement for provision of an accommodation to the Chief Executive whereby the monthly rental payable by the Company increased by HK\$23,500 effective from 1st January, 2016.

The remuneration payable to Directors will depend on their respective contractual terms under their employment contracts or service contracts as approved by the Board on the recommendation of the Remuneration Committee. Details of the Directors' remuneration are set out in note 10 to the consolidated financial statements whereas detailed changes in the emoluments of certain Directors during the interim period and up to the date of the Interim Report were also disclosed in the Interim Report of the Company dated 26th August, 2015. Details of the emolument policy of the Group are also set out in the "Emolument Policy" section contained in the Directors' Report on page 38.

### Audit Committee

The Audit Committee has been established for more than 10 years and currently consists of four NEDs, three of whom are INEDs. To retain independence and objectivity, the Audit Committee is chaired by an INED with appropriate professional qualifications or accounting or related financial management expertise. The current members of the Audit Committee are Mr. Alan Stephen Jones (Chairman of the Audit Committee), being an INED, Mr. Arthur George Dew, being a NED, Mr. David Craig Bartlett and Ms. Lisa Yang Lai Sum, both being INEDs. The Audit Committee is provided with sufficient resources to discharge its duties and has access to independent professional advice according to the Company's policy if considered necessary. The major roles and functions of the Audit Committee are included in its terms of reference, which are available on the websites of the Stock Exchange and the Company.

## BOARD COMMITTEES (CONT'D)

### Audit Committee (Cont'd)

The terms of reference of the Audit Committee are revised from time to time to comply with the code provision C.3.3 of the CG Code, but with deviations from the code provision of the audit committee's responsibility to:

- (i) implement policy on the engagement of the external auditors to supply non-audit services;
- (ii) ensure the management has performed its duty to have effective risk management and internal control systems; and
- (iii) ensure co-ordination between the internal and external auditors, and ensure that the internal audit function is adequately resourced and has appropriate standing within the listed company.

The Board considers that the Audit Committee shall recommend (as opposed to implement under the code provision) the policy on the engagement of the external auditors to supply non-audit services for the following reasons:

- (i) it is proper and appropriate for the Board and its committees to develop policy and make appropriate recommendations;
- (ii) the proper and appropriate mechanism for implementation of such policy and recommendations is through the Executive Directors and management; and
- (iii) INEDs are not in an effective position to implement policy and follow up the same on a day-to-day basis.

Further, the Board considers that the Audit Committee only possesses the effective ability to scrutinise (as opposed to ensure under the code provision) whether management has performed its duty to have effective risk management and internal control systems. The Audit Committee is not equipped to ensure that the same is in place as this would involve day-to-day supervision and the employment of permanent experts. The Audit Committee is not in a position either to ensure co-ordination between the internal and external auditors but it can promote the same. Similarly, the Audit Committee is not in a position to ensure that the internal audit function is adequately resourced but it can check whether it is adequately resourced.

The Audit Committee shall meet at least twice a year in accordance with its terms of reference. Two Audit Committee meetings were held in 2015 and the attendance of each member is set out in the section headed "The Board" of this report.

In addition to the Audit Committee meetings, the Audit Committee also dealt with matters by way of circulation during 2015. In 2015 and up to the date of this report, the Audit Committee performed the works as summarised below:

- (i) reviewed and approved the audit scope and fees proposed by the external auditor;
- (ii) reviewed the reports of findings/independent review report from the external auditor and the management's response in relation to the final audit for the year ended 31st December, 2014, the interim results review for the six months ended 30th June, 2015 and the final audit for the year ended 31st December, 2015 of the Group;

## BOARD COMMITTEES (CONT'D)

### Audit Committee (Cont'd)

- (iii) reviewed and recommended for the Board's approval the financial reports for the year ended 31st December, 2014, for the six months ended 30th June, 2015 and for the year ended 31st December, 2015 together with the relevant management representation letters and announcements;
- (iv) reviewed the Group Internal Audit Plan prepared by the Group Internal Audit Department ("IAD");
- (v) reviewed and recommended for the Board's approval the updated report on substantiation of the resources, qualifications and experience of staff of the Group's accounting and financial reporting function, and their training programmes and budget;
- (vi) reviewed and recommended for the Board's approval the Policy on Risk Management, Compliance and Internal Control Procedures and the revised terms of reference of the Audit Committee for the relevant amendments to the revised CG Code effective on 1st January, 2016; and
- (vii) reviewed and recommended for the Board's annual review the updated Related Party Transaction Policies and Procedures, Whistle Blower Policy, Policy on the Disclosure of Inside Information, updated Manual of Company Management Authority and Procedures for the Identification and Monitoring of Connected Transactions.

### Executive Committee

The Executive Committee has been established since January 1993 and currently consists of two Executive Directors, being Messrs. Lee Seng Hui (Chairman of the Executive Committee) and Edwin Lo King Yau. The Executive Committee is vested with all the general powers of management and control of the activities of the Group as are vested in the Board, save for those matters which are reserved for the Board's decision and approval pursuant to the written terms of reference of the Executive Committee. The terms of reference of the Executive Committee were revised in November 2007 following the adoption of the Whistle Blower Policy by the Company.

The Executive Committee will meet as and when necessary to discuss the operating affairs of the Group and may also deal with matters by way of circulation. The Executive Committee is mainly responsible for undertaking and supervising the day-to-day management and is empowered:

- (i) to formulate and implement policies for the business activities, internal control and administration of the Group; and
- (ii) to plan and decide on strategies to be adopted for the business activities of the Group within the overall strategy of the Group as determined by the Board.

## COMPANY SECRETARY

Ms. Lau Tung Ni is the Company Secretary of the Company. All Directors have access to the advice and services of the Company Secretary. The Company Secretary reports to the Chairman on board governance matters, and is responsible for ensuring that Board procedures are followed and for facilitating communications among Directors as well as with the Shareholders and management.

Ms. Lau is an associate member of The Institute of Chartered Secretaries and Administrators and The Hong Kong Institute of Chartered Secretaries. During 2015, Ms. Lau undertook over 15 hours of relevant professional training to update her skills and knowledge.

## CODES FOR SECURITIES TRANSACTIONS BY DIRECTORS AND RELEVANT EMPLOYEES

The Company has adopted the Model Code for Securities Transactions by Directors of Listed Issuers ("Model Code") as set out in Appendix 10 of the Listing Rules as its code of conduct regarding securities transactions by the Directors. All Directors have confirmed, following a specific enquiry by the Company, that they have complied with the required standard as set out in the Model Code.

The Company has also adopted the Model Code as the Code for Securities Transactions by Relevant Employees to regulate dealings in securities of the Company by certain employees of the Company or any of its subsidiaries who are considered to be likely in possession of inside information in relation to the Company or its securities.

## ACCOUNTABILITY AND AUDIT

### Financial Reporting

The Directors acknowledge their responsibility for preparing, with the support from the Accounts Department, the consolidated financial statements of the Group. In preparing the consolidated financial statements for the year ended 31st December, 2015, the accounting principles generally accepted in Hong Kong have been adopted and the requirements of the Hong Kong Financial Reporting Standards (which also include Hong Kong Accounting Standards and Interpretations) issued by the Hong Kong Institute of Certified Public Accountants and the disclosure requirements of the Hong Kong Companies Ordinance were complied with. The Directors believe that they have selected suitable accounting policies and applied them consistently, and made judgments and estimates that are prudent and reasonable and have ensured that the consolidated financial statements are prepared on a going concern basis.

The reporting responsibilities of the Company's external auditor, Deloitte Touche Tohmatsu, are set out in the Independent Auditor's Report on pages 79 and 80.

## ACCOUNTABILITY AND AUDIT (CONT'D)

### Internal Control

The Board has the responsibility to review annually the effectiveness of the Group's internal control system and ensure that the controls are sound and effective to safeguard the Shareholders' investments and the Group's assets at all times. In 2015, the Board, through the Audit Committee and IAD, had reviewed the adequacy of resources, qualifications and experience of staff of the Company's accounting and financial reporting function, and their training programmes and budget.

The Group's internal control system is designed to provide reasonable, but not absolute, assurance against material misstatement or loss; to manage rather than completely eliminate the risk of system failure; and to assist in the achievement of the Group's agreed objectives and goals. It has a key role in the management of risks that are significant to the fulfilment of business objectives. In addition to safeguarding the Group's assets, it should provide a basis for the maintenance of proper accounting records and assist in the compliance with relevant laws and regulations.

The Company's principal subsidiaries are managed under independent systems of internal controls. These subsidiaries have provided appropriate assurance to the Company on their compliance with the CG Code regarding internal control systems in general to the Company.

A discussion of the policies and procedures on the management of each of the major types of risk which the Group is facing is included in note 41 to the consolidated financial statements and under the "Principal Risks" section contained in the Review of Operations on page 13.

### Internal Audit

The Internal Audit Manager reports to the Chairman of the Board and the Audit Committee. The IAD plays an important role in providing assurance to the Board that a sound internal control system is maintained and operated by the management. This is part of the Board's plan to enhance the standards of the Group's overall corporate governance and comply with the code provision C.2 of the CG Code.

The Group Internal Audit Plan was prepared by the IAD and issued to the Audit Committee and the Board for review.

### External Auditors' Remuneration

During the year, the remuneration paid to the Group's external auditors is set out as follows:

<b>Services rendered for the Group</b>	HK\$ Million
Audit services	6.1
Non-audit services	
– Taxation services	0.4
– Other professional services	1.7
	<hr/>
Total	<u>8.2</u>

## COMMUNICATION WITH SHAREHOLDERS

The Board recognises the importance of good communication with Shareholders. Information in relation to the Group is disseminated to Shareholders in a timely manner through a number of formal channels, which include interim and annual reports, announcements and circulars. Such published documents together with the latest corporate information and news are also made available on the website of the Company.

The Company's AGM is a valuable forum for the Board to communicate directly with Shareholders. The Chairman actively participates at the AGM and personally chairs the meeting to answer any questions from Shareholders. The chairmen of the Audit Committee, Remuneration Committee and Nomination Committee or in their absence, another member of the respective committees or failing that their respective duly appointed delegate, are also available to answer questions at the AGM. The chairman of any independent board committee formed as necessary or pursuant to the Listing Rules (or if no such chairman is appointed, at least a member of the independent board committee) will also be available to answer questions at any general meeting of Shareholders to approve a connected transaction or any other transaction that is subject to independent Shareholders' approval.

During the year, the 2015 AGM was held on 4th June, 2015. The attendance records of the Directors at the general meeting are set out in the section headed "The Board" of this report.

Separate resolutions are proposed at the general meetings for each substantial issue, including the re-election of retiring Directors.

The notice to Shareholders is to be sent in the case of AGM at least 20 clear business days before the meeting and to be sent at least 10 clear business days in case of all other general meetings. An explanation of the detailed procedures of conducting a poll is provided to the Shareholders at the commencement of the meeting. The Chairman answers questions from Shareholders regarding voting by way of a poll. The poll results are published in the manner prescribed under the requirements of the Listing Rules.

Shareholder(s) representing at least 5% of the total voting rights of all Shareholders having a right to vote at general meetings as at the date of deposit of the requisition can request the Directors to convene an extraordinary general meeting ("EGM") by sending a written request to the registered office of the Company ("Registered Office"). Such requisition must state the general nature of the business to be dealt with at the EGM and must be authenticated by the person or persons making it. Besides, Shareholders may make a proposal ("Proposal") at a Shareholders' meeting by submitting it in written form to the Board at the Registered Office in accordance with the Companies Ordinance and the Articles of Association where applicable. The Proposal shall be in the form of a proposed resolution, which shall clearly and concisely set out the Proposal for discussion and be relevant to the Company's business scope.

The Board established a shareholders' communication policy in April 2012, and subsequently updated in December 2015. A Shareholder may serve an enquiry to the Board at the Registered Office for the attention of the Board in written form, which shall state the nature of the enquiry and the reason for making the enquiry. In addition, Shareholders can contact Computershare Hong Kong Investor Services Limited, the share registrar of the Company, for any questions about their shareholdings.

## SIGNIFICANT CHANGES IN CONSTITUTIONAL DOCUMENTS

At the 2015 AGM, a special resolution was passed regarding the adoption of a new Articles of Association in respect of the Companies Ordinance (Chapter 622 of the Laws of Hong Kong) which came into effect on 3rd March, 2014. Summary of the key amendments to the Articles of Association are set out in the circular of the Company dated 24th April, 2015.

## CORPORATE GOVERNANCE ENHANCEMENT

Enhancing corporate governance is not simply a matter of applying and complying with the CG Code of the Stock Exchange but also about promoting and developing an ethical and healthy corporate culture. We will continue to review and, where appropriate, improve our current practices on the basis of our experience, regulatory changes and developments. Any views and suggestions from our Shareholders to promote and improve our transparency are also welcome.

On behalf of the Board



**Arthur George Dew**

*Chairman*

Hong Kong, 23rd March, 2016



The board of directors of the Company ("Board") presents its annual report and the audited consolidated financial statements of the Company and its subsidiaries (collectively "Group") for the year ended 31st December, 2015.

## PRINCIPAL ACTIVITIES AND BUSINESS REVIEW

The Company acts as an investment holding company and provides corporate management services. The principal activities of its principal subsidiaries, associates and joint ventures at 31st December, 2015 are set out in notes 53, 54 and 55 to the consolidated financial statements respectively. The business review of the Group for the year ended 31st December, 2015, as well as further discussion and analysis as required by Schedule 5 to the Hong Kong Companies Ordinance, are set out in the section headed "Review of Operations" on pages 6 to 15 of this Annual Report.

## RESULTS AND APPROPRIATIONS

The results of the Group and appropriations of the Company are set out in the consolidated statement of profit or loss on pages 81 and 82 and in the accompanying notes to the consolidated financial statements.

The Board has declared a second interim dividend of HK\$1.6 per share (in lieu of a final dividend) for the year ended 31st December, 2015 (2014 final dividend: HK\$1.5 per share) payable on or around Wednesday, 4th May, 2016 to the shareholders of the Company ("Shareholders") whose names appear on the register of members of the Company on Friday, 15th April, 2016, making a total dividend for the year 2015 of HK\$1.75 per share (2014: HK\$1.65 per share). Details are set out in note 17 to the consolidated financial statements.

## INVESTMENT PROPERTIES

The Group's investment properties were revalued on 31st December, 2015 at HK\$7,197.7 million. The net increase in fair value of HK\$415.0 million attributable to investment properties held at 31st December, 2015 has been credited to the consolidated statement of profit or loss.

Details of the changes in the investment properties of the Group during the year are set out in note 18 to the consolidated financial statements.

## PROPERTY, PLANT AND EQUIPMENT

Details of the changes in property, plant and equipment of the Group during the year are set out in note 19 to the consolidated financial statements.

## INTERESTS IN ASSOCIATES

During the year, the Group's interest in Tian An China Investments Company Limited ("TACI") remained at 48.66%. In view of the provisions of Hong Kong Financial Reporting Standard 10 "Consolidated Financial Statements", the Group has considered whether TACI is a subsidiary when preparing its consolidated financial statements for the year ended 31st December, 2015 and has concluded that it does not have unilateral ability to direct the relevant activities of TACI based on the facts and circumstances as detailed in note 24 to the consolidated financial statements. Accordingly, the Group continues to account for its interest in TACI as an associate.

## PROPERTIES

Particulars of major properties of the Group at 31st December, 2015 are set out on pages 239 to 244.

## SHARE CAPITAL AND SHARES ISSUED

Details of movement in the share capital of the Company during the year are set out in note 34 to the consolidated financial statements.

## DEBENTURES

The Group has issued the following debentures:

- US\$350 million 6.375% Guaranteed Notes due 2017 issued under its US\$2 billion Guaranteed Medium Term Note Programme were listed on 27th September, 2012 (stock code: 4567) by Sun Hung Kai & Co. (BVI) Limited (“SHK BVI”), a company incorporated in the British Virgin Islands and is an indirect non wholly-owned subsidiary of the Company.
- US\$60 million 3% Guaranteed Notes due 2017 were further issued under its US\$2 billion Guaranteed Medium Term Note Programme by SHK BVI on 28th March, 2014.
- RMB500 million 6.9% Guaranteed Notes due 2018 were issued under the US\$3 billion Medium Term Note Programme by UA Finance (BVI) Limited (a company incorporated in the British Virgin Islands and an indirect non wholly-owned subsidiary of the Company) on 2nd May, 2013.

For further details of the abovementioned issued Notes, please refer to note 38 to the consolidated financial statements. Save as disclosed above, the Group has not issued any debentures during the year.

## EQUITY-LINKED AGREEMENTS

No equity-linked agreements that will or may result in the Company issuing shares or that require the Company to enter into any agreements that will or may result in the Company issuing shares were entered into by the Company during the year or subsisted at the end of the year.

## DIRECTORS

The directors of the Company (“Directors”) during the year and up to the date of this report were:

### *Executive Directors:*

Lee Seng Hui  
Edwin Lo King Yau  
Mak Pak Hung

### *Non-Executive Directors:*

Arthur George Dew  
Lee Su Hwei

### *Independent Non-Executive Directors:*

David Craig Bartlett  
Alan Stephen Jones  
Lisa Yang Lai Sum

In accordance with Article 105(A) of the articles of association of the Company (“Articles of Association”), Mr. Edwin Lo King Yau, Mr. David Craig Bartlett and Mr. Alan Stephen Jones shall retire from office by rotation and, being eligible, offer themselves for re-election.

A list of names of all the directors who have served on the boards of the Company’s subsidiaries during the year are available on the website of the Company under the “Corporate Governance” section.

## DIRECTORS' SERVICE CONTRACTS

None of the Directors proposed for re-election at the forthcoming annual general meeting of the Company ("AGM") has an unexpired service contract with the Group which is not determinable by the Group within one year without payment of compensation, other than statutory compensation.

## TERMS OF OFFICE FOR THE NON-EXECUTIVE DIRECTORS

All the Non-Executive Directors (including the Independent Non-Executive Directors ("INEDs")) were appointed for a specific term of two years which shall continue until 31st December, 2016 but subject to the relevant provisions of the Articles of Association or any other applicable laws whereby the Directors shall vacate or retire from their office.

## DIRECTORS' INTERESTS

At 31st December, 2015, Mr. Lee Seng Hui, Ms. Lee Su Hwei and Mr. Mak Pak Hung, Directors, had the following interests in the shares and underlying shares of the Company and its associated corporations, within the meaning of Part XV of the Securities and Futures Ordinance ("SFO"), as recorded in the register required to be kept under Section 352 of the SFO:

Name of Directors	Name of companies	Number of shares and underlying shares interested	Approximate % of the total number of issued shares	Nature of interests
Lee Seng Hui	the Company	131,729,301	73.90%	Personal interests (held as beneficial owner) in 22,921 shares and other interests in 131,706,380 shares (Note 1)
Lee Su Hwei	the Company	131,706,380	73.88%	Other interests (Note 1)
Mak Pak Hung	Sun Hung Kai & Co. Limited ("SHK") (Note 2)	5,000	0.00%	Personal interests (5,000 shares held as beneficial owner) (Note 3)

Notes:

- Mr. Lee Seng Hui and Ms. Lee Su Hwei are the trustees of Lee and Lee Trust, being a discretionary trust which indirectly held 131,706,380 shares of the Company.
- SHK is an indirect non wholly-owned subsidiary of Allied Properties (H.K.) Limited which in turn is a non wholly-owned subsidiary of the Company. Therefore, SHK is an associated corporation of the Company within the meaning of Part XV of the SFO.
- This represents the remaining one-third of the deemed interest in 15,000 shares of SHK duly granted to Mr. Mak Pak Hung on 28th April, 2008 under the SHK Employee Ownership Scheme and the shares were vested and became unrestricted from 15th April, 2011.
- All interests stated above represent long positions.

Save as disclosed above, at 31st December, 2015, none of the Directors and chief executive of the Company had any interests or short positions in any shares, underlying shares or debentures of the Company or any of its associated corporations, within the meaning of Part XV of the SFO, as recorded in the register required to be kept under Section 352 of the SFO or as otherwise notified to the Company and The Stock Exchange of Hong Kong Limited ("Stock Exchange") pursuant to the Model Code for Securities Transactions by Directors of Listed Issuers as set out in Appendix 10 of the Rules Governing the Listing of Securities on the Stock Exchange ("Listing Rules").

## DIRECTORS' INTERESTS IN COMPETING BUSINESSES

During the year and up to the date of this report, the following Directors (not being the INEDs) are considered to have interests in the businesses listed below which compete or are likely to compete with the businesses of the Group pursuant to the Listing Rules as set out below:

- (i) Messrs. Arthur George Dew and Lee Seng Hui are directors of Allied Properties (H.K.) Limited ("APL") which, through certain of its subsidiaries and close associates, is partly engaged in the business of money lending and is partly involved in the investment and trading in securities in the resources and related industries and financial instruments;
- (ii) Mr. Lee Seng Hui and Ms. Lee Su Hwei are two of the trustees of Lee and Lee Trust which is a deemed substantial shareholder of each of APL, SHK, SHK Hong Kong Industries Limited ("SHK HK IND"), TACI and APAC Resources Limited ("APAC") which, through their subsidiaries, are partly engaged in the businesses as follows:
  - APL, through a subsidiary, is partly engaged in the business of money lending;
  - APL, through certain of its subsidiaries and close associates, is partly involved in the investment and trading in securities in the resources and related industries and financial instruments;
  - SHK, through certain of its subsidiaries, is partly engaged in the businesses of money lending and property investment;
  - SHK HK IND, through certain of its subsidiaries, is partly involved in trading in securities and investment in financial instruments;
  - TACI, through certain of its subsidiaries, is partly engaged in the businesses of money lending, property development and investment; and
  - APAC, through certain of its subsidiaries, is partly involved in the investment and trading in listed securities in the resources and related industries;
- (iii) Mr. Lee Seng Hui is a director of Allied Kajima Limited which, through certain of its subsidiaries, is partly engaged in the businesses of property rental and hospitality related activities;
- (iv) Messrs. Lee Seng Hui and Edwin Lo King Yau are directors of TACI which, through certain of its subsidiaries, is partly engaged in the businesses of money lending, property development and investment;
- (v) Mr. Lee Seng Hui is a director of each of APAC and Mount Gibson Iron Limited which, through certain of their subsidiaries, are partly involved in the investment and trading in listed securities in the resources and related industries;
- (vi) Mr. Arthur George Dew is a non-executive director of APAC (appointed with effect from 1st March, 2016) which, through certain of its subsidiaries, is partly involved in the investment and trading in listed securities in the resources and related industries;
- (vii) Mr. Arthur George Dew is a director of SHK HK IND which, through certain of its subsidiaries, is partly involved in trading in securities and investment in financial instruments;

## DIRECTORS' INTERESTS IN COMPETING BUSINESSES (CONT'D)

- (viii) Mr. Arthur George Dew is a non-executive director of each of Tanami Gold NL and Dragon Mining Limited which, through certain of their subsidiaries, are partly involved in the investment and trading in listed securities in the resources and related industries; and
- (ix) Mr. Arthur George Dew is a non-executive director (appointed with effect from 3rd December, 2015) and the non-executive chairman (re-designated with effect from 18th December, 2015) of PBD Developments Limited which, through certain of its subsidiaries, is partly engaged in property development.

Although the above-mentioned Directors have competing interests in other companies by virtue of their respective common directorship or shareholding, they will fulfil their fiduciary duties in order to ensure that they will act in the best interests of the Shareholders and the Company as a whole at all times. Hence, the Group is capable of carrying on its businesses independently of, and at arm's length from, the businesses of such companies.

## DIRECTORS' INTERESTS IN TRANSACTIONS, ARRANGEMENTS OR CONTRACTS

No transactions, arrangements or contracts of significance to which the Company or any of its subsidiaries was a party and in which the Directors or an entity connected with the Directors had a material interest, whether directly or indirectly, subsisted at the end of the year or at any time during the year. For information, a tenancy agreement dated 19th November, 2013 entered into between Mr. Lee Seng Hui as the tenant and a non wholly-owned subsidiary of the Company as the landlord expired on 18th November, 2015 and was renewed by a tenancy agreement dated 19th November, 2015. The total rental of HK\$3.9 million received therefrom during the year ended 31st December, 2015 is considered insignificant in relation to the Group's business.

## ARRANGEMENTS TO PURCHASE SHARES OR DEBENTURES

At no time during the year was the Company or any of its subsidiaries a party to any arrangements to enable the Directors to acquire benefits by means of the acquisition of shares in, or debentures of, the Company or any other body corporate.

## MANAGEMENT CONTRACTS

Save for employment contracts, no other contracts, relating to the management and/or administration of the whole or any substantial part of the business of the Company were entered into or subsisted during the year.

## PERMITTED INDEMNITY PROVISION

The Articles of Association provides that every Director or other officer of the Company shall be entitled to be indemnified out of the assets of the Company against all losses or liabilities which he/she may sustain or incur in or about the execution of the duties of his/her office or otherwise in relation thereto. In addition, the Company has maintained appropriate directors and officers liability insurance in respect of relevant legal actions against the Directors.

## SUBSTANTIAL SHAREHOLDERS' AND OTHER PERSONS' INTERESTS

To the best of Directors' knowledge, at 31st December, 2015, the following Shareholders had interests in the shares or underlying shares of the Company as recorded in the register required to be kept under Section 336 of the SFO:

Name of Shareholders	Number of shares interested	Approximate % of the total number of issued shares	Notes
Cashplus Management Limited ("Cashplus")	55,861,688	31.33%	–
Zealous Developments Limited ("Zealous")	55,861,688	31.33%	1, 2
Minty Hongkong Limited ("Minty")	75,844,692	42.54%	–
Lee and Lee Trust	131,706,380	73.88%	3, 4
Dalton Investments LLC	10,381,211	5.82%	–

Notes:

1. This represents the same interest of Cashplus in 55,861,688 shares.
2. Cashplus is a wholly-owned subsidiary of Zealous. Zealous was therefore deemed to have an interest in the shares in which Cashplus was interested.
3. Minty and Zealous are wholly-owned by the trustees of Lee and Lee Trust, being a discretionary trust.
4. Mr. Lee Seng Hui and Ms. Lee Su Hwei, both Directors, together with Mr. Lee Seng Huang are the trustees of Lee and Lee Trust, being a discretionary trust, and were therefore deemed to have an interest in the shares in which Minty and Zealous were interested.
5. All interests stated above represent long positions.

## EMOLUMENT POLICY

Details of the Directors' and senior management's emoluments and of the five highest paid individuals in the Group are set out in note 10 to the consolidated financial statements.

The emolument policy of the employees of the Group is set up by the Executive Committee on the basis of their merit, qualifications and competence.

The emoluments payable to Directors will depend on their respective contractual terms under their employment contracts or service contracts as approved by the Board on the recommendation of the Remuneration Committee, having regard to the Company's operating results, individual performance and comparable market statistics.

## MAJOR CUSTOMERS AND SUPPLIERS

During the year, the aggregate sales attributable to the Group's five largest customers accounted for less than 30% of the total turnover for the year. Also, the aggregate purchases attributable to the Group's five largest suppliers taken together were less than 30% of the Group's total purchases for the year.

None of the Directors, their close associates or any Shareholders, which to the knowledge of the Directors owned more than 5% of the Company's total number of issued shares, had a beneficial interest in any of the Group's five largest suppliers and customers.

## PURCHASE, SALE OR REDEMPTION OF SHARES

Save for the Company's purchases of its own shares on the Stock Exchange as disclosed below, neither the Company nor any of its subsidiaries had purchased, sold or redeemed any of the Company's shares during the year ended 31st December, 2015.

Month	Number of shares repurchased	Purchase consideration per share		Aggregate consideration paid (before expenses) HK\$
		Highest HK\$	Lowest HK\$	
January	6,000	32.00	32.00	192,000
April	6,000	35.00	35.00	210,000
June	18,000	44.20	44.20	795,600
July	56,000	43.00	33.00	2,325,000
November	<u>5,004,000</u>	38.00	38.00	<u>190,152,000</u>
	<u>5,090,000</u>			<u>193,674,600</u>

## DONATIONS

The Group made charitable donations of HK\$2.7 million during the year.

## CORPORATE GOVERNANCE

The Company is committed to maintaining a high standard of corporate governance practices. Information on the corporate governance practices adopted by the Company is set out in the Corporate Governance Report on pages 19 to 32.

## SUFFICIENCY OF PUBLIC FLOAT

Based on the information that is publicly available to the Company and within the knowledge of the Directors, as at the date of this report, the Company has maintained sufficient public float as required under the Listing Rules.

## AUDITOR

A resolution will be submitted to the AGM to re-appoint Deloitte Touche Tohmatsu as the auditor of the Company.

On behalf of the Board



**Arthur George Dew**  
*Chairman*

Hong Kong, 23rd March, 2016



# Deloitte.

## 德勤

**TO THE MEMBERS OF ALLIED GROUP LIMITED**  
(incorporated in Hong Kong with limited liability)

We have audited the consolidated financial statements of Allied Group Limited (the "Company") and its subsidiaries (collectively referred to as the "Group") set out on pages 81 to 237, which comprise the consolidated statement of financial position as at 31st December, 2015, and the consolidated statement of profit or loss, consolidated statement of profit or loss and other comprehensive income, consolidated statement of changes in equity and consolidated statement of cash flows for the year then ended, and a summary of significant accounting policies and other explanatory information.

### DIRECTORS' RESPONSIBILITY FOR THE CONSOLIDATED FINANCIAL STATEMENTS

The directors of the Company are responsible for the preparation of the consolidated financial statements that give a true and fair view in accordance with Hong Kong Financial Reporting Standards issued by the Hong Kong Institute of Certified Public Accountants and the Hong Kong Companies Ordinance, and for such internal control as the directors determine is necessary to enable the preparation of the consolidated financial statements that are free from material misstatement, whether due to fraud or error.

### AUDITOR'S RESPONSIBILITY

Our responsibility is to express an opinion on these consolidated financial statements based on our audit and to report our opinion solely to you, as a body, in accordance with section 405 of the Hong Kong Companies Ordinance, and for no other purpose. We do not assume responsibility towards or accept liability to any other person for the contents of this report. We conducted our audit in accordance with Hong Kong Standards on Auditing issued by the Hong Kong Institute of Certified Public Accountants. Those standards require that we comply with ethical requirements and plan and perform the audit to obtain reasonable assurance about whether the consolidated financial statements are free from material misstatement.

**致聯合集團有限公司各股東**  
(於香港註冊成立之有限公司)

本核數師(以下簡稱「我們」)已審核列載於第81頁至第237頁聯合集團有限公司(「貴公司」)及其附屬公司(統稱「貴集團」)的綜合財務報表,此綜合財務報表包括於二零一五年十二月三十一日的綜合財務狀況表與截至該日止年度的綜合損益表、綜合損益及其他全面收益表、綜合權益變動表及綜合現金流量表,以及主要會計政策概要及其他解釋資料。

### 董事就綜合財務報表須承擔的責任

貴公司董事須負責根據香港會計師公會頒佈的香港財務報告準則及香港公司條例,編製反映真實及公平觀點之綜合財務報表,以及落實其認為就編製綜合財務報表而言屬必要的內部控制,使綜合財務報表不存在由於欺詐或錯誤而導致的重大錯誤陳述。

### 核數師的責任

我們的責任是根據我們的審核對該等綜合財務報表作出意見,並按照香港公司條例第405條僅向作為整體股東報告。除此之外,本報告不可用作其他用途。我們不會就本報告的內容對任何其他人士負上或承擔任何責任。我們已根據香港會計師公會頒佈的香港審計準則進行審核。這些準則要求我們遵守道德規範,並規劃及執行審核,藉以合理確定此等綜合財務報表是否不存有任何重大錯誤陳述。

**AUDITOR'S RESPONSIBILITY (CONT'D)**

An audit involves performing procedures to obtain audit evidence about the amounts and disclosures in the consolidated financial statements. The procedures selected depend on the auditor's judgment, including the assessment of the risks of material misstatement of the consolidated financial statements, whether due to fraud or error. In making those risk assessments, the auditor considers internal control relevant to the entity's preparation of the consolidated financial statements that give a true and fair view in order to design audit procedures that are appropriate in the circumstances, but not for the purpose of expressing an opinion on the effectiveness of the entity's internal control. An audit also includes evaluating the appropriateness of accounting policies used and the reasonableness of accounting estimates made by the directors, as well as evaluating the overall presentation of the consolidated financial statements.

We believe that the audit evidence we have obtained is sufficient and appropriate to provide a basis for our audit opinion.

**OPINION**

In our opinion, the consolidated financial statements give a true and fair view of the financial position of the Group as at 31st December, 2015, and of its financial performance and cash flows for the year then ended in accordance with Hong Kong Financial Reporting Standards and have been properly prepared in compliance with the Hong Kong Companies Ordinance.



**Deloitte Touche Tohmatsu**  
Certified Public Accountants

Hong Kong  
23rd March, 2016

**核數師的責任(續)**

審核涉及執行程序以獲取有關綜合財務報表所載金額及披露資料的審核憑證。所選定之程序取決於核數師的判斷，包括評估是否由於欺詐或錯誤而導致綜合財務報表存有重大錯誤陳述的風險。在評估該等風險時，核數師考慮與該公司編製反映真實及公平觀點之綜合財務報表相關的內部監控，以設計適當之審核程序，但並非為對公司的內部控制效能發表意見。審核亦包括評價董事所採用的會計政策的合適性及所作出的會計估計的合理性，以及評價綜合財務報表的整體列報方式。

我們相信，我們所獲得的審核憑證乃充足及適當地為我們的審核意見提供基礎。

**意見**

我們認為，綜合財務報表已根據香港財務報告準則真實及公平地反映 貴集團於二零一五年十二月三十一日的財務狀況及其截至該日止年度的財務表現及現金流量，並已遵照香港公司條例妥為編製。

**德勤•關黃陳方會計師行**  
執業會計師

香港  
二零一六年三月二十三日

# Consolidated Statement of Profit or Loss

for the year ended 31st December, 2015

# 綜合損益表

截至二零一五年十二月三十一日止年度

81

		Notes 附註	2015 二零一五年 HK\$ Million 百萬港元	2014 二零一四年 HK\$ Million 百萬港元
<b>Continuing operations</b>	<b>持續經營業務</b>			
Revenue	收入	5 & 6	<b>4,700.9</b>	4,693.0
Other income	其他收入		<b>99.8</b>	67.8
Total income	總收入		<b>4,800.7</b>	4,760.8
Cost of sales and other direct costs	銷售成本及其他直接成本		<b>(368.2)</b>	(300.2)
Brokerage and commission expenses	經紀費及佣金費用		<b>(56.0)</b>	(46.3)
Selling and marketing expenses	銷售及市場推廣費用		<b>(106.2)</b>	(123.4)
Administrative expenses	行政費用		<b>(1,501.4)</b>	(1,383.9)
Changes in values of properties	物業價值變動	7	<b>432.0</b>	397.8
Net gain on financial assets and liabilities	金融資產及負債收益淨額	8	<b>865.0</b>	248.4
Net exchange (loss) gain	匯兌(虧損)收益淨額		<b>(1.0)</b>	15.5
Bad and doubtful debts	呆壞賬	9	<b>(1,571.5)</b>	(784.6)
Other operating expenses	其他經營費用		<b>(850.1)</b>	(127.3)
Finance costs	融資成本	12	<b>(239.9)</b>	(248.7)
Share of results of associates	應佔聯營公司業績		<b>1,291.8</b>	608.4
Share of results of joint ventures	應佔合營公司業績		<b>156.5</b>	160.4
Profit before taxation	除稅前溢利	13	<b>2,851.7</b>	3,176.9
Taxation	稅項	14	<b>(102.2)</b>	(331.6)
Profit for the year from continuing operations	來自持續經營業務之年度溢利		<b>2,749.5</b>	2,845.3
<b>Discontinued operations</b>	<b>已終止經營業務</b>			
Profit for the year from discontinued operations	來自已終止經營業務之年度溢利	15	<b>3,229.3</b>	391.9
Profit for the year	本年度溢利		<b>5,978.8</b>	3,237.2

for the year ended 31st December, 2015

截至二零一五年十二月三十一日止年度

		Notes 附註	2015 二零一五年 HK\$ Million 百萬港元	2014 二零一四年 HK\$ Million 百萬港元
Attributable to:	應佔方：			
Owners of the Company	本公司股東			
Profit for the year from continuing operations	來自持續經營業務之年度溢利		1,659.2	1,488.9
Profit for the year from discontinued operations	來自已終止經營業務之年度溢利		1,324.0	166.8
			<b>2,983.2</b>	1,655.7
Non-controlling interests	非控股權益			
Profit for the year from continuing operations	來自持續經營業務之年度溢利		1,090.3	1,356.4
Profit for the year from discontinued operations	來自已終止經營業務之年度溢利		1,905.3	225.1
			<b>2,995.6</b>	1,581.5
			<b>5,978.8</b>	3,237.2
			HK\$ 港元	HK\$ 港元
<b>Earnings per share</b>	<b>每股盈利</b>	16		
From continuing and discontinued operations	來自持續及已終止經營業務			
Basic	基本		16.33	9.02
Diluted	攤薄		16.33	9.02
From continuing operations	來自持續經營業務			
Basic	基本		9.08	8.11
Diluted	攤薄		9.08	8.11

截至二零一五年十二月三十一日止年度

		2015 二零一五年 HK\$ Million 百萬港元	2014 二零一四年 HK\$ Million 百萬港元
Profit for the year	本年度溢利	5,978.8	3,237.2
Other comprehensive income (expenses):	其他全面收益(費用)：		
<i>Items that will not be reclassified to profit or loss:</i>	<i>將不會重新分類至損益賬之項目：</i>		
Revaluation gain on properties transferred from self-owned properties to investment properties arising from disposal of Sun Hung Kai Financial Group Limited in relation to properties leased to its subsidiaries, net of tax	因出售新鴻基金融集團有限公司而將租予其附屬公司之自用物業轉撥至投資物業所產生的除稅後重估收益	111.3	-
Share of other comprehensive expenses of associates	應佔聯營公司其他全面費用	(427.3)	(3.0)
Share of other comprehensive income (expenses) of joint ventures	應佔合營公司其他全面收益(費用)	0.7	(0.6)
		<b>(315.3)</b>	<b>(3.6)</b>
<i>Items that may be reclassified subsequently to profit or loss:</i>	<i>其後可能重新分類至損益賬之項目：</i>		
Available-for-sale financial assets	可供出售金融資產		
– Net fair value changes during the year	– 本年度公平價值變動淨額	5.4	6.4
– Reclassification adjustment to profit or loss on disposal	– 於出售時重新分類調整至損益賬	(22.9)	(12.2)
		<b>(17.5)</b>	<b>(5.8)</b>
Exchange differences arising on translation of foreign operations	折算海外業務賬項而產生之匯兌差額	(347.1)	(162.4)
Reclassification adjustment to profit or loss on disposal/liquidation of subsidiaries	於附屬公司出售/清盤時重新分類調整至損益賬	(9.1)	0.4
Reclassification adjustment to profit or loss on liquidation of a joint venture	於一間合營公司清盤時重新分類調整至損益賬	(1.1)	-
Reclassification adjustment to profit or loss on disposal of an associate	於一間聯營公司出售時重新分類調整至損益賬	-	(9.2)
Share of other comprehensive income of associates	應佔聯營公司其他全面收益	55.1	99.7
Share of other comprehensive income (expenses) of joint ventures	應佔合營公司其他全面收益(費用)	0.6	(38.7)
		<b>(319.1)</b>	<b>(116.0)</b>
Other comprehensive expenses for the year, net of tax	本年度其他全面費用，已扣除稅項	(634.4)	(119.6)
Total comprehensive income for the year	本年度全面收益總額	<b>5,344.4</b>	<b>3,117.6</b>
Attributable to:	應佔方：		
Owners of the Company	本公司股東	2,651.4	1,658.3
Non-controlling interests	非控股權益	2,693.0	1,459.3
		<b>5,344.4</b>	<b>3,117.6</b>

## Consolidated Statement of Financial Position

at 31st December, 2015

## 綜合財務狀況表

於二零一五年十二月三十一日

		Notes 附註	2015 二零一五年 HK\$ Million 百萬港元	2014 二零一四年 HK\$ Million 百萬港元
<b>Non-current assets</b>	<b>非流動資產</b>			
Investment properties	投資物業	18	7,197.7	7,178.6
Property, plant and equipment	物業、廠房及設備	19	1,133.0	1,097.9
Prepaid land lease payments	預繳地價	20	4.6	9.3
Goodwill	商譽	21	124.3	125.6
Intangible assets	無形資產	22	18.7	110.6
Interests in associates	於聯營公司之權益	24	9,025.2	6,973.0
Interests in joint ventures	於合營公司之權益	25	2,156.3	2,046.0
Available-for-sale financial assets	可供出售金融資產	26	376.0	634.1
Statutory deposits	法定按金		–	39.9
Amounts due from associates	聯營公司欠款	31	73.5	74.1
Loans and advances to consumer finance customers due after one year	一年後到期之私人財務 客戶貸款及墊款	27	2,741.3	3,308.4
Deposits for acquisition of property, plant and equipment and investments	收購物業、廠房及設備 以及投資之按金		48.8	112.0
Deferred tax assets	遞延稅項資產	28	543.4	265.0
Financial assets at fair value through profit or loss	透過損益賬按公平價值 處理之金融資產	26	3,484.6	603.5
Trade and other receivables	貿易及其他應收款項	30	1,734.6	1,555.3
			<b>28,662.0</b>	<b>24,133.3</b>
<b>Current assets</b>	<b>流動資產</b>			
Properties held for sale and other inventories	待出售物業及 其他存貨	29	179.2	298.9
Financial assets at fair value through profit or loss	透過損益賬按公平價值 處理之金融資產	26	3,159.7	1,870.9
Prepaid land lease payments	預繳地價	20	0.1	0.3
Loans and advances to consumer finance customers due within one year	一年內到期之私人財務 客戶貸款及墊款	27	6,080.7	8,083.3
Trade and other receivables	貿易及其他應收款項	30	2,345.4	7,827.6
Amounts due from associates	聯營公司欠款	31	233.3	116.0
Amounts due from joint ventures	合營公司欠款	31	14.3	48.8
Available-for-sale financial assets	可供出售金融資產	26	129.0	–
Tax recoverable	可收回稅項		9.6	12.0
Bank deposits	銀行存款	32	1,501.4	993.4
Cash and cash equivalents	現金及現金等價物	32	6,926.0	5,393.3
			<b>20,578.7</b>	<b>24,644.5</b>
<b>Current liabilities</b>	<b>流動負債</b>			
Trade and other payables	貿易及其他應付款項	33	372.1	2,932.6
Financial liabilities at fair value through profit or loss	透過損益賬按公平價值 處理之金融負債	26	204.5	77.7
Amounts due to associates	欠聯營公司款項		5.5	5.4
Amounts due to joint ventures	欠合營公司款項		0.1	75.1
Tax payable	應付稅項		204.3	194.4
Bank and other borrowings due within one year	一年內到期之銀行及 其他借貸	37	2,579.5	4,528.6
Notes	票據	38	73.2	66.7
Provisions	撥備	39	32.6	63.0
			<b>3,471.8</b>	<b>7,943.5</b>
<b>Net current assets</b>	<b>流動資產淨值</b>		<b>17,106.9</b>	<b>16,701.0</b>
<b>Total assets less current liabilities</b>	<b>總資產減流動負債</b>		<b>45,768.9</b>	<b>40,834.3</b>

at 31st December, 2015

於二零一五年十二月三十一日


		Notes 附註	2015 二零一五年 HK\$ Million 百萬港元	2014 二零一四年 HK\$ Million 百萬港元
<b>Capital and reserves</b>	<b>股本及儲備</b>			
Share capital	股本	34	2,221.7	2,221.7
Reserves	儲備	36	17,122.4	14,945.7
<b>Equity attributable to owners of the Company</b>	<b>本公司股東應佔權益</b>		<b>19,344.1</b>	17,167.4
Shares held for employee ownership scheme	為僱員股份擁有計劃持有股份		(12.6)	(20.2)
Employee share-based compensation reserve	以股份支付之僱員酬金儲備		6.1	13.3
Share of net assets of subsidiaries	應佔附屬公司淨資產		18,709.8	16,745.9
<b>Non-controlling interests</b>	<b>非控股權益</b>		<b>18,703.3</b>	16,739.0
<b>Total equity</b>	<b>權益總額</b>		<b>38,047.4</b>	33,906.4
<b>Non-current liabilities</b>	<b>非流動負債</b>			
Bank and other borrowings due after one year	一年後到期之銀行及其他借貸	37	4,303.6	3,286.0
Notes	票據	38	3,243.4	3,426.9
Deferred tax liabilities	遞延稅項負債	28	173.1	202.2
Provisions	撥備	39	1.4	12.8
			7,721.5	6,927.9
			<b>45,768.9</b>	40,834.3

The consolidated financial statements on pages 81 to 237 were approved and authorised for issue by the Board of Directors on 23rd March, 2016, and are signed on its behalf by:

第81頁至第237頁之綜合財務報表經董事會於二零一六年三月二十三日批准及授權刊發，並由下列董事代表簽署：



**Arthur George Dew**  
狄亞法  
Director  
董事



**Edwin Lo King Yau**  
勞景祐  
Director  
董事

# Consolidated Statement of Changes in Equity

for the year ended 31st December, 2015

# 綜合權益變動表

截至二零一五年十二月三十一日止年度

	Attributable to owners of the Company 本公司股東應佔					Non-controlling interests 非控股權益					Total equity 權益總額 HKS Million 百萬港元				
	Share capital 股本 HKS Million 百萬港元	Share premium 股份溢價 HKS Million 百萬港元	Property revaluation reserve 物業重估儲備 HKS Million 百萬港元	Investment revaluation reserve 投資重估儲備 HKS Million 百萬港元	Capital redemption reserve 資本贖回儲備 HKS Million 百萬港元	Translation reserve 匯兌儲備 HKS Million 百萬港元	Non-distributable reserve 非供派發儲備 HKS Million 百萬港元	Capital and other reserves 資本及其他儲備 HKS Million 百萬港元	Accumulated profits 累計溢利 HKS Million 百萬港元	Dividend reserve 股息儲備 HKS Million 百萬港元		Total 總計 HKS Million 百萬港元	Employee share-based compensation reserve 以股份支付之僱員酬金儲備 HKS Million 百萬港元	Share of net assets of subsidiaries 附屬公司淨資產 HKS Million 百萬港元	Total 總計 HKS Million 百萬港元
At 1st January, 2014 於二零一四年一月一日	367.5	1,519.5	198.8	223.8	334.7	627.0	55.2	4.1	12,210.0	248.1	15,788.7	10.3	15,110.5	15,101.0	30,889.7
Profit for the year 本年度溢利	-	-	-	-	-	-	-	-	1,655.7	-	1,655.7	-	1,581.5	1,581.5	3,237.2
Other comprehensive income (expenses) for the year 本年度其他全面收益 (費用)	-	-	-	48.5	-	(45.4)	-	(0.5)	-	-	2.6	-	(122.2)	(122.2)	(119.6)
Total comprehensive income (expenses) for the year 本年度全面收益(費用) 總額	-	-	-	48.5	-	(45.4)	-	(0.5)	1,655.7	-	1,658.3	-	1,458.3	1,458.3	3,117.6
Share of transfer of other reserves of associates 應佔聯營公司其他儲備之 轉撥	-	-	-	-	-	(22.6)	-	(0.6)	23.2	-	-	-	-	-	-
Capital contribution by non-controlling interests 非控股權益 注資	-	-	-	-	-	-	-	-	-	-	-	-	0.4	0.4	0.4
Acquisition of additional interests in subsidiaries 收購附屬公司額外 權益	-	-	-	-	-	-	-	-	15.4	-	15.4	-	(277.7)	(277.7)	(262.3)
Amounts paid for shares repurchased and cancelled by subsidiaries 附屬公司購回及註銷股份之 已付款項	-	-	-	-	-	-	-	-	7.0	-	7.0	-	(176.8)	(176.8)	(169.8)
Placing and top-up subscription of shares of a subsidiary 配售及充實後新認購一間 附屬公司之股份	-	-	-	-	-	-	-	-	(13.0)	-	(13.0)	-	1,015.4	1,015.4	1,002.4
Purchase of shares for employee ownership scheme 僱員股份擁有計劃購買 股份	-	-	-	-	-	-	-	-	-	-	-	(6.1)	-	(6.1)	(6.1)
Recognition of equity-settled share-based payments 基礎行款 確認權益結算以股份為 基礎行款	-	-	-	-	-	-	-	-	-	-	-	10.0	-	10.0	10.0
Vesting of shares of the employee ownership scheme 歸屬股份 僱員股份擁有計劃	-	-	-	-	-	-	-	-	-	-	-	(7.0)	0.7	(6.3)	-
Dividend distribution to non-controlling interests 分派股息予非控股 權益	-	-	-	-	-	-	-	0.6	-	-	0.6	-	-	(0.6)	-
Interim dividend declared 宣派中期股息	-	-	-	-	-	-	-	-	(27.5)	27.5	-	-	-	-	(385.9)
Dividend paid 已付股息	-	-	-	-	-	-	-	-	(275.0)	(275.0)	-	-	-	-	-
Adjustment to 2013 final dividend 二零一三年末期股息之調整	-	-	-	-	-	-	-	-	0.6	(0.6)	-	-	-	-	(275.0)
Proposed final dividend 擬派末期股息	-	-	-	-	-	-	-	-	(275.0)	275.0	-	-	-	-	-
Transfer from accumulated profits to capital reserves 由累計溢利轉撥至 資本儲備	-	-	-	-	-	-	-	13.9	(13.9)	-	-	-	-	-	-
Transfer upon the abolition of par value under the new Hong Kong Companies Ordinance 根據新香港公司條例 廢除股份面值之 轉撥	1,854.2	(1,519.5)	-	-	(334.7)	-	-	-	-	-	-	-	-	-	-
Shares repurchased and cancelled 購回及註銷股份	-	-	-	-	-	-	-	-	(14.6)	-	(14.6)	-	-	-	(14.6)
At 31st December, 2014 於二零一四年十二月三十一日	2,221.7	-	198.8	272.3	-	559.0	55.2	16.9	13,568.5	275.0	17,167.4	13.3	16,745.9	16,739.0	33,906.4



**Consolidated Statement of Changes in Equity (Cont'd)**
**綜合權益變動表(續)**

for the year ended 31st December, 2015

截至二零一五年十二月三十一日止年度

	Attributable to owners of the Company 本公司股東應佔				Non-controlling interests 非控股權益				Total equity 權益總額 HK\$ Million 百萬元				
	Share capital 股本 HK\$ Million 百萬元	Property revaluation reserve 物業重估儲備 HK\$ Million 百萬元	Investment revaluation reserve 投資重估儲備 HK\$ Million 百萬元	Translation reserve 匯兌儲備 HK\$ Million 百萬元	Non-distributable reserve 非分派儲備 HK\$ Million 百萬元	Capital and other reserves 資本及其他儲備 HK\$ Million 百萬元	Accumulated profits 累計溢利 HK\$ Million 百萬元	Dividend reserve 股息儲備 HK\$ Million 百萬元		Shares held for employee ownership scheme 為僱員股份擁有計劃持有股份 HK\$ Million 百萬元	Employee share-based compensation reserve 以股份支付之僱員酬金儲備 HK\$ Million 百萬元	Share of net assets of subsidiaries 附屬公司淨資產 HK\$ Million 百萬元	
													Total 總計 HK\$ Million 百萬元
At 1st January, 2015 於二零一五年一月一日	2,221.7	198.8	272.3	559.0	55.2	16.9	13,565.5	275.0	(20.2)	13.3	16,745.9	16,739.0	33,906.4
Profit for the year 本年度溢利	-	-	-	-	-	-	2,983.2	-	-	-	2,995.6	2,995.6	5,978.8
Other comprehensive income (expenses) for the year (費用)	-	45.6	29.2	(407.4)	-	0.5	0.3	-	-	-	(302.6)	(302.6)	(634.4)
Total comprehensive income (expenses) for the year 本年度全面收益(費用)總額	-	45.6	29.2	(407.4)	-	0.5	2,983.5	-	-	-	2,693.0	2,693.0	5,344.4
Shares of a subsidiary issued to non-controlling interests 向非控股權益發行一間附屬公司之股份	-	-	-	-	-	-	(20.9)	-	-	-	55.2	55.2	34.3
Share of reserve movement of associates 應佔聯營公司之儲備變動	-	-	1.5	(17.8)	-	(2.2)	20.0	-	-	-	0.5	0.5	2.0
Acquisition of additional interests in a subsidiary 收購一間附屬公司之額外權益	-	-	-	-	-	-	16.5	-	-	-	(29.2)	(29.2)	(12.7)
Amounts paid for shares repurchased and cancelled by a subsidiary 一間附屬公司購回及註銷股份之已付款項	-	-	-	-	-	-	-	-	-	-	(159.5)	(159.5)	(134.7)
Released on disposal of a subsidiary 出售一間附屬公司時撥回	-	-	-	-	-	-	-	-	-	-	(0.7)	(0.7)	(0.7)
Recognition of equity-settled share-based payments 確認為權益結算以股份為基礎付款	-	-	-	-	-	-	-	-	-	0.4	-	0.4	0.4
Vesting of shares of the employee ownership scheme 僱員股份擁有計劃歸屬股份	-	-	-	-	-	-	-	-	7.6	(7.6)	-	-	-
Dividend distribution to non-controlling interests 分派股息予非控股權益	-	-	-	-	-	-	-	-	-	-	(595.4)	(595.4)	(595.4)
Interim dividend declared 宣派中期股息	-	-	-	-	-	-	(27.5)	27.5	-	-	-	-	-
Dividend paid 已付股息	-	-	-	-	-	-	(302.5)	(302.5)	-	-	-	-	(302.5)
Second interim dividend declared 宣派第二次中期股息	-	-	-	-	-	-	(285.2)	285.2	-	-	-	-	-
Transfer from accumulated profits to capital reserves 由累計溢利轉撥至資本儲備	-	-	-	-	-	0.2	(0.2)	-	-	-	-	-	-
Shares repurchased and cancelled 購回及註銷股份	-	-	-	-	-	-	(194.1)	-	-	-	-	-	(194.1)
At 31st December, 2015 於二零一五年十二月三十一日	2,221.7	244.4	303.0	133.8	55.2	15.4	16,085.4	285.2	(12.6)	6.1	18,709.8	18,703.3	38,047.4

## Consolidated Statement of Cash Flows

for the year ended 31st December, 2015

## 綜合現金流量表

截至二零一五年十二月三十一日止年度

		Notes 附註	2015 二零一五年 HK\$ Million 百萬港元	2014 二零一四年 HK\$ Million 百萬港元
<b>Operating activities</b>	<b>經營業務</b>			
Profit for the year	本年度溢利		5,978.8	3,237.2
Adjustments for:	調整項目：			
Bad and doubtful debts	呆壞賬		1,559.6	795.7
Net impairment loss recognised on interests in associates	確認於聯營公司之權益之減值虧損淨額		521.7	9.1
Finance costs	融資成本		244.7	256.6
Loss on purchase of bonds issued by the Group	購入由本集團所發行之債券之虧損		141.5	-
Taxation	稅項		132.3	387.5
Depreciation	折舊		91.1	92.7
Impairment loss on amounts due from joint ventures	合營公司欠款之減值虧損		38.8	11.3
Impairment loss on available-for-sale financial assets	可供出售金融資產之減值虧損		13.8	2.0
Amortisation of intangible assets	無形資產攤銷		11.9	27.0
Net exchange loss (gain)	匯兌虧損(收益)淨額		4.7	(19.8)
Net loss on disposal/write-off of property, plant and equipment	出售/撇銷物業、廠房及設備之虧損淨額		3.6	5.0
Expenses recognised for employee ownership scheme of Sun Hung Kai & Co. Limited ("SHK")	就新鴻基有限公司(「新鴻基」)之僱員股份擁有計劃確認之費用		0.5	10.0
Amortisation of prepaid land lease payments	預繳地價攤銷		0.2	0.3
Profit on disposal of Sun Hung Kai Financial Group Limited ("SHKFGL")	出售新鴻基金融集團有限公司(「新鴻基金融集團」)之溢利	15	(3,033.5)	-
Share of results of associates	應佔聯營公司業績		(1,291.8)	(608.4)
Net fair value gain on financial assets and liabilities	金融資產及負債之公平價值收益淨額		(790.7)	(198.0)
Net increase in fair value of investment properties	投資物業之公平價值增加淨額		(415.0)	(387.3)
Share of results of joint ventures	應佔合營公司業績		(158.4)	(164.6)
Net realised gain on disposal of available-for-sale financial assets	出售可供出售金融資產之已變現收益淨額		(22.5)	(13.0)
Impairment loss reversed for hotel property	撥回酒店物業之減值虧損		(17.0)	(10.5)
Net realised gain on disposal of subsidiaries	出售附屬公司之已變現收益淨額	42	(15.1)	-
Net realised gain on disposal of a joint venture	出售一間合營公司之已變現收益淨額		(5.7)	-
Gain on disposal of investment properties	出售投資物業之收益		(1.0)	(0.8)
Loss on liquidation of subsidiaries	附屬公司清盤之虧損		-	0.4
Impairment loss on intangible assets	無形資產之減值虧損		-	0.4
Net gain on disposal of land and building	出售土地及樓宇之收益淨額		-	(139.9)
Net realised gain on disposal of an associate	出售一間聯營公司之已變現收益淨額		-	(12.9)
Operating cash flows before movements in working capital	未計營運資金變動之經營業務現金流量		2,992.5	3,280.0

for the year ended 31st December, 2015

截至二零一五年十二月三十一日止年度

	Notes 附註	2015 二零一五年 HK\$ Million 百萬港元	2014 二零一四年 HK\$ Million 百萬港元
Decrease in properties held for sale and other inventories	待出售物業及其他存貨減少	-	0.2
Net changes in financial assets and financial liabilities at fair value through profit or loss	透過損益賬按公平價值處理之金融資產及金融負債變動淨額	(1,161.6)	(11.0)
Decrease (increase) in loans and advances to consumer finance customers	私人財務客戶貸款及墊款減少(增加)	996.3	(2,181.5)
Increase in amounts due from associates	聯營公司欠款增加	(97.8)	-
Increase in trade and other receivables	貿易及其他應收款項增加	(1,820.5)	(1,900.0)
Increase in trade and other payables	貿易及其他應付款項增加	1,093.4	977.5
(Decrease) increase in provisions and other liabilities	撥備及其他負債(減少)增加	(12.0)	16.0
Cash from operations	經營所產生之現金	1,990.3	181.2
Taxation paid	已繳稅項	(355.8)	(429.3)
Interest paid	已付利息	(179.7)	(163.6)
<b>Net cash from (used in) operating activities</b>	<b>經營業務所產生(所用)之現金淨額</b>	<b>1,454.8</b>	<b>(411.7)</b>
<b>Investing activities</b>	<b>投資業務</b>		
Proceeds on disposal of SHKFGI	出售新鴻基金集團所得款項	3,543.1	-
Amounts repaid by associates	聯營公司還款	1,471.5	35.5
Proceeds on disposal of subsidiaries	出售附屬公司所得款項	641.8	-
Proceeds on disposal of available-for-sale financial assets	出售可供出售金融資產所得款項	222.8	186.5
Proceeds on disposal of long-term financial assets designated as at fair value through profit or loss	出售指定為透過損益賬按公平價值處理之長期金融資產所得款項	189.1	65.4
Dividends received from associates	來自聯營公司之股息	74.3	48.4
Dividends received from joint ventures	來自合營公司之股息	32.5	0.8
Proceeds on disposal of a joint venture	出售一間合營公司所得款項	10.9	-
Proceeds on disposal of investment properties	出售投資物業所得款項	7.2	6.8
Proceeds on disposal of property, plant and equipment	出售物業、廠房及設備所得款項	1.0	0.7
Amounts repaid by joint ventures	合營公司還款	0.6	-
Purchase of long-term financial assets designated as at fair value through profit or loss	購入指定為透過損益賬按公平價值處理之長期金融資產	(2,297.1)	(395.0)
Fixed deposits with banks placed	存入銀行定期存款	(572.9)	(258.2)
Amounts advanced to associates	墊款予聯營公司	(346.4)	(10.7)
Purchase of available-for-sale financial assets	購入可供出售金融資產	(117.9)	(160.5)
Purchase of property, plant and equipment	購入物業、廠房及設備	(88.8)	(188.8)
Capital injection to associates	向聯營公司注資	(83.7)	-
Capital injection to a joint venture	向一間合營公司注資	(57.7)	(42.3)
Payment of deposits for acquisition of property, plant and equipment and investments	收購物業、廠房及設備以及投資預付按金	(49.9)	(73.0)
Purchase of intangible assets	購入無形資產	(8.0)	(34.0)
Additions to investment properties	添置投資物業	(6.5)	(7.4)
Net payment of statutory deposits	法定按金付款淨額	(5.5)	(11.2)
Amounts advanced to joint ventures	墊款予合營公司	(1.2)	(0.7)
Proceeds on disposal of land and building	出售土地及樓宇所得款項	-	139.9
Proceeds on disposal of associates	出售聯營公司所得款項	-	47.4
Decrease in pledged bank deposits and bank balances	銀行抵押存款及銀行結餘減少	-	20.4
Acquisition of additional interests in associates	收購聯營公司之額外權益	-	(16.0)
<b>Net cash from (used in) investing activities</b>	<b>投資業務所產生(所用)之現金淨額</b>	<b>2,559.2</b>	<b>(646.0)</b>

for the year ended 31st December, 2015

截至二零一五年十二月三十一日止年度

		2015 二零一五年 HK\$ Million 百萬港元	2014 二零一四年 HK\$ Million 百萬港元
	Notes 附註		
<b>Financing activities</b>	<b>融資業務</b>		
New bank and other borrowings raised	籌集所得新造銀行及其他借貸	3,450.8	3,060.4
Proceeds from issue of shares of a subsidiary	發行一間附屬公司股份所得款項	34.3	–
Amount advanced from (repaid to) an associate	收取(償還)一間聯營公司墊款	0.1	(0.3)
Repayment of bank and other borrowings	償還銀行及其他借貸	(4,380.0)	(1,441.3)
Dividends by subsidiaries to non-controlling interests	附屬公司向非控股權益 派付股息	(595.4)	(385.9)
Dividends paid to equity shareholders	已付權益股東股息	(302.5)	(275.0)
Amounts paid for shares repurchased and cancelled by the Company	本公司購回及註銷股份之 已付款項	(194.1)	(14.6)
Repurchase of notes	回購票據	(159.9)	(75.9)
Amounts paid for shares repurchased and cancelled by subsidiaries	附屬公司購回及註銷股份之 已付款項	(134.7)	(169.8)
Amount repaid to a joint venture	償還一間合營公司款項	(75.0)	–
Acquisition of additional interests in subsidiaries	收購附屬公司之額外權益	(12.8)	(262.3)
Placing and top-up subscription of shares of a subsidiary	配售及先舊後新認購一間 附屬公司股份	–	1,002.4
Proceeds from issue of notes by a subsidiary	一間附屬公司發行票據所得款項	–	449.1
Capital contribution by non-controlling interests	非控股權益注資	–	0.4
Redemption of notes	贖回票據	–	(356.0)
Redemption of preference shares	贖回優先股	–	(41.7)
Purchase of shares for employee ownership scheme of SHK	就新鴻基僱員股份擁有 計劃收購股份	–	(6.1)
<b>Net cash (used in) from financing activities</b>	<b>融資業務(所用)所產生之 現金淨額</b>	<b>(2,369.2)</b>	<b>1,483.4</b>
<b>Net increase in cash and cash equivalents</b>	<b>現金及現金等價物增加淨額</b>	<b>1,644.8</b>	<b>425.7</b>
<b>Effect of foreign exchange rate changes</b>	<b>匯率變動之影響</b>	<b>(112.1)</b>	<b>(29.3)</b>
<b>Cash and cash equivalents at the beginning of the year</b>	<b>於年初之現金及 現金等價物</b>	<b>5,393.3</b>	<b>4,996.9</b>
<b>Cash and cash equivalents at the end of the year</b>	<b>於年末之現金及 現金等價物</b>	<b>6,926.0</b>	<b>5,393.3</b>

32

**1. GENERAL**

The Company is a public limited company incorporated in the Hong Kong Special Administrative Region (“Hong Kong”) and its shares are listed on The Stock Exchange of Hong Kong Limited (“Stock Exchange”). The ultimate controlling party of the Company is the trustees of Lee and Lee Trust. The address of the principal place of business of the trustees of Lee and Lee Trust is 24/F, Allied Kajima Building, 138 Gloucester Road, Wanchai, Hong Kong. The address of the registered office and principal place of business of the Company is 22/F, Allied Kajima Building, 138 Gloucester Road, Wanchai, Hong Kong.

The consolidated financial statements of the Company and its subsidiaries (“Group”) are presented in Hong Kong dollars, which is the same as the functional currency of the Company.

The Company acts as an investment holding company and provides corporate management services. The principal activities of its principal subsidiaries, associates and joint ventures are set out in notes 53, 54 and 55 respectively.

**2. APPLICATION OF NEW AND REVISED HONG KONG FINANCIAL REPORTING STANDARDS (“HKFRSs”)**

In the current year, the Group adopted certain Amendments to Standards issued by the Hong Kong Institute of Certified Public Accountants (“HKICPA”) that are mandatorily effective for the Group’s financial year beginning on 1st January, 2015. The adoption of these Amendments has had no material effect on the consolidated financial statements of the Group for the current and prior accounting periods. The same accounting policies, presentation and methods of computation have been followed in these consolidated financial statements as were applied in the preparation of the Group’s financial statements for the year ended 31st December, 2014.

**1. 一般資料**

本公司為一間在香港特別行政區（「香港」）註冊成立之公眾有限公司，其股份在香港聯合交易所有限公司（「聯交所」）上市。本公司之最終控制方為Lee and Lee Trust之受託人，Lee and Lee Trust之受託人之主要營業地點之地址為香港灣仔告士打道138號聯合鹿島大廈24樓。本公司註冊辦事處及主要營業地點地址為香港灣仔告士打道138號聯合鹿島大廈22樓。

本公司及其附屬公司（「本集團」）之綜合財務報表以港元呈列，與本公司之功能貨幣相同。

本公司為一間投資控股公司及提供企業管理服務，其主要附屬公司、聯營公司及合營公司之主要業務活動分別載於附註53、54及55。

**2. 採用新訂及經修訂香港財務報告準則（「香港財務報告準則」）**

於本年度，本集團採納由香港會計師公會（「香港會計師公會」）頒佈之若干準則修訂（於本集團二零一五年一月一日開始之財政年度起強制生效）。採納該等修訂對本集團於本會計期間及過往會計期間的綜合財務報表並無重大影響。本綜合財務報表採用與編製本集團截至二零一四年十二月三十一日止年度之財務報表相同之會計政策、呈列方式及計算方法。

for the year ended 31st December, 2015

## 2. APPLICATION OF NEW AND REVISED HONG KONG FINANCIAL REPORTING STANDARDS (“HKFRSs”) (CONT'D)

### New HKFRSs and Amendments in issue but not yet effective

The Group has not early applied the following new HKFRSs and amendments that have been issued but are not yet effective, and are relevant to the operations of the Group.

Amendments to HKAS 1	Disclosure Initiative <sup>1</sup>
HKFRS 9	Financial Instruments <sup>2</sup>
HKFRS 15	Revenue from Contracts with Customers <sup>2</sup>
Amendments to HKFRSs	Annual Improvements to HKFRSs 2012–2014 Cycle <sup>1</sup>

<sup>1</sup> Effective for annual periods beginning on or after 1st January, 2016, with earlier application permitted.

<sup>2</sup> Effective for annual periods beginning on or after 1st January, 2018, with earlier application permitted.

Except as described below, the management anticipates that the application of the new HKFRSs and amendments will not have material impact to the consolidated financial statements.

截至二零一五年十二月三十一日止年度

## 2. 採用新訂及經修訂香港財務報告準則(「香港財務報告準則」)(續)

### 已頒佈但尚未生效之新訂香港財務報告準則及修訂本

本集團並無提早採用以下已頒佈但未生效及與本集團業務有關之新訂香港財務報告準則及修訂本。

香港會計準則第1號修訂本	披露主動性 <sup>1</sup>
香港財務報告準則第9號	金融工具 <sup>2</sup>
香港財務報告準則第15號	來自客戶之合約收入 <sup>2</sup>
香港財務報告準則修訂本	香港財務報告準則二零一二年至二零一四年週期之年度改進 <sup>1</sup>

<sup>1</sup> 於二零一六年一月一日或以後開始之年度期間生效，並獲准提早採納。

<sup>2</sup> 於二零一八年一月一日或以後開始之年度期間生效，並獲准提早採納。

除下文所述者外，管理層預料應用該等新訂香港財務報告準則及修訂本不會對綜合財務報表有任何重大影響。

for the year ended 31st December, 2015

截至二零一五年十二月三十一日止年度

## 2. APPLICATION OF NEW AND REVISED HONG KONG FINANCIAL REPORTING STANDARDS (“HKFRSs”) (CONT'D)

## 2. 採用新訂及經修訂香港財務報告準則(「香港財務報告準則」)(續)

### New HKFRSs and Amendments in issue but not yet effective (Cont'd)

#### HKFRS 9 – Financial Instruments

HKFRS 9 issued in 2009 introduces new requirements for the classification and measurement of financial assets. HKFRS 9 amended in 2010 includes the requirements for the classification and measurement of financial liabilities and for derecognition. HKFRS 9 amended in 2013 includes the new requirements for general hedge accounting. Another revised version of HKFRS 9 was issued in 2014 mainly to include: a) impairment requirements for financial assets and b) limited amendments to the classification and measurement requirements by introducing a “fair value through other comprehensive income” measurement category for certain debt instruments.

Under HKFRS 9, all recognised financial assets that are within the scope of HKAS 39 Financial Instruments: Recognition and Measurement are subsequently measured at either amortised cost or fair value. Specifically, debt investments that are held within a business model whose objective is to collect the contractual cash flows, and that have contractual cash flows that are solely payments of principal and interest on the principal outstanding are generally measured at amortised cost at the end of subsequent accounting periods. Debt instruments that are held within a business model whose objective is achieved both by collecting contractual cash flows and selling financial assets, and that have contractual terms of the financial assets give rise on specified dates to cash flows that are solely payments of principal and interest on the principal amount outstanding, are measured at “fair value through other comprehensive income”. All other debt investments and equity investments are measured at their fair values at the end of subsequent accounting periods. In addition, an entity may make an irrevocable election to present changes in fair value of equity investments in other comprehensive income, with only dividend income recognised in profit or loss.

### 已頒佈但尚未生效之新訂香港財務報告準則及修訂本(續)

#### 香港財務報告準則第9號—金融工具

於二零零九年頒佈之香港財務報告準則第9號對金融資產之分類及計量引入新規定。於二零一零年經修訂之香港財務報告準則第9號包括有關金融負債之分類及計量及終止確認之規定。於二零一三年修訂之香港財務報告準則第9號包括一般對沖會計的新規定。香港財務報告準則第9號另一經修訂版本於二零一四年頒佈，主要包括：(a)金融資產的減值規定；及(b)透過就若干債務工具引入「按公平價值計入其他全面收益」計量類別對分類及計量規定作出有限修訂。

根據香港財務報告準則第9號，所有屬香港會計準則第39號「金融工具：確認及計量」範疇內之已確認金融資產，其後均按攤銷成本或公平價值計量。尤其是，按商業模式持有而目的為收取合約現金流之債務投資，以及純粹為支付本金及未償還本金之利息而擁有合約現金流之債務投資，一般均於其後會計期間結算日按攤銷成本計量。於目的為同時收回合約現金流及出售金融資產之業務模式下持有之債務工具，以及金融資產合約條款令於特定日期產生之現金流純粹為支付本金及未償還本金之利息的債務工具，以「按公平價值計入其他全面收益」計量。所有其他債務投資及股本投資均於其後會計期間結算日按公平價值計量。此外，一個實體可作出不可撤銷地選擇在其他全面收益中呈列股權投資之公平價值變動，並只在損益賬中確認股息收入。

for the year ended 31st December, 2015

## 2. APPLICATION OF NEW AND REVISED HONG KONG FINANCIAL REPORTING STANDARDS (“HKFRSs”) (CONT'D)

### New HKFRSs and Amendments in issue but not yet effective (Cont'd)

#### HKFRS 9 – Financial Instruments (Cont'd)

With regard to the measurement of financial liabilities designated as at fair value through profit or loss, HKFRS 9 requires that the amount of change in the fair value of the financial liability that is attributable to changes in the credit risk of that liability is presented in other comprehensive income, unless the recognition of the effects of changes in the liability's credit risk in other comprehensive income would create or enlarge an accounting mismatch in profit or loss. Changes in fair value attributable to a financial liability's credit risk are not subsequently reclassified to profit or loss.

In relation to the impairment of financial assets, HKFRS 9 requires an expected credit loss model, as opposed to an incurred credit loss model under HKAS 39. The expected credit loss model requires an entity to account for expected credit losses and changes in those expected credit losses at each reporting date to reflect changes in credit risk since initial recognition. In other words, it is no longer necessary for a credit event to have occurred before credit losses are recognised.

The application of HKFRS 9 may affect the measurement of the Group's financial assets and liabilities. However, it is not practicable to provide a reasonable estimate of the effect of HKFRS 9 until the Group undertakes a detailed review.

截至二零一五年十二月三十一日止年度

## 2. 採用新訂及經修訂香港財務報告準則(「香港財務報告準則」)(續)

### 已頒佈但尚未生效之新訂香港財務報告準則及修訂本(續)

#### 香港財務報告準則第9號—金融工具(續)

就指定為透過損益賬按公平價值計量之金融負債而言，香港財務報告準則第9號規定，歸因於金融負債之信貸風險變動之該負債公平價值變動金額，乃於其他全面收益呈列，惟在其他全面收益內確認負債信貸風險變動影響會導致於損益賬產生或擴大會計錯配則另作別論。歸因於金融負債信貸風險之公平價值變動，其後不會重新分類至損益賬。

就金融資產之減值而言，與香港會計準則第39號項下按已產生信貸虧損模式計算相反，香港財務報告準則第9號規定按預期信貸虧損模式計算。預期信貸虧損模式規定實體於各報告日期將預期信貸虧損及變動計入該等預期信貸虧損，以反映信貸風險自初始確認以來之變動。換言之，毋須再待發生信貸事件方確認信貸虧損。

應用香港財務報告準則第9號可能會對計量本集團的金融資產及負債造成影響。然而，在本集團進行詳細審閱前，提供有關香港財務報告準則第9號之影響之合理估算並不可行。



for the year ended 31st December, 2015

截至二零一五年十二月三十一日止年度

## 2. APPLICATION OF NEW AND REVISED HONG KONG FINANCIAL REPORTING STANDARDS (“HKFRSs”) (CONT'D)

## 2. 採用新訂及經修訂香港財務報告準則(「香港財務報告準則」)(續)

### New HKFRSs and Amendments in issue but not yet effective (Cont'd)

#### HKFRS 15 – Revenue from Contracts with Customers

HKFRS 15 establishes a single comprehensive model for entities to use in accounting for revenue arising from contracts with customers. HKFRS 15 will supersede the current revenue recognition guidance including HKAS 18 Revenue, HKAS 11 Construction Contracts and the related interpretations when it becomes effective.

The core principle of HKFRS 15 is that an entity should recognise revenue to depict the transfer of promised goods or services to customers in an amount that reflects the consideration to which the entity expects to be entitled in exchange for those goods or services. Specifically, the Standard introduces a 5-step approach to revenue recognition:

- Step 1: Identify the contract with customer.
- Step 2: Identify the performance obligations in the contract.
- Step 3: Determine the transaction price.
- Step 4: Allocate the transaction price to the performance obligations in the contract.
- Step 5: Recognise revenue when the entity satisfies a performance obligation.

Under HKFRS 15, an entity recognises revenue when a performance obligation is satisfied. Furthermore, extensive disclosures are required by HKFRS 15.

The application of HKFRS 15 may affect the amount reported and disclosures made in the Group's consolidated financial statements. However, it is not practicable to provide a reasonable estimate of the effect of HKFRS 15 until the Group performs a detailed review.

### 已頒佈但尚未生效之新訂香港財務報告準則及修訂本(續)

#### 香港財務報告準則第15號—來自客戶之合約收入

香港財務報告準則第15號制定單一全面模式供實體用作將自客戶合約所產生的收入入賬。於香港財務報告準則第15號生效後，其將取代現時載於香港會計準則第18號「收入」、香港會計準則第11號「建築合約」及相關詮釋的收入確認指引。

香港財務報告準則第15號的核心原則為實體所確認描述向客戶轉讓承諾貨品或服務的收入金額，應為能反映該實體預期就交換該等貨品或服務有權獲得的代價。具體而言，該準則引入確認收入的五個步驟：

- 第一步：識別與客戶訂立的合約。
- 第二步：識別合約中的履約責任。
- 第三步：釐定交易價。
- 第四步：將交易價分配至合約中的履約責任。
- 第五步：於實體完成履約責任時確認收入。

根據香港財務報告準則第15號，實體於完成履約責任時確認收入。此外，香港財務報告準則第15號要求更詳盡的披露。

應用香港財務報告準則第15號可能會對於本集團綜合財務報表所呈報金額及所作披露事項造成影響。然而，在本集團進行詳細審閱前，提供有關香港財務報告準則第15號之影響之合理估算並不可行。

for the year ended 31st December, 2015

### 3. SIGNIFICANT ACCOUNTING POLICIES

#### Basis of preparation

The consolidated financial statements have been prepared in accordance with HKFRSs issued by the HKICPA. In addition, the consolidated financial statements include applicable disclosures required by the Rules Governing the Listing of Securities on the Stock Exchange ("Listing Rules") and by the Hong Kong Companies Ordinance (Cap. 622) ("CO").

The disclosure requirements set out in the Listing Rules regarding annual accounts have been amended with reference to the provisions of the new CO regarding preparation of accounts and directors' report and to streamline with HKFRSs. Accordingly the presentation and disclosure of information in the consolidated financial statements for the financial year ended 31st December, 2015 have been changed to comply with these new requirements. Comparative information in respect of the financial year ended 31st December, 2014 are presented or disclosed in the consolidated financial statements based on the new requirements. Information previously required to be disclosed under the predecessor CO or Listing Rules but not under the new CO or amended Listing Rules are not disclosed in these consolidated financial statements.

The consolidated financial statements have been prepared on the historical cost basis, except for certain properties and financial instruments, which are measured at fair value, as explained in the significant accounting policies set out below.

Historical cost is generally based on the fair value of the consideration given in exchange for goods and services.

Fair value is the price that would be received to sell an asset or paid to transfer a liability in an orderly transaction between market participants at the measurement date, regardless of whether that price is directly observable or estimated using another valuation technique. In estimating the fair value of an asset or a liability, the Group takes into account the characteristics of the asset or liability if market participants would take those characteristics into account when pricing the asset or liability at the measurement date. Fair value for measurement and/or disclosure purposes in these consolidated financial statements is determined on such a basis, except for share-based payment transactions that are within the scope of HKFRS 2 Share-based Payment, leasing transactions that are within the scope of HKAS 17 Leases, and measurements that have some similarities to fair value but are not fair value, such as net realisable value in HKAS 2 Inventories or value in use in HKAS 36 Impairment of Assets.

截至二零一五年十二月三十一日止年度

### 3. 主要會計政策

#### 編製基準

綜合財務報表乃根據香港會計師公會頒佈的香港財務報告準則編製。此外，綜合財務報表載列聯交所證券上市規則(「上市規則」)及香港公司條例(第622章)(「公司條例」)規定之相關披露內容。

聯交所上市規則所載有關年度賬目的披露規定經參考新公司條例有關賬目編製及董事報告後作出修訂，以與香港財務報告準則保持一致。因此，截至二零一五年十二月三十一日止財政年度綜合財務報表資料的呈列方式及披露內容已予變更，以符合上述新訂規定。有關截至二零一四年十二月三十一日止財政年度比較資料經已按照上述新訂規定於綜合財務報表中呈列或披露。根據前公司條例或上市規則須予披露但根據新公司條例或經修訂上市規則毋須披露的資料並無於有關綜合財務報表中披露。

綜合財務報表乃按歷史成本基準編製，惟下列主要會計政策所說明按公平價值計量的若干物業及金融工具除外。

歷史成本一般根據就交易貨品及服務所付代價之公平價值。

公平價值是指市場參與者之間在計量日進行的有序交易中出售一項資產所收取的價格或轉移一項負債所支付的價格，無論該價格是直接觀察到的結果還是採用其他估值技術作出的估計。在對資產或負債的公平價值作出估計時，本集團考慮了市場參與者在計量日為該資產或負債進行定價時將會考慮的那些特徵。在本綜合財務報表中計量和／或披露的公平價值均在此基礎上予以確定，但香港財務報告準則第2號「以股份付款」範圍內的以股份為基礎的支付交易、香港會計準則第17號「租賃」範圍內的租賃交易、以及與公平價值類似但並非公平價值的計量(例如，香港會計準則第2號「存貨」中的可變現淨值或香港會計準則第36號「資產減值」中的使用價值)除外。

for the year ended 31st December, 2015

截至二零一五年十二月三十一日止年度

### 3. SIGNIFICANT ACCOUNTING POLICIES (CONT'D)

### 3. 主要會計政策(續)

#### Basis of preparation (Cont'd)

In addition, for financial reporting purposes, fair value measurements are categorised into level 1, 2 or 3 based on the degree to which the inputs to the fair value measurements are observable and the significance of the inputs to the fair value measurement in its entirety, which are described as follows:

- Level 1 fair value measurements are those derived from quoted prices (unadjusted) in active markets for identical assets or liabilities.
- Level 2 fair value measurements are those derived from input other than quoted prices included within level 1 that are observable for the assets or liabilities, either directly (i.e. as prices) or indirectly (i.e. derived from prices).
- Level 3 fair value measurements are those derived from valuation techniques that include input for the assets or liabilities that are not based on observable market data.

#### Basis of consolidation

The consolidated financial statements incorporate the financial statements of the Company and entities controlled by the Company and its subsidiaries. Control is achieved when the Company:

- has power over the investee;
- is exposed, or has rights, to variable returns from its involvement with the investee; and
- has the ability to use its power to affect its returns.

The Group reassesses whether or not it controls an investee if facts and circumstances indicate that there are changes to one or more of the three elements of control listed above.

When the Group has less than a majority of the voting rights of an investee, it has power over the investee when the voting rights are sufficient to give it the practical ability to direct the relevant activities of the investee unilaterally.

Income and expenses of subsidiaries acquired or disposed of during the year are included in profit or loss and other comprehensive income from the effective date of acquisition and up to the effective date of disposal, as appropriate.

#### 編製基準(續)

此外，就財務呈報而言，公平價值計量根據公平價值計量之輸入數據之可觀察程度及輸入數據對公平價值計量整體而言之重要性分為第一、第二或第三級，現闡述如下：

- 第一級公平價值計量按相同的資產或負債於活躍市場的報價(無調整)計算。
- 第二級公平價值計量乃除第一級計入之報價外，就資產或負債可直接(即價格)或間接(即自價格衍生)觀察輸入數據得出。
- 第三級公平價值計量乃計入並非根據可觀察市場數據之資產或負債之估值方法得出。

#### 綜合基準

綜合財務報表包括本公司及受本公司控制之公司及其附屬公司之財務報表。倘本公司符合以下情況，則取得控制權：

- 有權控制被投資方；
- 因其參與被投資方業務而獲得或有權獲得可變回報；及
- 有能力以其權力影響其回報。

倘事項及狀況顯示上文列示三項控制元素之一項或多項有變，本集團會重新評估其是否控制投資對象。

倘本集團於投資對象之投票權未能佔大多數，但只要投票權足以賦予本集團實際能力可單方面掌控投資對象之相關業務時，本公司即對投資對象擁有權力。

於年內所收購或出售的附屬公司，其收入及費用均自收購生效日期起及截至出售生效日期止(如適用)計入損益及其他全面收益。

for the year ended 31st December, 2015

### 3. SIGNIFICANT ACCOUNTING POLICIES (CONT'D)

#### Basis of consolidation (Cont'd)

Where necessary, adjustments are made to the financial statements of subsidiaries to bring their accounting policies in line with those used by other members of the Group.

All intra-group transactions, balances, income and expenses within the Group are eliminated on consolidation.

Non-controlling interests in subsidiaries are presented separately from the Group's equity therein.

#### *Changes in the Group's ownership interests in existing subsidiaries*

Changes in the Group's ownership interests in subsidiaries that do not result in the Group losing control over the subsidiaries are accounted for as equity transactions. The carrying amounts of the Group's interests and the non-controlling interests are adjusted to reflect the changes in their relative interests in the subsidiaries. Any difference between the amount by which the non-controlling interests are adjusted and the fair value of the consideration paid or received is recognised directly in equity and attributed to owners of the Company.

When the Group loses control of a subsidiary, a gain or loss is recognised in profit or loss and is calculated as the difference between (i) the aggregate of the fair value of the consideration received and the fair value of any retained interest and (ii) the previous carrying amount of the assets (including goodwill), and liabilities of the subsidiary and any non-controlling interests. All amounts previously recognised in other comprehensive income in relation to that subsidiary are accounted for as if the Group had directly disposed of the related assets or liabilities of the subsidiary (i.e. reclassified to profit or loss or transferred to another category of equity as specified/permitted by applicable HKFRSs). The fair value of any investment retained in the former subsidiary at the date when control is lost is regarded as the fair value on initial recognition for subsequent accounting under HKAS 39, when applicable, the cost on initial recognition of an investment in an associate or a joint venture.

#### Business combinations

Acquisitions of businesses are accounted for using the acquisition method. The consideration transferred in a business combination is measured at fair value, which is calculated as the sum of the acquisition-date fair values of the assets transferred by the Group, liabilities incurred by the Group to the former owners of the acquiree and the equity interests issued by the Group in exchange for control of the acquiree. Acquisition-related costs are generally recognised in profit or loss as incurred.

截至二零一五年十二月三十一日止年度

### 3. 主要會計政策(續)

#### 綜合基準(續)

如有需要，本集團會對附屬公司之財務報表作出調整，使其會計政策與本集團其他成員公司所採用者一致。

所有本集團內成員間交易、結餘、收入及開支均於綜合賬目時全數對銷。

附屬公司之非控股權益與本集團所佔權益分開呈列。

#### 本集團於現有附屬公司擁有權權益之變動

倘本集團於附屬公司之擁有權權益出現變動，但並無導致本集團失去對該等附屬公司之控制權，則入賬列作權益交易。本集團之權益與非控股權益之賬面值均予以調整，以反映彼等於附屬公司之相關權益之變動。非控股權益之調整款額與已付或已收代價之公平價值兩者間之差額，均直接於權益確認並歸屬於本公司股東。

倘本集團失去一間附屬公司之控制權，則於損益內確認收益或虧損，並按(i)確認所收取代價之公平價值及任何保留權益之公平價值之總額及(ii)附屬公司之資產(包括商譽)及負債以及任何非控股權益之過去賬面值之差額計算。所有有關該附屬公司過往於其他全面收益確認之款額，將按猶如本集團已直接出售有關附屬公司之相關資產或負債入賬(即按適用香港財務報告準則之規定/許可重新分類至損益或轉撥至另一個權益類別)。於失去控制權當日於前附屬公司保留之任何投資之公平價值將根據香港會計準則第39號於其後入賬時被列作初步確認之公平價值，或(如適用)於初步確認時於聯營公司或合營公司之投資成本。

#### 業務合併

業務收購採用收購法列賬。業務合併中之轉讓代價按公平價值計量，而公平價值乃按於收購日本集團所轉讓之資產、本集團向被收購公司原股東產生之負債及本集團於交換被收購公司之控制權發行之股權之公平價值之總額計算。收購相關費用一般於產生時在損益賬確認。

for the year ended 31st December, 2015

截至二零一五年十二月三十一日止年度

### 3. SIGNIFICANT ACCOUNTING POLICIES (CONT'D)

### 3. 主要會計政策(續)

#### Business combinations (Cont'd)

At the acquisition date, the identifiable assets acquired and the liabilities assumed are recognised at their fair value at the acquisition date, except that:

- deferred tax assets or liabilities and liabilities or assets related to employee benefit arrangements are recognised and measured in accordance with HKAS 12 Income Taxes and HKAS 19 Employee Benefits respectively;
- liabilities or equity instruments related to share-based payment transactions of the acquiree or the replacement of an acquiree's share-based payment transactions with share-based payment transactions of the Group are measured in accordance with HKFRS 2 Share-based Payment at the acquisition date; and
- assets (or disposal groups) that are classified as held for sale in accordance with HKFRS 5 Non-current Assets Held for Sale and Discontinued Operations are measured in accordance with that Standard.

Goodwill is measured as the excess of the sum of the consideration transferred, the amount of any non-controlling interests in the acquiree, and the fair value of the acquirer's previously held equity interest in the acquiree (if any) over the net of the acquisition-date amounts of the identifiable assets acquired and the liabilities assumed. If, after assessment, the net of the acquisition-date amounts of the identifiable assets acquired and liabilities assumed exceeds the sum of the consideration transferred, the amount of any non-controlling interests in the acquiree and the fair value of the acquirer's previously held interest in the acquiree (if any), the excess is recognised immediately in profit or loss as a bargain purchase gain.

Non-controlling interests that are present ownership interests and entitle their holders to a proportionate share of the entity's net assets in the event of liquidation may be initially measured either at fair value or at the non-controlling interests' proportionate share of the recognised amounts of the acquiree's identifiable net assets. The choice of measurement basis is made on a transaction-by-transaction basis. Other types of non-controlling interests are measured at their fair value or, when applicable, on the basis specified in another Standard.

#### 業務合併(續)

所收購之可識別資產及所承擔之負債乃於收購日按公平價值確認，惟以下情況除外：

- 遞延稅項資產或負債及與僱員福利安排有關之負債或資產分別按香港會計準則第12號「所得稅」及香港會計準則第19號「僱員福利」確認及計量；
- 與被收購公司以股份付款之交易有關或以本集團以股份付款之交易取代被收購公司以股份付款之交易有關之負債或權益工具，於收購當日按香港財務報告準則第2號「以股份付款」計量；及
- 按照香港財務報告準則第5號「持作出售之非流動資產及已終止經營業務」分類為持作出售之資產(或出售組別)按照該準則計量。

商譽按所轉讓之代價、任何非控股權益於被收購公司中所佔金額、及收購公司以往持有之被收購公司股權之公平價值(如有)之總和，減所收購可識別資產及所承擔負債於收購當日之淨值後，所超出之差額計量。倘經過評估後，所收購可識別資產與所承擔負債於收購當日之淨額高於轉讓之代價、任何非控股權益於被收購公司中所佔金額以及收購公司以往持有之被收購公司股權之公平價值(如有)之總和，則差額即時於損益賬內確認為議價收購收益。

屬現時擁有權權益且持有人有權於清盤時按比例分佔公司淨資產之非控股權益，可初步按公平價值或非控股權益應佔被收購公司可識別淨資產之已確認金額比例計量。計量基準可按每項交易而選擇。其他種類之非控股權益乃按其公平價值或另一項準則規定之基準(如適用)計量。

for the year ended 31st December, 2015

### 3. SIGNIFICANT ACCOUNTING POLICIES (CONT'D)

#### Business combinations (Cont'd)

When the consideration transferred by the Group in a business combination includes assets or liabilities resulting from a contingent consideration arrangement, the contingent consideration is measured at its acquisition-date fair value and included as part of the consideration transferred in a business combination. Changes in the fair value of the contingent consideration that qualify as measurement period adjustments are adjusted retrospectively, with the corresponding adjustments made against goodwill or gain on bargain purchase. Measurement period adjustments are adjustments that arise from additional information obtained during the "measurement period" (which cannot exceed one year from the acquisition date) about facts and circumstances that existed at the acquisition date.

The subsequent accounting for changes in the fair value of the contingent consideration that do not qualify as measurement period adjustments depends on how the contingent consideration is classified. Contingent consideration that is classified as equity is not remeasured at subsequent reporting dates and its subsequent settlement is accounted for within equity. Contingent consideration that is classified as an asset or a liability is remeasured at subsequent reporting dates in accordance with HKAS 39, or HKAS 37 Provisions, Contingent Liabilities and Contingent Assets, as appropriate, with the corresponding gain or loss being recognised in profit or loss.

When a business combination is achieved in stages, the Group's previously held equity interest in the acquiree is remeasured to fair value at the acquisition date (i.e. the date when the Group obtains control), and the resulting gain or loss, if any, is recognised in profit or loss. Amounts arising from interests in the acquiree prior to the acquisition date that have previously been recognised in other comprehensive income are reclassified to profit or loss where such treatment would be appropriate if that interest were disposed of.

If the initial accounting for a business combination is incomplete by the end of the reporting period in which the combination occurs, the Group reports provisional amounts for the items for which the accounting is incomplete. Those provisional amounts are adjusted during the measurement period (see above), or additional assets or liabilities are recognised, to reflect new information obtained about facts and circumstances that existed as of the acquisition date that, if known, would have affected the amounts recognised as of that date.

截至二零一五年十二月三十一日止年度

### 3. 主要會計政策(續)

#### 業務合併(續)

倘本集團於業務合併中轉讓之代價包括因或然代價安排而引致之資產或負債，則有關或然代價會按收購當日之公平價值計量，並會包括於業務合併中轉讓之代價之一部分。倘合資格作出計量期調整之或然代價公平價值有變，則有關變動會作追溯調整，而商譽或議價收購收益亦會作出相應調整。計量期調整指因於「計量期間」(自收購日期起計不超過一年)內取得有關於收購當日已存在之事實及情況之額外資料而產生之調整。

其後是否將不合資格作出計量期調整之或然代價公平價值之變動入賬，則視乎或然代價之分類方式而定。被分類為權益之或然代價不會於往後之報告日期重新計量，而其後償付之款項則於權益內入賬。被分類為資產或負債之或然代價於往後之報告日期按照香港會計準則第39號或香港會計準則第37號「撥備、或然負債及或然資產」(視適用情況而定)重新計量，相應之收益或虧損則於損益賬內確認。

當業務合併以分階段完成，本集團以往所持被收購公司之股權會按收購當日(即本集團取得控制權當日)之公平價值重新計量，而所產生之損益(如有)則於損益賬內確認。就被收購公司權益在收購日期前於其他全面收益中所確認之數額，會重新分類至損益賬(若此處理方法適用於出售該權益)。

倘業務合併未能於進行合併之報告期結束前完成初步入賬，則本集團會呈報未完成入賬之項目之臨時金額。該等臨時金額會於計量期(見上文)內，或確認額外資產或負債時調整，以反映所取得有關於收購當日已存在之事實及情況(如已知)，並會影響於確認當日之金額之新資料。

for the year ended 31st December, 2015

截至二零一五年十二月三十一日止年度

### 3. SIGNIFICANT ACCOUNTING POLICIES (CONT'D)

### 3. 主要會計政策(續)

#### Interests in associates and joint ventures

An associate is an entity over which the Group has significant influence. Significant influence is the power to participate in the financial and operating policy decisions of the investee but is not control or joint control over those policies.

#### 於聯營公司及合營公司之權益

聯營公司指本集團可對其發揮重大影響之公司。重大影響力指有權參與被投資公司財務及營運決策，但並非控制或共同控制該等政策之權力。

A joint venture is a joint arrangement whereby the parties that have joint control of the arrangement have rights to the net assets of the joint arrangement. Joint control is the contractually agreed sharing of control of an arrangement, which exists only when decisions about the relevant activities require unanimous consent of the parties sharing control.

合營公司指一項聯合安排，對安排擁有共同控制權之訂約方據此對聯合安排之資產淨值擁有權利。共同控制是指按照合約約定對某項安排所共有的控制，共同控制僅在當相關活動要求共同享有控制權之各方作出一致同意之決定時存在。

The results and assets and liabilities of associates and joint ventures are incorporated in these consolidated financial statements using the equity method of accounting. Under the equity method, an investment in an associate or a joint venture is initially recognised in the consolidated statement of financial position at cost and adjusted thereafter to recognise the Group's share of the profit or loss and other comprehensive income of the associate or joint venture. Where necessary, adjustments are made to bring the accounting policies of associates and joint ventures in conformity with the Group. When the Group's share of losses of an associate or joint venture exceeds the Group's interest in that associate or joint venture (which includes any long-term interests that, in substance, form part of the Group's net investment in the associate or joint venture), the Group discontinues recognising its share of further losses. Additional losses are recognised only to the extent that the Group has incurred legal or constructive obligations or made payments on behalf of the associate or joint venture.

聯營公司及合營公司之業績、資產及負債乃以會計權益法合併入綜合財務報表。根據權益法，於聯營公司或合營公司之投資初步按成本於綜合財務狀況表確認，其後就確認本集團應佔該聯營公司或合營公司之損益及其他全面收益作出調整。如有需要，可調整聯營公司及合營公司之會計政策，使之與本集團一致。倘本集團應佔聯營公司或合營公司虧損超出本集團於該聯營公司或合營公司之權益(包括實際構成本集團於該聯營公司或合營公司之淨投資之任何長期權益)，則本集團即終止確認其應佔虧損，惟倘本集團產生法律或推定責任或須代表聯營公司或合營公司付款，則確認額外虧損。

An investment in an associate or a joint venture is accounted for using the equity method from the date on which the investee becomes an associate or a joint venture. On acquisition of the investment in an associate or a joint venture, any excess of the cost of the investment over the Group's share of the net fair value of the identifiable assets and liabilities of the investee is recognised as goodwill which is included within the carrying amount of the investment. Any excess of the Group's share of the net fair value of the identifiable assets and liabilities over the cost of the investment, after reassessment, is recognised immediately in profit or loss in the period in which the investment is acquired.

於被投資方成為聯營公司或合營公司當日，對聯營公司或合營公司之投資採用權益法入賬。於收購聯營公司或合營公司之投資時，投資成本超過本集團應佔投資對象之已確認可識別資產及負債中所佔公平淨值之任何差額均確認為商譽。有關商譽乃計入投資之賬面值。倘本集團所佔可識別資產及負債於重新評估後之公平價值淨額高於投資成本，則會於收購投資之期間即時在損益確認。

for the year ended 31st December, 2015

### 3. SIGNIFICANT ACCOUNTING POLICIES (CONT'D)

#### Interests in associates and joint ventures (Cont'd)

The requirements of HKAS 39 are applied to determine whether it is necessary to recognise any impairment loss with respect to the Group's investment in an associate or a joint venture. When necessary, the entire carrying amount of the investment (including goodwill) is tested for impairment in accordance with HKAS 36 Impairment of Assets as a single asset by comparing its recoverable amount (higher of value in use and fair value less costs to sell) with its carrying amount. Any impairment loss recognised forms part of the carrying amount of the investment. Any reversal of that impairment loss is recognised in accordance with HKAS 36 to the extent that the recoverable amount of the investment subsequently increases.

The Group discontinues the use of the equity method from the date when the investment ceases to be an associate or a joint venture, or when the investment is classified as held for sale. The difference between the carrying amount of the associate or joint venture at the date the equity method was discontinued, and the fair value of any retained interest and any proceeds from disposing is included in the determination of the gain or loss on disposal of the associate or joint venture. In addition, the Group accounts for all amounts previously recognised in other comprehensive income in relation to that associate or joint venture on the same basis as would be required if that associate or joint venture had directly disposed of the related assets or liabilities.

Where the Group's interest in associate increases, whether directly or indirectly, the impact of the change should be accounted for as an incremental purchase of the associate and recognised at cost.

When the Group transacts with an associate or a joint venture of the Group, unrealised profits and losses are eliminated to the extent of the Group's interest in the relevant associate or joint venture.

截至二零一五年十二月三十一日止年度

### 3. 主要會計政策(續)

#### 於聯營公司及合營公司之權益(續)

香港會計準則第39號之規定用於釐定是否須就本集團於聯營公司或合營公司之投資確認任何減值虧損。如有需要，投資之整項賬面值(包括商譽)會根據香港會計準則第36號「資產減值」作為一項獨立資產，透過比較其可收回金額(使用價值及公平價值減銷售成本之較高者)及其賬面值作減值測試。任何已確認之減值虧損組成投資賬面值一部分。根據香港會計準則第36號，任何減值虧損之撥回於投資可收回金額其後增加時確認。

於投資不再為聯營公司或合營公司，或投資被分類為持作出售當日起，本集團停止使用權益法。聯營公司或合營公司於終止使用權益法當日之賬面值與任何保留權益之公平價值及出售任何所得款項之間的差額，乃計入釐定出售聯營公司或合營公司之損益。此外，倘該聯營公司或合營公司直接出售相關資產或負債，則本集團可能需要按相同基準計入有關該聯營公司或合營公司的以往於其他全面收益確認的所有金額。

倘本集團於聯營公司之權益增加(不論為直接或間接)，有關變數之影響應入賬為聯營公司增額收購，並按成本確認。

當本集團與本集團之聯營公司或合營公司交易，將按本集團於相關聯營公司或合營公司之權益對銷未變現損益。



for the year ended 31st December, 2015

截至二零一五年十二月三十一日止年度

### 3. SIGNIFICANT ACCOUNTING POLICIES (CONT'D)

### 3. 主要會計政策(續)

#### Goodwill

*Goodwill arising on acquisitions prior to 1st January, 2005*

Goodwill arising on an acquisition of a subsidiary, an associate or a joint venture for which the agreement date is before 1st January, 2005 represents the excess of the cost of acquisition over the Group's interest in the fair value of the identifiable assets and liabilities of the relevant subsidiary, associate or joint venture at the date of acquisition.

For previously capitalised goodwill arising on acquisitions after 1st January, 2001, the Group has discontinued amortisation from 1st January, 2005 onwards, and such goodwill is tested for impairment annually, and whenever there is an indication that the cash generating unit to which the goodwill relates may be impaired.

*Goodwill arising on acquisitions on or after 1st January, 2005*

Goodwill arising on an acquisition of a subsidiary for which the agreement date is on or after 1st January, 2005 represents the excess of the cost of acquisition over the Group's interest in the fair value of the identifiable assets, liabilities and contingent liabilities of the relevant subsidiary at the date of acquisition. Such goodwill is carried at cost less accumulated impairment losses, if any.

On subsequent disposal of the relevant subsidiary, the attributable amount of goodwill capitalised is included in the determination of the amount of profit or loss on disposal.

#### 商譽

*於二零零五年一月一日之前因收購產生之商譽*

收購一間附屬公司、聯營公司或合營公司(協議日期為於二零零五年一月一日之前)產生之商譽,指收購成本超逾本集團於收購當日應佔相關附屬公司、聯營公司或合營公司之可識別資產及負債公平價值之權益之差額。

對於二零零一年一月一日後之收購原先已資本化之商譽,本集團自二零零五年一月一日起不再繼續攤銷,而有關商譽每年及有跡象顯示商譽有關之現金產生單位有可能出現減值時進行減值測試。

*於二零零五年一月一日或之後因收購產生之商譽*

收購一間附屬公司(協議日期為於二零零五年一月一日或之後)產生之商譽,指收購成本超逾本集團於收購當日應佔相關附屬公司之可識別資產、負債及或然負債之公平價值之權益之差額。該等商譽乃按成本減累計減值虧損列賬(如有)。

其後出售有關附屬公司,資本化商譽之應佔金額乃計入釐定出售之損益金額。

for the year ended 31st December, 2015

### 3. SIGNIFICANT ACCOUNTING POLICIES (CONT'D)

#### Revenue recognition

Revenue is measured at the fair value of the consideration received or receivable and represents amounts receivable for goods sold and services provided in the normal course of business, net of discounts and sales related taxes.

Income from properties developed for sale is recognised when the significant risks and rewards of ownership of the properties are transferred to buyers, which is when the construction of relevant properties has been completed and the properties have been delivered to the purchasers and collectibility of related receivables is reasonably assured. Profit or loss arising from the outright sale of an entire development property prior to completion is recognised when a binding sales contract becomes unconditional and the risks and rewards of the ownership have been transferred to the buyer. Deposits received from pre-sales of properties are carried in the consolidated statement of financial position under current liabilities.

Rental income from properties under operating leases, including rentals invoiced in advance, is recognised on a straight-line basis over the terms of the relevant leases.

Income from the provision of services is recognised upon the provision of the relevant services or on a time apportionment basis over the terms of the service contracts.

Income from the sale of goods is recognised when the significant risks and rewards of ownership have been transferred to the buyer, provided that the Group maintains neither managerial involvement to the degree usually associated with ownership, nor effective control over the goods sold.

Revenue from hotel operations is recognised when services are provided.

截至二零一五年十二月三十一日止年度

### 3. 主要會計政策(續)

#### 收入確認

收入按日常業務中已收及應收代價之公平價值計算，指已售貨品及已提供服務之應收款項，扣除折扣及相關銷售稅項。

出售發展物業的收入於物業擁有權的重大風險及回報均轉讓予買方時確認，指當相關物業的建築工程已完成而物業已交付予買方，並可合理確定收取有關應收款項的可能性時。在建築竣工前將整個發展物業出售所得的溢利或虧損於一份具約束力的銷售合同成為無條件及擁有權的風險及回報已轉讓予買方時確認。已收取的預售樓宇訂金則列入綜合財務狀況表的流動負債內。

經營租約之物業租金收入(包括提前開出發票之租金)乃以直線法於相關租賃期內確認。

提供服務之收入於提供相關服務時或於服務合約期內按已服務時間之比例確認。

銷售貨品之收入於擁有權之重大風險及回報均轉讓予買家時，且本集團已不能就其擁有權作出相關行政參與及對售出貨品亦無有效控制權時確認。

酒店業務收入於提供服務時確認。

for the year ended 31st December, 2015

截至二零一五年十二月三十一日止年度

### 3. SIGNIFICANT ACCOUNTING POLICIES (CONT'D)

### 3. 主要會計政策(續)

#### Revenue recognition (Cont'd)

Interest income from financial assets is recognised on a time apportionment basis, taking into account the principal amounts outstanding and the effective interest rate applicable, which is the rate that discounts the estimated future cash flows through the expected life of the financial asset to that asset's net carrying amount on initial recognition.

Dividend income from investments is recognised when the owners' right to receive payment has been established.

Brokerage commission income is recognised as income on a trade date basis.

Underwriting commission, sub-underwriting income, placing commission and sub-placing commission are recognised as income in accordance with the terms and conditions of the relevant agreement or deal mandate when relevant significant act has been completed.

Fees for management and advisory services for funds are recognised when the related services are rendered.

Realised profits or losses from financial assets at fair value through profit or loss are recognised on a trade date basis whilst the unrealised profits or losses are recognised from valuation at the end of the reporting period.

Income from rendering financial guarantee services is recognised over the contractual period on a straight-line basis.

#### Leasing

Leases are classified as finance leases whenever the terms of the lease transfer substantially all the risks and rewards of ownership to the lessee. All other leases are classified as operating leases.

##### *The Group as lessor*

Rental income from operating leases is recognised in the profit or loss on a straight-line basis over the term of the relevant lease.

##### *The Group as lessee*

Operating lease payments are recognised as an expense on a straight-line basis over the term of the relevant lease. Benefits received and receivable as an incentive to enter into an operating lease are recognised as a reduction of rental expense over the lease term on a straight-line basis.

#### 收入確認(續)

金融資產之利息收入乃按時間攤分法，並參照尚未償還本金額及所適用之實際利率確認，而實際利率為於金融資產之預期可用年期將估計日後現金流量折現至該資產初始確認時之賬面淨值之實際比率。

來自投資之股息收入於股東收取付款之權利建立時確認。

經紀佣金收入乃按交易日期基準確認為收入。

包銷佣金、分包銷收益、配售佣金及分配售佣金於有關重大活動完成時，根據相關協議或交易授權之條款及條件確認為收入。

基金之管理及顧問服務費於提供有關服務時確認。

來自透過損益賬按公平價值處理之金融資產已變現溢利或虧損，以交易日期基準確認，而未變現溢利或虧損則於報告期末按估值確認。

提供財務保證服務之收入按直線法於合約期內確認。

#### 租約

倘租賃之條款將擁有權之絕大部分風險及回報轉予承租人時，租約歸類為融資租約。所有其他租約歸類為經營租約。

##### *本集團作為出租人*

經營租約之租金收入以直線法於相關租期內於損益賬內確認。

##### *本集團作為承租人*

經營租約付款乃在相關租期內以直線法確認為費用。因訂立一項經營租約作為獎勵之已收及應收福利乃以直線法於租期確認為租金開支減少。

for the year ended 31st December, 2015

### 3. SIGNIFICANT ACCOUNTING POLICIES (CONT'D)

#### Leasehold land and buildings

When a lease includes both land and building elements, the Group assesses the classification of each element as a finance or an operating lease separately based on the assessment as to whether substantially all the risks and rewards incidental to ownership of each element have been transferred to the Group. Specifically, the minimum lease payments (including any lump-sum upfront payments) are allocated between the land and the building elements in proportion to the relative fair values of the leasehold interests in the land element and building element of the lease at the inception of the lease.

To the extent the allocation of the lease payments can be made reliably, interest in leasehold land that is accounted for as an operating lease is presented as "prepaid land lease payments" in the consolidated statement of financial position and is amortised over the lease term on a straight-line basis. When the lease payments cannot be allocated reliably between the land and building elements, the entire lease is generally classified as a finance lease and accounted for as property, plant and equipment.

#### Foreign currencies

The individual financial statements of each group entity are presented in the currency of the primary economic environment in which the entity operates (its functional currency). For the purpose of the consolidated financial statements, the results and financial position of each entity are expressed in Hong Kong dollars, which is the functional currency of the Company, and the presentation currency for the consolidated financial statements.

In preparing the financial statements of each individual group entity, transactions in currencies other than the functional currency of that entity (foreign currencies) are recognised at the rates of exchanges prevailing on the dates of the transactions. At the end of the reporting period, monetary items denominated in foreign currencies are retranslated at the rates prevailing at that date. Non-monetary items carried at fair value that are denominated in foreign currencies are retranslated at the rates prevailing on the date when the fair value was determined. Non-monetary items that are measured in terms of historical cost in a foreign currency are not retranslated.

Exchange differences arising on monetary items are recognised in profit or loss in the period in which they arise. Exchange differences arising on the retranslation of non-monetary items carried at fair value are included in profit or loss for the period except for differences arising on the retranslation of non-monetary items in respect of which gains and losses are recognised directly in equity, in which cases, the exchange differences are also recognised directly in equity.

截至二零一五年十二月三十一日止年度

### 3. 主要會計政策(續)

#### 租賃土地及樓宇

倘租賃包括土地及樓宇元素時，本集團則會根據各項元素的擁有權所附帶之絕大部分風險及回報是否已轉讓予本集團，分別評估各元素應分類為融資或經營租約。特別是於租約開始時，最低租約付款(包括任何一次性預付款項)按租約內土地元素及樓宇元素之租賃權益之相對公平價值，按比例分配到土地及樓宇元素。

倘能可靠地劃分租約付款時，列賬為經營租約的租賃土地權益於綜合財務狀況表呈列為「預繳地價」，並按直線法於租賃期內攤銷。倘租約付款未能於土地及樓宇元素作可靠分配，則於該情況下整份租約一般分類為融資租約及列賬為物業、廠房及設備。

#### 外幣

各個集團公司之個別財務報表乃以有關公司營運所在主要經濟環境之貨幣(其功能貨幣)呈列。就綜合財務報表而言，各公司之業績及財務狀況以本公司之功能貨幣港元呈列，而港元亦為綜合財務報表之呈列貨幣。

在編製各個別集團公司之財務報表時，以公司功能貨幣以外之貨幣(外幣)進行的交易按交易當日之匯率確認。於報告期末，以外幣計值之貨幣項目按該日適用之匯率重新換算。以外幣計值按公平價值列賬之非貨幣項目按釐定公平價值之日期之匯率重新換算。以外幣之歷史成本計值之非貨幣項目不會重新換算。

貨幣項目產生之匯兌差額於產生期間之損益賬確認。重新換算以公平價值列賬之非貨幣性項目產生之匯兌差額計入該期間之損益賬內，惟重新換算非貨幣性項目產生之差額，其盈虧直接於權益確認，在此情況下，匯兌差額亦直接於權益中確認。

for the year ended 31st December, 2015

截至二零一五年十二月三十一日止年度

### 3. SIGNIFICANT ACCOUNTING POLICIES (CONT'D)

### 3. 主要會計政策(續)

#### Foreign currencies (Cont'd)

For the purpose of presenting consolidated financial statements, the assets and liabilities of the Group's foreign operations are translated into the presentation currency of the Group (i.e. Hong Kong dollars) using exchange rates prevailing at the end of the reporting period. Income and expense items are translated at the average exchange rates for the year, unless exchange rates fluctuate significantly during the period, in which case, the exchange rates prevailing at the dates of transactions are used. Exchange differences arising, if any, are recognised in other comprehensive income and accumulated in equity (the translation reserve). Such translation differences are recognised as income or expenses in the period in which the operation is disposed of.

Goodwill and fair value adjustments on identifiable asset acquired arising on an acquisition of a foreign operation are treated as assets and liabilities of that foreign operation and retranslated at the rate of exchange prevailing at the end of the reporting period. Exchange differences arising are recognised in the other comprehensive income.

#### Borrowing costs

Borrowing costs directly attributable to the acquisition, construction or production of qualifying assets, which are assets that necessarily take a substantial period of time to get ready for their intended use or sale, are added to the cost of those assets until such time as the assets are substantially ready for their intended use or sale.

Investment income earned on the temporary investment of specific borrowings pending their expenditure on qualifying assets is deducted from the borrowing costs eligible for capitalisation.

All other borrowing costs are recognised on a time apportionment basis, taking into account the principal and the effective interest rates. They are charged to profit or loss in the year in which they are incurred.

#### Employee benefits

Employee entitlements to annual leave are recognised when they accrue to employees. A provision is made for the estimated liability for annual leave as a result of services rendered by employees up to the end of the reporting period.

The contributions payable to the Group's retirement benefit schemes and the mandatory provident fund scheme are charged to the consolidated statement of profit or loss as an expense when employees have rendered service entitling them to the contribution.

#### 租賃土地及樓宇(續)

就呈列綜合財務報表而言，本集團海外經營業務之資產及負債乃按報告期末之適用匯率換算至本集團之呈列貨幣(即港元)，而收入及支出項目乃按該年之平均匯率進行換算，除非匯率於該期間出現大幅波動則作別論，於此情況下，則採用於交易當日之匯率換算。所產生之匯兌差額(如有)乃於其他全面收益確認，並於權益累計(匯兌儲備)。有關匯兌差額於出售業務期間確認為收入或開支。

因收購海外業務產生之商譽及所收購可識別資產之公平價值調整，乃視作海外業務之資產及負債處理及按報告期末之現行匯率重新換算。所產生之匯兌差額於其他全面收益內確認。

#### 借貸成本

與收購、建造或生產合資格資產(即需用較長期間才可作擬定用途或銷售的資產)直接有關之借貸成本加入至該等資產之成本，直至該等資產絕大部分已達致可作擬定用途或銷售為止。

擬投資於未完成資產之特定借貸在用於特定投資前所作暫時投資賺取之投資收入，從合資格資本化之借貸成本中扣除。

所有其他借貸成本乃經計及本金與實際利率後，以時間攤分法確認，並於產生之年度在損益賬扣除。

#### 僱員福利

僱員應享年假之權益於僱員應享有時確認。就因僱員提供服務而計至報告期末之年假之估計負債作出撥備。

應付予本集團之退休福利計劃及強制性公積金計劃供款於僱員提供使其有權獲得供款之服務時作為開支在綜合損益表內扣除。

for the year ended 31st December, 2015

### 3. SIGNIFICANT ACCOUNTING POLICIES (CONT'D)

#### Employee benefits (Cont'd)

The Group recognises a liability and an expense for bonuses and profit-sharing, where appropriate, based on approved formulas that take into consideration the profit attributable to the Group after certain adjustments. The Group recognises a provision where contractually obliged or where there is a past practice that has created a constructive obligation.

For shares of SHK ("Awarded Shares") granted under the employee ownership scheme of SHK, the fair value of the employee services received is determined by reference to the fair value of Awarded Shares granted at the grant date and is expensed on a straight-line basis over the vesting period, with a corresponding increase in equity (employee share-based compensation reserve). At the end of each reporting period, the Group revises its estimates of the number of Awarded Shares that are expected to ultimately vest. The impact of the revision of the estimates, if any, is recognised in profit or loss, with a corresponding adjustment to the employee share-based compensation reserve.

#### Taxation

Taxation represents the sum of the tax currently payable and deferred tax.

The tax currently payable is based on taxable profit for the year. Taxable profit differs from "profit before taxation" as reported in the consolidated statement of profit or loss because it excludes items of income or expense that are taxable or deductible in other years and it further excludes items that are never taxable or deductible. The Group's liability for current tax is calculated using tax rates that have been enacted or substantively enacted by the end of the reporting period.

Deferred tax is recognised on temporary differences between the carrying amounts of assets and liabilities in the consolidated financial statements and the corresponding tax base used in the computation of taxable profit. Deferred tax liabilities are generally recognised for all taxable temporary differences. Deferred tax assets are generally recognised for all deductible temporary differences to the extent that it is probable that taxable profits will be available against which those deductible temporary differences can be utilised. Such assets and liabilities are not recognised if the temporary difference arises from goodwill or from the initial recognition (other than in a business combination) of other assets and liabilities in a transaction that affects neither the taxable profit nor the accounting profit.

截至二零一五年十二月三十一日止年度

### 3. 主要會計政策(續)

#### 僱員福利(續)

本集團按照認可計算方法就花紅及分攤溢利確認負債及開支(如適用)，該計算方法已考慮本集團應佔溢利並作出若干調整。於出現合約責任或過往慣例引致推定責任時，本集團即確認撥備。

根據新鴻基僱員股份擁有計劃授出的新鴻基股份(「獎授股份」)，所獲取僱員服務的公平價值參考於授出日期所授出獎授股份的公平價值釐定，並採用直線法於歸屬期內支銷，及於權益(以股份支付之僱員酬金儲備)增加相應數額。於每個報告期末，本集團調整對預期最終歸屬獎授股份數目的估計，調整估計所產生的影響(如有)在損益確認，及對以股份支付之僱員酬金儲備作出相應調整。

#### 稅項

稅項指現時應付稅項及遞延稅項之總和。

現時應付稅項乃按本年度應課稅溢利計算。應課稅溢利與綜合損益表中所報「除稅前溢利」不同，因為其不包括在其他年度應課稅之收入或可扣稅之開支，亦不包括非課稅或扣稅之項目。本集團之即期稅項負債乃按報告期末已頒佈或實際頒佈之稅率計算。

遞延稅項乃以綜合財務報表資產及負債賬面值與計算應課稅溢利所用相應稅基間之臨時差額確認。遞延稅項負債一般會就所有應課稅臨時差額確認。遞延稅項資產則一般於有可能以可扣稅臨時差額抵銷之應課稅溢利之情況下，就該可抵銷部分之所有可扣稅臨時差額予以確認。若於一項交易中，因商譽或初始確認(不包括業務合併)其他資產及負債而引致既不影響應課稅溢利亦不影響會計溢利之臨時差額，則不會確認該等資產及負債。

for the year ended 31st December, 2015

截至二零一五年十二月三十一日止年度

### 3. SIGNIFICANT ACCOUNTING POLICIES (CONT'D)

### 3. 主要會計政策(續)

#### Taxation (Cont'd)

Deferred tax liabilities are recognised for taxable temporary differences associated with investments in subsidiaries and interests in associates and joint ventures, except where the Group is able to control the reversal of the temporary difference and it is probable that the temporary difference will not reverse in the foreseeable future. Deferred tax assets arising from deductible temporary differences associated with such investments and interests are only recognised to the extent that it is probable that there will be sufficient taxable profits against which to utilise the benefits of the temporary differences and they are expected to reverse in the foreseeable future.

The carrying amount of deferred tax assets is reviewed at the end of the reporting period and reduced to the extent that it is no longer probable that sufficient taxable profits will be available to allow all or part of the asset to be recovered.

Deferred tax assets and liabilities are measured at the tax rates that are expected to apply in the period in which the liability is settled or the asset is realised, based on tax rate (and tax law) that have been enacted or substantively enacted by the end of the reporting period.

The measurement of deferred tax liabilities and assets reflects the tax consequences that would follow from the manner in which the Group expects, at the end of the reporting period, to recover or settle the carrying amounts of its assets and liabilities.

For the purposes of measuring deferred tax liabilities or deferred tax assets for investment properties that are measured using the fair value model, the carrying amounts of such properties are presumed to be recovered entirely through sale, unless the presumption is rebutted. The presumption is rebutted when the investment property is depreciable and is held within a business model whose objective is to consume substantially all of the economic benefits embodied in the investment property over time, rather than through sale.

Current and deferred tax are recognised in profit or loss, except when it relates to items that are recognised in other comprehensive income or directly in equity, in which case the current and deferred tax are also recognised in other comprehensive income or directly in equity respectively.

#### 稅項(續)

遞延稅項負債乃按於附屬公司之投資及聯營公司及合營公司之權益產生之應課稅臨時差額而確認，惟若本集團有能力控制臨時差額之撥回及臨時差額不會於可預見之未來撥回之情況除外。與有關投資及權益相關之可扣稅臨時差額產生之遞延稅項資產，僅在可能有足夠應課稅溢利以動用臨時差額利益及預期於可見將來撥回時確認。

遞延稅項資產之賬面值於報告期末作檢討，並在不再有可能會有足夠應課稅溢利收回全部或部分資產價值時作調減。

遞延稅項資產及負債乃按預期於償還負債或變現資產之期間按報告期末已頒佈或實際頒佈之稅率(及稅法)計算。

遞延稅項負債及資產之計算結果反映本集團於報告期末預期就收回或償付資產及負債賬面值可能引致之稅務後果。

為使用公平價值模式計量之投資物業計算遞延稅項負債或遞延稅項資產時，該等物業之賬面值乃推斷為完全透過銷售收回，除非有關推斷被駁回。倘投資物業為可折舊且其商業模式之目標為隨時間消耗大部分含於該等投資物業經濟利益，而非透過銷售獲利，有關推斷會被駁回。

即期及遞延稅項於損益賬中確認，惟與其他全面收益或直接於權益確認之項目相關者除外，於該情況下，即期及遞延稅項亦分別於其他全面收益或直接於權益中確認。

for the year ended 31st December, 2015

### 3. SIGNIFICANT ACCOUNTING POLICIES (CONT'D)

#### Investment properties

Investment properties are properties held to earn rentals and/or for capital appreciation, is stated at its fair value at the end of the reporting period. Gains or losses arising from changes in the fair value of investment properties are included in profit or loss in the period in which they arise.

An investment property is derecognised upon disposal or when the investment property is permanently withdrawn from use and no future economic benefits are expected from its disposals. Any gain or loss arising on derecognition of the property (calculated as the difference between the net disposal proceeds and the carrying amount of the asset) is included in the profit or loss in the period in which the property is derecognised.

Transfers to, or from, investment property are made in the following circumstances:

- commencement of owner-occupation, for a transfer from investment property to owner-occupied property;
- end of owner-occupation, for a transfer from owner-occupied property to investment property; and
- commencement of an operating lease to another party, for a transfer from inventories to investment properties.

For a transfer from investment property carried at fair value to owner-occupied property or inventories, the property's deemed cost for subsequent accounting shall be its fair value at the date of changes in use.

For a transfer from owner-occupied property to investment property, the entity shall treat any difference at that date between the carrying amount of the property and its fair value in the same way as a revaluation surplus. The excess of the fair value of the property at the date of transfer over the carrying amount of the property is credited to other comprehensive income and accumulated in revaluation reserve, except to the extent that it reverses a revaluation decrease of the same asset previously recognised as an expense, in which case the increase is credited to the consolidated statement of profit or loss to the extent of the decrease previously charged to consolidated statement of profit or loss. The excess of the carrying amount of the property at the date of transfer over the fair value of the property is recognised in consolidated statement of profit or loss to the extent it exceeds the balance, if any, on the revaluation reserve relating to a previously revaluation of the same asset. On subsequent disposal of the investment property, the revaluation surplus included in equity may be transferred to accumulated profits. The transfer from revaluation surplus to accumulated profits is not made through profit or loss.

截至二零一五年十二月三十一日止年度

### 3. 主要會計政策(續)

#### 投資物業

投資物業為持作用以賺取租金及／或資本增值之物業，按其於報告期末之公平價值列賬。因投資物業公平價值變動產生之盈虧計入產生期間之損益。

投資物業於出售時或當投資物業被永久撤銷使用時及出售該資產預期不會產生任何日後經濟利益時終止確認。物業終止確認時產生之任何收益或虧損按該資產之出售所得款項淨額與資產賬面值間之差額計算，並於該物業終止確認之期間計入損益。

投資物業在下列情況下轉入或轉出：

- 對於投資物業轉入業主佔用物業，為業主佔用開始時；
- 對於業主佔用物業轉入投資物業，為業主佔用結束時；及
- 對於存貨轉入投資物業，為與另外一方之經營租約開始時。

對於按公平價值計值之投資物業轉入業主佔用物業或存貨，對物業進行其後會計處理之視作成本乃使用之變動日期之公平價值。

對於業主佔用物業轉入投資物業，有關項目應以與計算重估盈餘相同的方法計算該物業於轉撥當日之賬面值與其公平價值之差額。該物業於轉撥當日之公平價值超出其賬面值之差額會計入其他全面收益，並於重估儲備累計，惟倘先前確認為開支的同一資產將重估減值逆轉為增值，則有關增幅會計入綜合損益表，惟以先前於綜合損益表扣除的減幅為限。該物業於轉撥當日之賬面值超出其公平價值之金額會計入綜合損益表中確認，惟確認金額需扣除有關先前就同一資產重估的重估儲備結餘(如有)。隨後於出售投資物業時，列入權益之重估盈餘可以轉入累計溢利。重估盈餘並不透過損益賬轉入累計溢利。



for the year ended 31st December, 2015

截至二零一五年十二月三十一日止年度

### 3. SIGNIFICANT ACCOUNTING POLICIES (CONT'D)

### 3. 主要會計政策(續)

#### Investment properties (Cont'd)

For a transfer from inventories to investment property that will be carried at fair value, any difference between the fair value of the property at that date and its previous carrying amount shall be recognised in profit or loss.

#### 投資物業(續)

對於存貨轉入按公平價值列賬之投資物業，該日期物業公平價值與其之前賬面值的任何差額將於損益賬中確認。

#### Property, plant and equipment

Property, plant and equipment including land and buildings held for use in the production or supply of goods or services, or for administrative purposes are stated at cost less subsequent accumulated depreciation and accumulated impairment losses.

#### 物業、廠房及設備

物業、廠房及設備(包括持作用於生產或供應貨品及服務或作行政用途的土地及樓宇)乃按成本減之後累計折舊及累計減值虧損列賬。

Depreciation is recognised so as to write off the cost of assets less their estimated residual value over their estimated useful lives, using the straight-line method, at the following rates per annum:

折舊按估計可使用年期以直線法按下列年率確認，以撇銷其資產成本減其估計剩餘價值：

Hotel property	shorter of the estimated useful life and the remaining lease term of land
Leasehold land and buildings	shorter of the estimated useful life and the remaining lease term of land
Leasehold improvements	20%
Furniture, fixtures and equipment	10% to 50%
Motor vehicles and vessels	16 $\frac{2}{3}$ % to 20%

酒店物業	於估計可使用年期或土地租約之剩餘期限中之較短者
租賃土地及樓宇	於估計可使用年期或土地租約之剩餘期限中之較短者
租賃樓宇裝修	20%
傢具、裝置及設備	10%至50%
汽車及汽船	16 $\frac{2}{3}$ %至20%

An item of property, plant and equipment is derecognised upon disposal or when no future economic benefits are expected to arise from the continued use of the asset. Any gain or loss arising on the disposal of an item of property, plant and equipment is determined as the difference between the sales proceeds and the carrying amount of the asset and is recognised in profit or loss.

物業、廠房及設備項目於出售或預計持續使用該資產無經濟利益產生時終止確認。出售物業、廠房及設備項目所產生的盈虧按銷售所得款項及資產賬面值之差額計算，並於損益中確認。

When the nature of the lessee's property interest change from investment property to property, plant and equipment, the lessee shall continue to account for the lease as a finance lease.

當承租人之物業權益性質由投資物業轉變為物業、廠房及設備時，承租人將繼續將租約列為融資租約。

#### Prepaid land lease payments

The up-front prepayments made for the leasehold land and land use rights that are classified as operating leases are amortised in the consolidated statement of profit or loss on a straight-line basis over the period of the lease or when there is impairment, the impairment is expensed in profit or loss.

#### 預繳地價

分類為經營租約之租賃土地及土地使用權之前期預付款按直線法於租約期間在綜合損益表內攤銷，如有任何減值，則會在綜合損益表扣除。

for the year ended 31st December, 2015

### 3. SIGNIFICANT ACCOUNTING POLICIES (CONT'D)

#### Intangible assets

##### *Intangible assets acquired in a business combination*

Intangible assets acquired in a business combination are identified and recognised separately from goodwill where they satisfy the definition of an intangible asset and their fair values can be measured reliably. Such intangible assets are measured at their fair value at the acquisition date.

##### *Intangible assets acquired separately*

(i) Exchange participation rights and club memberships  
They comprise:

- the eligibility right to trade through the Stock Exchange, Hong Kong Futures Exchange Limited and other exchanges; and
- the eligibility right to use the facilities of various clubs.

The exchange participation rights are considered by the management of the Group as having an indefinite useful life because they are expected to contribute to net cash flows indefinitely. The management also considers that the club memberships do not have a finite useful life.

(ii) Computer software

Acquired computer software licenses are capitalised on the basis of the costs incurred to acquire and bring to use the specific software. These costs are amortised using the straight-line method.

Costs associated with developing or maintaining computer software are recognised as an expense as incurred. Costs that are directly associated with the production of identifiable and unique software controlled by the Group, and that will probably generate economic benefits exceeding costs beyond one year, are recognised as intangible assets. Direct costs include software development employee costs and an appropriate portion of relevant overheads.

Computer software development costs recognised as assets are amortised from the dates when the software becomes available for use using the straight-line method.

截至二零一五年十二月三十一日止年度

### 3. 主要會計政策(續)

#### 無形資產

##### *於業務合併中收購的無形資產*

於業務合併中收購的無形資產若符合無形資產定義及其公平價值能可靠計量之情況下乃與商譽分開識別及確認。該等無形資產按於收購日期的公平價值計量。

##### *獨立收購無形資產*

(i) 交易所參與權及會所會籍  
包括：

- 透過聯交所、香港期貨交易所有限公司及其他交易所交易之權利資格；及
- 使用不同會所設施之權利資格。

本集團管理層認為交易所參與權乃為無固定使用年期，因為預計該等權利將無限期帶來淨現金流。管理層亦認為，會所會籍並不具有固定使用年期。

(ii) 電腦軟件

購入之電腦軟件許可權按購入軟件及使其投入使用所涉及之成本進行資本化。該等成本以直線法攤銷。

開發或保養電腦軟件之成本於產生開支時確認。對於可認定為本集團所控制，且有可能帶來高於成本之經濟利益超過一年之獨特軟件，將直接與其製造有關之成本入賬列為無形資產。直接成本包括軟件開發僱員費用及適當之部分相關費用。

電腦軟件開發成本確認為資產，並由軟件可供使用之日起以直線法攤銷。

for the year ended 31st December, 2015

截至二零一五年十二月三十一日止年度

### 3. SIGNIFICANT ACCOUNTING POLICIES (CONT'D)

### 3. 主要會計政策(續)

#### Intangible assets (Cont'd)

##### *Intangible assets acquired separately (Cont'd)*

Subsequent to initial recognition, intangible assets with finite useful lives are carried at costs less accumulated amortisation and any accumulated impairment losses. Amortisation for intangible assets with finite useful lives is provided on a straight-line basis over their estimated useful lives. Useful lives are also examined on an annual basis and adjustments where applicable are made on a prospective basis. Alternatively, intangible assets with indefinite lives are carried at cost less any accumulated impairment losses and are tested for impairment annually by comparing their recoverable amount with their carrying amount.

Gains or losses arising from derecognition of an intangible asset are measured at the difference between the net disposal proceeds and the carrying amount of the asset and are recognised in profit or loss when the asset is derecognised.

#### Impairment of tangible and intangible assets excluding financial assets

For the purposes of impairment testing, goodwill arising from an acquisition is allocated to each of the relevant cash-generating units, or groups of cash-generating units, that are expected to benefit from the synergies of the combination. A cash-generating unit to which goodwill has been allocated is tested for impairment annually or more frequently when there is an indication that the unit may be impaired. For goodwill arising on an acquisition in a reporting period, the cash-generating unit to which goodwill has been allocated is tested for impairment before the end of that reporting period. If the recoverable amount of the cash-generating unit is less than its carrying amount, the impairment loss is allocated first to reduce the carrying amount of any goodwill allocated to the unit, and then to the other assets of the unit on a pro-rata basis based on the carrying amount of each asset in the unit. Any impairment loss for goodwill is recognised directly in profit or loss. An impairment loss recognised for goodwill is not reversed in subsequent periods.

#### 無形資產(續)

##### 獨立收購無形資產(續)

初始確認後，有固定使用年期的無形資產按成本減累計攤銷及任何累計減值虧損列賬。有固定使用年期的無形資產攤銷乃於預計可使用年期內按直線法撥備。使用年期會每年檢討，並於適合時按未來適用基準調整。另一方面，無固定使用年期的無形資產按成本減任何累計減值虧損列賬，並每年對可收回金額與賬面值進行比較以測試減值。

取消確認無形資產所產生之損益計量為出售所得款項淨額與資產之賬面值之差額，並於取消確認資產時於損益確認。

#### 有形及無形資產(不包括金融資產)減值

就減值測試而言，因收購而產生之商譽會分配至預期可從合併之協同效益中獲益之各相關現金產生單位或各組現金產生單位。獲分配商譽之現金產生單位會每年及於有跡象可能減值時更頻密作減值測試。就一個報告期間因收購而產生之商譽，獲分配商譽之現金產生單位會於該報告期末前作減值測試。倘現金產生單位之可收回金額低於單位賬面值，減值虧損會首先分配至該單位以減低該單位獲分配商譽之賬面值，然後再根據該單位內各項資產之賬面值按比例分配至該單位之其他資產。任何商譽之減值虧損會直接在損益內確認。商譽已確認之減值虧損不會在往後期間撥回。

for the year ended 31st December, 2015

### 3. SIGNIFICANT ACCOUNTING POLICIES (CONT'D)

#### Impairment of tangible and intangible assets excluding financial assets (Cont'd)

Intangible assets (other than goodwill) that have indefinite useful lives are not subject to amortisation, and are tested at least annually for impairment and reviewed for impairment whenever events or changes in circumstances indicate that the carrying amount may not be recoverable. Assets that are subject to depreciation and amortisation are reviewed for impairment whenever events or changes in circumstances indicate that the carrying amount may not be recoverable. An impairment loss is recognised for the amount by which the asset's carrying amount exceeds its recoverable amount. The recoverable amount is the higher of an asset's fair value less cost to sell and value in use. For the purpose of assessing impairment, assets are grouped at the lowest level for which there are separately identifiable cash flows (cash-generating units) if an impairment test cannot be performed for an individual asset. An impairment loss is recognised immediately as an expense. Where an impairment loss subsequently reverses, the carrying amount of the asset (or cash-generating unit) is increased to the revised estimate of its recoverable amount, but so that the increased carrying amount does not exceed the carrying amount that would have been determined had no impairment loss been recognised for the asset (or cash-generating unit) in prior years. A reversal of an impairment loss is recognised immediately in profit or loss.

#### Financial instruments

Financial assets and financial liabilities are recognised when a group entity becomes a party to the contractual provisions of the instrument. Financial assets and financial liabilities are initially measured at fair value. Transaction costs that are directly attributable to the acquisition or issue of financial assets and financial liabilities (other than financial assets or financial liabilities at fair value through profit or loss) are added to or deducted from the fair value of the financial assets or financial liabilities, as appropriate, on initial recognition. Transaction costs directly attributable to the acquisition of financial assets or financial liabilities at fair value through profit or loss are recognised immediately in profit or loss.

#### Financial assets

Financial assets are classified into the following specified categories: financial assets at fair value through profit or loss ("FVTPL"), held-to-maturity investments, available-for-sale ("AFS") financial assets and loans and receivables. The classification depends on the nature and purpose of the financial assets and is determined at the time of initial recognition. All regular way purchases or sales of financial assets are recognised and derecognised on a trade date basis. Regular way purchases or sales are purchases or sales of financial assets that require delivery of assets within the time frame established by regulation or convention in the marketplace.

截至二零一五年十二月三十一日止年度

### 3. 主要會計政策(續)

#### 有形及無形資產(不包括金融資產)減值(續)

無固定使用年期之無形資產(商譽除外)毋須攤銷,但須每年進行減值測試,且在事件或情況轉變顯示賬面值可能無法收回時,進行減值評估。須予以折舊及攤銷之資產在事件或情況轉變顯示賬面值可能無法收回時,進行減值評估。倘資產賬面值高於可收回金額,其高於之金額則確認為減值虧損。可收回金額為資產公平價值減出售成本與使用價值兩者間之較高者。就評估減值而言,倘若無法對個別資產進行減值測試,則於存在可分開識別現金流(現金產生單位)之最低水平上將資產集合。減值虧損即時確認為開支。如其後撥回減值虧損,資產(或現金產生單位)之賬面值將增加至可收回金額之經修訂估計,惟增加後之賬面值不得高於過往年度並無就資產(或現金產生單位)確認減值虧損時原應釐定之賬面值。減值虧損撥回即時於損益確認。

#### 金融工具

當集團公司成為文據之合約條文之訂約方時,則確認金融資產及金融負債。金融資產及金融負債初始按公平價值計算。因收購或發行金融資產或金融負債(透過損益賬按公平價值處理之金融資產或金融負債除外)而直接應佔之交易成本,於初始確認時按適用情況加入或扣自該項金融資產或金融負債之公平價值。因收購透過損益賬按公平價值處理之金融資產或金融負債而直接應佔之交易成本即時於損益賬確認。

#### 金融資產

金融資產歸類為以下各類別:透過損益賬按公平價值處理(「透過損益賬按公平價值處理」)之金融資產、持有至到期之投資、可供出售金融資產(「可供出售金融資產」)及貸款及應收款項。分類視乎金融資產之性質及用途而定,並於首次確認時釐定。所有透過正常方式買賣金融資產按交易日期基準確認及終止確認。按正常方式買賣為按照市場規則或慣例所制定之時限內須交付資產之金融資產買賣。

for the year ended 31st December, 2015

截至二零一五年十二月三十一日止年度

### 3. SIGNIFICANT ACCOUNTING POLICIES (CONT'D)

### 3. 主要會計政策(續)

#### Financial instruments (Cont'd)

##### Financial assets (Cont'd)

##### Effective interest method

The effective interest method is a method of calculating the amortised cost of a financial asset and of allocating interest income over the relevant period. The effective interest rate is the rate that exactly discounts estimated future cash receipts (including all fees paid or received that form an integral part of the effective interest rate, transaction costs and other premiums or discounts) through the expected life of the financial asset, or, where appropriate, a shorter period, to the net carrying amount on initial recognition. Interest income is recognised on an effective interest basis for debt instruments.

##### Financial assets at fair value through profit or loss

Financial assets are classified as at FVTPL when the financial assets is either held for trading or it is designated as at FVTPL.

A financial asset is classified as held for trading if:

- it has been acquired principally for the purpose of selling in the near term; or
- on initial recognition it is a part of a portfolio of identified financial instruments that the Group manages together and has a recent actual pattern of short-term profit-taking; or
- it is a derivative that is not designated and effective as a hedging instrument.

A financial asset other than a financial asset held for trading may be designated as at FVTPL upon initial recognition if:

- such designation eliminates or significantly reduces a measurement or recognition inconsistency that would otherwise arise; or
- the financial asset forms part of a group of financial assets or financial liabilities or both, which is managed and its performance is evaluated on a fair value basis, in accordance with the Group's documented risk management or investment strategy, and information about the grouping is provided internally on that basis; or

#### 金融工具(續)

##### 金融資產(續)

##### 實際利息法

實際利息法為計算金融資產的攤銷成本以及於有關期間分配利息收入的方法。實際利率為於金融資產的預計可使用年期或(如適用)較短期間內可準確折現估計未來現金收入(包括所支付或收取能構成整體實際利率的所有費用、交易成本及其他溢價或折讓)至初始確認賬面淨值的利率。債務工具按實際利率基準確認利息收入。

##### 透過損益賬按公平價值處理之金融資產

當金融資產為持作交易用途或指定為透過損益賬按公平價值處理，則分類為透過損益賬按公平價值處理之金融資產。

倘發生下列情況，則將金融資產歸類為持作交易：

- 所收購的該金融資產主要用於在不久期限出售；或
- 於初始確認時，該金融資產是作為本集團整合管理的已識別金融工具組合的一部分，且近期實現短線套利模式；或
- 該金融資產為衍生工具，但非指定為有效對沖工具。

倘發生下列情況，則持作交易用途之金融資產除外之金融資產可於初始確認時指定為透過損益賬按公平價值處理之金融資產：

- 該指定取消或大幅減少可能另外產生之計量或確認不一致；或
- 金融資產構成金融資產或金融負債或兩者之組別之一部分，並根據本集團之已定風險管理或投資策略按公平價值基準管理及評估其業績，該組別之資料按該基準內部提供；或

for the year ended 31st December, 2015

### 3. SIGNIFICANT ACCOUNTING POLICIES (CONT'D)

#### Financial instruments (Cont'd)

##### Financial assets (Cont'd)

##### Financial assets at fair value through profit or loss (Cont'd)

- it forms part of a contract containing one or more embedded derivatives, and HKAS 39 permits the entire combined contract (asset or liability) to be designated as at FVTPL.

Financial assets at FVTPL are stated at fair value, with any gains or losses arising on remeasurement recognised in profit or loss.

##### Available-for-sale financial assets

AFS financial assets are non-derivatives that are either designated as available-for-sale or not classified as financial assets at FVTPL, held-to-maturity investments or loans and receivables.

Equity and debt securities held by the Group that are classified as AFS financial assets and are traded in an active market are measured at fair value at the end of each reporting period. Changes in the carrying amount of AFS monetary financial assets relating to interest income calculated using the effective interest method and dividends on AFS equity investments are recognised in profit or loss. Other changes in the carrying amount of AFS financial assets are recognised in other comprehensive income and accumulated under the heading of investment revaluation reserve. When the investment is disposed of or is determined to be impaired, the cumulative gain or loss previously accumulated in the investment revaluation reserve is reclassified to profit or loss (see the accounting policy in respect of impairment of financial assets below).

AFS equity investments that do not have a quoted market price in an active market and whose fair value cannot be reliably measured and derivatives that are linked to and must be settled by delivery of such unquoted equity instruments are measured at cost less any identified impairment losses at the end of each reporting period (see accounting policy on impairment of financial assets below).

截至二零一五年十二月三十一日止年度

### 3. 主要會計政策(續)

#### 金融工具(續)

##### 金融資產(續)

##### 透過損益賬按公平價值處理之金融資產(續)

- 其構成包括一個或以上嵌入式衍生工具之合約之一部分，香港會計準則第39號允許全部合併合約(資產或負債)指定為透過損益賬按公平價值處理。

透過損益賬按公平價值處理之金融資產按公平價值列賬，而由重新計量產生之任何收益或虧損透過損益賬確認。

##### 可供出售金融資產

可供出售金融資產為指定為可供出售或非歸類為透過損益賬按公平價值處理之金融資產、持有至到期之投資或貸款及應收款項之非衍生工具。

於各報告期末，本集團持有分類為可供出售金融資產及於市場上交易活躍之股本及債務證券，乃按公平價值計量。有關可供出售貨幣金融資產因以實際利息法計算利息收入引致之賬面值變動及可供出售股本投資的股息均於損益確認。可供出售金融資產賬面值的其他變動於其他全面收益確認，並於投資重估儲備中累計。當投資被出售或釐定為減值，先前於投資重估儲備確認之累積盈虧重新分至損益賬(見下文金融資產減值之會計政策)。

對沒有活躍市場所報之市價及公平價值不能可靠計量之可供出售股權投資及與該等權益工具關連且必須透過交付該類無報價權益工具作結算之衍生工具，於報告期末，按成本減已確定減值虧損計量(見下文金融資產減值之會計政策)。

for the year ended 31st December, 2015

截至二零一五年十二月三十一日止年度

### 3. SIGNIFICANT ACCOUNTING POLICIES (CONT'D)

### 3. 主要會計政策(續)

#### Financial instruments (Cont'd)

##### Financial assets (Cont'd)

##### Loans and receivables

Loans and receivables are non-derivative financial assets with fixed or determinable payments that are not quoted in an active market. Subsequent to initial recognition, loans and receivables (including trade and other receivables, amounts due from associates, amounts due from joint ventures, bank deposits, cash and cash equivalents and loans and advances to consumer finance customers) are measured at amortised cost using the effective interest method, less any impairment (see accounting policy on impairment loss on financial assets below).

##### Impairment of financial assets

The Group assesses at the end of each reporting period whether there is objective evidence that a financial asset or a group of financial assets is impaired. In the case of equity securities classified as AFS, a significant or prolonged decline in the fair value of the securities below their cost is considered in determining whether the securities are impaired. If any such evidence exists for AFS financial assets, the cumulative loss (measured as the difference between the acquisition cost and the current fair value, less any impairment loss on that financial asset previously recognised in profit or loss) is removed from equity and recognised in profit or loss. Impairment losses recognised in profit or loss on equity investments are not reversed through profit or loss.

Each receivable that is individually significant is reviewed for indication of impairment at the end of each reporting period. Loans and receivables that are individually not significant and are assessed not to be impaired individually are reviewed at the end of each reporting period on a collective portfolio basis.

Individual impairment allowance applies to securities margin financing and term loans which are individually significant or have objective evidence of impairment. In assessing the individual impairment, management estimates the present value of future cash flows which are expected to be received, taking into account the borrower's financial situation and the net realisable value of the underlying collateral or guarantees in favour of the Group. Each impaired asset is assessed on its merits and the impairment allowance is measured as the difference between the loan's carrying amount and the present value of the estimated future cash flows discounted at the loan's original effective interest rate.

#### 金融工具(續)

##### 金融資產(續)

##### 貸款及應收款項

貸款及應收款項為並非於活躍市場報價而具有固定或可釐定付款之非衍生金融資產。於初始確認後，貸款及應收款項(包括貿易及其他應收款項、聯營公司欠款、合營公司欠款、銀行存款、現金及現金等價物以及私人財務客戶貸款及墊款)乃利用實際利息法按攤銷成本扣除任何減值虧損計量(見下文金融資產減值虧損之會計政策)。

##### 金融資產減值

本集團於報告期末評估是否有任何客觀證據證明一項或一組金融資產有減值。對於歸類於可供出售的股本證券，公平價值之重大或長期下降至低於成本被視為證券減值之客觀證據。倘可供出售投資出現減值證據，則累計虧損(按收購成本與當期公平價值間之差額減去之前於損益確認之金融資產的任何減值虧損計算)將自權益剔除，並於損益確認。於損益確認之股本投資的減值虧損不會在綜合收益賬撥回。

於各報告期末評估各個別計算時屬重大的應收款項有否減值。個別計算時不屬重大且被評估為不會作個別減值的貸款及應收款項會於各報告期末集體評估。

個別減值撥備適用於個別為重大或有客觀減值證據的證券孖展融資及有期貸款。評估個別減值時，管理層會考慮借款人的財務狀況、相關抵押品或給予集團擔保的可變現淨值，估計預期可收回的未來現金流量現值。各項減值資產根據其存在價值估計，減值撥備按貸款賬面值及以貸款原有實際利率折現的估計未來現金流量現值間之差額計算。

for the year ended 31st December, 2015

### 3. SIGNIFICANT ACCOUNTING POLICIES (CONT'D)

#### Financial instruments (Cont'd)

##### Financial assets (Cont'd)

##### Impairment of financial assets (Cont'd)

Collective impairment allowances cover credit losses inherent in portfolios of loans receivable and other accounts with similar economic and credit risk characteristics where objective evidence for individual impaired items cannot be identified. In assessing the collective impairment, management makes assumptions both to define the way the Group assesses inherent losses and to determine the required input parameters, based on historical loss experience and current economic conditions. Changes in the carrying amount of the allowance account are recognised in profit or loss.

##### *Financial liabilities and equity instruments*

Financial liabilities and equity instruments issued by a group entity are classified as either financial liabilities or as equity in accordance with the substance of the contractual arrangements and the definitions of a financial liability and an equity instrument.

##### Financial liabilities at fair value through profit or loss

Financial liabilities are classified as at FVTPL when financial liabilities are either held for trading or those designated as at FVTPL on initial recognition.

A financial liability is classified as held for trading if:

- it has been acquired principally for the purpose of repurchasing in the near term; or
- on initial recognition it is a part of a portfolio of identified financial instruments that the Group manages together and has a recent actual pattern of short-term profit-taking; or
- it is a derivative that is not designated and effective as a hedging instrument.

截至二零一五年十二月三十一日止年度

### 3. 主要會計政策(續)

#### 金融工具(續)

##### 金融資產(續)

##### 金融資產減值(續)

集體減值撥備涵蓋具有相若經濟及信貸風險特性的應收貸款組合和其他賬戶的內在信貸虧損，而且並不能以客觀憑據識別個別項目的減值。評估集體減值時，管理層根據過往虧損紀錄和現時經濟狀況作出假設，以釐定本集團評估內在風險的方式及所需輸入參數。撥備賬賬面值之變動於損益內確認。

##### *金融負債及權益工具*

由集團實體發行之金融負債及權益工具乃根據合同安排之性質以及金融負債及權益工具之定義分類為金融負債或權益。

##### 透過損益賬按公平價值處理之金融負債

當金融負債為持作交易用途或於初次確認時指定為透過損益賬按公平價值處理，則分類為透過損益賬按公平價值處理之金融負債。

倘發生下列情況，則將金融負債歸類為持作交易：

- 該金融負債主要用於在不久期限購回；或
- 該金融負債是於初始確認作為本集團整合管理的已識別金融工具組合的一部分，且近期實現短線套利模式；或
- 該金融負債為衍生工具，但非指定為有效對沖工具。



**3. SIGNIFICANT ACCOUNTING POLICIES (CONT'D)****Financial instruments (Cont'd)***Financial liabilities and equity instruments (Cont'd)*Financial liabilities at fair value through profit or loss (Cont'd)

A financial liability other than a financial liability held for trading may be designated as at FVTPL upon initial recognition if:

- such designation eliminates or significantly reduces a measurement or recognition inconsistency that would otherwise arise; or
- the financial liability forms part of a group of financial assets or financial liabilities or both, which is managed and its performance is evaluated on a fair value basis, in accordance with the Group's documented risk management or investment strategy, and information about the grouping is provided internally on that basis; or
- it forms part of a contract containing one or more embedded derivatives, and HKAS 39 permits the entire combined contract (asset or liability) to be designated as at FVTPL.

Financial liabilities at FVTPL are measured at fair value, with any gains or losses arising on remeasurement recognised in profit or loss.

Financial guarantee issued

A financial guarantee contract is a contract that requires the issuer to make specified payments to reimburse the holder for a loss it incurs because a specified debtor fails to make payment when due in accordance with the original or modified terms of a debt instrument.

A financing guarantee issued for rendering financial guarantee service is initially measured at fair value as represented by the consideration received from the specified customers and the consideration received is recognised as revenue on straight-line basis over the guarantee period. Subsequent to initial recognition, the Group measures the financing guarantee at the higher of: (i) the amount of obligation under the contract, as determined in accordance with HKAS 37; and (ii) the amount initially recognised less cumulative amortisation recognised in accordance with the Group's revenue recognition policy.

**3. 主要會計政策(續)****金融工具(續)***金融負債及權益工具(續)*透過損益賬按公平價值處理之金融負債(續)

倘發生下列情況，則持作交易用途之金融負債除外之金融負債可於初始確認時指定為透過損益賬按公平價值處理之金融負債：

- 該指定取消或大幅減少可能另外產生之計量或確認不一致；或
- 金融負債構成金融資產或金融負債或兩者之組別之一部分，並根據本集團之已定風險管理或投資策略按公平價值基準管理及評估其業績，該組別之資料按該基準內部提供；或
- 其構成包括一個或以上嵌入式衍生工具之合約之一部分，香港會計準則第39號允許全部合併合約(資產或負債)指定為透過損益賬按公平價值處理。

透過損益賬按公平價值處理之金融負債按公平價值計量，重新計算產生之任何收益或虧損在損益賬確認。

已發出之財務保證

財務保證合約乃規定發行人須支付特定款項以補償持有人因特定債務人未能按照債務工具之原有或經修訂條款於到期時支付款項所蒙受損失之合約。

就提供財務保證服務發出之財務保證初步按從指定客戶收取之代價所代表的公平價值計量，該已收取代價按直線法於擔保期內確認為收入。初步確認後，本集團按下列最高者計量財務保證：(i)於合約項下之責任，根據香港會計準則第37號釐定之金額；及(ii)初始確認之金額減根據本集團之收入確認政策之累計攤銷。

for the year ended 31st December, 2015

### 3. SIGNIFICANT ACCOUNTING POLICIES (CONT'D)

#### Financial instruments (Cont'd)

##### *Financial liabilities and equity instruments (Cont'd)*

##### Other financial liabilities

Other financial liabilities including bank and other borrowings, notes, trade and other payables, amounts due to associates and amounts due to joint ventures, which are recognised initially at fair value, are subsequently measured at amortised cost, using the effective interest method.

##### Equity instruments

Equity instruments issued by the Company are recorded at the proceeds received, net of direct issue costs.

Repurchase of the Company's own equity instruments is recognised and deducted directly in equity. No gain or loss is recognised in profit or loss on the purchase, sale, issue or cancellation of the Company's own equity instruments.

##### *Fair value measurement principles*

Fair values of quoted investments are based on quoted prices. For unlisted securities or financial assets without an active market, the Group establishes the fair value by using appropriate valuation techniques including the use of recent arm's length transactions, reference to other investments that are substantially the same, discounted cash flow analysis and option pricing models.

##### *Embedded derivatives*

Derivatives embedded in non-derivative host contracts are treated as separate derivatives when they meet the definition of a derivative, their risks and characteristics are not closely related to those of the host contracts and the host contracts are not measured at FVTPL.

截至二零一五年十二月三十一日止年度

### 3. 主要會計政策(續)

#### 金融工具(續)

##### 金融負債及權益工具(續)

##### 其他金融負債

其他金融負債包括初始按公平價值確認之銀行及其他借貸、票據、貿易及其他應付款項、欠聯營公司款項及欠合營公司款項，其後採用實際利息法按攤銷成本計量。

##### 權益工具

本公司發行之權益工具按已收所得款項減直接發行成本而列賬。

購回本公司權益工具於權益確認及扣除。於購回、銷售、發行或註銷本公司權益工具時並無於損益確認盈虧。

##### 公平價值計算原則

報價投資之公平價值乃基於報價價格。就非上市證券或無活躍市場之金融資產而言，本集團使用合適估值技術建立公平價值，此等方法包括使用新近之公平交易、參考其他大致相同之投資、折現現金流分析及期權定價模式等。

##### 嵌入式衍生工具

倘非衍生產品主合約中之嵌入式衍生工具符合衍生工具之定義，而其風險及性質與主合約之風險及性質並無密切相關，且主合約不以透過損益賬按公平價值處理，則該嵌入式衍生工具作獨立之衍生工具處理。

for the year ended 31st December, 2015

截至二零一五年十二月三十一日止年度

### 3. SIGNIFICANT ACCOUNTING POLICIES (CONT'D)

### 3. 主要會計政策(續)

#### Financial instruments (Cont'd)

##### Derecognition

Financial assets are derecognised when the rights to receive cash flows from the financial assets have expired or have been transferred and the Group has transferred substantially all the risks and rewards of ownership. On derecognition of a financial asset in its entirety, the difference between the asset's carrying amount and the sum of the consideration received and receivable and the cumulative gain or loss that had been recognised in other comprehensive income and accumulated in equity is recognised in profit or loss.

Financial liabilities are derecognised when the obligation specified in the relevant contract is discharged, cancelled or expires. The difference between the carrying amount of the financial liability derecognised and the consideration paid and payable is recognised in profit or loss.

#### Provisions and contingent liabilities

Provisions are recognised when the Group has a present legal or constructive obligation as a result of a past event, if it is probable that an outflow of resources will be required to settle the obligation and a reliable estimate can be made of the amount of the obligation. Where the Group expects some or all of a provision to be reimbursed, the reimbursement is recognised as a separate asset but only when the reimbursement is virtually certain. The expense relating to any provision is presented in profit or loss net of any reimbursement.

A contingent liability is a possible obligation that arises from past events and whose existence will only be confirmed by the occurrence or non-occurrence of one or more uncertain future events not wholly within the control of the Group. It can also be a present obligation arising from past events that is not recognised because it is not probable that an outflow of economic resources will be required or the amount of obligation cannot be measured reliably.

A contingent liability is not recognised but is disclosed in the notes to the consolidated financial statements. When a change in the probability of an outflow occurs so that the outflow is probable, it will then be recognised as a provision.

#### 金融工具(續)

##### 終止確認

於金融資產收取現金流量之權利到期或已轉讓及本集團已轉讓所有權之絕大部分風險及回報時，即終止確認金融資產。於終止確認一項金融資產之全部分時，該資產賬面值與已收及應收代價金額之差額以及已於其他全面收益確認及於權益累計之累計盈虧於損益賬確認。

金融負債於相關合約指定之責任獲解除、取消或到期時終止確認。已終止確認之金融負債之賬面值與已付或應付代價之差額於損益賬確認。

#### 撥備及或然負債

倘本集團因過往事件現在須承擔法定或推定責任，而解除有關責任將導致資源流出，並能夠可靠估算責任金額，則會確認撥備。倘本集團預期撥備將部分或全部償付，而實際肯定可獲償付，則有關償付確認為獨立資產。撥備相關開支於損益扣除償付金額呈列。

或然負債指因過往事件而可能引起之責任，該等責任須視乎日後有否發生或不發生一項或多項並非本集團所能完全控制之事件方可確實。或然負債亦包括因過去事件引起，惟因未必有需要流出經濟資源或無法可靠計算該責任之數額而不予確認之現有責任。

或然負債不會確認，惟會於綜合財務報表附註披露。倘資源流出之可能性有變而很可能導致資源流出，則或然負債將確認為撥備。

for the year ended 31st December, 2015

### 3. SIGNIFICANT ACCOUNTING POLICIES (CONT'D)

#### Properties held for sale

Properties held for sale are stated at the lower of cost and net realisable value. Cost includes freehold and leasehold land cost, development cost, borrowing costs and other direct costs attributable to such properties until the relevant properties reach a marketable state. Net realisable value is determined by reference to management estimates of the selling price based on prevailing market conditions, less all estimated costs to completion and costs to be incurred in marketing and selling.

#### Inventories

Inventories are stated at the lower of cost and net realisable value. Cost is calculated using the weighted average method.

#### Cash and cash equivalents

Cash and cash equivalents comprise cash on hand, bank balances and short-term time deposits.

### 4. KEY SOURCES OF ESTIMATION UNCERTAINTY

The key assumptions concerning the future, and other key sources of estimation uncertainty at the end of the reporting period that have a significant risk of causing a material adjustment to the carrying amounts of assets and liabilities within the next financial year, are set out as follows.

#### Estimate of fair value of investment properties

At the end of the reporting period, investment properties are stated at fair value based on the valuation performed by an independent professional valuer. In determining the fair value, the valuer has based on a method of valuation which involves certain estimates. In relying on the valuation report, the management has exercised their judgment and is satisfied that the assumption used in valuation is reflective of the current market conditions.

#### Impairment allowances on loans and receivables other than loans and advances to consumer finance customers

In determining individual impairment allowances, the Group periodically reviews its trade receivables and term loans to assess whether impairment allowances exist. In determining whether impairment allowances should be recorded in the profit or loss, management estimates the present value of future cash flows which are expected to be received, taking into account the borrower's financial situation and the net realisable value of the underlying collateral or guarantees in favour of the Group.

截至二零一五年十二月三十一日止年度

### 3. 主要會計政策(續)

#### 待出售物業

待出售物業按成本與可變現淨值兩者中較低者入賬。成本包括永久持有及租賃土地成本、發展成本、借貸成本及其他該等物業應佔之直接成本，直至相關物業達到可供出售狀態。可變現淨值參考管理層根據現行市場條件估計之售價減所有估計完成成本以及市場推廣及銷售時產生之成本而釐定。

#### 存貨

存貨按成本與可變現淨值兩者中較低者入賬。成本乃採用加權平均法計算。

#### 現金及現金等價物

現金及現金等價物包括手頭現金、銀行結餘及短期定期存款。

### 4. 估計不確定因素之主要來源

於報告期末，就有關日後及其他估計不明朗因素主要來源作出的主要假設存在重大風險，導致下個財政年度內資產及負債的賬面值出現重大調整，於下文有所述及。

#### 投資物業之公平價值估計

於報告期末，投資物業按獨立專業估值師所評估的公平價值列賬。估值師決定公平價值時乃根據包含若干估計的估值方法進行，管理層倚賴估值報告時已作出判斷及信納估值所用的假設乃反映市場現況。

#### 貸款及應收款項(不包括私人財務客戶貸款及墊款)之減值撥備

於釐定個別減值撥備時，本集團定期審核其應收貿易賬款及有期貸款，以評估是否存在減值撥備。於釐定是否應於損益記錄減值撥備時，管理層在考慮借款人之財務狀況及向本集團作出的相關抵押或擔保之可變現淨值後，以估計預期收取未來現金流量之現值。

for the year ended 31st December, 2015

截至二零一五年十二月三十一日止年度

#### 4. KEY SOURCES OF ESTIMATION UNCERTAINTY (CONT'D)

##### Impairment allowances on loans and advances to consumer finance customers

The policy for collective impairment allowances for loans and advances to consumer finance customers of the Group is based on the evaluation of collectability and aging analysis of accounts and on management's judgment. A considerable amount of judgment is required in assessing the ultimate realisation of these loans and advances, including the current creditworthiness, and the past collection history of each loan.

##### Impairment of available-for-sale financial assets

For listed available-for-sale equity investments, a significant or prolonged decline in fair value below cost is considered to be objective evidence of impairment. Judgment is required when determining whether a decline in fair value has been significant or prolonged. In making this judgment, the historical data on market volatility as well as the price of the specific investment are taken into account.

##### Estimated impairment of goodwill and intangible assets with indefinite useful lives

The Group conducts tests for impairment of goodwill and intangible assets with indefinite useful lives annually in accordance with the relevant accounting standards. Determining whether the goodwill and the intangible assets are impaired requires an estimation of the fair value less cost to sell or value in use on the basis of data available to the Group. Where future cash flows are less than expected, an impairment loss may arise.

##### Deferred tax

Estimating the amount for recognition of deferred tax assets arising from tax losses requires a process that involves forecasting future years' taxable income and assessing the Group's ability to utilise tax benefits through future earnings. Where the actual future profits generated are more or less than expected, a recognition or reversal of the deferred tax assets may arise, which would be recognised in profit or loss for the period in which such a recognition or reversal takes place. While the current financial models indicate that the recognised tax losses can be utilised in the future, any changes in assumptions, estimates and tax regulations can affect the recoverability of this deferred tax asset.

##### Fair value of derivative and financial instruments

The Group selects appropriate valuation techniques for financial instruments not quoted in an active market. Note 26 provides detailed information about the key assumptions used in the determination of the fair value of material financial instruments.

#### 4. 估計不確定因素之主要來源(續)

##### 私人財務客戶貸款及墊款之減值撥備

本集團私人財務客戶貸款及墊款集體減值撥備政策以可收回性評估、賬齡分析及管理層判斷為基礎。評估該等貸款及墊款之最終變現能力需要進行大量判斷，包括現時信譽及各個貸款之過往收款歷史記錄。

##### 可供出售金融資產之減值

對於上市可供出售股本投資，公平價值之重大或長期下降至低於成本被視為減值之客觀證據。於釐定公平價值之下降是否重大或為長期時需要作出判斷。在作出該等判斷時，市場波動之歷史資料以及專項投資之價格亦被考慮在內。

##### 商譽及無固定使用年期之無形資產之估計減值

本集團根據相關會計準則，每年對商譽及無固定使用年期之無形資產進行減值測試。在釐定商譽及無形資產是否減值時，要求根據本集團可得到之資料對公平價值減出售成本或使用價值作出估計。倘未來現金流量低於預期，則可能產生減值虧損。

##### 遞延稅項

估計因稅項虧損產生之確認遞延稅項資產金額需要經過涉及預測未來數年之應課稅收入及評估本集團透過未來盈利利用稅項利益之能力之過程。倘產生之實際未來溢利高於或低於預期，則可能產生遞延稅項資產確認或撥回，並將於確認或撥回發生之期間在損益確認。倘現有財務模式顯示已確認稅項虧損可於未來動用，則任何假設、估計及稅務規例之變動可能影響該遞延稅項資產之可收回性。

##### 衍生工具及金融工具之公平價值

本集團對於活躍市場無報價的金融工具選用適當的估值技巧。附註26載有釐定重大金融工具公平價值之主要假設之詳情。

for the year ended 31st December, 2015

截至二零一五年十二月三十一日止年度

**4. KEY SOURCES OF ESTIMATION UNCERTAINTY (CONT'D)****Recoverable amount of a listed associate**

In determining the recoverable amount of a listed associate included in note 24, management used appropriate assumptions to estimate the value in use based on discounted future cash flows of the associate. Where those assumptions and/or future cash flows are different from expected, impairment may arise.

**5. REVENUE**

Revenue represents the amounts received and receivable that are derived from the provision of consumer finance, property rental, sale of properties, hotel operations and property management services, provision of consultancy and other services, interest and dividend income, income from advisory services and income from term loan financing. As described in more details in note 15, a subsidiary engaged in provision of wealth management and brokerage services and corporate finance services ("Discontinued Business") was disposed of in 2015. An analysis of the Group's revenue for the year is as follows:

**Continuing operations**

Interest income on loans and advances to consumer finance customers  
Interest income received from banks, term loans and others  
Property rental, hotel operations and management services  
Income from advisory services and others  
Dividend income  
Sale of properties

**持續經營業務**

私人財務客戶貸款及墊款之利息收入  
來自銀行、有期貸款及其他來源之利息收入  
物業租賃、酒店業務及管理服務  
顧問服務及其他收入  
股息收入  
出售物業

**Discontinued operations**

Discontinued Business

**已終止經營業務**

已終止業務

During the year, the interest income that was derived from financial assets not at fair value through profit or loss amounted to HK\$4,129.1 million (2014: HK\$4,157.5 million).

**4. 估計不確定因素之主要來源(續)****一間上市聯營公司之可收回金額**

在釐定於附註24所包括之一間上市聯營公司之可收回金額時，管理層利用恰當的假設以估計聯營公司之折現未來現金流量的使用價值。該等假設及／或未未來現金流量與預期有所出入時，減值可能產生。

**5. 收入**

收入代表來自提供私人財務、物業租賃、出售物業、酒店業務及物業管理服務、提供顧問及其他服務、利息及股息收入、顧問服務收入及有期貸款融資收入已收及應收之款項。誠如附註15所詳述，一間從事財富管理及經紀服務以及企業融資服務之附屬公司(「已終止業務」)已於二零一五年出售。以下為本集團年度收入之分析：

	2015 二零一五年 HK\$ Million 百萬港元	2014 二零一四年 HK\$ Million 百萬港元
<b>Continuing operations</b>		
Interest income on loans and advances to consumer finance customers	<b>3,671.8</b>	3,742.5
Interest income received from banks, term loans and others	<b>461.8</b>	413.8
Property rental, hotel operations and management services	<b>417.0</b>	398.8
Income from advisory services and others	<b>104.5</b>	95.1
Dividend income	<b>45.8</b>	41.8
Sale of properties	-	1.0
	<b>4,700.9</b>	4,693.0
<b>Discontinued operations</b>		
Discontinued Business	<b>603.5</b>	1,073.3
	<b>5,304.4</b>	5,766.3

年內，並非來自透過損益賬按公平價值處理之金融資產所產生之利息收入為4,129.1百萬港元(二零一四年：4,157.5百萬港元)。

for the year ended 31st December, 2015

截至二零一五年十二月三十一日止年度

## 6. SEGMENTAL INFORMATION

The operating business organised and managed in each segment represents a strategic business unit that offers different products and services for the purpose of resource allocation and assessment of segment performance by the Executive Directors of the Company. The Group has the following reportable and operating segments:

- Investment and finance – investment and provision of term loan financing.
- Consumer finance – providing consumer loan finance products.
- Property development and investment – development and sale of properties, property rental, provision of property management services and hotel operations managed by third parties.
- Corporate and other operations – including corporate revenue and expenses and results of unallocated operations.

During the year, the operations of provision of Discontinued Business which were reported under the segment of “Investment, broking and finance” in previous periods were discontinued due to disposal of a group of subsidiaries as described in note 15. The operations remained in the “Investment, broking and finance” segment are investment and provision of term loan financing. Accordingly, the segment is redesignated as “Investment and finance” for the purpose of segmental information. The comparative figures were restated to conform to the current year’s presentation.

Inter-segment transactions have been entered into on terms agreed by the parties concerned.

## 6. 分部資料

各分部所組織及管理的業務營運，乃代表提供不同產品及服務以供本公司執行董事分配資源及評估分部表現的策略性業務單位。本集團之可報告及營運分部如下：

- 投資及金融 – 投資以及提供有期貨款融資。
- 私人財務 – 提供私人貸款財務產品。
- 物業發展及投資 – 發展及出售物業、物業租賃、提供物業管理服務以及由第三方管理之酒店業務。
- 企業及其他業務 – 包括企業收入及開支以及未分配業務業績。

於本年度，由於附註15所述之一組附屬公司出售事項，提供已終止業務之業務運作（有關業務於過往期間在「投資、經紀及金融」分部下呈報）已終止經營。「投資、經紀及金融」分部內餘下之業務運作為投資及提供有期貨款融資。據此，就分部資料之目的，該分部現重新指定為「投資及金融」。比較數字已重列，使之與本年度之呈列方式一致。

分部間之交易乃按有關訂約各方所議定之條款訂立。

for the year ended 31st December, 2015

截至二零一五年十二月三十一日止年度

**6. SEGMENTAL INFORMATION (CONT'D)****(i) Segment revenue and results**

Analysis of the Group's revenue and results from continuing operations is as follows:

**6. 分部資料(續)****(i) 分部收入及業績**

本集團來自持續經營業務之收入及業績分析如下：

		2015 二零一五年				
		Investment and finance 投資及金融 HK\$ Million 百萬港元	Consumer finance 私人財務 HK\$ Million 百萬港元	Property development and investment 物業發展 及投資 HK\$ Million 百萬港元	Corporate and other operations 企業及 其他業務 HK\$ Million 百萬港元	Total 總額 HK\$ Million 百萬港元
Segment revenue	分部收入	581.8	3,706.4	411.8	58.8	4,758.8
Less: inter-segment revenue	減：分部間之收入	(8.0)	-	(17.7)	(32.2)	(57.9)
Segment revenue from external customers from continuing operations	來自持續經營業務之外部客戶之分部收入	573.8	3,706.4	394.1	26.6	4,700.9
Segment results	分部業績	962.3	615.8	616.2	(29.3)	2,165.0
Reversal of impairment loss on interests in associates	撥回於聯營公司之權益之減值虧損					17.0
Impairment loss for interest in an associate	於一間聯營公司之權益之減值虧損					(538.7)
Finance costs	融資成本					(239.9)
Share of results of associates	應佔聯營公司業績					1,291.8
Share of results of joint ventures	應佔合營公司業績	37.8	-	118.7	-	156.5
Profit before taxation	除稅前溢利					2,851.7
Taxation	稅項					(102.2)
Profit for the year from continuing operations	來自持續經營業務之年度溢利					2,749.5



## 6. SEGMENTAL INFORMATION (CONT'D)

## 6. 分部資料(續)

## (i) Segment revenue and results (Cont'd)

## (i) 分部收入及業績(續)

		2014 二零一四年				
		Investment and finance 投資及金融 HK\$ Million 百萬港元	Consumer finance 私人財務 HK\$ Million 百萬港元	Property development and investment 物業發展 及投資 HK\$ Million 百萬港元	Corporate and other operations 企業及 其他業務 HK\$ Million 百萬港元	Total 總額 HK\$ Million 百萬港元
Segment revenue	分部收入	537.5	3,763.6	390.8	55.5	4,747.4
Less: inter-segment revenue	減：分部間之收入	(11.8)	–	(12.4)	(30.2)	(54.4)
Segment revenue from external customers from continuing operations	來自持續經營 業務之外部客戶之 分部收入	525.7	3,763.6	378.4	25.3	4,693.0
Segment results	分部業績	712.5	1,414.0	566.5	(27.1)	2,665.9
Reversal of impairment loss on interests in associates	撥回於聯營公司之權益之 減值虧損					7.1
Impairment loss for interests in associates	於聯營公司之權益之 減值虧損					(16.2)
Finance costs	融資成本					(248.7)
Share of results of associates	應佔聯營公司業績					608.4
Share of results of joint ventures	應佔合營公司業績	21.5	–	138.9	–	160.4
Profit before taxation	除稅前溢利					3,176.9
Taxation	稅項					(331.6)
Profit for the year from continuing operations	來自持續經營業務之 年度溢利					2,845.3

for the year ended 31st December, 2015

**6. SEGMENTAL INFORMATION (CONT'D)****(ii) Segment assets and liabilities**

Segment assets	分部資產
Interests in associates	於聯營公司之權益
Interests in joint ventures	於合營公司之權益
Deferred tax assets	遞延稅項資產
Amounts due from associates	聯營公司欠款
Amounts due from joint ventures	合營公司欠款
Tax recoverable	可收回稅項
<b>Total segment assets</b>	<b>分部資產總額</b>
Segment liabilities	分部負債
Amounts due to associates	欠聯營公司款項
Amounts due to joint ventures	欠合營公司款項
Tax payable	應付稅項
Bank and other borrowings	銀行及其他借貸
Notes	票據
Deferred tax liabilities	遞延稅項負債
<b>Total segment liabilities</b>	<b>分部負債總額</b>

截至二零一五年十二月三十一日止年度

**6. 分部資料(續)****(ii) 分部資產及負債**

2015 二零一五年				
Investment and finance 投資及金融 HK\$ Million 百萬港元	Consumer finance 私人財務 HK\$ Million 百萬港元	Property development and investment 物業發展 及投資 HK\$ Million 百萬港元	Corporate and other operations 企業及 其他業務 HK\$ Million 百萬港元	Total 總額 HK\$ Million 百萬港元
15,452.8	14,406.4	7,127.1	198.8	37,185.1
				9,025.2
208.2	-	1,948.1	-	2,156.3
				543.4
				306.8
5.1	-	9.2	-	14.3
				9.6
				<b>49,240.7</b>
316.7	6,479.8	72.0	5.8	6,874.3
				5.5
-	-	0.1	-	0.1
				204.3
				619.4
				3,316.6
				173.1
				<b>11,193.3</b>

## 6. SEGMENTAL INFORMATION (CONT'D)

## (ii) Segment assets and liabilities (Cont'd)

## 6. 分部資料(續)

## (ii) 分部資產及負債(續)

		2014 二零一四年				
		Investment and finance 投資及金融 HK\$ Million 百萬港元	Consumer finance 私人財務 HK\$ Million 百萬港元	Property development and investment 物業發展 及投資 HK\$ Million 百萬港元	Corporate and other operations 企業及 其他業務 HK\$ Million 百萬港元	Total 總額 HK\$ Million 百萬港元
Segment assets	分部資產	8,489.4	15,780.8	7,386.9	574.4	32,231.5
Interests in associates	於聯營公司之權益					6,973.0
Interests in joint ventures	於合營公司之權益	150.6	-	1,846.5	-	1,997.1
Deferred tax assets	遞延稅項資產					261.9
Amounts due from associates	聯營公司欠款					187.8
Amounts due from joint ventures	合營公司欠款	39.0	-	9.8	-	48.8
Tax recoverable	可收回稅項					12.0
Total segment assets	分部資產總額					41,712.1
Assets relating to discontinued operations	與已終止經營業務有關之資產					7,065.7
Consolidated assets	綜合資產					48,777.8
Segment liabilities	分部負債	144.0	7,232.5	70.7	4.1	7,451.3
Amounts due to associates	欠聯營公司款項					5.4
Amounts due to joint ventures	欠合營公司款項	-	-	75.1	-	75.1
Tax payable	應付稅項					160.2
Bank and other borrowings	銀行及其他借貸					859.9
Notes	票據					3,493.6
Deferred tax liabilities	遞延稅項負債					198.1
Total segment liabilities	分部負債總額					12,243.6
Liabilities relating to discontinued operations	與已終止經營業務有關之負債					2,627.8
Consolidated liabilities	綜合負債					14,871.4

for the year ended 31st December, 2015

**6. SEGMENTAL INFORMATION (CONT'D)**

(iii) The geographical information of revenue from continuing operations and non-current assets are disclosed as follows:

Revenue from continuing operations from external customers by location of operations	按營運地點劃分的外部客戶來自持續經營業務所得收入
Hong Kong	香港
Mainland China	中國內地
Others	其他

No revenue from transaction with single external customer amounted to 10% or more of the Group's revenue for the year.

截至二零一五年十二月三十一日止年度

**6. 分部資料(續)**

(iii) 來自持續經營業務所得收入及非流動資產之地域資料披露如下：

	2015 二零一五年 HK\$ Million 百萬港元	2014 二零一四年 HK\$ Million 百萬港元
Revenue from continuing operations from external customers by location of operations		
Hong Kong	2,964.6	2,853.5
Mainland China	1,697.9	1,802.9
Others	38.4	36.6
	<b>4,700.9</b>	<b>4,693.0</b>

年內，概無來自單一外部客戶之交易收入佔本集團收入的10%或以上。

Non-current assets of continuing operations other than financial assets and deferred tax assets by location of assets	按資產位置劃分的持續經營業務之金融資產及遞延稅項資產以外的非流動資產
Hong Kong	香港
Mainland China	中國內地
Others	其他

	2015 二零一五年 HK\$ Million 百萬港元	2014 二零一四年 HK\$ Million 百萬港元
Non-current assets of continuing operations other than financial assets and deferred tax assets by location of assets		
Hong Kong	19,033.1	16,819.1
Mainland China	593.7	603.1
Others	81.8	45.8
	<b>19,708.6</b>	<b>17,468.0</b>

## 6. SEGMENTAL INFORMATION (CONT'D)

## (iv) Other segment information

Continuing operations	持續經營業務
Included in segment results/segment assets	計入分部業績/ 分部資產
Depreciation and amortisation	折舊及攤銷
Net impairment losses recognised (reversed)	確認(撥回)減值虧損 淨額
Net increase (decrease) in fair value of investment properties	投資物業之公平價值增加 (減少)淨額
Bad and doubtful debts	呆壞賬
Capital expenditure	資本開支

Continuing operations	持續經營業務
Included in segment results/segment assets	計入分部業績/ 分部資產
Depreciation and amortisation	折舊及攤銷
Net impairment losses recognised (reversed)	確認(撥回)減值虧損 淨額
Net increase (decrease) in fair value of investment properties	投資物業之公平價值增加 (減少)淨額
Bad and doubtful debts	呆壞賬
Capital expenditure	資本開支

## 6. 分部資料(續)

## (iv) 其他分部資料

2015 二零一五年				
Investment and finance 投資及金融 HK\$ Million 百萬港元	Consumer finance 私人財務 HK\$ Million 百萬港元	Property development and investment 物業發展及投資 HK\$ Million 百萬港元	Corporate and other operations 企業及其他業務 HK\$ Million 百萬港元	Total 總額 HK\$ Million 百萬港元
13.8	45.7	21.4	1.3	82.2
38.8	13.8	(17.0)	-	35.6
38.3	(0.1)	376.8	-	415.0
107.7	1,463.3	0.5	-	1,571.5
7.4	152.7	16.3	0.4	176.8

2014 二零一四年				
Investment and finance 投資及金融 HK\$ Million 百萬港元	Consumer finance 私人財務 HK\$ Million 百萬港元	Property development and investment 物業發展及投資 HK\$ Million 百萬港元	Corporate and other operations 企業及其他業務 HK\$ Million 百萬港元	Total 總額 HK\$ Million 百萬港元
12.9	33.3	21.8	1.5	69.5
11.3	2.0	(10.5)	-	2.8
43.7	(0.7)	344.3	-	387.3
(2.7)	787.2	0.1	-	784.6
44.4	213.6	18.5	0.5	277.0

for the year ended 31st December, 2015

截至二零一五年十二月三十一日止年度

**7. CHANGES IN VALUES OF PROPERTIES****7. 物業價值變動**

		2015 二零一五年 HK\$ Million 百萬港元	2014 二零一四年 HK\$ Million 百萬港元
<b>Continuing operations</b>	<b>持續經營業務</b>		
Changes in values of properties comprise:	物業價值變動包括：		
Net increase in fair value of investment properties*	投資物業之公平價值增加淨額*	415.0	387.3
Impairment loss reversed for hotel property	撥回酒店物業之減值虧損	17.0	10.5
		<b>432.0</b>	<b>397.8</b>

The reversal of impairment losses was based on the lower of cost and value in use for hotel property. The value in use was determined based on independent professional valuations at 31st December, 2015.

\* The amount recognised in the current year included HK\$203.2 million arising from the revaluation of an investment property upon the disposal of a subsidiary holding the investment property to a joint venture. The details of the disposal are described in note 42.

撥回之減值虧損乃基於酒店物業之成本及使用價值兩者中之較低者計算。使用價值乃根據二零一五年十二月三十一日之獨立專業估值釐定。

\* 本年度確認之金額包括於持有一項投資物業之一間附屬公司被售予一間合營公司前，重估該項投資物業所產生之203.2百萬港元。該出售事項之詳情載於附註42。

**8. NET GAIN ON FINANCIAL ASSETS AND LIABILITIES****8. 金融資產及負債收益淨額**

The following is an analysis of the net gain on financial assets and liabilities at fair value through profit or loss:

透過損益賬按公平價值處理之金融資產及負債收益淨額分析如下：

		2015 二零一五年 HK\$ Million 百萬港元	2014 二零一四年 HK\$ Million 百萬港元
<b>Continuing operations</b>	<b>持續經營業務</b>		
Net realised and unrealised gain on financial assets and liabilities	金融資產及負債已變現及未變現收益淨額		
Held for trading (note 13 (Note 1))	持作交易用途 (附註13(註解1))	523.7	149.8
Designated as at fair value through profit and loss	指定為透過損益賬按公平價值處理	341.3	98.6
		<b>865.0</b>	<b>248.4</b>

for the year ended 31st December, 2015

截至二零一五年十二月三十一日止年度

## 9. BAD AND DOUBTFUL DEBTS

## 9. 呆壞賬

		2015 二零一五年 HK\$ Million 百萬港元	2014 二零一四年 HK\$ Million 百萬港元
<b>Continuing operations</b>	<b>持續經營業務</b>		
Loans and advances to consumer finance customers	私人財務客戶貸款及墊款		
Impairment loss	減值虧損	1,446.9	787.2
Trade and other receivables	貿易及其他應收款項		
Reversal of impairment loss	撥回減值虧損	(0.1)	(2.8)
Impairment loss	減值虧損	113.6	0.2
Bad debts written off	壞賬撇銷	11.1	-
		124.6	(2.6)
Bad and doubtful debts recognised in profit or loss	於損益賬內確認之呆壞賬	1,571.5	784.6

Since the year ended 31st December, 2014, the economic growth of the People's Republic of China ("PRC") has declined and business activities slowed down generally. Small businesses in Mainland China, both companies and individuals, which accounted for a substantial portion of Mainland China loan book of United Asia Finance Limited ("UAF"), a subsidiary of SHK, classified as loans and advances to consumer finance customers were especially affected. For unsecured loans, the entire loan amount is written off after 180 days delinquency (or in case of bankruptcy or if a borrower is deceased, whichever is earlier), whilst collection and recovery efforts would still continue and are written back as and when recoveries occur. Delinquencies of UAF's Mainland China loan book increased at a higher rate for the year compared to that of last year, leading to a substantial rise in bad debts written off. These write offs during 2015 also increased the collective impairment allowance provided for the year.

自截至二零一四年十二月三十一日止年度以來，中華人民共和國(「中國」)經濟增長下降，商業活動一般放緩，於中國內地之小型企業(不論公司或個人)尤其受到影響，此等小型企業佔新鴻基之附屬公司亞洲聯合財務有限公司(「亞洲聯合財務」)之中國內地絕大部分貸款賬，是列為私人財務客戶貸款及墊款。就無抵押貸款，如拖欠180天(或借款人破產或身故，視何者較早發生)，全筆貸款將予撇銷，惟會繼續追討及收回欠款，並會在收回欠款後將金額撥回。亞洲聯合財務中國內地貸款賬在年內之拖欠情況比去年增長，導致撇銷壞賬明顯增加。二零一五年之撇銷額亦使年內作出之綜合減值撥備有所上升。

for the year ended 31st December, 2015

截至二零一五年十二月三十一日止年度

**9. BAD AND DOUBTFUL DEBTS (CONT'D)**

The following are the amounts written off in allowance of impairment against the receivables and recoveries credited to allowance of impairment during the year:

		2015 二零一五年 HK\$ Million 百萬港元	2014 二零一四年 HK\$ Million 百萬港元
<b>Continuing operations</b>	<b>持續經營業務</b>		
Loans and advances to consumer finance customers	私人財務客戶貸款及墊款		
Amounts written off in allowance of impairment	從減值撥備撇銷之款項	(1,363.7)	(738.9)
Recoveries credited to allowance of impairment	計入減值撥備之收回款項	129.5	114.2
		<b>(1,234.2)</b>	<b>(624.7)</b>
Trade and other receivables	貿易及其他應收款項		
Amounts written off in allowance of impairment	從減值撥備撇銷之款項	(4.4)	-
		<b>(4.4)</b>	<b>-</b>

**10. DIRECTORS', EMPLOYEES' AND SENIOR MANAGEMENT'S EMOLUMENTS**

(a) The emoluments paid or payable to each of the eight (2014: eight) Directors were as follows:

EXECUTIVE DIRECTORS	執行董事	
Directors' fee	董事袍金	-
Salaries/service fees and other benefits	薪金/服務費及其他福利	10.33
Bonus payments (Note)	花紅(註解)	17.80
Retirement benefits scheme contributions	退休福利計劃供款	0.13
Sub-total	小計	28.26

The executive directors' emoluments shown above were mainly for their services in connection with the management of the affairs of the Company and the Group.

**10. 董事、僱員及高級管理層酬金**

(a) 已付或應付八名(二零一四年: 八名)董事之酬金如下:

2015 二零一五年			
Chief Executive Lee Seng Hui 行政總裁 李成輝 HK\$ Million 百萬港元	Edwin Lo King Yau 勞景祐 HK\$ Million 百萬港元	Mak Pak Hung 麥伯雄 HK\$ Million 百萬港元	Total 總額 HK\$ Million 百萬港元
-	-	-	-
10.33	2.00	2.58	14.91
17.80	3.07	1.05	21.92
0.13	0.09	-	0.22
<b>28.26</b>	<b>5.16</b>	<b>3.63</b>	<b>37.05</b>

上表所示執行董事之酬金主要為彼等就本公司及本集團管理事務之服務。



for the year ended 31st December, 2015

截至二零一五年十二月三十一日止年度

**10. DIRECTORS', EMPLOYEES' AND SENIOR MANAGEMENT'S EMOLUMENTS (CONT'D)****10. 董事、僱員及高級管理層酬金(續)**

(a) The emoluments paid or payable to each of the eight (2014: eight) Directors were as follows: (Cont'd)

(a) 已付或應付八名(二零一四年: 八名)董事之酬金如下:(續)

		2015 二零一五年		
		Chairman Arthur George Dew 主席 狄亞法 HK\$ Million 百萬港元	Lee Su Hwei 李淑慧 HK\$ Million 百萬港元	Total 總額 HK\$ Million 百萬港元
<b>NON-EXECUTIVE DIRECTORS</b>	<b>非執行董事</b>			
Directors' fee	董事袍金	0.07	-	0.07
Salaries/service fees and other benefits	薪金/服務費及其他福利	1.76	-	1.76
Bonus payments (Note)	花紅(註解)	2.33	-	2.33
Retirement benefits scheme contributions	退休福利計劃供款	-	-	-
Sub-total	小計	4.16	-	4.16

The non-executive directors' emoluments shown above were mainly for their services as directors of the Company or its subsidiaries.

上表所示非執行董事之酬金主要為彼等作為本公司或其附屬公司董事之服務。

		2015 二零一五年			
		Alan Stephen Jones HK\$ Million 百萬港元	David Craig Bartlett 白禮德 HK\$ Million 百萬港元	Lisa Yang Lai Sum 楊麗琛 HK\$ Million 百萬港元	Total 總額 HK\$ Million 百萬港元
<b>INDEPENDENT NON-EXECUTIVE DIRECTORS</b>	<b>獨立非執行董事</b>				
Directors' fee	董事袍金	0.01	0.01	-	0.02
Salaries/service fees and other benefits	薪金/服務費及其他福利	0.72	0.34	0.10	1.16
Bonus payments	花紅	-	-	-	-
Retirement benefits scheme contributions	退休福利計劃供款	-	-	-	-
Sub-total	小計	0.73	0.35	0.10	1.18

The independent non-executive directors' emoluments shown above were mainly for their services as directors of the Company or its subsidiaries.

上表所示獨立非執行董事之酬金主要為彼等作為本公司或其附屬公司董事之服務。

		2015 二零一五年 HK\$ Million 百萬港元		
Total	總計	42.39		

for the year ended 31st December, 2015

截至二零一五年十二月三十一日止年度

**10. DIRECTORS', EMPLOYEES' AND SENIOR MANAGEMENT'S EMOLUMENTS (CONT'D)****10. 董事、僱員及高級管理層酬金(續)**(a) **The emoluments paid or payable to each of the eight (2014: eight) Directors were as follows: (Cont'd)**

(a) 已付或應付八名(二零一四年: 八名)董事之酬金如下: (續)

		2014 二零一四年			
		Lee Seng Hui 行政總裁 李成輝	Edwin Lo King Yau 勞景祐	Mak Pak Hung 麥伯雄	Total 總額
		HK\$ Million 百萬港元	HK\$ Million 百萬港元	HK\$ Million 百萬港元	HK\$ Million 百萬港元
<b>EXECUTIVE DIRECTORS</b>	<b>執行董事</b>				
Directors' fee	董事袍金	-	-	-	-
Salaries/service fees and other benefits	薪金/服務費及其他福利	9.55	1.92	2.50	13.97
Bonus payments (Note)	花紅(註解)	15.43	2.95	0.96	19.34
Retirement benefits scheme contributions	退休福利計劃供款	0.12	0.09	-	0.21
Sub-total	小計	25.10	4.96	3.46	33.52

The executive directors' emoluments shown above were mainly for their services in connection with the management of the affairs of the Company and the Group.

上表所示執行董事之酬金主要為彼等就本公司及本集團管理事務之服務。

		2014 二零一四年			
		Chairman Arthur George Dew 主席 狄亞法	Lee Su Hwei 李淑慧	Total 總額	
		HK\$ Million 百萬港元	HK\$ Million 百萬港元	HK\$ Million 百萬港元	
<b>NON-EXECUTIVE DIRECTORS</b>	<b>非執行董事</b>				
Directors' fee	董事袍金		0.07	-	0.07
Salaries/service fees and other benefits	薪金/服務費及其他福利		1.69	-	1.69
Bonus payments (Note)	花紅(註解)		2.19	-	2.19
Retirement benefits scheme contributions	退休福利計劃供款		-	-	-
Sub-total	小計		3.95	-	3.95

The non-executive directors' emoluments shown above were mainly for their services as directors of the Company or its subsidiaries.

上表所示非執行董事之酬金主要為彼等作為本公司或其附屬公司董事之服務。

for the year ended 31st December, 2015

截至二零一五年十二月三十一日止年度

**10. DIRECTORS', EMPLOYEES' AND SENIOR MANAGEMENT'S EMOLUMENTS (CONT'D)****10. 董事、僱員及高級管理層酬金(續)**

(a) The emoluments paid or payable to each of the eight (2014: eight) Directors were as follows: (Cont'd)

(a) 已付或應付八名(二零一四年: 八名)董事之酬金如下:(續)

		2014 二零一四年			
		Alan Stephen Jones HK\$ Million 百萬港元	David Craig Bartlett 白禮德 HK\$ Million 百萬港元	Lisa Yang Lai Sum 楊麗琛 HK\$ Million 百萬港元	Total 總額 HK\$ Million 百萬港元
<b>INDEPENDENT NON-EXECUTIVE DIRECTORS</b>	<b>獨立 非執行 董事</b>				
Directors' fee	董事袍金	0.01	0.01	–	0.02
Salaries/service fees and other benefits	薪金/服務費及 其他福利	0.71	0.33	0.10	1.14
Bonus payments	花紅	–	–	–	–
Retirement benefits scheme contributions	退休福利 計劃供款	–	–	–	–
Sub-total	小計	0.72	0.34	0.10	1.16
Total	總計				38.63

The independent non-executive directors' emoluments shown above were mainly for their services as directors of the Company or its subsidiaries.

上表所示獨立非執行董事之酬金主要為彼等作為本公司或其附屬公司董事之服務。

Note: The amounts represented the actual discretionary bonus in respect of the preceding year approved and paid to respective directors during the year.

註解: 有關款項乃年內批准及已付相關董事去年的酌情花紅實際金額。

The Company provided management services to certain listed subsidiaries and associates and charged these companies management fees. The above emoluments include all amounts paid or payable to the Company's directors by the Company or the subsidiaries during 2015. However, it should be noted that the amounts above for Mr. Lee Seng Hui and Mr. Edwin Lo King Yau include the sums of HK\$11.30 million (2014: HK\$10.04 million) and HK\$2.58 million (2014: HK\$2.48 million) respectively that have been included in the 2015 management fee charged by the Company to a listed associate, Tian An China Investments Company Limited ("TACI"), for management services performed by Mr. Lee and Mr. Lo as directors of TACI and TACI has disclosed in its 2015 annual report the HK\$11.30 million (2014: HK\$10.04 million) and HK\$2.58 million (2014: HK\$2.48 million) as part of the emoluments of Mr. Lee and Mr. Lo respectively.

本公司向若干上市附屬公司及聯營公司提供管理服務,並向該等公司收取管理費。上述酬金包括本公司或附屬公司於二零一五年已付或應付本公司董事之所有款項。然而,謹請注意,上述有關李成輝先生及勞景祐先生之款項包括金額分別為11.30百萬港元(二零一四年:10.04百萬港元)及2.58百萬港元(二零一四年:2.48百萬港元)之款項,該等款項已列入本公司就李先生及勞先生擔任一間上市聯營公司天安中國投資有限公司(「天安」)之董事履行管理服務而向天安收取之二零一五年管理費內,天安已將該11.30百萬港元(二零一四年:10.04百萬港元)及2.58百萬港元(二零一四年:2.48百萬港元)之款項分別作為李先生及勞先生酬金之一部分披露於其二零一五年年報內。

for the year ended 31st December, 2015

截至二零一五年十二月三十一日止年度

**10. DIRECTORS', EMPLOYEES' AND SENIOR MANAGEMENT'S EMOLUMENTS (CONT'D)****10. 董事、僱員及高級管理層酬金(續)****(b) Employees' emoluments**

The five highest paid individuals included one (2014: one) of the Directors, details of whose emoluments are set out in 10(a) above. The combined emoluments of the remaining four (2014: four) individuals are as follows:

Salaries and other benefits	薪金及其他福利
Bonus payments	花紅
Retirement benefit scheme contributions	退休福利計劃供款
Incentive/commission	獎金/佣金

The emoluments of the above employees who were not Directors of the Company, were within the following bands:

HK\$7,000,001 – HK\$7,500,000	7,000,001港元 – 7,500,000港元
HK\$7,500,001 – HK\$8,000,000	7,500,001港元 – 8,000,000港元
HK\$8,500,001 – HK\$9,000,000	8,500,001港元 – 9,000,000港元
HK\$10,000,001 – HK\$10,500,000	10,000,001港元 – 10,500,000港元
HK\$27,000,001 – HK\$27,500,000	27,000,001港元 – 27,500,000港元
HK\$27,500,001 – HK\$28,000,000	27,500,001港元 – 28,000,000港元
HK\$46,500,001 – HK\$47,000,000	46,500,001港元 – 47,000,000港元
HK\$47,000,001 – HK\$47,500,000	47,000,001港元 – 47,500,000港元

**(b) 僱員酬金**

五名最高薪酬之人士包括一名(二零一四年:一名)董事,其酬金詳情載於上文附註10(a)。其餘四名(二零一四年:四名)人士之酬金綜合如下:

	2015 二零一五年 HK\$ Million 百萬港元	2014 二零一四年 HK\$ Million 百萬港元
	20.7	20.2
	70.3	67.7
	1.1	1.1
	0.9	1.3
	<b>93.0</b>	<b>90.3</b>

上述僱員並非本公司董事,彼等酬金介乎以下範圍:

	Number of employees 僱員人數	
	2015 二零一五年	2014 二零一四年
	–	1
	1	–
	–	1
	1	–
	–	1
	1	–
	–	1
	1	–
	<b>4</b>	<b>4</b>

for the year ended 31st December, 2015

截至二零一五年十二月三十一日止年度

**10. DIRECTORS', EMPLOYEES' AND SENIOR MANAGEMENT'S EMOLUMENTS (CONT'D)****10. 董事、僱員及高級管理層酬金(續)****(c) Senior management's emoluments**

Of the senior management of the Group, eight (2014: eight) were the Directors of the Company whose emoluments are included in the disclosure above. The combined emoluments of the remaining three (2014: three) individuals are as follows:

**(c) 高級管理層酬金**

本集團高級管理層中有八名(二零一四年:八名)為本公司董事,彼等之酬金已披露於上文。其餘三名(二零一四年:三名)個別人士的酬金綜合如下:

		2015 二零一五年 HK\$ Million 百萬港元	2014 二零一四年 HK\$ Million 百萬港元
Salaries and other benefits	薪金及其他福利	5.5	5.3
Bonus payments	花紅	2.7	2.5
Retirement benefit scheme contributions	退休福利計劃供款	0.3	0.3
		<b>8.5</b>	<b>8.1</b>

The emoluments of the above senior management who were not Directors of the Company, were within the following bands:

上述高級管理層並非本公司之董事,彼等酬金介乎以下範圍:

		Number of employees 僱員人數	
		2015 二零一五年	2014 二零一四年
HK\$1,000,001 – HK\$1,500,000	1,000,001港元–1,500,000港元	1	1
HK\$2,500,001 – HK\$3,000,000	2,500,001港元–3,000,000港元	–	1
HK\$3,000,001 – HK\$3,500,000	3,000,001港元–3,500,000港元	1	–
HK\$4,000,001 – HK\$4,500,000	4,000,001港元–4,500,000港元	1	1
		<b>3</b>	<b>3</b>

for the year ended 31st December, 2015

## 11. INFORMATION ABOUT MATERIAL INTERESTS OF DIRECTORS IN TRANSACTIONS, ARRANGEMENTS OR CONTRACTS

No transactions, arrangements or contracts of significance to which the Company or any of its subsidiaries was a party and in which the Directors or an entity connected with the Directors had a material interest, whether directly or indirectly, subsisted at the end of the year or at any time during the year. For information, a tenancy agreement dated 19th November, 2013 entered into between Mr. Lee Seng Hui as the tenant and a non wholly-owned subsidiary of the Company as the landlord expired on 18th November, 2015 and was renewed by a tenancy agreement dated 19th November, 2015. The total rental of HK\$3.9 million (2014: HK\$3.9 million) received therefrom during the year ended 31st December, 2015 is considered insignificant in relation to the Group's business.

## 12. FINANCE COSTS

Continuing operations	持續經營業務
Interest on the following liabilities wholly repayable within five years:	以下為須於五年內全數償還之負債利息：
Bank borrowings	銀行借貸
Notes	票據
Preference shares issued to non-controlling interests	向非控股權益發行之優先股
Other borrowings	其他借貸
Total finance costs included in:	計入下列項目內之融資成本總額：
Cost of sales and other direct costs	銷售成本及其他直接成本
Finance costs	融資成本

All finance costs were derived from financial liabilities not at fair value through profit or loss for both years.

截至二零一五年十二月三十一日止年度

## 11. 關於董事於交易、安排或合約中的重大權益的資料

於本年度終結時或於本年度內任何時間，本公司或其任何附屬公司並無訂立董事或與董事有關連之實體直接或間接擁有重大權益之任何重要交易、安排或合約。以下所述僅供參考：李成輝先生(作為承租人)與本公司一間非全資附屬公司(作為業主)於二零一三年十一月十九日訂立租賃協議，該協議已於二零一五年十一月十八日屆滿並以日期為二零一五年十一月十九日之租賃協議重續。由截至二零一五年十二月三十一日止年度內，本集團收取3.9百萬港元(二零一四年：3.9百萬港元)之租金總額對本集團業務而言屬不重大。

## 12. 融資成本

	2015 二零一五年 HK\$ Million 百萬港元	2014 二零一四年 HK\$ Million 百萬港元
Bank borrowings	248.2	210.4
Notes	217.5	224.3
Preference shares issued to non-controlling interests	–	3.7
Other borrowings	–	3.1
	<b>465.7</b>	<b>441.5</b>
Cost of sales and other direct costs	225.8	192.8
Finance costs	239.9	248.7
	<b>465.7</b>	<b>441.5</b>

該兩個年度所有融資成本乃來自並非透過損益賬按公平價值處理之金融負債。

for the year ended 31st December, 2015

截至二零一五年十二月三十一日止年度

## 13. PROFIT BEFORE TAXATION

## 13. 除稅前溢利

		2015 二零一五年 HK\$ Million 百萬港元	2014 二零一四年 HK\$ Million 百萬港元
Profit before taxation from continuing operations has been arrived at after charging:	來自持續經營業務之除稅前溢利已扣除：		
Auditors' remuneration	核數師酬金	10.0	5.0
Amortisation of intangible assets	無形資產攤銷	1.3	0.3
Amortisation of prepaid land lease payments	預繳地價攤銷	0.2	0.3
Depreciation	折舊	80.7	68.9
Expenses recognised for employee ownership scheme of SHK	就新鴻基之僱員股份擁有計劃確認之費用	1.4	-
Impairment loss for amounts due from joint ventures (included in other operating expenses)	合營公司欠款之減值虧損(計入其他經營費用)	38.8	11.3
Impairment loss for available-for-sale financial assets (included in other operating expenses)	可供出售金融資產之減值虧損(計入其他經營費用)	13.8	2.0
Impairment loss for interests in associates (included in other operating expenses) (Note 1)	於聯營公司之權益之減值虧損(計入其他經營費用)(註解1)	538.7	16.2
Loss on purchase of bonds issued by the Group (Note 2)	購入由本集團所發行之債券之虧損(註解2)	141.5	-
Net loss on disposal/write-off of property, plant and equipment	出售/撇銷物業、廠房及設備之虧損淨額	4.0	2.1
Retirement benefit scheme contributions	退休福利計劃供款	119.8	100.3
Staff costs (including Directors' emoluments but excluding contributions to retirement benefit schemes and expenses recognised for the employee ownership scheme of SHK)	員工成本(包括董事酬金但不包括退休福利計劃供款及就新鴻基之僱員股份擁有計劃確認之費用)	902.4	883.1

for the year ended 31st December, 2015

截至二零一五年十二月三十一日止年度

**13. PROFIT BEFORE TAXATION (CONT'D)****13. 除稅前溢利(續)**

		2015 二零一五年 HK\$ Million 百萬港元	2014 二零一四年 HK\$ Million 百萬港元
and after crediting:	並已計入：		
Dividend income from listed equity securities	上市股本證券股息收入	42.3	37.9
Dividend income from unlisted equity securities	非上市股本證券股息收入	3.5	3.9
Gain on disposal of investment properties (included in other income)	出售投資物業之收益(計入其他收入)	1.0	0.8
Net realised gain on disposal of a joint venture (included in other income)	出售一間合營公司之已變現收益淨額(計入其他收入)	5.7	-
Net realised gain on disposal of an associate (included in other income)	出售一間聯營公司之已變現收益淨額(計入其他收入)	-	12.9
Net realised gain on disposal of available-for-sale financial assets (included in other income)	出售可供出售金融資產之已變現收益淨額(計入其他收入)	22.5	6.0
Net realised gain on disposal of subsidiaries (included in other income) (note 42)	出售附屬公司之已變現收益淨額(計入其他收入)附註42)	15.1	-
Rental income from investment properties under operating leases, net of outgoings of HK\$20.9 million (2014: HK\$25.0 million)	經營租約投資物業之租金收入，扣除支出20.9百萬港元(二零一四年：25.0百萬港元)	185.6	171.1
Reversal of impairment loss on interests in associates (included in other income)	撥回於聯營公司之權益之減值虧損(計入其他收入)	17.0	7.1



for the year ended 31st December, 2015

截至二零一五年十二月三十一日止年度

**13. PROFIT BEFORE TAXATION (CONT'D)****13. 除稅前溢利(續)**

Notes:

註解：

- SHK disposed of 70% interest in its wholly-owned subsidiary SHKFGL in June 2015 and classified the remaining 30% equity interest as an associate. Affected by the correction of Hong Kong and China stock markets during the second half of the year, the carrying amount of the 30% equity interest in SHKFGL exceeded the recoverable amount at the reporting date that led to an impairment loss. The recoverable amount was measured at the value in use with a discount rate of 14.6% by estimating the present value of the Group's share of future cash flows to be generated by the associate. As part of the disposal, the Group was awarded a put option on the 30% equity interest of SHKFGL. This put option recorded a valuation gain of HK\$596.0 million classified under net gain on financial assets and liabilities.
- In 2013, a securitisation fund owned by the Group issued bonds to an independent third party investment fund which in turn sold units to investors in the PRC. The bonds issued by the Group's securitisation fund were backed by bonds issued by a Singapore listed company. The Singapore company defaulted on the bonds. In order to facilitate repayment to the PRC investors and to minimise a potentially protracted and costly dispute, a subsidiary of the Group purchased the bonds issued to the independent investment fund for HK\$141.5 million, being the original principal and part of the outstanding interest, during the year. This amount is included in "Other operating expenses". A judicial manager has been appointed to the Singapore company and the Group is actively pursuing all possible means of recovery of these funds and other costs. Any amounts recovered will in the future be included in "Other income".

- 於二零一五年六月，新鴻基出售其全資附屬公司新鴻基金融集團之70%權益，並將餘下30%股權分類作一間聯營公司處理。受到香港及中國股票市場於下半年進行調整的影響，於新鴻基金融集團之餘下30%股權之賬面值高於報告日期之可收回金額，以致出現減值虧損。可收回金額乃透過估計本集團應佔該聯營公司將產生之未來現金流量現值，以可使用價值按14.6%貼現率計量。作為出售之一部分，本集團就新鴻基金融集團之30%股權獲授一份認沽權。該認沽權錄得估值收益596.0百萬港元，分類為金融資產及負債收益淨額。
- 於二零一三年，本集團所擁有之證券化基金向一名獨立第三方投資基金發行債券，該投資基金將基金單位售予中國投資者。本集團之證券化基金所發行之債券乃以一間新加坡上市公司所發行之債券作為支持。該新加坡公司就其債券違約。為方便還款予中國投資者，及減低可能引起漫長而耗費龐大之糾紛，本集團之一間附屬公司於年內以141.5百萬港元(即原有本金及部分未付利息)購回向該獨立投資基金所發行之債券。有關金額已計入「其他經營費用」中。該新加坡公司已被委任接管人，本集團正以各種可行方法積極爭取追回該款項及其他費用。所追回之任何款項將在日後計入「其他收入」。

**14. TAXATION****14. 稅項**

		2015 二零一五年 HK\$ Million 百萬元	2014 二零一四年 HK\$ Million 百萬元
The income tax charged (credited) from continuing operations comprises:	來自持續經營業務之 所得稅支出(抵免)包括：		
Current tax	本期稅項		
Hong Kong	香港	178.3	182.9
PRC	中國	214.5	206.7
Over provision in prior years	過往年度超額撥備	392.8 (1.2)	389.6 (1.2)
Deferred tax	遞延稅項	391.6	388.4
Current year	本年度	(289.4)	(56.8)
		<b>102.2</b>	<b>331.6</b>

for the year ended 31st December, 2015

截至二零一五年十二月三十一日止年度

**14. TAXATION (CONT'D)**

Hong Kong Profits Tax is calculated at the rate of 16.5% of the estimated assessable profits for both years.

PRC subsidiaries are subject to PRC Enterprise Income Tax at 25% for both years.

Taxation arising in other jurisdictions is calculated on the estimated assessable profits for the year at the rates of taxation prevailing in the countries in the relevant jurisdictions.

The taxation for the year can be reconciled to the profit before taxation per the consolidated statement of profit or loss as follows:

**14. 稅項(續)**

香港利得稅於兩個年度均按估計應課稅溢利之稅率16.5%計算。

於中國之附屬公司須付中國企業所得稅，兩個年度稅率均為25%。

來自其他司法地區之稅項按年內估計應課稅溢利以有關司法地區內各國之現行稅率計算。

本年度稅項支出與綜合損益表列示之除稅前溢利之對賬如下：

		2015 二零一五年 HK\$ Million 百萬港元	2014 二零一四年 HK\$ Million 百萬港元
Profit before taxation (from continuing operations)	除稅前溢利(來自持續經營業務)	2,851.7	3,176.9
Less: Share of results of associates	減：應佔聯營公司業績	(1,291.8)	(608.4)
Share of results of joint ventures	應佔合營公司業績	(156.5)	(160.4)
Profit attributable to the Company and subsidiaries	本公司及附屬公司應佔溢利	<b>1,403.4</b>	2,408.1
Tax at Hong Kong Profits Tax rate of 16.5% (2014: 16.5%)	以香港利得稅稅率16.5% (二零一四年：16.5%) 計算之稅項	231.5	397.3
Countries subject to different tax rates	面對不同稅率之國家	(27.2)	41.2
Tax effect of deductible temporary differences not recognised	未確認可扣稅臨時差額之稅項影響	0.3	5.6
Tax effect of expenses that are not deductible for tax purposes	不可用作扣稅支出之稅項影響	196.0	46.5
Tax effect of income that is not taxable for tax purposes	毋須課稅收入之稅項影響	(290.7)	(115.1)
Tax effect of tax losses not recognised	未確認稅務虧損之稅項影響	19.4	4.9
Tax effect of utilisation of tax losses previously not recognised	動用之前未確認稅務虧損之稅項影響	(21.8)	(43.0)
Tax effect of utilisation of deductible temporary differences previously not recognised	動用之前未確認可扣稅臨時差額之稅項影響	(4.1)	(6.9)
Over provision in prior years	過往年度超額撥備	(1.2)	(1.2)
Others	其他	-	2.3
Taxation for the year	本年度稅項	<b>102.2</b>	331.6

Deferred tax of HK\$5.0 million arising from the revaluation gain on properties transferred from self-owned properties to investment properties was recognised in other comprehensive income during the year (2014: Nil).

年內，從自用物業轉撥至投資物業所產生的重估收益而引致的5.0百萬港元遞延稅項於其他全面收益中確認(二零一四年：無)。

for the year ended 31st December, 2015

截至二零一五年十二月三十一日止年度

## 15. DISCONTINUED OPERATIONS

## 15. 已終止經營業務

On 2nd June, 2015, SHK completed the disposal of 70% interest in SHKFGL. SHKFGL and its subsidiaries carry out businesses in provision of wealth management and brokerage services and corporate finance services. The proceeds on disposal of HK\$4,095.0 million were received in cash. Upon the disposal, the fair value of the remaining 30% interest in SHKFGL on the disposal date of HK\$1,644.0 million was classified as an interest in associate and the amounts due from the subsidiaries of SHKFGL were classified as amounts due from associates. Such amounts included a 1-year shareholder loan of HK\$1,061.6 million (interest at 6% per annum for the first 6 months and 8% per annum thereafter) advanced by the Group to a subsidiary of SHKFGL. The loan was guaranteed by the controlling shareholder of SHKFGL and a subsidiary of SHKFGL and was secured by a share charge over the shares of SHKFGL owned by the controlling shareholder after the disposal. The loan was fully repaid in October 2015.

The profit from discontinued operations (the consolidated profit of SHKFGL up to the date of the disposal and the profit on disposal of SHKFGL) is analysed as follows. The comparative figures in the consolidated statement of profit or loss have been restated to represent those operations that have been discontinued in the current year as discontinued operations.

於二零一五年六月二日，新鴻基完成出售新鴻基金融集團之70%股權。新鴻基金融集團及其附屬公司經營提供財富管理及經紀服務以及企業融資服務之業務，出售代價為4,095.0百萬港元並以現金收取。新鴻基金融集團餘下30%權益於出售日之公平價值1,644.0百萬港元於出售時是分類為於聯營公司之權益。新鴻基金融集團之附屬公司所欠款項亦分類為聯營公司欠款，此等欠款包括由本集團貸予新鴻基金融集團旗下一間附屬公司一項一年期股東貸款1,061.6百萬港元(利息年利率為首六個月6%而其後為8%)。出售後，該貸款由新鴻基金融集團之控股股東及新鴻基金融集團之一間附屬公司擔保，以及控股股東擁有之新鴻基金融集團股票作股份質押。該貸款已於二零一五年十月全數償還。

以下為來自已終止經營業務之溢利(新鴻基金融集團於截至出售日前之綜合溢利以及出售新鴻基金融集團之溢利)之分析。綜合損益表之比較數字經已重列，以代表該等於本年度已終止經營之業務為已終止經營業務。

for the year ended 31st December, 2015

截至二零一五年十二月三十一日止年度

## 15. DISCONTINUED OPERATIONS (CONT'D)

## 15. 已終止經營業務(續)

		2015 二零一五年 HK\$ Million 百萬港元	2014 二零一四年 HK\$ Million 百萬港元
Revenue	收入	603.5	1,073.3
Other income	其他收入	0.3	152.1
<b>Total income</b>	<b>總收入</b>	<b>603.8</b>	1,225.4
Cost of sales and other direct costs	銷售成本及其他直接成本	(8.2)	(25.4)
Brokerage and commission expenses	經紀費及佣金費用	(167.7)	(236.7)
Selling and marketing expenses	銷售及市場推廣費用	(5.5)	(10.8)
Administrative expenses	行政費用	(199.1)	(485.1)
Net gain on financial assets and liabilities	金融資產及負債收益淨額	2.1	2.5
Net exchange (loss) gain	匯兌(虧損)收益淨額	(4.3)	5.8
Bad and doubtful debts	呆壞賬	11.9	(11.1)
Other operating expenses	其他經營費用	(4.1)	(13.1)
Finance costs	融資成本	(4.8)	(7.9)
Share of results of joint ventures	應佔合營公司業績	1.8	4.2
<b>Profit before taxation</b>	<b>除稅前溢利</b>	<b>225.9</b>	447.8
Taxation	稅項	(30.1)	(55.9)
<b>Profit after taxation</b>	<b>除稅後溢利</b>	<b>195.8</b>	391.9
Profit on disposal of SHKFGL	出售新鴻基金金融集團之溢利	3,033.5	-
<b>Profit for the year from discontinued operations</b>	<b>來自已終止經營業務之年度溢利</b>	<b>3,229.3</b>	391.9
Attributable to:	應佔方：		
Owners of the Company	本公司股東	1,324.0	166.8
Non-controlling interests	非控股權益	1,905.3	225.1
		<b>3,229.3</b>	391.9

for the year ended 31st December, 2015

截至二零一五年十二月三十一日止年度

**15. DISCONTINUED OPERATIONS (CONT'D)****15. 已終止經營業務(續)**

The profit on disposal of SHKFGL included HK\$802.4 million attributable to measuring the 30% retained interests in SHKFGL at its fair value at the date when control was lost. The fair value of the 30% retained interests is based on a business valuation report prepared by an independent qualified professional valuer, Norton Appraisals Limited. The valuation used the discounted cash flow approach and is based on certain key assumptions including an average growth rate of 32.4% from 2015 to 2020, a sustainable growth rate of 3%, a non-controlling interest discount of 9% and a discount rate of 13.3%.

出售新鴻基金融集團之溢利包括有802.4百萬港元是來自於失去新鴻基金融集團控制權當天所計量其30%保留權益之公平價值。30%保留權益之公平價值是基於獨立合資格專業估值師普敦國際評估有限公司所編製的業務估值報告，估值以折現現金流方法，是基於若干主要假設，包括於二零一五年至二零二零年的平均增長率32.4%、持續增長率3%、非控股權益折扣率9%及貼現率13.3%。

The cash flows from discontinued operations is analysed as follows:

已終止經營業務之現金流量分析如下：

		2015 二零一五年 HK\$ Million 百萬港元	2014 二零一四年 HK\$ Million 百萬港元
Net cash from operating activities	經營業務所產生之現金淨額	67.0	410.7
Net cash (used in) from investing activities	投資業務(所用)所產生之現金淨額	(9.5)	117.3
Net cash from (used in) financing activities	融資業務所產生(所用)之現金淨額	58.5	(80.0)
Net cash inflows	現金流入淨額	<b>116.0</b>	448.0

for the year ended 31st December, 2015

截至二零一五年十二月三十一日止年度

**15. DISCONTINUED OPERATIONS (CONT'D)**

The consolidated net assets of SHKFGL at the date of disposal were as follows:

**15. 已終止經營業務(續)**

新鴻基金融集團於出售日期之綜合資產淨值如下：

	HK\$ Million 百萬港元
<b>Non-current assets</b>	
Property, plant and equipment	30.0
Intangible assets	87.6
Interest in joint ventures	43.2
Available-for-sale investments	11.9
Statutory deposits	45.3
Deferred tax assets	2.9
Trade and other receivables	7.4
Deposits for acquisition of property, plant and equipment	1.5
	<u>229.8</u>
<b>Current assets</b>	
Financial assets at fair value through profit or loss	0.2
Tax recoverable	2.1
Amounts due from joint ventures	0.3
Amounts due from fellow subsidiaries and a holding company	5.6
Trade and other receivables	6,994.9
Cash and cash equivalents	539.3
	<u>7,542.4</u>
<b>Current liabilities</b>	
Bank borrowings	(58.5)
Trade and other payables	(3,666.4)
Amounts due to fellow subsidiaries and a holding company	(1,155.9)
Provisions	(22.4)
Tax payable	(47.5)
	<u>(4,950.7)</u>
<b>Net current assets</b>	<u>2,591.7</u>
<b>Non-current liabilities</b>	
Deferred tax liabilities	(4.1)
Provisions	(12.0)
	<u>(16.1)</u>
Net assets disposed of	<u><u>2,805.4</u></u>
<b>Net cash inflow arising on disposal</b>	
Cash consideration	4,095.0
Expenses incurred	(12.6)
Cash and cash equivalents disposed of	(539.3)
	<u><u>3,543.1</u></u>

for the year ended 31st December, 2015

截至二零一五年十二月三十一日止年度

**15. DISCONTINUED OPERATIONS (CONT'D)****15. 已終止經營業務(續)**

The profit on disposal of SHKFGL is as follows:

出售新鴻基金金融集團之溢利如下：

		HK\$ Million 百萬港元
Cash consideration received	已收現金代價	4,095.0
Net assets disposed of	已出售資產淨值	(2,805.4)
Retained interest in an associate	於聯營公司之保留權益	1,644.0
Put right for the retained interest in an associate procured on disposal*	於出售中獲得聯營公司保留權益認沽權*	111.0
Call option for club membership procured on disposal	於出售中獲得會所會籍認購期權	9.3
Release of reserves and non-controlling interests on disposal	於出售時撥回儲備及非控股權益	9.1
Transaction costs	交易成本	(29.5)
<b>Profit on disposal of SHKFGL</b>	<b>出售新鴻基金金融集團之溢利</b>	<b>3,033.5</b>

\* The Group may, during the option periods (which are the periods of six months commencing on the third and fifth anniversaries of the completion date) or following the occurrence of certain trigger events, exercise its put right to require the buyer to buy some or all of the shares it holds in SHKFGL at a price per share equal to the consideration per share paid by the buyer for the acquisition of the 70% interest plus a pre-agreed annualised yield of 8.8% compounding less dividends. Further details have been disclosed in the Company's circular dated 27th February, 2015, Company's announcement dated 2nd June, 2015 and note 26. The fair value of the put right at the disposal date is determined by an option model with certain key assumptions including a volatility of 56.0%, risk free rate of 0.6% and equity growth rate of 4.7%.

\* 本集團可於購股權期間(即完成交易後第三週年計及第五週年計六個月期間),或在發生若干觸發事件後行使其認沽權,要求買家購買其於新鴻基金金融集團持有之部分或全部股份,每股股份作價相當於買家就購入70%權益所支付之每股股份代價,另加以複式計算之8.8%預定年息(扣除股息)。進一步詳情已於本公司日期為二零一五年二月二十七日之通函、本公司日期為二零一五年六月二日之公佈及附註26中披露。認沽權於出售日期之公平價值乃以期權模型連同若干主要假設(包括於波幅56.0%、無風險利率0.6%及權益增長率4.7%)而釐定。

Upon the completion of the disposal of 70% interest in SHKFGL, the properties that were rented to the subsidiaries of SHKFGL and classified as property, plant and equipment with carrying amount of HK\$16.2 million before the disposal were transferred to investment properties measured at fair value of HK\$132.5 million as the properties were continued to be rented to the subsidiaries of SHKFGL. The difference of HK\$111.3 million between the carrying amount and the fair value of the properties was recognised in property revaluation reserve, net of deferred tax of HK\$5.0 million.

完成出售新鴻基金金融集團之70%權益後,於出售前租賃予新鴻基金金融集團之附屬公司且分類為物業、廠房及設備(賬面值為16.2百萬港元)之物業因繼續租賃予新鴻基金金融集團之附屬公司已轉撥至投資物業,並按公平價值132.5百萬港元計量,該等物業之賬面值與公平價值之間的差異111.3百萬港元(扣除遞延稅項5.0百萬港元後)已於物業重估儲備確認。

for the year ended 31st December, 2015

## 16. EARNINGS PER SHARE

### From continuing and discontinued operations

The calculation of basic and diluted earnings per share from continuing and discontinued operations is based on the profit attributable to owners of the Company of HK\$2,983.2 million (2014: HK\$1,655.7 million) and on the weighted average number of 182.7 million (2014: 183.5 million) shares in issue during the year.

### From continuing operations

The calculation of basic and diluted earnings per share from continuing operations is based on the profit attributable to owners of the Company from continuing operations of HK\$1,659.2 million (2014: HK\$1,488.9 million) and on the weighted average number of 182.7 million (2014: 183.5 million) shares in issue during the year.

### From discontinued operations

Basic earnings per share from discontinued operations is HK\$7.25 (2014: HK\$0.91) per share which is calculated based on the profit attributable to owners of the Company from discontinued operations of HK\$1,324.0 million (2014: HK\$166.8 million) and the weighted average number of 182.7 million (2014: 183.5 million) shares in issue during the year. Diluted earnings per share from discontinued operations for both years were the same as the basic earnings per share.

截至二零一五年十二月三十一日止年度

## 16. 每股盈利

### 來自持續及已終止經營業務

來自持續及已終止經營業務之每股基本及攤薄盈利乃根據本公司股東應佔溢利2,983.2百萬港元(二零一四年: 1,655.7百萬港元)及年內已發行股份之加權平均數182.7百萬股(二零一四年: 183.5百萬股)計算。

### 來自持續經營業務

來自持續經營業務之每股基本及攤薄盈利乃根據來自持續經營業務之本公司股東應佔溢利1,659.2百萬港元(二零一四年: 1,488.9百萬港元)及年內已發行股份之加權平均數182.7百萬股(二零一四年: 183.5百萬股)計算。

### 來自已終止經營業務

來自已終止經營業務之每股基本盈利為每股7.25港元(二零一四年: 0.91港元)，乃根據來自已終止經營業務之本公司股東應佔溢利1,324.0百萬港元(二零一四年: 166.8百萬港元)，以及本年度已發行股份加權平均數182.7百萬股(二零一四年: 183.5百萬股)計算。該兩個年度來自已終止經營業務之每股攤薄盈利與每股基本盈利相同。



for the year ended 31st December, 2015

截至二零一五年十二月三十一日止年度

## 17. DIVIDEND

## 17. 股息

		2015 二零一五年 HK\$ Million 百萬港元	2014 二零一四年 HK\$ Million 百萬港元
Dividend paid, declared and proposed	已付、已宣派及擬派股息		
Interim dividend paid of HK15 cents (2014: HK15 cents) per share	已付中期股息每股15港 仙(二零一四年： 每股15港仙)	27.5	27.5
Second interim dividend (in lieu of a final dividend) of HK\$1.6 per share declared subsequent to the end of the reporting period (2014: proposed final dividend of HK\$1.5 per share)	於報告期末後宣派第二 次中期股息(代替末期 股息)每股1.6港元(二 零一四年：擬派末期 股息每股1.5港元)	285.2	275.0
		<b>312.7</b>	<b>302.5</b>
Dividend recognised as distribution during the year	年內確認分派之 股息		
2014 final dividend of HK\$1.5 (2014: 2013 final dividend of HK\$1.35) per share	二零一四年末期股息 每股1.5港元 (二零一四年： 二零一三年末期股息 每股1.35港元)	275.0	248.1
2015 interim dividend of HK15 cents (2014: HK15 cents) per share	二零一五年中期股息 每股15港仙 (二零一四年： 每股15港仙)	27.5	27.5
Adjustment to 2013 final dividend	二零一三年末期股息之 調整	-	(0.6)
		<b>302.5</b>	<b>275.0</b>

The amount of the second interim dividend (in lieu of a final dividend) for the year ended 31st December, 2015 has been calculated by reference to 178,248,118 shares in issue at 23rd March, 2016.

截至二零一五年十二月三十一日止年度第二次中期股息(代替末期股息)之數額，乃參照於二零一六年三月二十三日已發行之178,248,118股股份計算。

for the year ended 31st December, 2015

截至二零一五年十二月三十一日止年度

**18. INVESTMENT PROPERTIES****18. 投資物業**

		<b>Hong Kong</b> 香港 HK\$ Million 百萬港元	<b>PRC</b> 中國 HK\$ Million 百萬港元	<b>Total</b> 總計 HK\$ Million 百萬港元
<b>Fair value</b>	<b>公平價值</b>			
At 1st January, 2014	於二零一四年一月一日	6,602.7	141.3	6,744.0
Exchange adjustments	匯兌調整	–	(3.7)	(3.7)
Transferred from properties held for sale	轉撥自待出售物業	40.2	–	40.2
Additions	增加	2.5	33.9	36.4
Transferred to property, plant and equipment (note 19)	轉撥至物業、廠房及設備(附註19)	–	(19.6)	(19.6)
Disposals	出售	(6.0)	–	(6.0)
Increase in fair value recognised in profit or loss	於損益確認之公平價值增加	384.3	3.0	387.3
At 31st December, 2014	於二零一四年十二月三十一日	7,023.7	154.9	7,178.6
Exchange adjustments	匯兌調整	–	(7.7)	(7.7)
Transferred from properties held for sale	轉撥自待出售物業	119.6	–	119.6
Transferred from property, plant and equipment	轉撥自物業、廠房及設備	113.0	19.5	132.5
Additions	增加	6.5	16.9	23.4
Transferred to property, plant and equipment (note 19)	轉撥至物業、廠房及設備(附註19)	–	(17.5)	(17.5)
Disposal of subsidiaries	出售附屬公司	(640.0)	–	(640.0)
Disposals	出售	(6.2)	–	(6.2)
Increase (decrease) in fair value recognised in profit or loss	於損益確認之公平價值增加(減少)	422.8	(7.8)	415.0
At 31st December, 2015	於二零一五年十二月三十一日	7,039.4	158.3	7,197.7
Unrealised gains or losses for the year included in profit or loss For 2015	年內計入損益未變現收益或虧損二零一五年	219.6	(7.8)	211.8
For 2014	二零一四年	384.3	3.0	387.3

**18. INVESTMENT PROPERTIES (CONT'D)**

The fair values of the Group's investment properties on the date of transfer and at the reporting dates have been arrived at on the basis of a valuation carried out at these dates by Norton Appraisals Limited, a firm of independent and qualified professional valuers not connected with the Group.

The fair value was grouped under level 3 and was determined based on the investment approach, where the market rentals of all lettable units of the properties are assessed and discounted at the market yield expected by investors for this type of properties. The market rentals are assessed taking into account the current passing rents and the reversionary income potential of tenancies. For the properties which are currently vacant, the valuation was based on capitalisation of the hypothetical and reasonable market rents with a typical lease term or direct comparison approach. The discount rate is determined by reference to the yields derived from analysing the sales transactions of similar properties in Hong Kong and adjusted to take into account the market expectation from property investors to reflect factors specific to the Group's investment properties.

There has been no change from the valuation technique used in the prior year. In estimating the fair value of the properties, the highest and best use of the properties is their current use.

The following table gives information about how the fair values of these investment properties are determined (in particular, the valuation techniques and inputs used), as well as the fair value hierarchy into which the fair value measurements are categorised (levels 1 to 3) based on the degree to which the inputs to the fair value measurements is observable.

**18. 投資物業(續)**

本集團投資物業於轉讓日期以及於報告日期之公平價值已根據與本集團概無關連的獨立合資格專業估值師普敦國際評估有限公司於該等日期進行之估值釐定。

公平價值乃歸納入在第三級下，並根據投資法釐定，據此，物業的全部可出租單位的市值租金乃作評估，並按投資者對此類物業之市值回報貼現。評估市值租金時，已考慮到現有租金及租約調整收入潛力。就目前空置之物業而言，估值乃根據假設及合理市值租金之市值，連同典型租期，或採用直接比較法作出。貼現率乃參考香港類似物業之銷售交易之分析之結果釐定，並已作調整，以計入物業投資者之市場預期，反映本集團投資物業特有之因素。

過往年度採用的估值技術並無變動。在估計物業公平價值時，物業的最大及最佳用途為其現有用途。

下表提供有關根據公平價值計量的輸入數據的可觀察程度如何釐定該等投資物業的公平價值(特別是所用的估值技術及輸入數據)，以及公平價值計量所劃分之公平價值等級(第一至第三級)的資料。

for the year ended 31st December, 2015

截至二零一五年十二月三十一日止年度

## 18. INVESTMENT PROPERTIES (CONT'D)

## 18. 投資物業(續)

Investment properties held by the Group in the consolidated statement of financial position 於綜合財務狀況表之本集團所持投資物業	Fair value hierarchy 公平價值等級	Valuation technique(s) and key input(s) 估值技術及主要輸入數據	Significant unobservable input(s) 重大不可觀察輸入數據	Relationship of unobservable inputs to fair value (Note) 不可觀察輸入數據與公平價值之關係(註解)
Residential properties located in Hong Kong 位於香港之住宅物業	Level 3 第三級	Investment Approach 投資法		
		The key inputs are 主要輸入數據		
		(1) Term yield 年期收益率	Term yield, taking into account of yield generated by market average selling price and the market average rental from comparable properties and adjustment to reflect the conditions of the building, of 1.5% to 3% (2014: 1.5% to 3.5%). 年期收益率為1.5%至3%(二零一四年: 1.5%至3.5%), 經考慮可資比較物業之市場平均售價及市場平均租金產生之收益率並作出調整以反映樓宇狀況。	The higher the term yield, the lower the fair value. 年期收益率越高, 公平價值越低。
		(2) Reversionary yield 復歸收益率	Reversionary yield, taking into account of yield generated by market average selling price and the market average rental from comparable properties and adjustment to reflect the risk associated with the future rental, of 2% to 3.25% (2014: 2% to 4%). 復歸收益率為2%至3.25%(二零一四年: 2%至4%), 經考慮可資比較物業之市場平均售價及市場平均租金產生之收益率並作出調整以反映未來租金之相關風險。	The higher the reversionary yield, the lower the fair value. 復歸收益率越高, 公平價值越低。
		(3) Monthly term rental 每月租金	Monthly term rental for each unit is derived from the average of the rental as stated in the existing rental agreements with an average of HK\$20 to HK\$45 (2014: HK\$19 to HK\$54)/sq.ft./month. 各單位之每月租金按現有租約所列之租金介乎每月每平方呎20港元至45港元(二零一四年: 19港元至54港元)之平均數計算得出。	The higher the monthly term rental, the higher the fair value. 每月租金越高, 公平價值越高。
		(4) Reversionary rental 復歸租金	Reversionary rental for each unit is compared with direct market comparables and taking into account of location and other individual factor, the range of average reversionary rental is from HK\$19 to HK\$54 (2014: HK\$19 to HK\$54)/sq.ft./month. 各單位之復歸租金與直接市場可資比較租金相比, 並經考慮物業地點及其他個別因素, 復歸租金之平均範圍介乎每月每平方呎19港元至54港元(二零一四年: 19港元至54港元)。	The higher the reversionary rental, the higher the fair value. 復歸租金越高, 公平價值越高。

for the year ended 31st December, 2015

截至二零一五年十二月三十一日止年度

## 18. INVESTMENT PROPERTIES (CONT'D)

## 18. 投資物業(續)

Investment properties held by the Group in the consolidated statement of financial position 於綜合財務狀況表之本集團所持投資物業	Fair value hierarchy 公平價值等級	Valuation technique(s) and key input(s) 估值技術及主要輸入數據	Significant unobservable input(s) 重大不可觀察輸入數據	Relationship of unobservable inputs to fair value (Note) 不可觀察輸入數據與公平價值之關係(註解)
Car parking spaces located in Hong Kong 位於香港之車位	Level 3 第三級	Investment Approach 投資法  The key inputs are 主要輸入數據		
		(1) Reversionary yield 復歸收益率	Reversionary yield, taking into account of yield generated by market average selling price and the market average rental from comparable properties and adjustment to reflect the risk associated with the future rental of 6% (2014: 6%). 復歸收益率為6%(二零一四年: 6%)，經考慮可資比較物業之市場平均售價及市場平均租金產生之收益率並作出調整以反映未來租金之相關風險。	The higher the reversionary yield, the lower the fair value. 復歸收益率越高，公平價值越低。
		(2) Reversionary rental 復歸租金	Reversionary rental for each unit is compared with direct market comparables and taking into account of location and other individual factor, the average reversionary rental is HK\$1,860 (2014: HK\$1,850)/unit/month. 各單位之復歸租金與直接市場可資比較租金相比，並經考慮物業地點及其他個別因素，平均復歸租金為每月每單位1,860港元(二零一四年: 1,850港元)。	The higher the reversionary rental, the higher the fair value. 復歸租金越高，公平價值越高。

for the year ended 31st December, 2015

截至二零一五年十二月三十一日止年度

## 18. INVESTMENT PROPERTIES (CONT'D)

## 18. 投資物業(續)

Investment properties held by the Group in the consolidated statement of financial position 於綜合財務狀況表之本集團所持投資物業	Fair value hierarchy 公平價值等級	Valuation technique(s) and key input(s) 估值技術及主要輸入數據	Significant unobservable input(s) 重大不可觀察輸入數據	Relationship of unobservable inputs to fair value (Note) 不可觀察輸入數據與公平價值之關係(註解)
Commercial properties located in Hong Kong 位於香港之商業物業	Level 3 第三級	Investment Approach 投資法  The key inputs are 主要輸入數據		
		(1) Term yield 年期收益率	Term yield, taking into account of yield generated by market average selling price and the market average rental from comparable properties and adjustment to reflect the conditions of the building, of 2.25% to 4.25% (2014: 2.25% to 4.25%). 年期收益率為2.25%至4.25%(二零一四年: 2.25%至4.25%), 經考慮可資比較物業之市場平均售價及市場平均租金產生之收益率並作出調整以反映樓宇狀況。	The higher the term yield, the lower the fair value. 年期收益率越高, 公平價值越低。
		(2) Reversionary yield 復歸收益率	Reversionary yield, taking into account of yield generated by market average selling price and the market average rental from comparable properties and adjustment to reflect the risk associated with the future rental, of 2.75% to 4.75% (2014: 2.75% to 4.75%). 復歸收益率為2.75%至4.75%(二零一四年: 2.75%至4.75%), 經考慮可資比較物業之市場平均售價及市場平均租金產生之收益率並作出調整以反映未來租金之相關風險。	The higher the reversionary yield, the lower the fair value. 復歸收益率越高, 公平價值越低。
		(3) Monthly term rental 每月租金	Monthly term rental for each unit is derived from the average of the rental as stated in the existing rental agreements with an average of HK\$31 to HK\$64 (2014: HK\$30 to HK\$65)/sq.ft./month. 各單位之每月租金按現有租約所列之租金介乎每月每平方呎31港元至64港元(二零一四年: 30港元至65港元)之平均數計算得出。	The higher the monthly term rental, the higher the fair value. 每月租金越高, 公平價值越高。
		(4) Reversionary rental 復歸租金	Reversionary rental for each unit is compared with direct market comparables and taking into account of location and other individual factor, the range of average reversionary rental is from HK\$32 to HK\$71 (2014: HK\$31 to HK\$65)/sq.ft./month. 各單位之復歸租金與直接市場可資比較租金相比, 並經考慮物業地點及其他個別因素, 復歸租金之平均範圍介乎每月每平方呎32港元至71港元(二零一四年: 31港元至65港元)。	The higher the reversionary rental, the higher the fair value. 復歸租金越高, 公平價值越高。

for the year ended 31st December, 2015

截至二零一五年十二月三十一日止年度

## 18. INVESTMENT PROPERTIES (CONT'D)

## 18. 投資物業(續)

Investment properties held by the Group in the consolidated statement of financial position 於綜合財務狀況表之本集團所持投資物業	Fair value hierarchy 公平價值等級	Valuation technique(s) and key input(s) 估值技術及主要輸入數據	Significant unobservable input(s) 重大不可觀察輸入數據	Relationship of unobservable inputs to fair value (Note) 不可觀察輸入數據與公平價值之關係(註解)
Godown located in Hong Kong 位於香港之貨倉	Level 3 第三級	Investment Approach 投資法  The key inputs are 主要輸入數據		
		(1) Term yield 年期收益率	Term yield, taking into account of yield generated by market average selling price and the market average rental from comparable properties and adjustment to reflect the conditions of the building, of 3.25% (2014: 3.25%). 年期收益率為3.25%(二零一四年: 3.25%), 經考慮可資比較物業之市場平均售價及市場平均租金產生之收益率並作出調整以反映樓宇狀況。	The higher the term yield, the lower the fair value. 年期收益率越高, 公平價值越低。
		(2) Reversionary yield 復歸收益率	Reversionary yield, taking into account of yield generated by market average selling price and the market average rental from comparable properties and adjustment to reflect the risk associated with the future rental, of 3.75% (2014: 3.75%). 復歸收益率為3.75%(二零一四年: 3.75%), 經考慮可資比較物業之市場平均售價及市場平均租金產生之收益率並作出調整以反映未來租金之相關風險。	The higher the reversionary yield, the lower the fair value. 復歸收益率越高, 公平價值越低。
		(3) Monthly term rental 每月租金	Monthly term rental for each unit is derived from the average of the rental as stated in the existing rental agreements with an average of HK\$7 (2014: HK\$4.4)/sq.ft./month. 各單位之每月租金按現有租約所列之平均租金每月每平方呎7港元(二零一四年: 4.4港元)計算得出。	The higher the monthly term rental, the higher the fair value. 每月租金越高, 公平價值越高。
		(4) Reversionary rental 復歸租金	Reversionary rental for each unit is compared with direct market comparables and taking into account of location and other individual factor, the average reversionary rental is HK\$6.1 (2014: HK\$5.3)/sq.ft./month. 各單位之復歸租金與直接市場可資比較租金相比, 並經考慮物業地點及其他個別因素, 復歸租金之平均每月每平方呎為6.1港元(二零一四年: 5.3港元)。	The higher the reversionary rental, the higher the fair value. 復歸租金越高, 公平價值越高。

for the year ended 31st December, 2015

截至二零一五年十二月三十一日止年度

## 18. INVESTMENT PROPERTIES (CONT'D)

## 18. 投資物業(續)

Investment properties held by the Group in the consolidated statement of financial position 於綜合財務狀況表之本集團所持投資物業	Fair value hierarchy 公平價值等級	Valuation technique(s) and key input(s) 估值技術及主要輸入數據	Significant unobservable input(s) 重大不可觀察輸入數據	Relationship of unobservable inputs to fair value (Note) 不可觀察輸入數據與公平價值之關係(註解)
Commercial properties located in PRC 位於中國之商業物業	Level 3 第三級	Investment Approach 投資法  The key inputs are 主要輸入數據		
		(1) Term yield 年期收益率	Term yield, taking into account of yield generated by market average selling price and the market average rental from comparable properties and adjustment to reflect the conditions of the building, of 4.75% to 6% (2014: 4.75% to 6%). 年期收益率為4.75%至6%(二零一四年: 4.75%至6%), 經考慮可資比較物業之市場平均售價及市場平均租金產生之收益率並作出調整以反映樓宇狀況。	The higher the term yield, the lower the fair value. 年期收益率越高, 公平價值越低。
		(2) Reversionary yield 復歸收益率	Reversionary yield, taking into account of yield generated by market average selling price and the market average rental from comparable properties and adjustment to reflect the risk associated with the future rental, of 5.25% to 6.75% (2014: 5% to 6.75%). 復歸收益率為5.25%至6.75%(二零一四年: 5%至6.75%), 經考慮可資比較物業之市場平均售價及市場平均租金產生之收益率並作出調整以反映未來租金之相關風險。	The higher the reversionary yield, the lower the fair value. 復歸收益率越高, 公平價值越低。
		(3) Monthly term rental 每月租金	Monthly term rental for each unit is derived from the average of the rental as stated in the existing rental agreements with an average of RMB86 to RMB225 (2014: RMB89 to RMB228)/sq.m./month. 各單位之每月租金按現有租約所列之租金介乎每月每平方米人民幣86元至人民幣225元(二零一四年: 人民幣89元至人民幣228元)之平均數計算得出。	The higher the monthly term rental, the higher the fair value. 每月租金越高, 公平價值越高。
		(4) Reversionary rental 復歸租金	Reversionary rental for each unit is compared with direct market comparables and taking into account of location and other individual factor, the range of average reversionary rental is from RMB94 to RMB210 (2014: RMB95 to RMB225)/sq.m./month. 各單位之復歸租金與直接市場可資比較租金相比, 並經考慮物業地點及其他個別因素, 復歸租金之平均範圍介乎每月每平方米人民幣94元至人民幣210元(二零一四年: 人民幣95元至人民幣225元)。	The higher the reversionary rental, the higher the fair value. 復歸租金越高, 公平價值越高。



for the year ended 31st December, 2015

截至二零一五年十二月三十一日止年度

## 18. INVESTMENT PROPERTIES (CONT'D)

## 18. 投資物業(續)

Investment properties held by the Group in the consolidated statement of financial position 於綜合財務狀況表之本集團所持投資物業	Fair value hierarchy 公平價值等級	Valuation technique(s) and key input(s) 估值技術及主要輸入數據	Significant unobservable input(s) 重大不可觀察輸入數據	Relationship of unobservable inputs to fair value (Note) 不可觀察輸入數據與公平價值之關係(註解)
Industrial properties located in PRC 位於中國之工業物業	Level 3 第三級	Investment Approach 投資法  The key inputs are 主要輸入數據		
		(1) Term yield 年期收益率	Term yield, taking into account of yield generated by market average selling price and the market average rental from comparable properties and adjustment to reflect the conditions of the building, of 4.25% to 6.75% (2014: 4.5% to 6.5%). 年期收益率為4.25%至6.75%(二零一四年: 4.5%至6.5%), 經考慮可資比較物業之市場平均售價及市場平均租金產生之收益率並作出調整以反映樓宇狀況。	The higher the term yield, the lower the fair value. 年期收益率越高, 公平價值越低。
		(2) Reversionary yield 復歸收益率	Reversionary yield, taking into account of yield generated by market average selling price and the market average rental from comparable properties and adjustment to reflect the risk associated with the future rental, of 4.75% to 6% (2014: 5% to 6%). 復歸收益率為4.75%至6%(二零一四年: 5%至6%), 經考慮可資比較物業之市場平均售價及市場平均租金產生之收益率並作出調整以反映未來租金之相關風險。	The higher the reversionary yield, the lower the fair value. 復歸收益率越高, 公平價值越低。
		(3) Monthly term rental 每月租金	Monthly term rental for each unit is derived from the average of the rental as stated in the existing rental agreements with an average of RMBnil (2014: RMB130)/sq.m./month. 各單位之每月租金按現有租約所列之租金介乎每月平均每平方米人民幣零元(二零一四年: 人民幣130元)之平均數計算得出。	The higher the monthly term rental, the higher the fair value. 每月租金越高, 公平價值越高。
		(4) Reversionary rental 復歸租金	Reversionary rental for each unit is compared with direct market comparables and taking into account of location and other individual factor, the average reversionary rental is RMB27 to RMB45 (2014: RMB46 to RMB132)/sq.m./month. 各單位之復歸租金與直接市場可資比較租金相比, 並經考慮物業地點及其他個別因素, 復歸租金之平均每月每平方米為人民幣27元至人民幣45元(二零一四年: 人民幣46元至人民幣132元)。	The higher the reversionary rental, the higher the fair value. 復歸租金越高, 公平價值越高。

for the year ended 31st December, 2015

## 18. INVESTMENT PROPERTIES (CONT'D)

Note: Except for an investment property with carrying value of HK\$85.0 million (2014: HK\$92.0 million), there is no indication that any slight change in the unobservable input would result in a significantly higher or lower fair value measurement.

There were no transfers into or out of level 3 during both years.

At the end of the reporting period, the carrying value of investment properties pledged as security of the Group's bank and other borrowings amounted to HK\$6,087.5 million (2014: HK\$4,685.6 million).

Details of the Group's investment properties and other assets being pledged to secure loans and general banking facilities are set out in note 47.

截至二零一五年十二月三十一日止年度

## 18. 投資物業(續)

註解：除一項賬面值為85.0百萬港元(二零一四年：92.0百萬港元)之投資物業外，概無跡象顯示不可觀察輸入數據的任何較微變動將導致公平價值計量大幅增加或減少。

兩年內，並無轉入或轉出第三級。

於報告期末，本集團就銀行及其他借貸而抵押之投資物業之賬面值為6,087.5百萬港元(二零一四年：4,685.6百萬港元)。

本集團就貸款及一般銀行信貸而抵押之投資物業及其他資產之詳情載於附註47。

for the year ended 31st December, 2015

截至二零一五年十二月三十一日止年度

## 19. PROPERTY, PLANT AND EQUIPMENT

## 19. 物業、廠房及設備

		Hotel property 酒店物業 HK\$ Million 百萬港元	Leasehold land and buildings 租賃土地 及樓宇 HK\$ Million 百萬港元	Leasehold improvements 租賃樓宇裝修 HK\$ Million 百萬港元	Furniture, fixtures and equipment 傢俱、 裝置及設備 HK\$ Million 百萬港元	Motor vehicles and vessels 汽車及汽船 HK\$ Million 百萬港元	Total 總計 HK\$ Million 百萬港元
<b>Cost</b>	<b>成本</b>						
At 1st January, 2014	於二零一四年一月一日	608.5	444.5	152.1	324.2	41.9	1,571.2
Exchange adjustments	匯兌調整	-	(4.3)	(2.4)	(1.4)	-	(8.1)
Additions	增加	-	105.7	39.5	43.6	47.2	236.0
Transferred from investment properties (note 18)	轉撥自投資物業 (附註18)	-	19.6	-	-	-	19.6
Disposals/write off	出售/撇銷	-	(2.9)	(3.6)	(9.3)	(2.1)	(17.9)
At 31st December, 2014	於二零一四年 十二月三十一日	608.5	562.6	185.6	357.1	87.0	1,800.8
Exchange adjustments	匯兌調整	-	(15.1)	(6.5)	(3.5)	-	(25.1)
Additions	增加	-	74.3	40.1	36.3	6.5	157.2
Transferred from investment properties (note 18)	轉撥自投資物業 (附註18)	-	17.5	-	-	-	17.5
Transferred to investment properties	轉撥至投資 物業	-	(22.0)	-	-	-	(22.0)
Disposal of subsidiaries	出售附屬公司	-	-	(41.3)	(165.4)	(3.1)	(209.8)
Disposals/write off	出售/撇銷	-	-	(7.7)	(10.0)	(4.7)	(22.4)
At 31st December, 2015	於二零一五年十二月 三十一日	608.5	617.3	170.2	214.5	85.7	1,696.2
<b>Accumulated depreciation and impairment</b>	<b>累計折舊及 減值</b>						
At 1st January, 2014	於二零一四年一月一日	278.6	39.2	88.5	201.3	31.5	639.1
Exchange adjustments	匯兌調整	-	(0.3)	(1.4)	(0.6)	-	(2.3)
Provided for the year	本年度撥備	6.6	12.2	29.1	37.3	7.5	92.7
Impairment loss reversed	撥回減值虧損	(10.5)	-	-	-	-	(10.5)
Eliminated on disposals/write-off	於出售/撇銷時對銷	-	(2.9)	(3.2)	(8.0)	(2.0)	(16.1)
At 31st December, 2014	於二零一四年 十二月三十一日	274.7	48.2	113.0	230.0	37.0	702.9
Exchange adjustments	匯兌調整	-	(0.9)	(3.8)	(1.6)	0.1	(6.2)
Provided for the year	本年度撥備	6.9	16.3	30.7	29.6	7.5	91.0
Transferred to investment properties	轉撥至投資 物業	-	(10.2)	-	-	-	(10.2)
Impairment loss reversed	撥回減值虧損	(17.0)	-	-	-	-	(17.0)
Eliminated on disposal of subsidiaries	於出售附屬公司時 對銷	-	-	(33.1)	(144.9)	(1.8)	(179.8)
Eliminated on disposals/write-off	於出售/撇銷時對銷	-	-	(4.9)	(8.5)	(4.1)	(17.5)
At 31st December, 2015	於二零一五年 十二月三十一日	264.6	53.4	101.9	104.6	38.7	563.2
<b>Carrying amounts</b>	<b>賬面值</b>						
At 31st December, 2015	於二零一五年 十二月三十一日	343.9	563.9	68.3	109.9	47.0	1,133.0
At 31st December, 2014	於二零一四年 十二月三十一日	333.8	514.4	72.6	127.1	50.0	1,097.9

for the year ended 31st December, 2015

**19. PROPERTY, PLANT AND EQUIPMENT (CONT'D)**

The carrying amounts of hotel property and leasehold land and buildings shown above comprise:

Properties in Hong Kong	於香港之物業
Properties outside Hong Kong	香港境外之物業

At the end of reporting period, hotel property with carrying value of HK\$nil (2014: HK\$333.8 million) and leasehold land and buildings with carrying value of HK\$22.2 million (2014: HK\$18.3 million) were pledged as security of the Group's bank and other borrowings.

**20. PREPAID LAND LEASE PAYMENTS**

The Group's prepaid land lease payments comprise:

Leasehold land outside Hong Kong	香港境外之租賃土地
----------------------------------	-----------

Analysed for reporting purposes as:	為呈報目的所作之分析：
Non-current assets	非流動資產
Current assets	流動資產

**21. GOODWILL**

<b>Cost</b>	<b>成本</b>
At 1st January	於一月一日
Released on disposal of a subsidiary	出售一間附屬公司時撥回
At 31st December	於十二月三十一日

截至二零一五年十二月三十一日止年度

**19. 物業、廠房及設備(續)**

上述酒店物業及租賃土地及樓宇之賬面值包括：

	2015 二零一五年 HK\$ Million 百萬港元	2014 二零一四年 HK\$ Million 百萬港元
Properties in Hong Kong	590.9	596.9
Properties outside Hong Kong	316.9	251.3
	<b>907.8</b>	<b>848.2</b>

於報告期末，本集團就銀行及其他借貸而抵押賬面值為零港元(二零一四年：333.8百萬港元)之酒店物業及賬面值為22.2百萬港元(二零一四年：18.3百萬港元)之租賃土地及樓宇。

**20. 預繳地價**

本集團之預繳地價包括：

	2015 二零一五年 HK\$ Million 百萬港元	2014 二零一四年 HK\$ Million 百萬港元
Leasehold land outside Hong Kong	4.7	9.6
Analysed for reporting purposes as:		
Non-current assets	4.6	9.3
Current assets	0.1	0.3
	<b>4.7</b>	<b>9.6</b>

**21. 商譽**

	2015 二零一五年 HK\$ Million 百萬港元	2014 二零一四年 HK\$ Million 百萬港元
Cost		
At 1st January	125.6	125.6
Released on disposal of a subsidiary	(1.3)	–
At 31st December	<b>124.3</b>	<b>125.6</b>

for the year ended 31st December, 2015

截至二零一五年十二月三十一日止年度

## 22. INTANGIBLE ASSETS

## 22. 無形資產

		Computer software 電腦軟件		Exchange participation rights	Club memberships	Total 總計
		Acquired 購入	Internally developed 內部開發	交易所 參與權	會所會籍	
		HK\$ Million 百萬港元	HK\$ Million 百萬港元	HK\$ Million 百萬港元	HK\$ Million 百萬港元	HK\$ Million 百萬港元
<b>Cost</b>	<b>成本</b>					
At 1st January, 2014	於二零一四年一月一日	125.0	97.0	2.3	11.2	235.5
Exchange adjustments	匯兌調整	(0.1)	-	-	-	(0.1)
Additions	增加	18.4	16.5	-	-	34.9
Disposals/write-off	出售/撇銷	(3.3)	(11.6)	-	-	(14.9)
At 31st December, 2014	於二零一四年十二月三十一日	140.0	101.9	2.3	11.2	255.4
Exchange adjustments	匯兌調整	(0.4)	-	-	-	(0.4)
Additions	增加	1.4	6.6	-	-	8.0
Disposal of subsidiaries	出售附屬公司	(128.2)	(108.5)	(2.3)	(2.8)	(241.8)
At 31st December, 2015	於二零一五年十二月三十一日	12.8	-	-	8.4	21.2
<b>Accumulated amortisation and impairment</b>	<b>累計攤銷及減值</b>					
At 1st January, 2014	於二零一四年一月一日	91.2	34.9	1.0	1.1	128.2
Amortisation charged for the year	本年度已扣除之攤銷	9.8	17.2	-	-	27.0
Impairment loss	減值虧損	0.4	-	-	-	0.4
Eliminated on disposals/write-off	於出售/撇銷時對銷	(2.4)	(8.4)	-	-	(10.8)
At 31st December, 2014	於二零一四年十二月三十一日	99.0	43.7	1.0	1.1	144.8
Amortisation charged for the year	本年度已扣除之攤銷	4.1	7.8	-	-	11.9
Eliminated on disposal of subsidiaries	出售附屬公司時對銷	(101.5)	(51.5)	(1.0)	(0.2)	(154.2)
At 31st December, 2015	於二零一五年十二月三十一日	1.6	-	-	0.9	2.5
<b>Carrying amounts</b>	<b>賬面值</b>					
At 31st December, 2015	於二零一五年十二月三十一日	11.2	-	-	7.5	18.7
At 31st December, 2014	於二零一四年十二月三十一日	41.0	58.2	1.3	10.1	110.6

Other than the club memberships and exchange participation rights, which have indefinite useful lives, the intangible assets are amortised on a straight-line basis over the following periods:

除會所會籍及交易所參與權無固定使用年期外，無形資產於下列期間按直線法攤銷：

Acquired computer software	3-5 years	購入電腦軟件	3至5年
Internally developed computer software	5-10 years	內部開發電腦軟件	5至10年

for the year ended 31st December, 2015

### 23. IMPAIRMENT TESTING ON GOODWILL

For impairment testing, goodwill at 31st December, 2015 were allocated to the following cash generating units.

Consumer finance segment	私人財務分部
UAF	亞洲聯合財務
SHK Finance Limited	新鴻基財務有限公司
Investment and finance segment	投資及金融分部
SHK	新鴻基
SHK Hong Kong Industries Limited	新工投資有限公司
Yu Ming Investment Management Limited	禹銘投資管理有限公司
Hua Yu Investment Management Limited	華禹投資管理有限公司

The recoverable amounts of the UAF and SHK Finance Limited under the consumer finance segment, SHK, SHK Hong Kong Industries Limited and Yu Ming Investment Management Limited under the investment and finance segment have been determined based on a value-in-use calculation. The calculation uses cash flow projection based on respective financial budgets approved by respective management covering a 1-year period at a discount rate of 11.0% (2014: 11.0%). The recoverable amounts of UAF, SHK Finance Limited, SHK, SHK Hong Kong Industries Limited and Yu Ming Investment Management Limited were determined to be in excess of its net carrying amounts.

Management believes that possible changes in any of the above assumptions would not cause the carrying amounts to exceed their recoverable amounts.

截至二零一五年十二月三十一日止年度

### 23. 商譽之減值測試

為進行減值測試，於二零一五年十二月三十一日之商譽乃分配至以下現金產生單位。

		Goodwill 商譽	
		2015 二零一五年 HK\$ Million 百萬港元	2014 二零一四年 HK\$ Million 百萬港元
		<b>5.9</b>	5.9
		<b>2.7</b>	2.7
		<b>8.6</b>	8.6
		<b>104.9</b>	104.9
		<b>9.6</b>	9.6
		<b>1.2</b>	1.2
		<b>-</b>	1.3
		<b>115.7</b>	117.0
		<b>124.3</b>	125.6

於私人財務分部的亞洲聯合財務及新鴻基財務有限公司與及於投資及金融分部的新鴻基、新工投資有限公司及禹銘投資管理有限公司的可收回金額均根據使用價值釐定。該計算方法使用以各管理層批准的一年期財政預算按折現率11.0% (二零一四年：11.0%) 折讓為基準的現金流量預測。亞洲聯合財務、新鴻基財務有限公司、新鴻基、新工投資有限公司及禹銘投資管理有限公司的可收回金額經確定為超過其各自之賬面淨值。

管理層相信，上述任何假設可能出現的改變不會使賬面值超出可收回金額。

for the year ended 31st December, 2015

截至二零一五年十二月三十一日止年度

## 24. INTERESTS IN ASSOCIATES

## 24. 於聯營公司之權益

		2015 二零一五年 HK\$ Million 百萬港元	2014 二零一四年 HK\$ Million 百萬港元
Listed securities (Note (i))	上市證券(註解(i))	7,788.5	6,928.6
Unlisted shares (Note (ii))	非上市股份(註解(ii))	1,236.7	44.4
		<b>9,025.2</b>	<b>6,973.0</b>
		2015 二零一五年 HK\$ Million 百萬港元	2014 二零一四年 HK\$ Million 百萬港元
Note (i):	註解(i):		
Listed securities	上市證券		
Cost of investment	投資成本	3,441.2	3,441.2
Share of post-acquisition reserves	應佔收購後儲備	4,356.1	3,513.2
Less: impairment	減: 減值	(8.8)	(25.8)
		7,788.5	6,928.6
Fair value of listed securities, at quoted price	上市證券公平價值, 按報價	3,316.1	3,638.8

Management has reviewed the shortfall between the carrying amount of a Hong Kong listed associate and the fair value of the associate at the end of the reporting period. The management considers that the value in use based on discounted future cash flows of the associate is higher than the carrying amount and the fair value of the associate, hence, no impairment needs to be recognised.

管理層已審閱一間於香港上市聯營公司的賬面值與其於報告期末的公平價值之間的差額。管理層認為, 按照聯營公司之折現未來現金流計算的使用價值較該聯營公司之賬面值及公平價值為高。因此, 毋須確認減值。

		2015 二零一五年 HK\$ Million 百萬港元	2014 二零一四年 HK\$ Million 百萬港元
Note (ii):	註解(ii):		
Unlisted shares	非上市股份		
Cost of investment	投資成本	1,769.8	42.2
Share of post-acquisition reserves	應佔收購後儲備	22.9	19.5
		1,792.7	61.7
Less: impairment	減: 減值	(556.0)	(17.3)
		1,236.7	44.4

Particulars of the Group's principal associates at 31st December, 2015 are set out in note 54.

本集團於二零一五年十二月三十一日之主要聯營公司詳情載於附註54。

for the year ended 31st December, 2015

**24. INTERESTS IN ASSOCIATES (CONT'D)****Summarised consolidated financial information of material associates**

The summarised consolidated financial information of the Group's material associates, TACI and SHKFGL, is set out below.

*(i) TACI*

The summarised consolidated financial information below represents amounts shown in TACI's consolidated financial statements prepared in accordance with HKFRSs. The results, assets and liabilities of TACI are accounted for using the equity method in these consolidated financial statements (Note).

Current assets	流動資產
Non-current assets	非流動資產
Current liabilities	流動負債
Non-current liabilities	非流動負債

Revenue from continuing operations	來自持續經營業務之收入
Gain on disposal of subsidiaries	出售附屬公司之收益
Profit for the year from continuing operations	來自持續經營業務之年度溢利
Profit for the year from discontinued operations	來自已終止經營業務之年度溢利
Other comprehensive (expenses) income for the year	本年度其他全面(費用)收益
Total comprehensive income for the year	本年度全面收益總額
Dividends received from TACI during the year	本年度收取天安的股息

截至二零一五年十二月三十一日止年度

**24. 於聯營公司之權益(續)****重大聯營公司之綜合財務資料概述**

本集團重大聯營公司天安及新鴻基金集團之綜合財務資料概要載列於下文。

*(i) 天安*

下文之綜合財務資料概要代表於天安的綜合財務報表(根據香港財務報告準則編製)中呈列之金額。天安之業績、資產及負債乃使用權益法於本綜合財務報表中入賬(註解)。

	2015 二零一五年 HK\$ Million 百萬港元	2014 二零一四年 HK\$ Million 百萬港元
Current assets	13,020.2	10,388.5
Non-current assets	18,540.9	18,143.1
Current liabilities	(9,250.3)	(7,858.0)
Non-current liabilities	(5,156.5)	(5,195.8)

	2015 二零一五年 HK\$ Million 百萬港元	2014 二零一四年 HK\$ Million 百萬港元
Revenue from continuing operations	1,029.4	1,031.8
Gain on disposal of subsidiaries	3,102.8	1,229.5
Profit for the year from continuing operations	2,595.5	1,135.7
Profit for the year from discontinued operations	-	120.7
Other comprehensive (expenses) income for the year	(758.4)	194.2
Total comprehensive income for the year	1,837.1	1,450.6
Dividends received from TACI during the year	73.3	47.7



for the year ended 31st December, 2015

截至二零一五年十二月三十一日止年度

**24. INTERESTS IN ASSOCIATES (CONT'D)****24. 於聯營公司之權益(續)****Summarised consolidated financial information of material associates (Cont'd)****重大聯營公司之綜合財務資料概述(續)***(i) TACI (Cont'd)**(i) 天安(續)*

Reconciliation of the above summarised consolidated financial information to the carrying amount of the interest in TACI recognised in the consolidated financial statements:

上述綜合財務資料概要與綜合財務報表中所確認於天安權益之賬面值之對賬：

		2015 二零一五年 HK\$ Million 百萬港元	2014 二零一四年 HK\$ Million 百萬港元
Net assets attributable to owners of TACI	天安股東應佔資產淨值	17,138.3	15,445.2
Proportion of the Group's ownership interest in TACI	本集團於天安之擁有權益比例	48.66%	48.66%
Share of net assets of TACI	應佔天安資產淨值	8,339.5	7,515.6
Goodwill	商譽	1.8	1.8
Adjustment on acquisition of additional interest in TACI	就收購天安額外權益調整	(614.0)	(614.0)
Unrealised profit adjustments	未變現溢利調整	(20.7)	(20.7)
Carrying amount of the Group's interest in TACI	本集團於天安之權益之賬面值	7,706.6	6,882.7

Note: The Group's 48.66% interest in TACI gives the Group 48.66% of the voting rights in TACI. As at 31st December, 2015, the board composition of TACI comprised five executive directors, three non-executive directors and four independent non-executive directors, totalling twelve directors. Of these directors, a non-executive director of TACI is also an executive director of each of the Company and Allied Properties (H.K.) Limited ("APL"), and an executive director of TACI is also an executive director of the Company. China Elite Holdings Limited ("China Elite", a wholly-owned subsidiary of APL that held the 48.66% interest in TACI) has resolved that whilst APL's direct or indirect shareholding in TACI is less than 50%, China Elite will not, without prior public notice required under applicable legislation, exercise its power as a shareholder of TACI to seek to appoint another director to the board of directors of TACI who is or has within the previous twelve months been an employee or a director of China Elite, its holding company or any subsidiary of its holding companies.

註解：本集團於天安之48.66%權益賦予本集團於天安之48.66%投票權。於二零一五年十二月三十一日，天安董事會由五名執行董事、三名非執行董事及四名獨立非執行董事合共十二名董事組成。在該等董事當中，一名天安非執行董事亦為本公司與聯合地產(香港)有限公司(「聯合地產」)各自的執行董事，而天安一名執行董事亦為本公司的執行董事。China Elite Holdings Limited(「China Elite」，聯合地產全資附屬公司，持有天安之48.66%權益)議決，當聯合地產於天安的直接或間接持股權少於50%，則China Elite在未根據適用法例知會公眾前，將不會行使其作為天安股東的權力，尋求委任另一名董事加入天安董事會，而該董事於先前十二個月擔任或曾經擔任China Elite、其控股公司或其控股公司任何附屬公司的僱員或董事。

The Group has considered whether TACI is a subsidiary when preparing its consolidated financial statements for the year ended 31st December, 2015 in view of the provisions of HKFRS 10 Consolidated Financial Statements and has concluded that it does not have unilateral ability to direct the relevant activities of TACI based on the above facts and circumstances, and accordingly, the Group continues to account for its interest in TACI as an associate.

本集團編製其截至二零一五年十二月三十一日止年度之綜合財務報表時已根據香港財務報告準則第10號「綜合財務報表」之條文考慮天安是否屬於附屬公司，並基於上述事實及情況，認為其沒有單方面之能力可指示天安的相關活動，因此，本集團繼續將其於天安之權益作為聯營公司入賬。

The principal activities of TACI are property investment and development in the PRC and are strategic to the Group's activities.

天安之主要業務活動為於中國進行物業投資及開發，對本集團業務有策略性影響。

for the year ended 31st December, 2015

**24. INTERESTS IN ASSOCIATES (CONT'D)****Summarised consolidated financial information of material associates (Cont'd)***(ii) SHKFGL*

On 2nd June, 2015, the Group disposed of 70% interest in SHKFGL and classified the remaining 30% as an associate. Details of the disposal are disclosed in note 15.

SHKFGL is accounted for using the equity method. The summarised consolidated financial information of the financial performance for the year and financial position at the reporting date represents the amounts included in the consolidated financial statements of SHKFGL adjusted by fair value adjustments made at the time of reclassifying SHKFGL from a subsidiary to an associate.

Current assets  
Non-current assets  
Current liabilities  
Non-current liabilities

流動資產  
非流動資產  
流動負債  
非流動負債

Revenue  
Profit from continuing operations  
Post-tax profit from discontinued operations  
Other comprehensive expenses  
Total comprehensive income

收入  
來自持續經營業務之溢利  
來自已終止經營業務之除稅後溢利  
其他全面費用  
全面收益總額

2015  
二零一五年  
HK\$ Million  
百萬港元

6,036.4

879.7

(2,258.0)

(1,221.6)

1,248.3

120.9

92.5

(2.4)

211.0

The reconciliation of the above summarised financial information to the carrying amount of the interest in SHKFGL is as follows:

上述財務資料概要與於新鴻基金集團之權益賬面值之對賬如下：

Adjusted net assets of SHKFGL

新鴻基金集團之經調整資產淨值

2015  
二零一五年  
HK\$ Million  
百萬港元

3,436.5

Group's effective interest

本集團之實際權益

30%

Group's share of adjusted net assets

本集團應佔經調整資產淨值

1,031.0

Goodwill

商譽

607.7

Impairment (note 13)

減值(附註13)

(538.7)

Carrying amount of the Group's interest in SHKFGL

本集團於新鴻基金集團之權益賬面值

1,100.0

截至二零一五年十二月三十一日止年度

**24. 於聯營公司之權益(續)****重大聯營公司之綜合財務資料概述(續)***(ii) 新鴻基金集團*

於二零一五年六月二日，本集團出售新鴻基金集團70%權益，並將餘下30%分類作一間聯營公司處理。出售事項之詳情於附註15披露。

新鴻基金集團使用權益法入賬。綜合財務資料概要為包括在新鴻基金集團綜合財務報表內的全年財務表現及於報告日期之財務狀況，並包括於重新分類新鴻基金集團由附屬公司至聯營公司時所作之公平價值調整。

for the year ended 31st December, 2015

截至二零一五年十二月三十一日止年度

**24. INTERESTS IN ASSOCIATES (CONT'D)****24. 於聯營公司之權益(續)****Aggregate financial information of associates that are not individually material**

The aggregate financial information of associates that are not individually material is set out below.

單獨不屬重大之聯營公司的財務資料總匯

單獨不屬重大之聯營公司的財務資料總匯載列如下：

		2015 二零一五年 HK\$ Million 百萬港元	2014 二零一四年 HK\$ Million 百萬港元
The Group's share of profit (loss) for the year	本集團應佔本年度溢利(虧損)	32.4	(16.6)
The Group's share of other comprehensive (expenses) income for the year	本集團應佔本年度其他全面(費用)收益	(4.6)	2.2
The Group's share of total comprehensive income (expenses) for the year	本集團應佔本年度全面收益(費用)總額	27.8	(14.4)
Aggregate carrying amount of the Group's interests in these associates	本集團於該等聯營公司之權益之賬面總值	<b>218.6</b>	90.3

The Group has unrecognised share of losses of associates as follows:

本集團之未確認應佔聯營公司虧損如下：

		2015 二零一五年 HK\$ Million 百萬港元	2014 二零一四年 HK\$ Million 百萬港元
The unrecognised share of losses for the year	年內未確認應佔虧損	(0.4)	(0.5)
Cumulative share of unrecognised losses	累計應佔未確認虧損	<b>(25.2)</b>	(24.8)

**25. INTERESTS IN JOINT VENTURES****25. 於合營公司之權益**

		2015 二零一五年 HK\$ Million 百萬港元	2014 二零一四年 HK\$ Million 百萬港元
Unlisted shares	非上市股份		
Cost of investment	投資成本	219.0	220.0
Share of post-acquisition reserves	應佔收購後儲備	1,970.8	1,845.9
Less: impairment	減：減值	-	(2.3)
		<b>2,189.8</b>	2,063.6
Elimination of unrealised profit	撇銷未變現溢利	<b>(33.5)</b>	(17.6)
		<b>2,156.3</b>	2,046.0

Particulars of the Group's principal joint ventures at 31st December, 2015 are set out in note 55.

本集團於二零一五年十二月三十一日的主要合營公司詳情載於附註55。

for the year ended 31st December, 2015

**25. INTERESTS IN JOINT VENTURES (CONT'D)****Summarised consolidated financial information of material joint venture**

The summarised consolidated financial information in respect of the Group's material joint venture, Allied Kajima Limited ("AKL"), is set out below. The summarised consolidated financial information represents amount shown in AKL's consolidated financial statements prepared in accordance with HKFRSs. The results, assets and liabilities of AKL are accounted for using the equity method in these consolidated financial statements.

Current assets	流動資產
Non-current assets	非流動資產
Current liabilities	流動負債
Non-current liabilities	非流動負債

The above amounts of these assets include the following:  
Cash and cash equivalents

以上資產款項包括以下項目：  
現金及現金等價物

Revenue	收益
Profit for the year	本年度溢利
Other comprehensive expenses for the year	本年度其他全面費用
Total comprehensive income for the year	本年度全面收益總額

The above profit for the year includes the following:

Depreciation	折舊
Interest income	利息收入
Interest expenses	利息開支
Taxation	稅項

截至二零一五年十二月三十一日止年度

**25. 於合營公司之權益(續)****重大合營公司之綜合財務資料概述**

本集團重大合營公司 Allied Kajima Limited(「AKL」)的綜合財務資料概要載於下文。綜合財務資料概要代表於AKL的綜合財務報表(根據香港財務報告準則編製)中呈列之金額。AKL之業績、資產及負債乃使用權益法於本綜合財務報表中入賬。

	2015 二零一五年 HK\$ Million 百萬港元	2014 二零一四年 HK\$ Million 百萬港元
Current assets	365.5	578.5
Non-current assets	4,495.8	3,778.5
Current liabilities	(324.7)	(299.6)
Non-current liabilities	(573.3)	(329.1)
The above amounts of these assets include the following: Cash and cash equivalents	292.2	335.8

	2015 二零一五年 HK\$ Million 百萬港元	2014 二零一四年 HK\$ Million 百萬港元
Revenue	697.2	712.3
Profit for the year	237.4	277.7
Other comprehensive expenses for the year	(2.4)	(2.0)
Total comprehensive income for the year	235.0	275.7
The above profit for the year includes the following:		
Depreciation	60.2	61.6
Interest income	1.2	1.5
Interest expenses	9.9	8.7
Taxation	28.8	31.6

for the year ended 31st December, 2015

截至二零一五年十二月三十一日止年度

**25. INTERESTS IN JOINT VENTURES (CONT'D)****25. 於合營公司之權益(續)****Summarised consolidated financial information of material joint venture (Cont'd)**

Reconciliation of the above summarised consolidated financial information to the carrying amount of the interest in AKL recognised in the consolidated financial statements:

**重大合營公司之綜合財務資料概述(續)**

上述綜合財務資料概要與綜合財務報表中所確認於AKL權益之賬面值之對賬：

		2015 二零一五年 HK\$ Million 百萬港元	2014 二零一四年 HK\$ Million 百萬港元
Net assets of AKL	AKL之資產淨值	<b>3,963.3</b>	3,728.3
Proportion of the Group's ownership interest in AKL	本集團於AKL之擁有權益比例	<b>50%</b>	50%
Share of net assets of AKL	應佔AKL資產淨值	<b>1,981.6</b>	1,864.1
Goodwill	商譽	<b>0.1</b>	0.1
Unrealised profit adjustments	未變現溢利調整	<b>(33.5)</b>	(17.6)
Carrying amount of the Group's interest in AKL	本集團於AKL權益之賬面值	<b>1,948.2</b>	1,846.6

**Aggregate financial information of joint ventures that are not individually material**

The aggregate financial information of joint ventures that are not individually material is set out below.

**單獨不屬重大之合營公司的財務資料總匯**

單獨不屬重大之合營公司的財務資料總匯載列如下：

		2015 二零一五年 HK\$ Million 百萬港元	2014 二零一四年 HK\$ Million 百萬港元
The Group's share of profit for the year	本集團應佔本年度溢利	<b>37.8</b>	21.5
The Group's share of other comprehensive income (expenses) for the year	本集團應佔本年度其他全面收益(費用)	<b>2.5</b>	(38.3)
The Group's share of total comprehensive income (expenses) for the year	本集團應佔本年度全面收益(費用)總額	<b>40.3</b>	(16.8)

for the year ended 31st December, 2015

**26. FINANCIAL ASSETS AND LIABILITIES**

The following tables provide an analysis of financial assets and liabilities of the Group that are measured at cost less impairment and at fair value subsequent to initial recognition.

截至二零一五年十二月三十一日止年度

**26. 金融資產及負債**

本集團金融資產及負債按成本扣除減值計量及於首次確認後按公平價值計量，其分析載於下表。

		2015 二零一五年				
		Fair value 公平價值			Cost less impairment 成本扣除減值	Total 總計
		Level 1 第一級 HK\$ Million 百萬港元	Level 2 第二級 HK\$ Million 百萬港元	Level 3 第三級 HK\$ Million 百萬港元	HK\$ Million 百萬港元	HK\$ Million 百萬港元
<b>Available-for-sale financial assets</b>	<b>可供出售金融資產</b>					
Equity securities listed in Hong Kong	香港上市之股本證券	91.9	-	-	-	91.9
Unlisted overseas equity securities	非上市海外股本證券	-	80.7	39.7	47.2	167.6
Unlisted overseas investment funds	非上市海外投資基金	-	61.0	-	-	61.0
Other unlisted investment	其他非上市投資	-	-	-	31.0	31.0
Debt securities	債務證券					
Listed in Hong Kong	香港上市	-	17.5	-	-	17.5
Listed outside Hong Kong	香港以外地區上市	-	86.8	-	-	86.8
Unlisted debt securities	非上市債務證券	-	49.2	-	-	49.2
		<b>91.9</b>	<b>295.2</b>	<b>39.7</b>	<b>78.2</b>	<b>505.0</b>
Analysed for reporting purposes as:	為呈報目的分析為：					
Non-current assets	非流動資產					376.0
Current assets	流動資產					129.0
						<b>505.0</b>

for the year ended 31st December, 2015

截至二零一五年十二月三十一日止年度

## 26. FINANCIAL ASSETS AND LIABILITIES (CONT'D)

## 26. 金融資產及負債(續)

		2015 二零一五年				
		Fair value 公平價值			Cost less impairment 成本扣除減值	Total 總計
		Level 1 第一級	Level 2 第二級	Level 3 第三級		
		HK\$ Million 百萬港元	HK\$ Million 百萬港元	HK\$ Million 百萬港元	HK\$ Million 百萬港元	HK\$ Million 百萬港元
<b>Financial assets at fair value through profit or loss</b>	<b>透過損益賬按公平價值處理之金融資產</b>					
Held for trading investments	持作交易投資					
Equity securities listed in Hong Kong	香港上市之股本證券	1,237.7	-	-	-	1,237.7
Equity securities listed outside Hong Kong	香港以外地區上市之股本證券	295.0	-	-	-	295.0
Exchange-traded funds listed in Hong Kong	香港上市之交易所買賣基金	88.0	-	-	-	88.0
Over the counter equity derivatives	場外股本衍生工具	-	-	0.7	-	0.7
Over the counter currency derivatives	場外貨幣衍生工具	-	-	0.1	-	0.1
Forward currency contract	遠期貨幣合約	-	-	6.3	-	6.3
Warrants and options listed outside Hong Kong	香港以外地區上市之認股權證及期權	4.3	-	-	-	4.3
Unlisted overseas options	非上市海外期權	-	-	0.4	-	0.4
Unlisted put right for shares in an associate	非上市之一間聯營公司股份認沽權	-	-	707.0	-	707.0
Unlisted call option for club memberships	非上市之會所會籍認購期權	-	-	9.3	-	9.3
Unlisted call option for shares listed outside Hong Kong	香港以外地區上市股份之非上市認購期權	-	-	25.9	-	25.9
Certificates for difference	差價證書	88.1	-	-	-	88.1
Unlisted bonds issued by listed companies	上市公司發行之非上市債券	-	359.6	-	-	359.6
Listed bonds issued by listed companies	上市公司發行之上市債券	-	488.4	-	-	488.4
		1,713.1	848.0	749.7	-	3,310.8
Investments designated as at fair value through profit or loss	指定為透過損益賬按公平價值處理之投資					
Unlisted convertible preferred shares issued by an unlisted company	一間非上市公司發行之非上市可換股優先股	-	-	267.8	-	267.8
Unlisted convertible bonds issued by an unlisted company	一間非上市公司發行之非上市可換股債券	-	-	778.9	-	778.9
Unlisted overseas investment funds	非上市海外投資基金	-	-	2,286.8	-	2,286.8
		-	-	3,333.5	-	3,333.5
		1,713.1	848.0	4,083.2	-	6,644.3
Analysed for reporting purposes as:	為呈報目的所作之分析:					
Non-current assets	非流動資產					3,484.6
Current assets	流動資產					3,159.7
						6,644.3

for the year ended 31st December, 2015

## 26. FINANCIAL ASSETS AND LIABILITIES (CONT'D)

截至二零一五年十二月三十一日止年度

## 26. 金融資產及負債(續)

		2015 二零一五年				
		Fair value 公平價值			Cost less impairment	Total
		Level 1 第一級	Level 2 第二級	Level 3 第三級	成本扣除減值	總計
		HK\$ Million 百萬港元	HK\$ Million 百萬港元	HK\$ Million 百萬港元	HK\$ Million 百萬港元	HK\$ Million 百萬港元
<b>Financial liabilities at fair value through profit or loss</b>	透過損益賬按公平價值處理之金融負債					
Held for trading	持作交易用途					
Call options embedded in bonds and notes	嵌入債券及票據之可提早贖回期權	-	2.1	-	-	2.1
Futures and options listed in Hong Kong	香港上市之期貨及期權	2.0	-	-	-	2.0
Unlisted overseas options	非上市海外期權	-	-	1.9	-	1.9
Over the counter equity derivatives	場外股本衍生工具	-	6.8	40.2	-	47.0
Over the counter currency derivatives	場外貨幣衍生工具	-	-	0.9	-	0.9
Stock borrowings	借入股票	-	120.1	-	-	120.1
Certificates for difference	差價證書	30.5	-	-	-	30.5
Analysed for reporting purposes as current liabilities	為呈報目的分析為流動負債	32.5	129.0	43.0	-	204.5
		2014 二零一四年				
		Fair value 公平價值			Cost less impairment	Total
		Level 1 第一級	Level 2 第二級	Level 3 第三級	成本扣除減值	總計
		HK\$ Million 百萬港元	HK\$ Million 百萬港元	HK\$ Million 百萬港元	HK\$ Million 百萬港元	HK\$ Million 百萬港元
<b>Available-for-sale financial assets</b>	可供出售金融資產					
Equity securities listed in Hong Kong	香港上市之股本證券	183.4	-	-	-	183.4
Unlisted Hong Kong equity securities	非上市香港股本證券	-	-	-	0.4	0.4
Unlisted overseas equity securities	非上市海外股本證券	-	-	35.5	52.6	88.1
Unlisted overseas investment funds	非上市海外投資基金	-	127.3	12.3	31.0	170.6
Debt securities	債務證券					
Listed in Hong Kong	香港上市	-	20.1	-	-	20.1
Listed outside Hong Kong	香港以外地區上市	-	21.7	-	-	21.7
Unlisted debt securities	非上市債務證券	-	149.8	-	-	149.8
Analysed for reporting purposes as non-current assets	為呈報目的分析為非流動資產	183.4	318.9	47.8	84.0	634.1



for the year ended 31st December, 2015

截至二零一五年十二月三十一日止年度

## 26. FINANCIAL ASSETS AND LIABILITIES (CONT'D)

## 26. 金融資產及負債(續)

		2014 二零一四年			
		Fair value 公平價值			
		Level 1 第一級	Level 2 第二級	Level 3 第三級	Cost less impairment 成本扣除減值
		HK\$ Million 百萬港元	HK\$ Million 百萬港元	HK\$ Million 百萬港元	HK\$ Million 百萬港元
		Total 總計			
		HK\$ Million 百萬港元			
<b>Financial assets at fair value through profit or loss</b>	<b>透過損益賬按公平價值處理之金融資產</b>				
Held for trading investments	持作交易投資				
Equity securities listed in Hong Kong	香港上市之股本證券	1,180.8	-	-	-
Equity securities listed outside Hong Kong	香港以外地區上市之股本證券	167.7	-	-	-
Exchange-traded funds listed in Hong Kong	香港上市之交易所買賣基金	68.8	-	-	-
Warrants, futures and options listed outside Hong Kong	香港以外地區上市之認股權證、期貨及期權	2.2	-	-	-
Unlisted bonds issued by listed companies	上市公司發行之非上市債券	-	2.5	-	-
Listed bonds issued by listed companies	上市公司發行之上市債券	-	181.4	-	-
		1,419.5	183.9	-	-
					1,603.4
Investments designated as at fair value through profit or loss	指定為透過損益賬按公平價值處理之投資				
Unlisted convertible preferred shares issued by an unlisted company	一間非上市公司發行之非上市可換股優先股	-	-	39.5	-
Unlisted overseas investment funds	非上市海外投資基金	-	-	831.5	-
		-	-	871.0	-
		1,419.5	183.9	871.0	-
					2,474.4
Analysed for reporting purposes as:	為呈報目的所作之分析:				
Non-current assets	非流動資產				603.5
Current assets	流動資產				1,870.9
					2,474.4
<b>Financial liabilities at fair value through profit or loss</b>	<b>透過損益賬按公平價值處理之金融負債</b>				
Held for trading	持作交易用途				
Call options embedded in bonds and notes	嵌入債券及票據之可提早贖回期權	-	9.4	-	-
Over the counter equity derivatives	場外股本衍生工具	-	0.5	49.7	-
Over the counter currency derivatives	場外貨幣衍生工具	-	0.3	17.8	-
Analysed for reporting purposes as current liabilities	為呈報目的分析為流動負債	-	10.2	67.5	-
					77.7

for the year ended 31st December, 2015

## 26. FINANCIAL ASSETS AND LIABILITIES (CONT'D)

Available-for-sale financial assets are intended to be held for a continuing strategic or long-term purpose. As there are no sufficient market comparables as input to measure the fair value reliably, some of the unlisted equity investments are measured at cost less impairment.

On the basis of its analysis of the nature, characteristics and risks of the equity securities, the Group has determined that presenting them by nature and type of issuers is appropriate.

Fair values are grouped from level 1 to 3 based on the degree to which the fair values are observable.

Level 1 fair value measurements are those derived from quoted prices (unadjusted) in active markets for identical assets or liabilities.

Level 2 fair value measurements are those derived from input other than quoted prices included within level 1 that are observable for the assets or liabilities, either directly (i.e. as prices) or indirectly (i.e. derived from prices).

Level 3 fair value measurements are those derived from valuation techniques that include input for the assets or liabilities that are not based on observable market data.

There were no transfers between level 1 and level 2 during the year. Last year, unlisted overseas investment funds of fair value of HK\$58.9 million at 31st December, 2014 was reclassified from level 1 to level 2 as the management considered that this should better reflect the underlying investment portfolio of the investment. The Group's policy is to recognise transfer between level 1 and level 2 as of the date of the event or change in circumstances that caused the transfer.

Unlisted shares included in available-for-sale financial assets under level 2 are measured at fair value at the end of the reporting period. Based on the relevant agreements, the Group can require the relevant investment manager to redeem the units at net asset value by giving a written redemption notice. The fair value of the unlisted shares are provided by the relevant investment managers.

截至二零一五年十二月三十一日止年度

## 26. 金融資產及負債(續)

可供出售金融資產擬就持續策略或長期用途。由於並無足夠市場可比較資料作為可靠計量公平價值的輸入數據，某些非上市股本投資按成本扣除減值計量。

基於股本證券之性質、特點及風險分析，本集團釐定以發行人性質及類別呈列實屬適宜。

公平價值按其可觀察度分類為一至三級。

第一級公平價值計量按相同的資產或負債於活躍市場的報價(無調整)計算。

第二級公平價值計量乃除第一級計入之報價外，就資產或負債可直接(即價格)或間接(即自價格衍生)觀察輸入數據得出。

第三級公平價值計量乃計入並非根據可觀察市場數據之資產或負債之估值方法得出。

年內，第一級及第二級之間概無轉撥。於二零一四年十二月三十一日公平價值為58.9百萬港元之非上市海外投資基金已於上一年內由第一級重新分類為第二級，因管理層認為如此可更佳地反映該項投資之相關投資組合。本集團之政策為當引致第一級與第二級之間轉撥之事件或情況改變時當日確認轉撥。

計入可供出售金融資產中有第二級別非上市股份以報告期末之公平價值計量。根據相關之協議，本集團可發出一個書面的贖回通知要求相關投資經理以資產淨值贖回單位。非上市股份之公平價值由相關之投資經理提供。

for the year ended 31st December, 2015

截至二零一五年十二月三十一日止年度

## 26. FINANCIAL ASSETS AND LIABILITIES (CONT'D)

## 26. 金融資產及負債(續)

Included in available-for-sale financial assets, there are debt securities under level 2, the debt element of which is recognised at fair value at date of initial recognition and subsequent measurement with fair value change at each reporting date recognised directly in equity until the instrument is sold. As at 31st December, 2015, the fair value of the debt element is approximately HK\$153.5 million (2014: HK\$191.6 million) which was calculated based on the present value of contractually determined stream of future cash flows discounted at the required yield, which was determined with reference to instruments of similar terms. The effective interest rates of the debt element at 31st December, 2015 ranging from 4.64% to 11.45% (2014: ranging from 4.10% to 12.55%). The fair values of the debt element have been determined by a firm of independent professional valuers, Greater China Appraisal Limited ("GCA").

計入可供出售金融資產中有第二級別債務證券，其債務部分於初始確認日按公平價值確認及隨後按每個報告日之公平價值變動計量直接於權益中確認，直至該工具售出。於二零一五年十二月三十一日，債務部分之公平價值約為153.5百萬港元(二零一四年：191.6百萬港元)，金額乃按所要求之收益率折現根據合約釐定之未來現金流量之現值而計算，要求之收益率乃參照相若條款之工具釐定。債務部分於二零一五年十二月三十一日之實際利率由4.64%至11.45%(二零一四年：4.10%至12.55%)。債務部分公平價值乃按獨立專業估值師漢華評值有限公司(「漢華評值」)釐定。

The option element of debt securities under available-for-sale financial assets was classified as "call options embedded in bonds and notes" under the financial assets or liabilities at fair value through profit or loss and grouped under level 2. This derivative element is recognised at fair value at initial recognition and subsequent measurement with fair value change at each reporting date recognised in profit or loss. As at 31 December, 2015 and 2014, Hull-White Term Structure Model is used for valuation of derivative element of certain perpetual bonds and guaranteed notes. Significant inputs into the model were mean reverting rate ranging from 0.00 to 0.03 (2014: 0.00 to 0.02), default intensity ranging from 2.975% to 8.55% (2014: ranging from 1.59% to 14.36%) and short rate volatility of 0.00 to 0.01 (2014: 0.01).

可供出售金融資產下的債務證券期權部份，乃分類為透過損益賬按公平價值處理之金融資產或負債之「嵌入債券及票據之可提早贖回期權」並歸類為第二級。衍生工具部份於初始確認時按公平價值確認，隨後按各報告日之公平價值變動計量，並於損益中確認。於二零一五年及二零一四年十二月三十一日，對若干永續債券及擔保票據的衍生工具部份採用了Hull-White有期架構模型進行估值。該模型之重大輸入數據為均值回復率介乎0.00至0.03(二零一四年：介乎0.00至0.02)、違約強度介乎2.975%至8.55%(二零一四年：介乎1.59%至14.36%)及短期利率波動性0.00至0.01(二零一四年：0.01)。

The fair value of bonds and notes under level 2 at the reporting date were derived from quoted prices from pricing services. The fair value of stock borrowings under level 2 at the reporting date were derived from observable market prices of the underlying securities to be converted.

於報告日期，屬第二級之債券及票據之公平價值乃來自定價服務所報之價格。借入股票於報告日期根據第二級計量之公平價值乃基於將轉換之相關證券之可觀察市場價格得出。

The fair value of level 3 financial assets and liabilities are mainly derived from an unobservable range of data. In estimating the fair value of a financial asset or a financial liability under level 3, the Group engages external valuers or establishes appropriate valuation techniques internally to perform the valuation which are reviewed by the relevant management of the group companies.

第三級金融資產及負債之公平價值主要以所牽涉無法觀察之數據系列計算。於估計第三級金融資產或金融負債之公平價值時，本集團委聘外部估值師或由內部設立合適之估值方法以進行估值，並由集團公司之相關管理層審閱。

for the year ended 31st December, 2015

截至二零一五年十二月三十一日止年度

**26. FINANCIAL ASSETS AND LIABILITIES (CONT'D)**

The following table provides further information regarding the valuation of material financial assets (liabilities) under level 3.

**26. 金融資產及負債(續)**

下表提供有關第三級重大金融資產(負債)估值之進一步資料。

	2015 二零一五年			Fair value 公平價值 HK\$ Million 百萬港元
	Valuation technique 估值技術	Unobservable inputs 不可觀察輸入數據	Input values 輸入數據值	
<b>Available-for-sale financial assets</b> 可供出售金融資產				
Unlisted overseas equity securities 非上市海外股本證券	Discounted cash flow 折現現金流	Weighted average cost of capital 加權平均資本成本 Average annual dividend pay-out 每年平均派發股息	5.0%  HK\$54.3 million 54.3百萬港元	<b>39.7</b>
<b>Held for trading investments</b> 持作交易投資				
Unlisted put right for shares in an associate 非上市之一間聯營公司股份認沽權	Option model 期權模型	Volatility 波幅  Risk free rate 無風險利率  Equity growth rate 權益增長率	66.5%  0.6%  3.1%	<b>707.0</b>
Unlisted call option for shares listed outside Hong Kong 香港以外地區上市股份之非上市認購期權	Option model 期權模型	Volatility 波幅  Risk free rate 無風險利率	63.1%  0.002%	<b>25.9</b>
<b>Financial assets designated as at fair value through profit or loss</b> 指定為透過損益賬按公平價值處理之金融資產				
Unlisted convertible preferred shares issued by an unlisted company 一間非上市公司發行之非上市可換股優先股	Discounted cash flow 折現現金流	Contractual price of an impending sale 即將交易之合約價格	HK\$267.8 million 267.8百萬港元	<b>267.8</b>
Unlisted convertible bonds issued by an unlisted company 一間非上市公司發行之非上市可換股債券	Market comparable approach 市場比較法	Recent transaction price 最近之交易價格	N/A 不適用	<b>778.9</b>
Unlisted overseas investment funds 非上市海外投資基金	Net asset value* 資產淨值*	N/A 不適用	N/A 不適用	<b>2,286.8</b>
<b>Financial liabilities held for trading</b> 持作交易用途之金融負債				
Over the counter equity derivatives 場外股本衍生工具	Price quoted by counter parties 交易對手所報價格	N/A 不適用	N/A 不適用	<b>(40.2)</b>

for the year ended 31st December, 2015

截至二零一五年十二月三十一日止年度

## 26. FINANCIAL ASSETS AND LIABILITIES (CONT'D)

## 26. 金融資產及負債(續)

	2014 二零一四年		Input values 輸入數據值	Fair value 公平價值 HK\$ Million 百萬港元
	Valuation technique 估值技術	Unobservable inputs 不可觀察輸入數據		
<b>Available-for-sale financial assets</b> 可供出售金融資產				
Unlisted overseas equity securities 非上市海外股本證券	Discounted cash flow 折現現金流	Weighted average cost of capital 加權平均資本成本	5.0%	35.5
		Average annual dividend pay-out 每年平均派發股息	HK\$43.8 million 43.8百萬港元	
Unlisted overseas investment funds 非上市海外投資基金	Net asset value* 資產淨值*	N/A 不適用	N/A 不適用	12.3
<b>Financial assets designated as at fair value through profit or loss</b> 指定為透過損益賬按公平價值處理 之金融資產				
Unlisted convertible preferred shares issued by an unlisted company 一間非上市公司發行之非上市 可換股優先股	Market comparable approach 市場比較法	Price to sales 股價營收比	22.6 times 22.6倍	39.5
		Illiquidity discount 不流動折扣	50%	
Unlisted overseas investment funds 非上市海外投資基金	Net asset value* 資產淨值*	N/A 不適用	N/A 不適用	831.5
<b>Financial liabilities held for trading</b> 持作交易用途之金融負債				
Over the counter equity derivatives 場外股本衍生工具	Price quoted by counter parties 交易對手所報價格	N/A 不適用	N/A 不適用	(49.7)
Over the counter currency derivatives 場外貨幣衍生工具	Price quoted by counter parties 交易對手所報價格	N/A 不適用	N/A 不適用	(17.8)

\* The Group has determined that the reported net asset values represent fair value of the unlisted overseas investment funds.

\* 本集團釐定，報告資產淨值指非上市海外投資基金之公平價值。

The management believes that possible changes in the input values would not cause significant change in fair value of the financial assets and liabilities under level 3.

管理層相信，輸入數據之潛在變動不會對第三級金融資產及負債之公平價值造成重大變動。

for the year ended 31st December, 2015

截至二零一五年十二月三十一日止年度

## 26. FINANCIAL ASSETS AND LIABILITIES (CONT'D)

## 26. 金融資產及負債(續)

The reconciliation of financial assets and liabilities under level 3 fair value measurements is as follows:

第三級公平價值計量下之金融資產及負債對帳如下：

		2015 二零一五年					Balance at 31st December 於十二月 三十一日 之結餘	Unrealised profit or loss for the year 年內 未變現損益
		Recognised gains or losses 已確認收益或虧損						
Balance at 1st January 於一月一日 之結餘	Other comprehensive income 其他 全面收益	Profit or loss 損益	Purchase 購買	Disposal 出售	Purchase 購買	Disposal 出售	Balance at 31st December 於十二月 三十一日 之結餘	Unrealised profit or loss for the year 年內 未變現損益
<b>Available-for-sale financial assets</b>	<b>可供出售金融資產</b>							
Unlisted overseas equity securities	非上市海外股本證券	35.5	-	4.2	-	-	39.7	-
Unlisted overseas investment funds	非上市海外投資基金	12.3	-	(0.8)	-	(11.5)	-	-
<b>Held for trading investments</b>	<b>持作交易投資</b>							
Over the counter equity derivatives	場外股本衍生工具	-	0.7	-	-	-	0.7	0.7
Over the counter currency derivatives	場外貨幣衍生工具	-	0.1	-	-	-	0.1	0.1
Forward currency contract	遠期貨幣合約	-	6.3	-	-	-	6.3	6.3
Unlisted overseas options	非上市海外期權	-	0.4	-	-	-	0.4	0.4
Unlisted put right for shares in an associate	非上市之一間聯營公司 股份認沽權	-	596.0	-	111.0	-	707.0	596.0
Unlisted call option for club memberships	非上市之會所會籍認購期權	-	-	-	9.3	-	9.3	-
Unlisted call option for shares listed outside Hong Kong	香港以外地區上市股份之 非上市認購期權	-	25.9	-	-	-	25.9	25.9
<b>Investments designated as at fair value</b>	<b>指定為按公平價值處理之投資</b>							
Unlisted convertible preferred shares	非上市可換股優先股	39.5	205.2	-	23.1	-	267.8	205.2
Unlisted convertible bonds	非上市可換股債券	-	-	-	778.9	-	778.9	-
Unlisted overseas investment funds	非上市海外投資基金	831.5	134.2	-	1,560.9	(239.8)	2,286.8	80.2
<b>Financial liabilities held for trading</b>	<b>持作交易用途之金融負債</b>							
Unlisted overseas options	非上市海外期權	-	(1.9)	-	-	-	(1.9)	(1.9)
Over the counter equity derivatives	場外股本衍生工具	(49.7)	9.5	-	-	-	(40.2)	9.5
Over the counter currency derivatives	場外貨幣衍生工具	(17.8)	16.9	-	-	-	(0.9)	16.9

for the year ended 31st December, 2015

截至二零一五年十二月三十一日止年度

## 26. FINANCIAL ASSETS AND LIABILITIES (CONT'D)

## 26. 金融資產及負債(續)

		2014 二零一四年					Balance at 31st December 於十二月 三十一日 之結餘 HK\$ Million 百萬港元	Unrealised profit or loss for the year 年內 未變現損益 HK\$ Million 百萬港元
		Recognised gains or losses 已確認收益或虧損			Purchase 購買 HK\$ Million 百萬港元	Disposal 出售 HK\$ Million 百萬港元		
Balance at 1st January 於一月一日 之結餘 HK\$ Million 百萬港元		Profit or loss 損益 HK\$ Million 百萬港元	Other comprehensive income 其他 全面收益 HK\$ Million 百萬港元					
<b>Available-for-sale financial assets</b>	<b>可供出售金融資產</b>							
Unlisted overseas equity securities	非上市海外股本證券	47.4	-	(11.9)	-	-	35.5	
Unlisted overseas investment funds	非上市海外投資基金	12.1	7.0	2.1	-	(8.9)	12.3	
<b>Held for trading investments</b>	<b>持作交易投資</b>							
Over the counter equity derivatives	場外股本衍生工具	1.4	(1.4)	-	-	-	-	
Unlisted overseas options	非上市海外期權	0.1	(0.1)	-	-	-	-	
Unlisted convertible bonds	非上市可換股債券	3.4	7.6	-	-	(11.0)	-	
<b>Investments designated as at fair value</b>	<b>指定為按公平價值處理之投資</b>							
Unlisted bonds issued by a Singapore listed company	新加坡上市公司發行之 非上市債券	45.5	(44.5)	(1.0)	-	-	(44.5)	
Unlisted convertible preferred shares	非上市可換股優先股	-	-	-	39.5	-	39.5	
Unlisted overseas investment funds	非上市海外投資基金	468.0	98.6	-	488.9	(224.0)	831.5	
<b>Financial liabilities held for trading</b>	<b>持作交易用途之金融負債</b>							
Over the counter equity derivatives	場外股本衍生工具	(29.9)	(19.8)	-	-	-	(49.7)	
Over the counter currency derivatives	場外貨幣衍生工具	-	(17.8)	-	-	-	(17.8)	
<b>Financial liabilities designated as at fair value</b>	<b>指定為按公平價值處理之 金融負債</b>							
Renminbi denominated asset-backed bonds	人民幣計值資產支持債券	(42.9)	41.9	1.0	-	-	41.9	

There was no transfer in or transfer out of level 3 in current year. The Group's policy is to recognise transfers into and transfers out of level 3 as of the date of the event or change in circumstances that caused the transfer.

本年度概無轉入或轉出第三級。本集團之政策是當引致轉撥的事件或情況改變時當日確認轉入或轉出第三級。

for the year ended 31st December, 2015

截至二零一五年十二月三十一日止年度

**26. FINANCIAL ASSETS AND LIABILITIES (CONT'D)****26. 金融資產及負債(續)**

The carrying amounts of the Group's financial assets at the end of the reporting period were as follows:

本集團金融資產於報告期末之賬面值如下：

		2015 二零一五年 HK\$ Million 百萬港元	2014 二零一四年 HK\$ Million 百萬港元
Financial assets at fair value through profit or loss	透過損益賬按公平價值處理之金融資產		
– Held for trading investments	– 持作交易投資	3,310.8	1,603.4
– Investments designated as at fair value through profit or loss	– 指定為透過損益賬按公平價值處理之投資	3,333.5	871.0
		<b>6,644.3</b>	<b>2,474.4</b>
Loans and receivables under non-current assets	歸類為非流動資產之貸款及應收款項		
– Loans and advances to consumer finance customers (note 27)	– 私人財務客戶貸款及墊款(附註27)	2,741.3	3,308.4
– Amounts due from associates (note 31)	– 聯營公司欠款(附註31)	73.5	74.1
– Trade and other receivables (note 30)	– 貿易及其他應收款項(附註30)	1,734.6	1,555.3
Loans and receivables under current assets	歸類為流動資產之貸款及應收款項		
– Bank deposits (note 32)	– 銀行存款(附註32)	1,501.4	993.4
– Cash and cash equivalents (note 32)	– 現金及現金等價物(附註32)	6,926.0	5,393.3
– Trade and other receivables (note 30)	– 貿易及其他應收款項(附註30)	2,306.9	7,800.7
– Loans and advances to consumer finance customers (note 27)	– 私人財務客戶貸款及墊款(附註27)	6,080.7	8,083.3
– Amounts due from associates (note 31)	– 聯營公司欠款(附註31)	233.3	116.0
– Amounts due from joint ventures (note 31)	– 合營公司欠款(附註31)	14.3	48.8
		<b>21,612.0</b>	<b>27,373.3</b>
Available-for-sale financial assets	可供出售金融資產	505.0	634.1
		<b>28,761.3</b>	<b>30,481.8</b>



for the year ended 31st December, 2015

截至二零一五年十二月三十一日止年度

**26. FINANCIAL ASSETS AND LIABILITIES (CONT'D)****26. 金融資產及負債(續)**

The carrying amounts of the Group's financial liabilities at the end of the reporting period were as follows:

本集團金融負債於報告期末之賬面值如下：

		2015 二零一五年 HK\$ Million 百萬港元	2014 二零一四年 HK\$ Million 百萬港元
Financial liabilities measured at amortised cost	按攤銷成本計算的金融負債		
– Bank and other borrowings (note 37)	– 銀行及其他借貸(附註37)	6,883.1	7,814.6
– Trade and other payables (note 33)	– 貿易及其他應付款項(附註33)	164.2	2,668.7
– Amounts due to associates	– 欠聯營公司款項	5.5	5.4
– Amounts due to joint ventures	– 欠合營公司款項	0.1	75.1
– Notes (note 38)	– 票據(附註38)	3,316.6	3,493.6
		<b>10,369.5</b>	<b>14,057.4</b>
Financial liabilities at fair value through profit or loss	透過損益賬按公平價值處理之金融負債		
– Held for trading	– 持作交易用途	204.5	77.7
		<b>10,574.0</b>	<b>14,135.1</b>

At the reporting date, the Group had no financial assets and financial liabilities that:

於報告日期，本集團概無下列金融資產及金融負債：

- are offset in the Group's consolidated statement of financial position; or
- are subject to an enforceable master netting arrangement or similar agreements that covers similar financial instruments, irrespective of whether they are offset in the Group's consolidated statement of financial position.

- 於本集團綜合財務狀況表已作抵銷；或
- 可強制執行總淨額結算安排或涵蓋類似金融工具的類似協議規限，不論是否已於本集團綜合財務狀況表作抵銷。

Further details on financial risk management of financial assets and liabilities are disclosed in note 41.

金融資產及負債之金融風險管理進一步詳情載於附註41。

for the year ended 31st December, 2015

截至二零一五年十二月三十一日止年度

**27. LOANS AND ADVANCES TO CONSUMER FINANCE CUSTOMERS****27. 私人財務客戶貸款及墊款**

		2015 二零一五年 HK\$ Million 百萬港元	2014 二零一四年 HK\$ Million 百萬港元
Loans and advances to consumer finance customers	私人財務客戶貸款及墊款		
Hong Kong	香港	6,839.9	7,081.6
Mainland China	中國內地	2,932.3	5,066.7
Less: impairment allowance	減：減值撥備	(950.2)	(756.6)
		<b>8,822.0</b>	<b>11,391.7</b>
Analysed for reporting purposes as:	為呈報目的所作之分析：		
Non-current assets	非流動資產	2,741.3	3,308.4
Current assets	流動資產	6,080.7	8,083.3
		<b>8,822.0</b>	<b>11,391.7</b>

Movements of impairment allowance during the year were as follows:

年內減值撥備之變動如下：

		2015 二零一五年 HK\$ Million 百萬港元	2014 二零一四年 HK\$ Million 百萬港元
At 1st January	於一月一日	(756.6)	(599.2)
Exchange adjustments	匯兌調整	19.1	5.1
Amounts written off	撇銷款項	1,363.7	738.9
Amounts recognised in profit or loss	於損益確認之款項	(1,446.9)	(787.2)
Amounts recovered	收回款項	(129.5)	(114.2)
At 31st December	於十二月三十一日	<b>(950.2)</b>	<b>(756.6)</b>

For the collective impairment assessment, the management of UAF has taken into consideration of the recent bad debt written off information net of the recoveries for Hong Kong and China loan portfolio balances at year end. Based on historical loss experiences, the management of UAF considers that the allowance sufficiently covered the write off balances net of bad debt written back. During the year, the management of UAF closely monitors any changes in credit loss pattern and behavior of borrowers and the overdue loan portfolio in view of the more volatile economic environment in PRC during the year through tightening the loan growth and the lending policy.

評估綜合減值時，亞洲聯合財務之管理層於年末已考慮到香港及中國貸款組合近期已扣減收回金額之壞賬撇銷資料。按過往之損失經驗，亞洲聯合財務之管理層認為，減值撥備是足夠涵蓋撇銷餘額減壞賬撥回額。年內，鑑於中國經濟狀況在年內更為波動，亞洲聯合財務管理層通過收緊貸款增長及貸款政策，密切監察信貸損失模式及借款人行為之任何變化以及過期貸款組合。

All the loans and advances bear interest at market interest rates.

所有貸款及墊款均按市場利率計息。

for the year ended 31st December, 2015

截至二零一五年十二月三十一日止年度

## 27. LOANS AND ADVANCES TO CONSUMER FINANCE CUSTOMERS (CONT'D)

## 27. 私人財務客戶貸款及墊款(續)

The loans and advances to consumer finance customers have been reviewed by the Consumer Finance division to assess impairment allowances which are based on the evaluation of collectibility, aging analysis of accounts and on management's judgment, including the current creditworthiness and the past collection statistics of individually significant accounts or a portfolio of accounts on a collective basis.

私人財務客戶貸款及墊款由私人財務部審核，按可收回性評估、賬齡分析及管理層判斷(包括個別大額賬戶或集體賬戶組合之現時信譽及過往收款數據)以評估減值撥備。

The following is an aging analysis for the loans and advances to consumer finance customers that were past due at the end of the reporting period but not impaired:

以下為於報告期末已到期但無減值之私人財務客戶貸款及墊款之賬齡分析：

Less than 31 days past due	逾期少於31日
31 to 60 days	31至60日
61 to 90 days	61至90日
91 to 180 days	91至180日
Over 180 days	180日以上

2015 二零一五年 HK\$ Million 百萬港元	2014 二零一四年 HK\$ Million 百萬港元
571.2	805.2
147.0	278.3
124.7	101.6
397.6	232.8
103.5	36.9
<b>1,344.0</b>	<b>1,454.8</b>

The loans and advances to consumer finance customers categorised as unsecured and secured, are as follows:

私人財務客戶貸款及墊款分為無抵押及有抵押，呈列如下：

At the reporting date, loans and advances to consumer finance customers consisted of HK\$7,803.9 million unsecured (2014: HK\$10,015.6 million) and HK\$1,018.1 million secured (2014: HK\$1,376.1 million). The table below summarises its credit quality (gross balances net of impairment allowances):

於報告日期，私人財務客戶貸款及墊款包括無抵押貸款7,803.9百萬港元(二零一四年：10,015.6百萬港元)及有抵押貸款1,018.1百萬港元(二零一四年：1,376.1百萬港元)。下表概述其信貸質素(總餘額減減值撥備)：

Credit quality	信貸質素
Neither past due nor individually impaired	並非逾期或個別減值
Past due or individually impaired	逾期或個別減值

2015 二零一五年 HK\$ Million 百萬港元	2014 二零一四年 HK\$ Million 百萬港元
7,420.9	9,936.9
1,401.1	1,454.8
<b>8,822.0</b>	<b>11,391.7</b>

The amount and type of collateral required depend on an assessment of the credit risk of the customer or counterparty.

所需抵押款項及類別視乎客戶或交易對手之信貸風險評估情況而定。

for the year ended 31st December, 2015

## 27. LOANS AND ADVANCES TO CONSUMER FINANCE CUSTOMERS (CONT'D)

The main types of collateral and credit enhancement obtained are as follows:

- for personal lending, mortgages over residential properties; and
- for commercial lending, corporate guarantees, charges over real estate properties, pledge of shares or debentures over the borrower's assets.

In general, the loans and advances which are granted on a secured basis, are made to the consumer finance customers with sufficient amount of collateral provided by them. Management requests additional collateral as appropriate in accordance with the underlying agreements, and monitors the market value of collateral during its review of the adequacy of the impairment allowance.

Estimate of fair value of collateral is based on the valuation techniques commonly used for the corresponding assets at the time of borrowing.

It is the Group's policy to dispose of repossessed properties in an orderly fashion. The proceeds are used to reduce or repay the outstanding loan balances. In general, the Group does not retain repossessed properties for business purpose.

In respect of the secured loans and advances to consumer finance customers with the carrying amount of HK\$819.1 million (2014: HK\$970.9 million), the fair values of the collaterals of such loans and advances can be objectively ascertained to cover the outstanding amount of the loan balances.

The carrying amounts of the loans and advances to consumer finance customers approximate their fair values.

截至二零一五年十二月三十一日止年度

## 27. 私人財務客戶貸款及墊款(續)

所獲抵押品及信貸增強措施的主要類別如下：

- 對於個人貸款，以住宅物業按揭；及
- 對於商業借貸，以企業擔保、房地產物業抵押、股份抵押或借款人資產債券抵押。

一般而言，按擔保基準授出之貸款及墊款，乃供給可提供充足抵押品之私人財務客戶。管理層會於適當時要求根據相關協議作出額外抵押，並於檢討減值撥備是否足夠時，監察抵押品的市值。

估計抵押品公平價值乃於借款時採用一般適用於相應資產之常用估值技巧而釐定。

本集團的方針是有序地變賣沒收物業。所得款項用作降低或償還未償還貸款結餘。一般而言，本集團不會保留沒收物業作業用途。

就賬面值為819.1百萬港元(二零一四年：970.9百萬港元)之有抵押私人財務客戶貸款及墊款而言，相關貸款及墊款之抵押品之公平價值可客觀確定為足以結付貸款結餘之未償還金額。

私人財務客戶貸款及墊款之賬面值與其公平價值相若。

for the year ended 31st December, 2015

截至二零一五年十二月三十一日止年度

**28. DEFERRED TAX**

The following are the major deferred tax assets and liabilities of the Group recognised and movements thereon during the current and prior years:

**28. 遞延稅項**

本集團於本年度及過往年度中確認的主要遞延稅項資產及負債以及相關變動如下：

		Accelerated tax depreciation 加速 稅務折舊 HK\$ Million 百萬港元	Revaluation of assets 資產重估 HK\$ Million 百萬港元	Provisions and impairment 撥備及減值 HK\$ Million 百萬港元	Unrealised gain 未變現收益 HK\$ Million 百萬港元	Undistributed earnings and others 未分派 盈利及其他 HK\$ Million 百萬港元	Tax losses 稅項虧損 HK\$ Million 百萬港元	Total 總計 HK\$ Million 百萬港元
At 1st January, 2014	於二零一四年一月一日	277.2	35.1	(255.1)	40.2	10.6	(113.3)	(5.3)
Exchange adjustments	匯兌調整	(0.1)	(0.8)	3.8	(1.3)	(0.1)	0.1	1.6
Recognised in profit or loss	於損益確認	13.8	1.1	(117.8)	28.7	(2.7)	17.8	(59.1)
At 31st December, 2014	於二零一四年十二月三十一日	290.9	35.4	(369.1)	67.6	7.8	(95.4)	(62.8)
Exchange adjustments	匯兌調整	(0.2)	(1.6)	20.4	(3.2)	-	0.4	15.8
Disposal of subsidiaries and joint venture	出售附屬公司及合營公司	(59.0)	(0.1)	10.9	(1.3)	(5.0)	15.1	(39.4)
Recognised in equity	於權益確認	-	5.0	-	-	-	-	5.0
Recognised in profit or loss	於損益確認	9.8	(3.0)	(297.6)	5.6	(0.1)	(3.6)	(288.9)
At 31st December, 2015	於二零一五年十二月三十一日	241.5	35.7	(635.4)	68.7	2.7	(83.5)	(370.3)

For reporting purposes, certain deferred tax assets and liabilities have been offset in the underlying subsidiaries. The following is the analysis of the deferred tax balances of the Group for financial reporting purposes:

就報告目的而言，若干遞延稅項資產及負債已於相關附屬公司抵銷。以下為本集團就財務報告所作的遞延稅項結餘分析：

		2015 二零一五年 HK\$ Million 百萬港元	2014 二零一四年 HK\$ Million 百萬港元
Deferred tax liabilities	遞延稅項負債	173.1	202.2
Deferred tax assets	遞延稅項資產	(543.4)	(265.0)
		<b>(370.3)</b>	<b>(62.8)</b>

At the end of the reporting period, the Group had unrecognised deductible temporary differences of HK\$5.3 million (2014: HK\$31.0 million) and estimated unused tax losses of HK\$1,809.8 million (2014: HK\$1,964.5 million) available to offset against future assessable profits. A deferred tax asset has been recognised in respect of HK\$398.7 million (2014: HK\$549.6 million) of such losses. No deferred tax asset has been recognised in respect of the remaining HK\$1,411.1 million (2014: HK\$1,414.9 million) of losses due to the unpredictability of future assessable profit streams. The unrecognised tax losses included a sum of HK\$1.5 million that will expire during 2017 to 2020 (2014: HK\$3.5 million will expire during 2015 to 2019).

於報告期末，本集團之未確認可扣稅臨時差額為5.3百萬港元(二零一四年：31.0百萬港元)及可抵銷未來應課稅溢利之估計未動用稅項虧損1,809.8百萬港元(二零一四年：1,964.5百萬港元)。其中就398.7百萬港元(二零一四年：549.6百萬港元)之上述虧損確認遞延稅項資產。因未能確定未來應課稅溢利流，故並無確認餘下1,411.1百萬港元(二零一四年：1,414.9百萬港元)虧損之遞延稅項資產。未確認稅項虧損包括將於二零一七年至二零二零年到期之款項1.5百萬港元(二零一四年：二零一五年至二零一九年到期之款項3.5百萬港元)。

for the year ended 31st December, 2015

## 28. DEFERRED TAX (CONT'D)

Under the Law of PRC on Enterprise Income Tax, withholding tax is imposed on dividends declared in respect of profits earned by PRC subsidiaries from 1st January, 2008 onwards. Deferred tax has not been provided for in the consolidated financial statements in respect of temporary differences attributable to accumulated profits of the PRC subsidiaries amounting to HK\$897.8 million at the end of the reporting period (2014: HK\$1,131.7 million). The taxable temporary differences have not been recognised as the Group is able to control the timing of the reversal of the temporary differences and it is probable that the temporary differences will not reverse in the foreseeable future.

There were no other significant temporary differences that are not recognised arising during the year or at the end of the reporting period.

## 29. PROPERTIES HELD FOR SALE AND OTHER INVENTORIES

Properties in Hong Kong, at net realisable value	於香港之物業，按可變現淨值
Freehold property outside Hong Kong, at cost	香港境外之永久業權物業，按成本
Other inventories	其他存貨

In 2015, the use of certain of the Group's properties previously held for sale with a net realisable value of HK\$119.6 million (2014: HK\$40.2 million) was changed, evidenced by the properties being rented out under operating leases during the year and were therefore reclassified as investment properties.

The freehold property outside Hong Kong represents a property in the United States of America. The Group has the intention to sell this asset. The freehold property is included in the Group's property development and investment for segment reporting purposes (note 6).

At 31st December, 2015, the carrying value of properties held for sale pledged as security of the Group's bank and other borrowings amounted to HK\$44.1 million (2014: HK\$163.7 million).

截至二零一五年十二月三十一日止年度

## 28. 遞延稅項(續)

根據中國企業所得稅法，自二零零八年一月一日起，須就中國附屬公司所得溢利所宣派的股息繳納預扣稅。於報告期末，並無就中國附屬公司的累計溢利應佔臨時差額897.8百萬港元(二零一四年：1,131.7百萬港元)於綜合財務報表中計提遞延稅項撥備。由於本集團可控制撥回臨時差額之時間，而臨時差額可能將不會在可見將來撥回，因此並無確認應課稅臨時差額。

年內或於報告期末，並無其他未確認之重大臨時差額。

## 29. 待出售物業及其他存貨

	2015 二零一五年 HK\$ Million 百萬港元	2014 二零一四年 HK\$ Million 百萬港元
Properties in Hong Kong, at net realisable value	44.1	163.7
Freehold property outside Hong Kong, at cost	135.0	135.1
Other inventories	0.1	0.1
	<b>179.2</b>	<b>298.9</b>

於二零一五年，若干本集團之前所持有可變現淨值為119.6百萬港元(二零一四年：40.2百萬港元)之待出售物業之用途已變更，有關物業已於年內按經營租約租出，並因此已重新分類為投資物業。

香港境外之永久業權物業指一項位於美利堅合眾國之物業。本集團擬將此資產出售。永久業權物業就分部呈報目的計入本集團之物業發展及投資(附註6)。

於二零一五年十二月三十一日，賬面值44.1百萬港元(二零一四年：163.7百萬港元)之待出售物業已抵押，作為本集團銀行及其他借貸之抵押品。

for the year ended 31st December, 2015

截至二零一五年十二月三十一日止年度

## 30. TRADE AND OTHER RECEIVABLES

## 30. 貿易及其他應收款項

		2015 二零一五年 HK\$ Million 百萬港元	2014 二零一四年 HK\$ Million 百萬港元
Trade receivables – accounts receivable from exchanges, brokers and clients	應收貿易賬款 – 來自交易所、經紀及客戶之應收賬款	186.5	1,852.9
Less: impairment allowance	減：減值撥備	(2.7)	(14.1)
		<b>183.8</b>	1,838.8
Secured term loans	有抵押有期貨款	3,129.5	2,857.0
Unsecured term loans	無抵押有期貨款	438.9	561.3
Less: impairment allowance	減：減值撥備	(95.9)	(4.8)
		<b>3,472.5</b>	3,413.5
Margin loans	證券放款	–	3,903.0
Less: impairment allowance	減：減值撥備	–	(119.9)
		–	3,783.1
Notes	票據	242.1	87.1
Other receivables	其他應收款項		
Deposits	按金	80.5	77.8
Dividend receivable on behalf of clients	代客戶收取之應收股息	–	61.0
Payments on behalf of customers ^	代客戶付款^	21.3	0.3
Claims from counterparties and other receivables	向交易對手之索償及其他應收款項	58.3	94.4
Less: impairment allowance	減：減值撥備	(17.0)	–
		<b>143.1</b>	233.5
Trade and other receivables at amortised cost	按攤銷成本之貿易及其他應收款項	4,041.5	9,356.0
Prepayments	預付款項	38.5	26.9
		<b>4,080.0</b>	9,382.9
Analysed for reporting purposes as:	為呈報目的所作之分析：		
Non-current assets	非流動資產	1,734.6	1,555.3
Current assets	流動資產	2,345.4	7,827.6
		<b>4,080.0</b>	9,382.9

^ Payments on behalf of customers represented payments made by the Group to reimburse the beneficiaries of the guarantees (“Holders”) for losses the Holders incurred because the customers failed to make payments when due in accordance with the term of the corresponding debt instruments.

^ 代客戶付款指由於客戶未能按照相應債務工具之期限於到期時支付款項，本集團付款以向擔保之受益人(「持有人」)償付持有人由此產生之損失。

for the year ended 31st December, 2015

**30. TRADE AND OTHER RECEIVABLES (CONT'D)**

The following is an aged analysis of trade and other receivables based on the date of invoice/contract note at the reporting date:

Less than 31 days	少於31日
31 to 60 days	31至60日
61 to 90 days	61至90日
91 to 180 days	91至180日
Over 180 days	180日以上
Term loans, margin loans and trade and other receivables without aging*	並無賬齡之有期貸款、證券放款及貿易及其他應收款項*
Less: impairment allowances	減：減值撥備
Trade and other receivables at amortised cost	按攤銷成本之貿易及其他應收款項

\* No aging analysis is disclosed for term loans financing, as, in the opinion of the management, the aging analysis does not give additional value in view of the nature of the term loans financing business.

截至二零一五年十二月三十一日止年度

**30. 貿易及其他應收款項(續)**

以下為於報告日期之貿易及其他應收款項根據發票／合約單據日期作出之賬齡分析：

	2015 二零一五年 HK\$ Million 百萬港元	2014 二零一四年 HK\$ Million 百萬港元
	20.1	1,844.9
	14.1	11.1
	5.6	5.8
	4.4	6.8
	13.4	32.3
	57.6	1,900.9
	4,099.5	7,593.9
	(115.6)	(138.8)
	<b>4,041.5</b>	<b>9,356.0</b>

\* 管理層認為，鑒於有期貸款融資的業務性質，賬齡分析意義不大，因此並無披露有期貸款融資之賬齡分析。



for the year ended 31st December, 2015

截至二零一五年十二月三十一日止年度

**30. TRADE AND OTHER RECEIVABLES (CONT'D)****30. 貿易及其他應收款項(續)**

The gross amount of impaired receivables at the reporting date and the movement of impairment allowances during the year were as follows:

於報告日期已減值應收款項總額及年內減值撥備之變動如下：

		Trade receivables 應收貿易賬款 HK\$ Million 百萬港元	Term loans 有期貨款 HK\$ Million 百萬港元	Margin loans 證券放款 HK\$ Million 百萬港元	Other receivables 其他應收款項 HK\$ Million 百萬港元	Total 總計 HK\$ Million 百萬港元
<b>At 31st December, 2015</b>	<b>於二零一五年十二月三十一日</b>					
Gross amount of impaired receivables	已減值應收款項總額	3.3	320.4	-	23.0	346.7
Individually assessed impairment allowances	個別評估減值撥備					
Balance brought forward	結存承上	(14.1)	(4.8)	(119.9)	-	(138.8)
Exchange adjustments	匯兌調整	-	-	-	0.6	0.6
Amounts written off	撇銷款項	0.1	4.4	9.5	-	14.0
Amounts recognised in profit or loss	於損益確認之款項	2.0	(95.5)	-	(17.6)	(111.1)
Disposal of subsidiaries	出售附屬公司	9.3	-	110.4	-	119.7
Balance carried forward	結存轉下	(2.7)	(95.9)	-	(17.0)	(115.6)
Net carrying amount of impaired receivables	已減值應收款項之賬面淨值	0.6	224.5	-	6.0	231.1
<b>At 31st December, 2014</b>	<b>於二零一四年十二月三十一日</b>					
Gross amount of impaired receivables	已減值應收款項總額	16.0	6.3	148.2	0.5	171.0
Individually assessed impairment allowances	個別評估減值撥備					
Balance brought forward	結存承上	(21.5)	(4.8)	(155.6)	(2.3)	(184.2)
Amounts written off	撇銷款項	-	-	54.3	-	54.3
Amounts recognised in profit or loss	於損益確認之款項	7.4	-	(18.6)	2.3	(8.9)
Balance carried forward	結存轉下	(14.1)	(4.8)	(119.9)	-	(138.8)
Net carrying amount of impaired receivables	已減值應收款項之賬面淨值	1.9	1.5	28.3	0.5	32.2

for the year ended 31st December, 2015

### 30. TRADE AND OTHER RECEIVABLES (CONT'D)

Impairment loss on trade receivables, term loans and other receivables is recognised in profit or loss after review by the management of the relevant group companies, based on the latest status of trade receivables, term loans and other receivables, and the latest announced or available information about the underlying collateral held.

The following is an aged analysis of the trade and other receivables that were past due at the end of the reporting period but not impaired:

Less than 31 days	少於31日
31 to 60 days	31至60日
61 to 90 days	61至90日
91 to 180 days	91至180日
Over 180 days	180日以上

The carrying amounts of the trade and other receivables at amortised cost approximate their fair values.

Further details on financial risk management of trade and other receivables are disclosed in note 41.

截至二零一五年十二月三十一日止年度

### 30. 貿易及其他應收款項(續)

經相關集團公司之管理層審視應收貿易賬款、有期貸款及其他應收款項的情況後(根據應收貿易賬項、有期貸款及其他應收款項的最新情況及最新公布或得到的有關抵押品的資料)作出之減值虧損,於損益中確認。

以下為於報告期末之已逾期但無減值之貿易及其他應收款項之賬齡分析:

	2015 二零一五年 HK\$ Million 百萬港元	2014 二零一四年 HK\$ Million 百萬港元
	11.2	188.4
	3.6	242.1
	4.7	6.4
	1.1	19.2
	0.9	38.3
	<b>21.5</b>	<b>494.4</b>

按攤銷成本計值之貿易及其他應收款項的賬面值與其公平價值相若。

貿易及其他應收款項之金融風險管理之進一步詳情載於附註41。

for the year ended 31st December, 2015

截至二零一五年十二月三十一日止年度

**31. AMOUNTS DUE FROM ASSOCIATES AND JOINT VENTURES****31. 聯營公司及合營公司欠款****(i) Amounts due from associates****(i) 聯營公司欠款**

		2015 二零一五年 HK\$ Million 百萬港元	2014 二零一四年 HK\$ Million 百萬港元
Advances	墊款	323.9	207.2
Less: impairment allowance	減：減值撥備	(17.1)	(17.1)
		<b>306.8</b>	190.1
Analysed for reporting purposes as:	為呈報目的所作之分析：		
Non-current assets	非流動資產	73.5	74.1
Current assets	流動資產	233.3	116.0
		<b>306.8</b>	190.1
Gross amount of impaired advances to associates	聯營公司墊款已減值總額	17.3	17.2
Individually assessed impairment allowances At 1st January and 31st December	個別評估減值撥備 於一月一日及 於十二月三十一日	(17.1)	(17.1)
Net carrying amount of impaired advances to associates	聯營公司墊款已減值賬面淨值	<b>0.2</b>	0.1

for the year ended 31st December, 2015

截至二零一五年十二月三十一日止年度

**31. AMOUNTS DUE FROM ASSOCIATES AND JOINT VENTURES (CONT'D)****(ii) Amounts due from joint ventures**

Advances	墊款
Less: impairment allowance	減：減值撥備
Analysed for reporting purposes as current assets	為呈報目的分析 為流動資產
Gross amount of impaired advances to joint ventures	合營公司墊款已 減值總額
Individually assessed impairment allowances	個別評估 減值撥備
At 1st January	於一月一日
Amounts written off	撇銷款項
Amounts recognised in profit or loss	於損益確認之款項
At 31st December	於十二月三十一日
Net carrying amount of impaired advances to joint ventures	合營公司墊款 已減值賬面淨值

The impairment is recognised when there is objective evidence of impairment (such as unsustainable operating loss) after the Group's evaluation of the collectibility of amounts due from associates and joint ventures.

Further details of amounts due from associates and joint ventures are disclosed in note 48.

**31. 聯營公司及合營公司欠款(續)****(ii) 合營公司欠款**

	2015 二零一五年 HK\$ Million 百萬港元	2014 二零一四年 HK\$ Million 百萬港元
	53.3	62.5
	(39.0)	(13.7)
	14.3	48.8
	44.1	52.7
	(13.7)	(2.4)
	13.6	-
	(38.9)	(11.3)
	(39.0)	(13.7)
	5.1	39.0

本集團僅會在評估聯營公司及合營公司欠款之可收回度並發現有客觀證據(例如持續經營虧損)顯示有減值時方會確認減值。

聯營公司及合營公司欠款之進一步詳情載於附註48。

for the year ended 31st December, 2015

截至二零一五年十二月三十一日止年度

**32. BANK DEPOSITS, CASH AND CASH EQUIVALENTS****32. 銀行存款、現金及現金等價物**

		2015 二零一五年 HK\$ Million 百萬港元	2014 二零一四年 HK\$ Million 百萬港元
Bank balances and cash	銀行結餘及現金	<b>3,146.2</b>	3,315.1
Fixed deposits with banks with a term within 3 months	於三個月內到期之 銀行定期存款	<b>3,779.8</b>	2,078.2
Cash and cash equivalents	現金及現金等價物	<b>6,926.0</b>	5,393.3
Fixed deposits with banks with a term between 4 to 12 months	於四至十二個月內到期之 銀行定期存款	<b>1,501.4</b>	993.4
		<b>8,427.4</b>	6,386.7

The carrying amounts of bank deposits, cash and cash equivalents approximate their fair values.

銀行存款、現金及現金等價物之賬面值與其公平價值相若。

Further details on financial risk management of bank deposits, cash and cash equivalents are disclosed in note 41.

銀行存款、現金及現金等價物之金融風險管理之進一步詳情載於附註41。

**33. TRADE AND OTHER PAYABLES****33. 貿易及其他應付款項**

		2015 二零一五年 HK\$ Million 百萬港元	2014 二零一四年 HK\$ Million 百萬港元
Accounts payable to exchanges, brokers and clients	應付交易所、經紀及 客戶賬款	<b>19.8</b>	2,330.7
Dividend receivable on behalf of clients	代客戶收取之應收股息	-	61.0
Other accounts payable	其他應付賬款	<b>144.4</b>	277.0
Trade and other payables at amortised cost	按攤銷成本之貿易及 其他應付款項	<b>164.2</b>	2,668.7
Accrued staff costs and other accrued expenses	應付員工成本及 其他應計費用	<b>207.9</b>	263.9
		<b>372.1</b>	2,932.6

for the year ended 31st December, 2015

截至二零一五年十二月三十一日止年度

**33. TRADE AND OTHER PAYABLES (CONT'D)**

The following is an aged analysis of the trade and other payables based on the date of invoice/contract note at the reporting date:

Less than 31 days	少於31日
31 to 60 days	31至60日
61 to 90 days	61至90日
91 to 180 days	91至180日
Over 180 days	180日以上
Accrued staff costs, other accrued expenses and other payables without aging	並無賬齡之應付員工成本、其他應計費用及其他應付款項

The carrying amounts of the trade and other payables at amortised cost approximate their fair values.

**33. 貿易及其他應付款項(續)**

以下為於報告日期之貿易及其他應付款項根據發票/合約單據日期作出之賬齡分析：

	2015 二零一五年 HK\$ Million 百萬港元	2014 二零一四年 HK\$ Million 百萬港元
	<b>70.8</b>	2,496.7
	<b>9.1</b>	9.0
	<b>7.2</b>	11.5
	<b>0.2</b>	9.6
	<b>0.6</b>	3.9
	<b>87.9</b>	2,530.7
	<b>284.2</b>	401.9
	<b>372.1</b>	2,932.6

按攤銷成本計值之貿易及其他應付款項賬面值與其公平價值相若。

**34. SHARE CAPITAL****34. 股本**

		Number of shares 股份數目	Value 價值 HK\$ Million 百萬港元
Issued and fully paid:	已發行及繳足：		
At 1st January, 2014	於二零一四年一月一日	183,764,118	367.5
Transfer from share premium and capital redemption reserve upon the abolition of par value under the new Hong Kong Companies Ordinance	根據新香港公司條例廢除股份面值所作之股份溢價及資本贖回儲備轉撥	—	1,854.2
Shares repurchased and cancelled	購回及註銷股份	(422,000)	—
At 31st December, 2014 and 1st January, 2015	於二零一四年十二月三十一日及二零一五年一月一日	183,342,118	2,221.7
Shares repurchased and cancelled	購回及註銷股份	(5,090,000)	—
At 31st December, 2015	於二零一五年十二月三十一日	<b>178,252,118</b>	<b>2,221.7</b>

for the year ended 31st December, 2015

截至二零一五年十二月三十一日止年度

## 35. ANALYSIS OF OTHER COMPREHENSIVE INCOME (EXPENSES)

## 35. 其他全面收益(費用)之分析

	Attributable to owners of the Company 本公司股東應佔					Non-controlling interests 非控股權益	Total 總額 HK\$ Million 百萬港元
	Property revaluation reserve 物業 重估儲備 HK\$ Million 百萬港元	Investment revaluation reserve 投資 重估儲備 HK\$ Million 百萬港元	Translation reserve 匯兌儲備 HK\$ Million 百萬港元	Capital and other reserves 資本及 其他儲備 HK\$ Million 百萬港元	Accumulated profits 累計溢利 HK\$ Million 百萬港元	Share of net assets of subsidiaries 應佔附屬公司 淨資產 HK\$ Million 百萬港元	
<b>For the year ended 31st December, 2015</b>	<b>截至二零一五年十二月三十一日止年度</b>						
Available-for-sale financial assets	-	(12.0)	-	-	-	(5.5)	(17.5)
Reclassification adjustment on disposal of subsidiaries	-	(3.0)	(0.7)	-	-	(5.4)	(9.1)
Reclassification adjustment on liquidation of a joint venture	-	-	(0.4)	-	-	(0.7)	(1.1)
Exchange differences arising on translation of foreign operations	-	(0.2)	(82.2)	-	-	(264.7)	(347.1)
Revaluation gain on properties	45.6	-	-	-	-	65.7	111.3
Share of other comprehensive income (expenses) of associates	-	43.4	(322.7)	-	0.3	(93.2)	(372.2)
Share of other comprehensive income (expenses) of joint ventures	-	1.0	(1.4)	0.5	-	1.2	1.3
	<b>45.6</b>	<b>29.2</b>	<b>(407.4)</b>	<b>0.5</b>	<b>0.3</b>	<b>(302.6)</b>	<b>(634.4)</b>
<b>For the year ended 31st December, 2014</b>	<b>截至二零一四年十二月三十一日止年度</b>						
Available-for-sale financial assets	-	(8.6)	-	-	-	2.8	(5.8)
Reclassification adjustment on liquidation of subsidiaries	-	-	0.2	-	-	0.2	0.4
Reclassification adjustment on disposal of an associate	-	(0.1)	(6.8)	-	-	(2.3)	(9.2)
Exchange differences arising on translation of foreign operations	-	-	(38.2)	-	-	(124.2)	(162.4)
Share of other comprehensive income (expenses) of associates	-	73.0	(0.5)	-	-	24.2	96.7
Share of other comprehensive expenses of joint ventures	-	(15.8)	(0.1)	(0.5)	-	(22.9)	(39.3)
	-	48.5	(45.4)	(0.5)	-	(122.2)	(119.6)

for the year ended 31st December, 2015

截至二零一五年十二月三十一日止年度

**36. RESERVES**

Property revaluation reserve	物業重估儲備
Investment revaluation reserve	投資重估儲備
Translation reserve	匯兌儲備
Non-distributable reserve	非供派發儲備
Capital and other reserves	資本及其他儲備
Accumulated profits	累計溢利
Dividend reserve	股息儲備

**36. 儲備**

	2015 二零一五年 HK\$ Million 百萬港元	2014 二零一四年 HK\$ Million 百萬港元
	244.4	198.8
	303.0	272.3
	133.8	559.0
	55.2	55.2
	15.4	16.9
	16,085.4	13,568.5
	285.2	275.0
	<b>17,122.4</b>	<b>14,945.7</b>

**37. BANK AND OTHER BORROWINGS**

Bank loans	銀行借貸
Other borrowings	其他借貸
Analysed as:	列為：
Secured	有抵押
Unsecured	無抵押

**37. 銀行及其他借貸**

	2015 二零一五年 HK\$ Million 百萬港元	2014 二零一四年 HK\$ Million 百萬港元
	6,848.1	7,814.6
	35.0	-
	<b>6,883.1</b>	<b>7,814.6</b>
	584.4	859.9
	6,298.7	6,954.7
	<b>6,883.1</b>	<b>7,814.6</b>
Bank loans are repayable as follows:	銀行貸款償還期限如下：	
On demand or within one year	要求時償還或一年內	
More than one year but not exceeding two years	一年以上但不超過兩年	
More than two years but not exceeding five years	兩年以上但不超過五年	
Bank loans with a repayment on demand clause are repayable as follows:	具有按要求償還條文之銀行貸款償還期限如下：	
Within one year	一年內	
More than one year but not exceeding two years	一年以上但不超過兩年	
More than two years but not exceeding five years	兩年以上但不超過五年	
	<b>6,848.1</b>	<b>7,814.6</b>
Other borrowings repayable over five years	還款期為五年以上之其他借貸	
	35.0	-
	<b>6,883.1</b>	<b>7,814.6</b>
Less: Amount repayable within one year shown under current liabilities	減：須於一年內償還及列於流動負債之款項	
	(2,579.5)	(4,528.6)
Amount due after one year	一年後到期之款項	
	<b>4,303.6</b>	<b>3,286.0</b>



for the year ended 31st December, 2015

截至二零一五年十二月三十一日止年度

**37. BANK AND OTHER BORROWINGS (CONT'D)****37. 銀行及其他借貸(續)**

The Group's bank loans and other borrowings that are denominated in currencies other than Hong Kong dollars are set out below:

本集團以港元以外之貨幣列值之銀行貸款及其他借貸列載如下：

		2015 二零一五年 HK\$ Million 百萬港元	2014 二零一四年 HK\$ Million 百萬港元
US dollar	美元	451.5	306.3
Renminbi	人民幣	-	298.3

Further details on financial risk management of bank and other borrowings are disclosed in note 41.

銀行及其他借貸之金融風險管理之進一步詳情載於附註41。

Details of the assets of the Group pledged to secure bank and other borrowings are set out in note 47.

本集團為銀行及其他借貸抵押之資產詳情載於附註47。

The carrying amounts of the bank and other borrowings approximate their fair values.

銀行及其他借貸之賬面值與其公平價值相若。

**38. NOTES****38. 票據**

		2015 二零一五年 HK\$ Million 百萬港元	2014 二零一四年 HK\$ Million 百萬港元
US dollar denominated notes ("US\$ Note")	美元票據 (「美元票據」)		
6.375% US dollar denominated notes maturing in September 2017 ("6.375% Notes")	於二零一七年九月到期之 6.375%美元票據 (「6.375%票據」)	2,270.0	2,418.0
3% US dollar denominated notes maturing in December 2017 ("3% Notes")	於二零一七年十二月到期之 3%美元票據 (「3%票據」)	459.6	455.8
Renminbi denominated notes ("RMB Notes")	人民幣票據 (「人民幣票據」)		
6.9% Renminbi denominated notes maturing in May 2018 ("6.9% Notes")	於二零一八年五月到期之 6.9%人民幣票據 (「6.9%票據」)	587.0	619.8
		<b>3,316.6</b>	3,493.6
Analysed for reporting purposes as:	為呈報目的所作之分析：		
Current liabilities	流動負債	73.2	66.7
Non-current liabilities	非流動負債	3,243.4	3,426.9
		<b>3,316.6</b>	3,493.6

for the year ended 31st December, 2015

### 38. NOTES (CONT'D)

The US\$ Notes were issued by Sun Hung Kai & Co. (BVI) Limited, a subsidiary of SHK, under a US\$2 billion guaranteed medium term note programme. The US\$ Notes are guaranteed by SHK. The 6.375% Notes are listed on the Stock Exchange and are issued to professional investors only as described in the pricing supplement dated 17th September, 2012 and the offering circular dated 13th June, 2012.

During the year, the Group purchased part of the 6.375% Notes with a total nominal value of US\$19.4 million (2014: US\$9.3 million) from the market at a consideration of HK\$153.5 million (2014: HK\$75.9 million). The nominal value of the 6.375% Notes outstanding after eliminating the intra-group holdings was US\$289.8 million or equivalent to HK\$2,246.0 million at the reporting date (2014: US\$309.2 million or equivalent to HK\$2,398.4 million). The fair value of the 6.375% Notes after eliminating the intra-group holdings based on the price quoted from pricing service at the reporting date was HK\$2,383.4 million (2014: HK\$2,525.4 million) which was categorised as level 2.

The nominal value of the 3% Notes was US\$60.0 million or equivalent to HK\$465.0 million (2014: US\$60.0 million or equivalent to HK\$465.4 million) at the reporting date. The fair value of the 3% Notes measured by discounted cash flow approach at the reporting date was HK\$462.5 million (2014: HK\$448.7 million) which was categorised as level 3.

The RMB Notes were issued by UA Finance (BVI) Limited, a subsidiary of SHK, under a US\$3 billion medium term note programme. The RMB Notes are unsecured and guaranteed by a non-wholly owned subsidiary.

During the year, the Group purchased part of the 6.9% Notes with a total nominal value of RMB5.0 million from the market at a consideration of HK\$6.4 million. The nominal value of the 6.9% Notes after eliminating the intra-group holdings was RMB488.0 million or equivalent to HK\$582.4 million (2014: RMB493.0 million or equivalent to HK\$616.2 million) at the reporting date. The fair value of the 6.9% Notes after eliminating the intra-group holdings based on the price quoted from pricing service at the reporting date was HK\$587.0 million (2014: HK\$635.2 million) which was categorised as level 2.

截至二零一五年十二月三十一日止年度

### 38. 票據(續)

新鴻基之附屬公司Sun Hung Kai & Co. (BVI) Limited根據20億美元擔保中期票據發行計劃發行了美元票據。美元票據由新鴻基擔保。6.375%票據於聯交所上市，並如二零一二年九月十七日的定價補充文件及二零一二年六月十三日的發售通函所述，僅向專業投資者發行。

年內，本集團以153.5百萬港元(二零一四年：75.9百萬港元)之代價在市場購入總面值為19.4百萬美元(二零一四年：9.3百萬美元)之部分6.375%票據。於報告日期，經扣除集團間持有之票據後，尚餘6.375%票據之面值為289.8百萬美元或相當於2,246.0百萬港元(二零一四年：309.2百萬美元或相當於2,398.4百萬港元)。於報告日期，經扣除集團間持有之票據後，根據定價服務所報價格，6.375%票據之公平價值為2,383.4百萬港元(二零一四年：2,525.4百萬港元)，分類為第二級。

於報告日期，3%票據之面值為60.0百萬美元或相當於465.0百萬港元(二零一四年：60.0百萬美元或相當於465.4百萬港元)。3%票據於報告日期以折現現金流方法所計量之公平價值為462.5百萬港元(二零一四年：448.7百萬港元)，分類為第三級。

人民幣票據由新鴻基之附屬公司UA Finance (BVI) Limited，根據30億美元中期票據發行計劃發行。人民幣票據為無抵押及由一間非全資附屬公司作擔保。

年內，本集團以代價6.4百萬港元從市場購入總面值為人民幣5.0百萬元之部分6.9%票據。於報告日期，經扣除集團間持有之票據後，6.9%票據之面值為人民幣488.0百萬元或相當於582.4百萬港元(二零一四年：人民幣493.0百萬元或相當於616.2百萬港元)。於報告日期，經扣除集團間持有之票據後，根據定價服務所報價格，6.9%票據之公平價值為587.0百萬港元(二零一四年：635.2百萬港元)，分類為第二級。

for the year ended 31st December, 2015

截至二零一五年十二月三十一日止年度

**39. PROVISIONS****39. 撥備**

		<b>Employee benefits 僱員福利</b>	<b>Others 其他</b>	<b>Total 總計</b>
		<b>HK\$ Million 百萬港元</b>	<b>HK\$ Million 百萬港元</b>	<b>HK\$ Million 百萬港元</b>
At 1st January, 2015	於二零一五年一月一日	59.3	16.5	75.8
Exchange adjustments	匯兌調整	-	(0.2)	(0.2)
Additional provisions for the year	年內額外撥備	76.2	6.1	82.3
Amount utilised during the year	年內已動用款項	-	(0.2)	(0.2)
Amount paid during the year	年內已付款項	(89.3)	-	(89.3)
Disposal of subsidiaries	出售附屬公司	(21.2)	(13.2)	(34.4)
At 31st December, 2015	於二零一五年十二月三十一日	<b>25.0</b>	<b>9.0</b>	<b>34.0</b>

		<b>2015 二零一五年 HK\$ Million 百萬港元</b>	<b>2014 二零一四年 HK\$ Million 百萬港元</b>
Analysed for reporting purposes as:	為呈報目的所作之分析：		
Current liabilities	流動負債	32.6	63.0
Non-current liabilities	非流動負債	1.4	12.8
		<b>34.0</b>	<b>75.8</b>

**40. CAPITAL RISK MANAGEMENT****40. 資本風險管理**

The Group manages its capital to ensure that entities in the Group will be able to continue as going concerns while maximising the return to stakeholders through the optimisation of the debt and equity balance. The Group's overall strategy remains unchanged from prior year.

本集團管理資本旨在透過優化債權平衡，確保本集團屬下各公司能持續經營並給予股東最高回報。本集團的整體策略與上年度保持不變。

The capital structure of the Group consists of debts (which include bank and other borrowings and notes) and equity attributable to owners of the Company comprising issued share capital and reserves.

本集團的資本架構包括債務(包括銀行及其他借貸及票據)及本公司股東應佔權益(包括已發行股本及儲備)。

**Gearing ratio**

The Group's management reviews the capital structure on an ongoing basis using gearing ratio, which is the net debt divided by equity. Net debt includes the Group's bank and other borrowings and notes less bank deposits and cash and cash equivalents. The equity comprises all components of the equity attributable to owners of the Company.

**資本負債比率**

本集團管理層運用資本負債比率(即債務淨額除以權益)持續檢討資本架構。債務淨額包括本集團的銀行及其他借貸及票據減銀行存款與現金及現金等價物。權益包括本公司股東應佔權益之各個組成部分。

for the year ended 31st December, 2015

**40. CAPITAL RISK MANAGEMENT (CONT'D)****Gearing ratio (Cont'd)**

The gearing ratio at the end of the reporting period was as follows:

Bank and other borrowings	銀行及其他借貸
Notes	票據
Less: Bank deposits, cash and cash equivalents	減：銀行存款、現金及現金等價物
Net debt	債務淨額
Equity attributable to owners of the Company	本公司股東應佔權益
Gearing ratio	資本負債比率

截至二零一五年十二月三十一日止年度

**40. 資本風險管理(續)****資本負債比率(續)**

於報告期末之資本負債比率如下：

	2015 二零一五年 HK\$ Million 百萬港元	2014 二零一四年 HK\$ Million 百萬港元
Bank and other borrowings	6,883.1	7,814.6
Notes	3,316.6	3,493.6
Less: Bank deposits, cash and cash equivalents	(8,427.4)	(6,386.7)
Net debt	1,772.3	4,921.5
Equity attributable to owners of the Company	19,344.1	17,167.4
Gearing ratio	9.2%	28.7%

**41. FINANCIAL RISK MANAGEMENT**

Risk is inherent in the financial service business and sound risk management is a cornerstone of prudent and successful financial practice. The Group acknowledges that a balance must be achieved between risks control and business growth. The principal financial risks inherent in the Group's business are market risk (includes equity risk, interest rate risk and foreign exchange risk), credit risk and liquidity risk. The Group's risk management objective is to enhance shareholders' value while retaining exposure within acceptable thresholds. Risk management is managed and controlled through relevant group companies.

The Group's risk management governance structure is designed to cover all business activities and to ensure all relevant risk classes are properly managed and controlled by relevant group companies. The Group has adopted a sound risk management and organisational structure equipped with comprehensive policies and procedures which are reviewed regularly and enhanced when necessary in response to changes in markets, the Group's operating environment and business strategies. The Group's relevant independent control functions play an important role in the provision of assurance to the relevant board of directors and senior management that a sound internal risk management mechanism is implemented, maintained and adhered to.

**41. 金融風險管理**

金融服務業本身存在風險，因此訂立一個妥善的風險管理制度，是企業審慎而成功的做法。本集團深信風險管理與業務增長兩者同樣重要。本集團的業務存在的主要金融風險為市場風險(包括股票風險、利率風險及外匯風險)、信貸風險及流動資金風險。本集團的風險管理目標是將所面對的風險局限於可接受水平內之餘，同時致力提高股東價值。風險管理乃透過相關集團公司管理及監控。

本集團的風險管治架構旨在涵蓋所有業務活動，以確保所有有關風險類別已由相關集團公司妥為管理及監控。本集團已採納一個妥善的風險管理與組織架構，並附有完善的政策及程序，有關政策及程序會定期進行檢討，並在有需要時因應市場、本集團經營環境及業務策略之變動而加強。本集團的有關獨立監控職能擔任重要職務，向相關董事會及高級管理層確保實施、維持及遵守穩健的內部風險管理機制。

**41. FINANCIAL RISK MANAGEMENT (CONT'D)****(a) Market Risk***(i) Equity Risk*

There are many asset classes available for investment in the marketplace. One of the Group's key business undertakings is investing in equity and is concentrated in the investment and finance operating segment. Market risk arising from any equity investments is driven by the daily fluctuations in market prices or fair values. The ability to mitigate such risk depends on the availability of any hedging instruments and the diversification level of the investment portfolios undertaken by the segment. More importantly, the knowledge and experience of the trading staff of the segment managing the risk are also vital to ensure exposure is being properly hedged and rebalanced in the most timely manner. Proprietary trading across the segment is subject to limits approved by the senior management of the relevant group companies. Valuation of these instruments is measured on a "mark-to-market" and "mark-to-fair value" basis depending on whether they are listed or unlisted. Value at Risk ("VaR") and stress tests are employed in the assessment of risk. Meanwhile other non-VaR limits such as "maximum loss" and "position" limits are also set out to restrict excessive risk undertakings. VaR and stress tests are approaches which are widely used in the financial industry as tools to quantify risk by combining the size of a position and the extent of a potential market movement into a potential financial impact.

The Group's market-making and proprietary trading positions and their financial performance are reported daily to the relevant senior management of the group companies in the segment for review. Relevant internal audit also performs regular checks to ensure there is adequate compliance in accordance with the established market risk limits and guidelines.

**41. 金融風險管理(續)****(a) 市場風險***(i) 股票風險*

市場內有不少可供投資的資產類別，而本集團所進行之主要業務之一為股票投資並集中於投資及金融業務分部。任何股票投資所產生之市場風險皆因每日市價或公平價值波動而起，緩和該等風險的能力視乎有否預備任何對沖工具及分部所擁有投資組合的分散程度。更重要的是，分部進行交易之員工必須擁有管理風險的知識及經驗，確保風險在最適當的時機下獲妥善對沖及重整。分部之自營買賣活動須受有關集團公司之高級管理層審批之限額限制，並視乎該等工具為上市或非上市按「市場價格」及「公平價格」計算價值。評估風險時會使用風險值(「風險值」)及壓力測試。同時，亦設定其他非風險值限額如「虧蝕上限」及「持倉」限額以限制所面對的超限風險。風險值及壓力測試獲金融業廣泛使用，透過結合持倉之規模及潛在市場變化對財務產生之潛在影響，作為量化風險的工具。

本集團所有營造市場活動及自營買賣活動持倉狀況及財務表現，均每日匯報予分部內集團公司之相關高級管理層以供審閱。相關內部審核部門亦會作出定期審查，確保充份遵守既訂市場風險限額及指引。

for the year ended 31st December, 2015

**41. FINANCIAL RISK MANAGEMENT (CONT'D)****(a) Market Risk (Cont'd)***(i) Equity Risk (Cont'd)*

The table below summarises the overall financial impact on the Group arising from market movements in global equity indices. The analysis is based on the assumption that equity indices move  $\pm 20\%$  with all other variables being held constant and all equity instruments undertaken by the Group moving simultaneously. Declines in the indices are expressed as negatives.

		At 31st December, 2015 於二零一五年十二月三十一日				At 31st December, 2014 於二零一四年十二月三十一日			
		Potential impact on profit or loss for the year		Potential impact on other components of equity		Potential impact on profit or loss for the year		Potential impact on other components of equity	
		20%		-20%		20%		-20%	
		HK\$ Million	HK\$ Million	HK\$ Million	HK\$ Million	HK\$ Million	HK\$ Million	HK\$ Million	HK\$ Million
		百萬港元	百萬港元	百萬港元	百萬港元	百萬港元	百萬港元	百萬港元	百萬港元
Local Index	本地指數	418.1	(463.7)	25.1	(25.1)	198.2	(314.6)	36.7	(36.7)
Overseas Index	海外指數	676.9	(784.1)	7.9	(7.9)	187.4	(253.4)	9.9	(9.9)

There is no material financial impact in the form of profit before taxation for the year for the Group arising from market movements in the global equity indices. Futures, options and knock-out options are hedged by other derivatives in view of the volatile markets and wide trading ranges.

截至二零一五年十二月三十一日止年度

**41. 金融風險管理(續)****(a) 市場風險(續)***(i) 股票風險(續)*

下表概述環球股市指數變動對本集團的整體財務影響。該分析乃假設股市指數上下波幅為20%，所有其他變數保持不變，而本集團的所有權益工具隨之變動。指數下降以負數表示。

環球股市指數變動對本集團本年度的除稅前溢利並無重大財務影響。鑒於市場波動及交易範圍廣泛，期貨、期權及限價期權以其他衍生工具對沖。

for the year ended 31st December, 2015

截至二零一五年十二月三十一日止年度

## 41. FINANCIAL RISK MANAGEMENT (CONT'D)

## 41. 金融風險管理(續)

## (a) Market Risk (Cont'd)

## (a) 市場風險(續)

## (ii) Interest Rate Risk

## (ii) 利率風險

Interest rate risk is the risk of loss due to changes in interest rates. The Group's interest rate risk exposure arises predominantly from term financing in the investment and finance segment and loans and advances to consumer finance customers in consumer finance segment and bank and other borrowings. Interest spreads are managed with the objective of maximising spreads to ensure consistency with liquidity and funding obligations.

利率風險為利率變動所引致虧損之風險。本集團的利率風險主要來自投資及金融分部之有期放款以及私人財務分部之私人財務客戶貸款及墊款以及銀行及其他借貸。本集團管理息差，目的在於盡量令息差符合資金之流動性及需求。

At 31st December, 2015, assuming that market interest rates moved by  $\pm 50$  basis points (2014:  $\pm 50$  basis points), the profit before taxation for the year for the Group would have been HK\$6.7 million lower or HK\$6.1 million higher respectively (2014: HK\$7.6 million higher or HK\$3.0 million lower respectively). Assets and liabilities bearing interest below 50 basis points are excluded from 50 basis points downward movement.

於二零一五年十二月三十一日，倘市場利率之變動為加減50個點子(二零一四年：加減50個點子)，則本集團於本年度的除稅前溢利將分別下降6.7百萬港元或上升6.1百萬港元(二零一四年：分別上升7.6百萬港元或下降3.0百萬港元)。減少50個點子之變動不包括利率低於50個點子之資產及負債。

The exposures of the Group's financial assets (liabilities) bearing variable interest rate to cash flow interest rate risks and the earlier of their contractual repricing dates and contractual maturity dates are as follows:

本集團按浮動利率計息的金融資產(負債)面對現金流利率風險，而其合約重新定價日及合約到期日中較早者如下：

		On demand or less than 3 months 按要求償還 或少於3個月 HK\$ Million 百萬港元	3 months to 1 year 3個月至1年 HK\$ Million 百萬港元	1 year to 5 years 1年至5年 HK\$ Million 百萬港元	Over 5 years 5年以上 HK\$ Million 百萬港元	Total 總計 HK\$ Million 百萬港元
At 31st December, 2015	於二零一五年十二月三十一日					
Loans and advances to consumer finance customers	私人財務客戶貸款及墊款	981.9	-	-	-	981.9
Bank deposits, cash and cash equivalents	銀行存款、現金及現金等價物	2,395.3	-	-	-	2,395.3
Bank and other borrowings	銀行及其他借貸	(6,848.1)	-	-	-	(6,848.1)
At 31st December, 2014	於二零一四年十二月三十一日					
Loans and advances to consumer finance customers	私人財務客戶貸款及墊款	1,198.7	-	-	-	1,198.7
Term loans	有期貸款	0.1	-	68.0	-	68.1
Bank deposits, cash and cash equivalents	銀行存款、現金及現金等價物	2,374.8	-	-	-	2,374.8
Bank and other borrowings	銀行及其他借貸	(7,326.4)	(100.0)	(90.0)	-	(7,516.4)

for the year ended 31st December, 2015

截至二零一五年十二月三十一日止年度

## 41. FINANCIAL RISK MANAGEMENT (CONT'D)

## 41. 金融風險管理(續)

## (a) Market Risk (Cont'd)

## (ii) Interest Rate Risk (Cont'd)

The exposures of the Group's financial assets (liabilities) bearing fixed interest rate to fair value interest rate risks and the earlier of their contractual repricing dates and contractual maturity dates are as follows:

## (a) 市場風險(續)

## (ii) 利率風險(續)

本集團按固定利率計息的金融資產(負債)面對公平價值利率風險，而其合約重新定價日及合約到期日中較早者如下：

		On demand or less than				Total 總計 HK\$ Million 百萬港元
		3 months 按要求償還 或少於3個月 HK\$ Million 百萬港元	3 months to 1 year 3個月至1年 HK\$ Million 百萬港元	1 year to 5 years 1年至5年 HK\$ Million 百萬港元	Over 5 years 5年以上 HK\$ Million 百萬港元	
<b>At 31st December, 2015</b>	<b>於二零一五年十二月三十一日</b>					
Amounts due from associates	聯營公司欠款	-	44.8	-	-	44.8
Loans and advances to consumer finance customers	私人財務客戶貸款 及墊款	2,759.6	3,098.9	1,853.6	128.0	7,840.1
Debt securities included in available-for-sale financial assets	計入可供出售金融資產之 債務證券	-	127.0	8.8	17.7	153.5
Bonds included in financial assets at fair value through profit or loss	計入透過損益賬按公平價值處理 之金融資產之債券	-	-	602.0	246.0	848.0
Term loans	有期貨款	225.5	1,284.6	1,962.4	-	3,472.5
Notes included in trade and other receivables	計入貿易及其他應收款項 之票據	-	242.1	-	-	242.1
Bank deposits, cash and cash equivalents	銀行存款、現金及現金等價物	4,194.4	1,091.8	-	-	5,286.2
Notes	票據	(66.5)	(6.7)	(3,243.4)	-	(3,316.6)
<b>At 31st December, 2014</b>	<b>於二零一四年十二月三十一日</b>					
Amounts due from associates	聯營公司欠款	70.0	43.2	-	-	113.2
Loans and advances to consumer finance customers	私人財務客戶貸 及墊款	3,407.1	4,426.9	2,150.2	208.8	10,193.0
Debt securities included in available-for-sale financial assets	計入可供出售金融資產之 債務證券	-	-	149.8	41.8	191.6
Bonds included in financial assets at fair value through profit or loss	計入透過損益賬按公平價值處理 之金融資產之債券	2.1	6.5	175.3	-	183.9
Term loans	有期貨款	427.2	1,525.6	1,392.6	-	3,345.4
Notes included in trade and other receivables	計入貿易及其他應收款項 之票據	-	-	87.1	-	87.1
Bank deposits, cash and cash equivalents	銀行存款、現金及現金等價物	2,602.4	825.9	-	-	3,428.3
Bank and other borrowings	銀行及其他借貸	(63.1)	(235.1)	-	-	(298.2)
Notes	票據	(59.8)	(6.9)	(3,426.9)	-	(3,493.6)



**41. FINANCIAL RISK MANAGEMENT (CONT'D)****41. 金融風險管理(續)****(a) Market Risk (Cont'd)***(iii) Foreign Exchange Risk*

Foreign exchange risk is the risk to earnings or capital arising from movements in foreign exchange rates.

The Group's foreign exchange risk primarily arises from currency exposures originating from proprietary trading positions, and loans and advances denominated in foreign currencies, mainly in Australian dollars, Japanese yen, Malaysian ringgit, New Taiwan dollars, Singapore dollars, Renminbi and Thai Baht. Foreign exchange risk is managed and monitored by senior management of the relevant group companies. The risk arises from open currency positions are subject to management approved limits and are monitored and reported daily.

At 31st December, 2015, assuming that the foreign exchange rates moved  $\pm 5\%$  (2014:  $\pm 5\%$ ) with all other variables held constant, the profit before taxation for the year for the Group would have been HK\$21.9 million higher/lower (2014: HK\$11.6 million higher/lower).

**(b) Credit Risk**

Credit risk arises from the failure of a customer or counterparty to meet settlement obligations. As long as the Group lends, trades and deals with third parties, there will be credit risk exposure.

The Group's credit procedures, governed by the relevant executive committee of the relevant group companies, sets out the credit approval processes and monitoring procedures, which are established in accordance with sound business practices.

**(a) 市場風險(續)***(iii) 外匯風險*

外匯風險乃外幣匯率變動對盈利或資本造成之風險。

本集團之外匯風險主要來自自營買賣活動持倉狀況及以外幣列值之貸款及墊款，主要為澳元、日圓、馬來西亞林吉特、新台幣、新加坡元、人民幣及泰銖。外匯風險由有關集團公司高級管理層作出管理及監察。就外幣未平倉合約產生之外匯風險須受由管理層審批之限額限制，並須每日受其監控及向其匯報。

於二零一五年十二月三十一日，假設外幣匯率上下波幅為5% (二零一四年：上下波幅為5%)，所有其他變數保持不變，則本集團於本年度之除稅前溢利將上升／下降21.9百萬港元 (二零一四年：上升／下降11.6百萬港元)。

**(b) 信貸風險**

客戶或交易對手未能履行交收責任，將導致信貸風險。一旦本集團借款予第三方，並與之交易及買賣，即會有信貸風險。

本集團信貸程序(受相關集團公司有關執行委員會規管)詳列批准信貸及監管程序。該等程序乃按照商業慣例而訂定。

for the year ended 31st December, 2015

#### 41. FINANCIAL RISK MANAGEMENT (CONT'D)

##### (b) Credit Risk (Cont'd)

The table below shows the maximum exposure to and concentration of credit risk. The maximum exposure is shown in gross value before the effect of mitigation through the use of collateral agreements. The percentage figure next to the gross value reflects its concentration.

Maximum credit exposure	最高信貸風險
Loans and advances to consumer finance customers	私人財務客戶貸款及墊款
Bank deposits, cash and cash equivalents	銀行存款、現金及現金等價物
Trade and other receivables	貿易及其他應收款項
Loan commitments	貸款承擔
Bonds included in financial assets at fair value through profit or loss	計入透過損益賬按公平價值處理之金融資產之債券
Amounts due from associates	聯營公司欠款
Guarantees	保證
Amounts due from joint ventures	合營公司欠款

The maximum credit exposure at the Group level is spread between “loans and advances to consumer finance customers” and “bank deposits, cash and cash equivalents”, which represent more than two thirds of the total exposure. The breakdown and ageing analysis of “loans and advances to consumer finance customers” and the breakdown of “bank deposits, cash and cash equivalents” are disclosed in note 27 and 32 to the consolidated financial statements.

Loans with strategic clients are all properly authorised by the relevant executive committee of the relevant group companies and with other controls in place to monitor their performance.

截至二零一五年十二月三十一日止年度

#### 41. 金融風險管理(續)

##### (b) 信貸風險(續)

下表載列最高信貸風險及集中程度。最高風險以總值顯示，並未計及使用抵押協議減少風險的影響。總值旁的百分比數字反映其集中程度。

2015 二零一五年		2014 二零一四年	
HK\$ Million 百萬港元	%	HK\$ Million 百萬港元	%
8,822.0	37%	11,391.7	39%
8,427.4	35%	6,386.7	22%
4,041.5	17%	9,356.0	32%
1,157.4	5%	1,611.6	5%
848.0	4%	183.9	1%
306.8	1%	190.1	1%
139.2	1%	31.7	0%
14.3	0%	48.8	0%
<b>23,756.6</b>	<b>100%</b>	<b>29,200.5</b>	<b>100%</b>

本集團所面對的最高信貸風險分佈於「私人財務客戶貸款及墊款」與「銀行存款、現金及現金等價物」之間，佔總風險超過三分之二。「私人財務客戶貸款及墊款」之細目及賬齡分析及「銀行存款、現金及現金等價物」之細目載於綜合財務報表附註27及32。

借予策略性客戶之貸款均獲相關集團公司之相關執行委員會正式批核，並設立其他管制措施以監察其履約情況。

for the year ended 31st December, 2015

截至二零一五年十二月三十一日止年度

**41. FINANCIAL RISK MANAGEMENT (CONT'D)****41. 金融風險管理(續)****(b) Credit Risk (Cont'd)**

Concentration risk of loans and advances to consumer finance customers is managed by reference to individual customers. The aggregate credit exposure in relation to the ten largest outstanding consumer finance customers, including corporate entities and individuals, before taking into account any collateral held or other credit enhancements, at 31st December, 2015 was HK\$465.9 million (2014: HK\$684.5 million) of which 77.1% (2014: 88.7%) was secured by collateral. There was no recent history of individual impairment allowance recognised.

The unsecured loans and advances to consumer finance customers of the Group include second mortgage loans in respect of which the Group are not entitled to the first charge of relevant mortgage properties. The management considers that the second mortgage loans are classified as unsecured loans due to the impediment in repossession of the mortgage properties and the practical difficulties to ascertain the residual collateral value after claim by first mortgagee. The carrying amount and the loan commitments of the second mortgage loans are as follows:

Carrying amount	賬面值
Loan commitments	貸款承擔

**(c) Liquidity Risk**

The goal of liquidity management is to mitigate risk that a given security or asset cannot be traded quickly enough in the market to prevent a loss or make the required profit. Another goal is to enable the Group, even under adverse market conditions, to actively manage and match funds inflow against all maturing repayment obligations to achieve maximum harmony on cash flow management.

The Group manages its liquidity position to ensure a prudent and adequate liquidity ratio. This is achieved by a transparent and collective monitoring approach across the Group involving the management of the relevant group companies.

**(b) 信貸風險(續)**

私人財務客戶貸款及墊款之集中風險因應個別客戶管理。於二零一五年十二月三十一日，與十大未還款私人財務客戶(包括公司實體及個人)有關的信貸風險總額(未計持有之任何抵押品或其他加強信貸措施)為465.9百萬港元(二零一四年：684.5百萬港元)，其中77.1%(二零一四年：88.7%)由抵押品作擔保。近期概無確認個別減值撥備。

本集團無抵押之私人財務客戶貸款及墊款包括二按貸款，當中本集團無權取得相關按揭物業的第一押記。管理層認為二按貸款須分類為無抵押貸款，因為收回按揭物業存在困難，及在第一押記承押人索償後實際情況下難以確定餘下抵押價值。二按貸款之賬面值及貸款承擔如下：

	2015 二零一五年 HK\$ Million 百萬港元	2014 二零一四年 HK\$ Million 百萬港元
Carrying amount	466.2	975.0
Loan commitments	23.6	41.3

**(c) 流動資金風險**

流動資金管理的目標是減低指定證券或資產未能及時在市場上買賣以防止損失或賺取所需溢利的風險，並旨在使本集團即使在不利的市場條件下亦可就所有到期償還責任靈活管理及配合資金流入，並達到現金流量管理之高度和諧性。

本集團監管其流動資金狀況，確保有審慎而充裕之流動資金比率。本集團相關集團公司管理層以高透明度及集體方式進行監察。

for the year ended 31st December, 2015

截至二零一五年十二月三十一日止年度

## 41. FINANCIAL RISK MANAGEMENT (CONT'D)

## 41. 金融風險管理(續)

## (c) Liquidity Risk (Cont'd)

The exposure of the Group's contractual undiscounted cash flow for financial liabilities and their contractual maturity dates are as follows:

## (c) 流動資金風險(續)

本集團之金融負債面對的約定未折現現金流量及其約定到期日如下：

		On demand or less than 90 days 按要求償還 或少於90日 HK\$ Million 百萬港元	91 days to 1 year 91日至1年 HK\$ Million 百萬港元	1 year to 5 years 1年至5年 HK\$ Million 百萬港元	Over 5 years 5年以上 HK\$ Million 百萬港元	Total 總計 HK\$ Million 百萬港元
At 31st December, 2015	於二零一五年十二月三十一日					
Bank and other borrowings <sup>+</sup>	銀行及其他借貸 <sup>+</sup>	1,789.9	882.4	4,499.2	-	7,171.5
Trade and other payables	貿易及其他應付款項	164.2	-	-	-	164.2
Amounts due to associates	欠聯營公司款項	5.5	-	-	-	5.5
Amounts due to joint ventures	欠合營公司款項	0.1	-	-	-	0.1
Notes	票據	78.6	118.7	3,510.8	-	3,708.1
Guarantees <sup>*</sup>	保證 <sup>*</sup>	14.6	114.0	13.9	-	142.5
Financial liabilities at fair value through profit or loss	透過損益賬按公平價值 處理之金融負債	177.9	-	-	-	177.9
At 31st December, 2014	於二零一四年十二月三十一日					
Bank and other borrowings <sup>+</sup>	銀行及其他借貸 <sup>+</sup>	3,996.1	640.0	3,423.8	-	8,059.9
Trade and other payables	貿易及其他應付款項	2,668.7	-	-	-	2,668.7
Amounts due to associates	欠聯營公司款項	5.4	-	-	-	5.4
Amounts due to joint ventures	欠合營公司款項	75.1	-	-	-	75.1
Notes	票據	83.8	126.2	3,929.4	-	4,139.4
Guarantees <sup>*</sup>	保證 <sup>*</sup>	11.3	17.1	3.8	-	32.2
Financial liabilities at fair value through profit or loss	透過損益賬按公平價值 處理之金融負債	66.6	-	-	-	66.6

<sup>+</sup> Bank and other borrowings with repayment on demand clause are classified as on demand in the above analysis although the demand clause has not been exercised.

<sup>\*</sup> The amounts included above for guarantees are the maximum amounts the Group could be required to settle under the arrangement for the full guaranteed amount if that amount is claimed by the counterparty to the guarantees.

<sup>+</sup> 具有按要求償還條文之銀行及其他借貸於上述分析中分類為按要求償還，然而該條文尚未被行使。

<sup>\*</sup> 以上保證之數額為根據合約下合約另一方可向本集團索取全數保證之最大金額。

for the year ended 31st December, 2015

截至二零一五年十二月三十一日止年度

**42. DISPOSAL OF SUBSIDIARIES****42. 出售附屬公司**

On 25th June, 2015, the Group disposed of two indirect non wholly-owned subsidiaries ("Disposal") engaged in property holding business and investment of securities business respectively to an indirect wholly-owned subsidiary of AKL, which is a joint venture of the Group with a net realised gain on disposal of HK\$15.9 million. The Disposal does not constitute a disposal of business and accordingly the gain on disposal is eliminated to the extent of the Group's interest in the joint venture.

於二零一五年六月二十五日，本集團出售兩間分別從事持有物業及證券投資業務之間接非全資附屬公司（「出售事項」），予本集團一間合營公司AKL屬下之一間間接全資附屬公司，出售之已變現收益淨額為15.9百萬港元。出售事項不構成一項業務出售，據此，出售收益已根據本集團於該合營公司之權益被對銷。

In addition, on 5th May, 2015, the Group disposed of an indirect non wholly-owned subsidiary engaged in the businesses of management and investment advisory services with a net realised loss on disposal of HK\$0.8 million.

此外，於二零一五年五月五日，本集團出售一間間接非全資附屬公司，該附屬公司從事管理及投資顧問服務業務，出售之已變現虧損淨額為0.8百萬港元。

The details of the disposal of subsidiaries are stated below.

出售附屬公司之詳情載列如下。

		HK\$ million 百萬港元
Net assets disposed of:	已出售資產淨值：	
Investment property*	投資物業*	640.0
Goodwill	商譽	1.3
Deposits for acquisition of property, plant and equipment	收購物業、廠房及設備之按金	1.4
Trade and other receivables	貿易及其他應收款項	1.9
Cash and cash equivalents	現金及現金等價物	0.5
Trade and other payables	貿易及其他應付款項	(1.3)
Deferred tax liabilities	遞延稅項負債	(32.8)
		611.0
Release of non-controlling interests	撥回非控股權益	(0.7)
		610.3
Total consideration	總代價	(642.3)
Transaction costs	交易成本	1.0
		(31.0)
Net gain on disposal of subsidiaries	出售附屬公司之收益淨額	(31.0)
Unrealised gain	未變現收益	15.9
		(15.1)
Net realised gain on disposal of subsidiaries	出售附屬公司之已變現收益淨額	(15.1)
Net cash inflow on disposal of subsidiaries:	出售附屬公司之現金流入淨額：	
Consideration received in cash and cash equivalents	已收現金及現金等價物代價	642.3
Less: cash and cash equivalents disposed of	減：已出售現金及現金等價物	(0.5)
		641.8

\* The investment property was revalued before the Disposal and the fair value gain was HK\$203.2 million, which is included in the amount of HK\$415.0 million of net increase in fair value of investment properties in note 7.

\* 該投資物業已於出售事項前重估並錄得公平價值收益203.2百萬港元，已計入附註7內投資物業之公平價值增加淨額415.0百萬港元中。

for the year ended 31st December, 2015

#### 43. MAJOR NON-CASH TRANSACTION

During 2014, Allied Properties Resources Limited ("APRL"), a subsidiary of the Group, had signed an underwriting acceptance form ("Acceptance Form") with an associate of the Group. According to the Acceptance Form, AUD2.2 million (or equivalent to HK\$15.3 million) being the subscription amount owed by APRL to the associate for the subscription of shares in an Australian listed company was offset against the indebtedness owed by the associate to AP Finance Limited, a subsidiary of the Group.

#### 44. CONTINGENT LIABILITIES

At the end of the reporting period, the Group had guarantees as follows:

Indemnities on banking guarantee made available to a regulatory body	對給予一間監管機構的銀行保證所作的擔保
Financial guarantees under loan guarantee business*	貸款保證業務之財務保證*

\* The Group had provided guarantees to lenders of its loan guarantee customers to guarantee the repayment of debts owed by the loan guarantee customers to their lenders. At 31st December, 2015, the outstanding guarantee amount was HK\$139.2 million (2014: HK\$30.2 million).

截至二零一五年十二月三十一日止年度

#### 43. 主要非現金交易

於二零一四年，本集團附屬公司Allied Properties Resources Limited(「APRL」)與本集團一家聯營公司簽訂包銷接納表格(「接納表格」)。根據接納表格，APRL就認購一間澳洲上市公司之股份而結欠聯營公司之2.2百萬澳元(或相當於15.3百萬港元)認購款項，與該聯營公司結欠本集團附屬公司AP Finance Limited之債務抵銷。

#### 44. 或然負債

於報告期末，本集團作出之保證如下：

	2015 二零一五年 HK\$ Million 百萬港元	2014 二零一四年 HK\$ Million 百萬港元
	–	1.5
	<b>139.2</b>	30.2
	<b>139.2</b>	31.7

\* 本集團提供保證予貸款保證客戶之貸方，以保證貸款保證客戶償還所欠其貸方之債務。於二零一五年十二月三十一日，該等保證之結餘為139.2百萬港元(二零一四年：30.2百萬港元)。

for the year ended 31st December, 2015

截至二零一五年十二月三十一日止年度

## 45. COMMITMENTS

## 45. 承擔

## (a) Capital Commitments

## (a) 資本承擔

		2015 二零一五年 HK\$ Million 百萬港元	2014 二零一四年 HK\$ Million 百萬港元
Capital expenditure contracted but not provided for in the consolidated financial statements	已簽約但未在綜合財務報表撥備的資本開支	3.0	16.3
Capital expenditure authorised but not contracted for in the consolidated financial statements	已授權但未在綜合財務報表訂約的資本開支	155.0	-

## (b) Operating Lease Arrangements

## (b) 經營租約安排

As lessee

作為承租人

		2015 二零一五年 HK\$ Million 百萬港元	2014 二零一四年 HK\$ Million 百萬港元
Minimum lease payments under operating leases recognised for the year	於本年度確認有關經營租約之最低租約款項		
Land and buildings	土地及樓宇	186.4	221.0
Others	其他	0.2	13.7
		<b>186.6</b>	<b>234.7</b>

At the end of the reporting period, the Group had commitments for future minimum lease payments under non-cancellable operating leases which fall due as follows:

於報告期末，本集團根據不可撤銷經營租約而於下列期間到期支付之日後承擔最低租約款項如下：

		2015 二零一五年		2014 二零一四年	
		Land and buildings 土地及樓宇 HK\$ Million 百萬港元	Others 其他 HK\$ Million 百萬港元	Land and buildings 土地及樓宇 HK\$ Million 百萬港元	Others 其他 HK\$ Million 百萬港元
Within one year	於一年內	168.0	0.1	214.1	8.3
In the second to fifth year inclusive	第二至第五年(包括首尾兩年)	152.2	-	371.2	0.2
Over five years	五年以上	-	-	39.1	-
		<b>320.2</b>	<b>0.1</b>	<b>624.4</b>	<b>8.5</b>

for the year ended 31st December, 2015

**45. COMMITMENTS (CONT'D)****(b) Operating Lease Arrangements (Cont'd)***As lessee (Cont'd)*

Operating lease payments represent rental payable by the Group for its office premises and office equipment. Leases are generally negotiated for terms ranging from one to five years. The lease commitments include rental payable to an associate of HK\$1.9 million (2014: HK\$5.8 million) and a joint venture of HK\$33.1 million (2014: HK\$15.1 million).

*As lessor*

Property rental income earned during the year was HK\$210.4 million (2014: HK\$200.0 million). The property held has committed tenants with lease terms and rentals are fixed at one to five years.

At the end of the reporting period, the Group had contracted with tenants for the following future minimum lease payments:

Within one year	於一年內
In the second to fifth year inclusive	第二至第五年(包括首尾兩年)

The lease commitments include rental receivable from associates of HK\$2.5 million (2014: HK\$0.1 million) and a director of the Company of HK\$4.1 million (2014: HK\$3.4 million).

**(c) Loan Commitments**

Within one year	於一年內
In the second to fifth year inclusive	第二至第五年(包括首尾兩年)

截至二零一五年十二月三十一日止年度

**45 承擔(續)****(b) 經營租約安排(續)***作為承租人(續)*

經營租約付款指本集團就其辦公室物業及辦公室設備應付之租金。租約之年期一般議定為一至五年不等。租賃承擔包括應付一間聯營公司之租金1.9百萬港元(二零一四年: 5.8百萬港元)及應付一間合營公司之租金33.1百萬港元(二零一四年: 15.1百萬港元)。

*作為出租人*

年內賺取之物業租金收入為210.4百萬港元(二零一四年: 200.0百萬港元)。所持有之物業已有租戶承諾租用,租賃期限及繳租期固定為一至五年。

於報告期末,本集團已就下列未來最低租約款項與租戶訂立合約:

	2015 二零一五年 HK\$ Million 百萬港元	2014 二零一四年 HK\$ Million 百萬港元
Within one year	149.8	163.4
In the second to fifth year inclusive	80.7	86.3
	<b>230.5</b>	<b>249.7</b>

租賃承擔包括應收聯營公司之租金2.5百萬港元(二零一四年: 0.1百萬港元)及應收本公司董事之租金4.1百萬港元(二零一四年: 3.4百萬港元)。

**(c) 貸款承擔**

	2015 二零一五年 HK\$ Million 百萬港元	2014 二零一四年 HK\$ Million 百萬港元
Within one year	1,021.7	1,611.6
In the second to fifth year inclusive	135.7	-
	<b>1,157.4</b>	<b>1,611.6</b>



for the year ended 31st December, 2015

截至二零一五年十二月三十一日止年度

#### 45. COMMITMENTS (CONT'D)

##### (d) Other Commitments

On 16th December, 2015, an indirect non wholly-owned subsidiary of the Group entered into the sale and purchase agreement to acquire approximately 23.9% of the total issued share capital of APAC Resources Limited, which is listed on the main board of the Stock Exchange (stock code: 1104), at a consideration of approximately HK\$484.0 million. A refundable deposit of approximately HK\$48.4 million, being 10% of the consideration, was paid upon the signing of the sale and purchase agreement.

The balance payment of approximately HK\$435.6 million, being 90% of the consideration would be paid at completion. The transaction was completed on 29th February, 2016.

#### 46. EMPLOYEE BENEFITS

The Group operates defined contribution retirement benefit schemes for all qualifying employees in Hong Kong. The assets of the schemes are held separately from those of the Group under provident funds managed by independent trustees.

The retirement benefits cost charged to the consolidated statement of profit or loss represents contributions paid and payable to the fund by the Group at rates specified in the rules of the schemes. Where there are employees who leave the schemes prior to vesting fully in the contributions, in accordance with the terms of the schemes, the contributions payable by the Group are reduced by the amount of forfeited employer's contributions.

The scheme has been closed in December 2000 to new employees as a consequence of the Mandatory Provident Fund Schemes Ordinance introduced by the Hong Kong Government.

From 1st December, 2000 onwards, new staff in Hong Kong joining the Group are required to join the Mandatory Provident Fund Scheme ("MPF Scheme"). The Group is required to contribute 5% of the employees' salaries, while the employees are required to contribute 5% of their salaries to the MPF Scheme.

The employees of the Company's subsidiaries established in the PRC are members of state-managed retirement benefit schemes operated by the PRC government. These subsidiaries are required to contribute certain percentage of payroll costs to the retirement benefit schemes to fund the benefits. The only obligation of the Group with respect to the retirement benefit schemes is to make the specified contributions.

#### 45 承擔(續)

##### (d) 其他承擔

於二零一五年十二月十六日，本集團之間接非全資附屬公司訂立買賣協議，以收購亞太資源有限公司(一間於聯交所主板上市之公司，股份代號：1104)全部已發行股本約23.9%，代價約484.0百萬港元。可退還按金約48.4百萬港元(即代價之10%)，已於簽訂買賣協議時支付。

餘額約435.6百萬港元(即代價之90%)將於完成時支付。該交易於二零一六年二月二十九日完成。

#### 46. 僱員福利

本集團為所有香港合資格僱員提供定額供款退休福利計劃。該等計劃之資產與本集團資產分開持有，獨立存於獨立信託公司所管理之公積金。

自綜合損益表扣除之退休福利開支為本集團按計劃規則所指定比率而已付及應付供款。倘僱員於完全達到享用退休福利前退出計劃，則根據計劃之條款，本集團應付的供款將扣除僱主應繳之金額。

由於香港政府推行強制性公積金計劃條例，故此本集團於二零零零年十二月起不再為新僱員提供上述計劃。

自二零零零年十二月一日起，凡於香港新加盟本集團之員工按規定均須加入強制性公積金計劃(「強積金計劃」)。本集團及僱員各自須向強積金計劃作出相當於僱員薪金5%之供款。

本公司在中國成立之附屬公司之僱員為中國政府管理之國家退休福利計劃之成員。此等附屬公司需按工資成本若干百分比向退休福利計劃作出供款，支持有關福利。本集團就退休福利計劃之責任僅為作出指定之供款。

for the year ended 31st December, 2015

#### 46. EMPLOYEE BENEFITS (CONT'D)

Expenses recognised in profit or loss for the contributions to retirement benefit schemes for the current year amounted to HK\$124.7 million (2014: HK\$113.2 million). The amount of forfeited contributions utilised in the course of the year ended 31st December, 2015 was HK\$0.5 million (2014: HK\$1.6 million).

Under the employee ownership scheme of SHK ("EOS"), which was formally adopted by SHK on 18th December, 2007, selected employees or directors of SHK group (the "Selected Grantees") were awarded shares in SHK. Following management's recommendation of SHK, shares of SHK were granted to the Selected Grantees subject to various terms including, amongst other things, the vesting scale whereby awarded shares of SHK will vest and become unrestricted in various vesting periods. During the year, 0.3 million shares (2014: 1.7 million shares) of SHK were awarded to Selected Grantees under the EOS. The fair value of the services rendered (by reference to the market value of awarded shares at grant dates) as consideration of the shares awarded during the year was HK\$2.2 million (2014: HK\$8.7 million) which will be amortised to profit or loss during the vesting period. The amount expensed during the year in respect of shares awarded under the EOS was HK\$0.5 million (2014: HK\$10.0 million).

At the extraordinary general meeting of the Company held on 23rd July, 2012, it was resolved that a director's service agreement entered between SHK group and a director of SHK's subsidiary for a term of ten years be approved. Subject to the terms and conditions of the agreement, SHK group has granted the director of a subsidiary an option ("Option") to subscribe for or purchase up to 20% of the issued capital of a new company ("Newco") to be established to hold all equity interests in subsidiaries incorporated or to be incorporated in the PRC for money lending businesses in the PRC ("PRC Subsidiaries") at an exercise price which is determined based on the aggregate carrying amount of shareholders equity and shareholders loans proportional to the shareholding to be taken up by the director of a subsidiary at the time of exercise of the Option. Prior to the period before the Option becomes vested, the director of a subsidiary is also entitled a bonus calculated based on the performance of PRC Subsidiaries. The transaction constituted a very substantial disposal and a connected transaction and its details were disclosed in the Company's circular dated 29th June, 2012.

截至二零一五年十二月三十一日止年度

#### 46. 僱員福利(續)

本年度就退休福利計劃供款在損益確認之費用為124.7百萬港元(二零一四年：113.2百萬港元)。於截至二零一五年十二月三十一日止年度內使用之被沒收供款額為0.5百萬港元(二零一四年：1.6百萬港元)。

根據新鴻基於二零零七年十二月十八日正式採納之新鴻基僱員股份擁有計劃(「僱員股份擁有計劃」)，新鴻基集團之經選定僱員或董事(「選定承授人」)獲授予新鴻基股份。經新鴻基管理層推薦後，向選定承授人授予新鴻基股份，惟須受各項條款所限，包括歸屬規模，據此，所授予之新鴻基股份將歸屬及在各個歸屬期間成為無限制。年內，根據僱員股份擁有計劃分別向選定承授人獎授0.3百萬股(二零一四年：1.7百萬股)新鴻基股份。年內作為獎授股份代價之所提供服務之公平價值(經參考獎授股份於授出日期之市值)為2.2百萬港元(二零一四年：8.7百萬港元)，將於歸屬期內於損益攤銷。年內根據僱員股份擁有計劃獎勵之股份所支銷之金額為0.5百萬港元(二零一四年：10.0百萬港元)。

本公司於二零一二年七月二十三日舉行股東特別大會，議決批准新鴻基集團與新鴻基一間附屬公司之董事訂立之董事服務協議，為期十年。以協議之條款及條件為限，新鴻基集團授予附屬公司之董事購股權(「購股權」)，按行使價認購或購買將成立新公司(「新公司」)最多20%之已發行股本，該新公司成立以持有於或將於中國註冊成立從事放款業務的附屬公司(「中國附屬公司」)之全部股權。行使價乃根據附屬公司之董事行使購股權時將認購之股權比例應佔之股東權益及股東貸款之賬面總值釐定。於購股權歸屬前之期間，附屬公司之董事亦有權獲得按中國附屬公司表現計算所得之花紅。是項交易構成非常重大出售事項及關連交易，詳情披露於本公司二零一二年六月二十九日之通函。

for the year ended 31st December, 2015

截至二零一五年十二月三十一日止年度

#### 46. EMPLOYEE BENEFITS (CONT'D)

The fair value of the Option on grant date of 23rd July, 2012 was HK\$255.1 million which was calculated using the Black-Scholes pricing model and carried out by Norton Appraisals Limited, a firm of independent and qualified professional valuers not connected with the Group. The inputs into the model include an underlying asset value of PRC Subsidiaries as at the grant date of HK\$1,018.1 million, risk free rate of 2.74%, volatility of 39.25% and expected option life of 5 years. No share based payment expense is recognised in the consolidated financial statements for the year ended 31st December, 2015 (2014: Nil) since one of the vesting conditions for the Option is the successful completion of the establishment of the Newco, the date of which, in the opinion of the management, could not yet be estimated with reasonable certainty.

#### 46. 僱員福利(續)

購股權之公平價值於授出日期二零一二年七月二十三日為255.1百萬港元，由與本集團並無關連之獨立合資格專業估值公司普敦國際評估有限公司以柏力克-舒爾斯定價模式計量。模式之輸入數據包括中國附屬公司於授出日期之相關資產值1,018.1百萬港元、無風險利率2.74%、波幅39.25%及預計購股權期限為五年。截至二零一五年十二月三十一日止年度並無於綜合財務報表確認股份結算開支(二零一四年：無)，因為購股權其中一項歸屬條件是成功完成新公司之成立，而管理層認為完成成立之日期無法合理估計。

#### 47. PLEDGE OF ASSETS

At the end of the reporting period, certain of the Group's investment properties, hotel property, land and buildings and properties held for sale with an aggregate carrying value of HK\$6,153.8 million (2014: HK\$5,201.4 million), listed securities belonging to the Group with fair values of HK\$nil (2014: HK\$69.3 million), listed securities belonging to margin clients with fair values of HK\$nil (2014: HK\$1,563.5 million) together with certain securities in respect of a listed subsidiary with investment cost of HK\$276.6 million (2014: HK\$276.6 million) were pledged to secure loans and general banking facilities to the extent of HK\$1,382.4 million (2014: HK\$3,233.0 million) granted to the Group. Facilities amounting to HK\$584.4 million (2014: HK\$859.9 million) were utilised at the end of the reporting period.

#### 47. 資產抵押

於報告期末，本集團賬面總值6,153.8百萬港元(二零一四年：5,201.4百萬港元)之若干投資物業、酒店物業、土地及樓宇及待出售物業、公平價值零港元(二零一四年：69.3百萬港元)之屬於本集團之上市證券及公平價值零港元(二零一四年：1,563.5百萬港元)之屬於證券放款客戶之上市證券，連同一間上市附屬公司投資成本276.6百萬港元(二零一四年：276.6百萬港元)之若干證券，已用作多達1,382.4百萬港元(二零一四年：3,233.0百萬港元)授予本集團之貸款及一般銀行信貸之抵押。於報告期末，已提用信貸額584.4百萬港元(二零一四年：859.9百萬港元)。

for the year ended 31st December, 2015

截至二零一五年十二月三十一日止年度

**48. RELATED PARTY TRANSACTIONS AND BALANCES**

During the year, the Group entered into following significant transactions with related parties.

**(a) Summary of transactions****Associates**

Management services fee	聯營公司 管理服務費
Interest income	利息收入
Facility arrangement fee income and underwriting fee income	融資安排費用收入及包銷費收入
Insurance premiums received in the course of provision of insurance brokerage services	提供保險代理服務過程中收取之保險費
Rent, property management and air-conditioning fee income	租金、物業管理及空調費收入
Rent and property management fee	租金及物業管理費
Manager's fee	管理人費用
Service fees income	服務費收入
Brokerage expenses	經紀費用
Service fees expenses	服務費用
Insurance premiums paid	已付保險費

**Joint ventures**

Administration, management, consultancy and agency fee income	合營公司 行政、管理、顧問及代理費收入
Rent, property management and air-conditioning fee	租金、物業管理及空調費
Manager's fee	管理人費用
Consideration received from disposal of subsidiaries	出售附屬公司已收取之代價

**Director of the Company**

Rental income	本公司董事 租金收入
---------------	---------------

Note: None of the above related party transactions constitutes a discloseable connected transaction as defined in the Listing Rules.

**(b) Key management personnel compensation**

Short-term benefits	短期福利
Post-employment benefits	退休福利

**48. 關連人士交易及結餘**

年內，本集團與關連人士訂立以下重大交易：

**(a) 交易概要**

	(Income)/Expense (收入)/支出	
	2015 二零一五年 HK\$ Million 百萬港元	2014 二零一四年 HK\$ Million 百萬港元
Management services fee	(24.1)	(21.6)
Interest income	(34.8)	(10.1)
Facility arrangement fee income and underwriting fee income	(0.5)	(5.2)
Insurance premiums received in the course of provision of insurance brokerage services	(0.1)	(1.3)
Rent, property management and air-conditioning fee income	(1.5)	(0.3)
Rent and property management fee	4.7	4.9
Manager's fee	(2.5)	(2.3)
Service fees income	(3.6)	-
Brokerage expenses	1.9	-
Service fees expenses	4.2	-
Insurance premiums paid	6.7	-
Administration, management, consultancy and agency fee income	(12.2)	(15.8)
Rent, property management and air-conditioning fee	30.3	27.9
Manager's fee	(1.3)	(1.4)
Consideration received from disposal of subsidiaries	(640.5)	-
Rental income	(3.9)	(3.9)

註解：以上關連人士交易並不屬於上市規則所界定之須予披露關連交易。

**(b) 主要管理層人員酬金**

	2015 二零一五年 HK\$ Million 百萬港元	2014 二零一四年 HK\$ Million 百萬港元
Short-term benefits	81.9	72.4
Post-employment benefits	0.8	0.7
	82.7	73.1

for the year ended 31st December, 2015

截至二零一五年十二月三十一日止年度

**48. RELATED PARTY TRANSACTIONS AND BALANCES (CONT'D)****48. 關連人士交易及結餘(續)****(c) At the end of the reporting period, the Group had the following material balances with related parties:****(c) 於報告期末，本集團與關連人士有以下重大結餘：**

		2015 二零一五年 HK\$ Million 百萬港元	2014 二零一四年 HK\$ Million 百萬港元
Associates	聯營公司	310.4	193.1
Joint ventures	合營公司	14.2	(26.4)
Director of the Company	本公司董事	(1.3)	(0.5)
		<b>323.3</b>	<b>166.2</b>

The above amounts are included in the consolidated statement of financial position of the Group in the following ways:

上述金額乃以下列方式於本集團之綜合財務狀況表內入賬：

		Notes 註解	2015 二零一五年 HK\$ Million 百萬港元	2014 二零一四年 HK\$ Million 百萬港元
Trade and other receivables	貿易及其他應收款項		9.2	8.6
Amounts due from associates	聯營公司欠款	(i)	306.8	190.1
Amounts due from joint ventures	合營公司欠款	(ii)	14.3	48.8
Trade and other payable	貿易及其他應付款項		(1.4)	(0.8)
Amounts due to associates	欠聯營公司款項	(i)	(5.5)	(5.4)
Amounts due to joint ventures	欠合營公司款項	(ii)	(0.1)	(75.1)
			<b>323.3</b>	<b>166.2</b>

Notes:

- (i) As at 31st December, 2015, the amounts due from (to) associates are unsecured, non-interest bearing and repayable on demand, except for an unsecured short-term loan to an associate of HK\$44.8 million, which bears interest at 6% per annum and is due for repayment on 30th June, 2016.
- (ii) As at 31st December, 2015, the amounts due from (to) joint ventures are unsecured, non-interest bearing and repayable on demand.

註解：

- (i) 於二零一五年十二月三十一日，該等欠自(欠)聯營公司款項為無抵押、免息及須於要求時償還，惟授予一間聯營公司之44.8百萬港元無抵押短期貸款(此筆貸款按每年6厘計息，並須於二零一六年六月三十日償還)除外。
- (ii) 於二零一五年十二月三十一日，該等欠自(欠)合營公司款項為無抵押、免息及於要求時償還。

for the year ended 31st December, 2015

#### 48. RELATED PARTY TRANSACTIONS AND BALANCES (CONT'D)

- (d) During the year, (i) short-term loan of HK\$1.6 million (2014: HK\$6.3 million) was advanced to an associate; (ii) long-term loans of HK\$340.0 million (2014: HK\$4.0 million) were advanced to associates and HK\$340.0 million (2014: HK\$14.3 million) were repaid by associates; (iii) 1-year shareholder loan HK\$1,061.6 million (2014: Nil) was advanced to an associate and HK\$1,061.6 million (2014: Nil) was repaid by an associate (note 15); and (iv) 6% unsecured term loan of HK\$nil (2014: HK\$41.2 million) was advanced to an associate and HK\$63.9 million (2014: HK\$68.0 million) was repaid by an associate.
- (e) During the year, a non-interest bearing loan of HK\$75.0 million (2014: Nil) was repaid to a joint venture.

#### 49. EVENT AFTER THE REPORTING PERIOD

On 16th December, 2015, an indirect non wholly-owned subsidiary of the Group entered into the sale and purchase agreement to acquire approximately 23.9% of the total issued share capital of APAC Resources Limited, which is listed on the main board of the Stock Exchange (stock code: 1104), at a consideration of approximately HK\$484.0 million ("Acquisition"). On 29th February, 2016, all of the conditions of the sale and purchase agreement were fulfilled and the Acquisition was completed. Following the completion, the Group owned approximately 23.9% equity interest in APAC Resources Limited.

截至二零一五年十二月三十一日止年度

#### 48. 關連人士交易及結餘(續)

- (d) 年內，(i)已向一間聯營公司墊支短期貸款1.6百萬港元(二零一四年：6.3百萬港元)；(ii)向聯營公司墊支長期貸款340.0百萬港元(二零一四年：4.0百萬港元)及獲聯營公司償還長期貸款340.0百萬港元(二零一四年：14.3百萬港元)；(iii)向一間聯營公司墊支一年期股東貸款1,061.6百萬港元(二零一四年：無)及獲一間聯營公司償還一年期股東貸款1,061.6百萬港元(二零一四年：無)(附註15)；及(iv)向一間聯營公司墊支6%無抵押有期貨款零港元(二零一四年：41.2百萬港元)及獲一間聯營公司償還6%無抵押有期貨款63.9百萬港元(二零一四年：68.0百萬港元)。
- (e) 年內，向一間合營公司償還免息貸款75.0百萬港元(二零一四年：無)。

#### 49. 報告期後事項

於二零一五年十二月十六日，本集團之間接非全資附屬公司訂立買賣協議，以收購亞太資源有限公司(一間於聯交所主板上市之公司，股份代號：1104)全部已發行股本約23.9%，代價約484.0百萬港元(「收購事項」)。於二零一六年二月二十九日，買賣協議之所有條件均已達成，收購事項亦告完成。完成交易後，本集團持有亞太資源有限公司約23.9%之股權。

for the year ended 31st December, 2015

截至二零一五年十二月三十一日止年度

**50. STATEMENT OF FINANCIAL POSITION OF THE COMPANY****50. 本公司之財務狀況表**


		2015 二零一五年 HK\$ Million 百萬港元	2014 二零一四年 HK\$ Million 百萬港元
<b>Non-current assets</b>	<b>非流動資產</b>		
Property, plant and equipment	無形資產	2.4	3.3
Investments in subsidiaries	於附屬公司之投資	1,230.3	1,169.4
Amounts due from subsidiaries	附屬公司欠款	3,118.0	3,266.0
		<b>4,350.7</b>	4,438.7
<b>Current assets</b>	<b>流動資產</b>		
Financial assets at fair value through profit or loss	透過損益賬按公平價值處理之金融資產	10.8	27.9
Trade and other receivables	貿易及其他應收款項	8.1	7.5
Amounts due from subsidiaries	附屬公司欠款	437.2	392.5
Cash and cash equivalents	現金及現金等價物	187.2	562.5
		<b>643.3</b>	990.4
<b>Current liabilities</b>	<b>流動負債</b>		
Trade and other payables	貿易及其他應付款項	5.4	3.8
Provisions	撥備	0.4	0.4
		<b>5.8</b>	4.2
<b>Net current assets</b>	<b>流動資產淨值</b>	<b>637.5</b>	986.2
<b>Total assets less current liabilities</b>	<b>總資產減流動負債</b>	<b>4,988.2</b>	5,424.9
<b>Capital and reserves</b>	<b>股本及儲備</b>		
Share capital	股本	2,221.7	2,221.7
Reserves	儲備	1,090.3	727.0
<b>Total equity</b>	<b>權益總額</b>	<b>3,312.0</b>	2,948.7
<b>Non-current liability</b>	<b>非流動負債</b>		
Amount due to a subsidiary	欠一間附屬公司款項	1,676.2	2,476.2
		<b>4,988.2</b>	5,424.9

The Company's statement of financial position was approved and authorised for issue by the Board of Directors on 23rd March, 2016, and are signed on its behalf by:

本公司財務狀況表經董事會於二零一六年三月二十三日批准及授權刊發，並由下列董事代表簽署：



**Arthur George Dew**  
狄亞法  
Director  
董事



**Edwin Lo King Yau**  
勞景祐  
Director  
董事

for the year ended 31st December, 2015

截至二零一五年十二月三十一日止年度

## 51. RESERVES OF THE COMPANY

## 51. 本公司之儲備

		Share premium 股份溢價 HK\$ Million 百萬港元	Capital redemption reserve 資本 贖回儲備 HK\$ Million 百萬港元	Accumulated profits 累計溢利 HK\$ Million 百萬港元	Dividend reserve 股息儲備 HK\$ Million 百萬港元	Total 總計 HK\$ Million 百萬港元
At 1st January, 2014	於二零一四年一月一日	1,519.5	334.7	336.5	248.1	2,438.8
2014 interim dividend	二零一四年中期股息	-	-	(27.5)	27.5	-
Adjustment to 2013 final dividend	二零一三年末期股息之調整	-	-	0.6	(0.6)	-
Dividend paid	已付股息	-	-	-	(275.0)	(275.0)
Proposed final dividend	擬派末期股息	-	-	(275.0)	275.0	-
Share repurchased and cancelled	購回及註銷股份	-	-	(14.6)	-	(14.6)
Transfer upon the abolition of par value under the new Hong Kong Companies Ordinance	根據新香港公司條例廢除股份面值之轉撥	(1,519.5)	(334.7)	-	-	(1,854.2)
Profit attributable to owners of the Company	本公司股東應佔溢利	-	-	432.0	-	432.0
At 31st December, 2014	於二零一四年十二月三十一日	-	-	452.0	275.0	727.0
2015 interim dividend	二零一五年中期股息	-	-	(27.5)	27.5	-
Dividend paid	已付股息	-	-	-	(302.5)	(302.5)
Second interim dividend declared	宣派第二次中期股息	-	-	(285.2)	285.2	-
Share repurchased and cancelled	購回及註銷股份	-	-	(194.1)	-	(194.1)
Profit attributable to owners of the Company	本公司股東應佔溢利	-	-	859.9	-	859.9
At 31st December, 2015	於二零一五年十二月三十一日	-	-	805.1	285.2	1,090.3

The Company's reserves available for distribution to owners of the Company at 31st December, 2015 are represented by accumulated profits and dividend reserve totalling HK\$1,090.3 million (2014: HK\$727.0 million).

於二零一五年十二月三十一日，本公司可供派發予本公司股東之儲備以合共1,090.3百萬港元(二零一四年：727.0百萬港元)的累計溢利及股息儲備呈列。



for the year ended 31st December, 2015

截至二零一五年十二月三十一日止年度

**52. INVESTMENTS IN SUBSIDIARIES****52. 於附屬公司之投資****Details of non-wholly owned subsidiaries of the Group that have material non-controlling interests**

The consolidated profit or loss allocated to non-controlling interests during the year and the accumulated non-controlling interests in the consolidated statement of financial position as at 31st December, 2015 are as follows:

本集團擁有重大非控股權益的非全資附屬公司的詳情

年內，分配予非控股權益之綜合損益及於二零一五年十二月三十一日之綜合財務狀況表內累計之非控股權益如下：

	Profit allocated to non-controlling interests 分配予非控股權益之溢利		Accumulated non-controlling interests 累計非控股權益	
	2015 二零一五年 HK\$ Million 百萬港元	2014 二零一四年 HK\$ Million 百萬港元	2015 二零一五年 HK\$ Million 百萬港元	2014 二零一四年 HK\$ Million 百萬港元
APL	3,020.9	1,559.9	18,383.3	16,382.1
Other subsidiaries having non-controlling interests	(25.3)	21.6	320.0	356.9
	<b>2,995.6</b>	<b>1,581.5</b>	<b>18,703.3</b>	<b>16,739.0</b>

Summarised consolidated financial information of APL is set out below.

聯合地產的綜合財務資料概要載列如下。

	2015 二零一五年 HK\$ Million 百萬港元	2014 二零一四年 HK\$ Million 百萬港元
Current assets	18,767.6	22,615.1
Non-current assets	32,049.7	27,361.9
Current liabilities	(3,435.3)	(7,904.6)
Non-current liabilities	(8,075.2)	(7,283.2)
Dividend paid to non-controlling interests	490.6	299.1
Revenue from continuing operations	4,594.5	4,571.7
Revenue from discontinued operations	603.5	1,073.3
Profit for the year		
– continuing operations	2,875.3	2,685.0
– discontinued operations	3,228.9	390.3
Other comprehensive expenses for the year	(622.9)	(110.7)

for the year ended 31st December, 2015

截至二零一五年十二月三十一日止年度

## 53. PARTICULARS OF PRINCIPAL SUBSIDIARIES

## 53. 主要附屬公司資料

Particulars of the Company's principal subsidiaries at 31st December, 2015 which have their principal place of operations in Hong Kong are set out below:

於二零一五年十二月三十一日，本公司主要業務所在地位於香港之主要附屬公司資料如下：

Subsidiaries 附屬公司	Paid up issued ordinary share capital 繳足已發行 普通股本 HK\$ 港元	Proportion of ownership interest 擁有權益之比例				Principal activity 主要業務
		Held by the Company/ subsidiaries 本公司/附屬公司持有		Attributable to the Group 本集團應佔		
		2015	2014	2015	2014	
		二零一五年 %	二零一四年 %	二零一五年 %	二零一四年 %	
AG Capital Limited 聯合融資有限公司	2	100	100	100	100	Securities trading, money lending and business of consultancy 證券買賣、借貸 及顧問諮詢業務
AG Investments Limited	50,000,000	100*	100*	100	100	Investment holding 投資控股
Alaston Development Limited	US\$1 1美元	100	100	75	75	Property holding 持有物業
Allied Capital Management Limited	2	100	100	100	100	Securities trading 證券買賣
Allied Properties (H.K.) Limited ** 聯合地產(香港)有限公司**	4,250,524,762	14* 61	14* 61	75	75	Investment holding 投資控股
Allied Real Estate Agency Limited 聯合地產代理有限公司	2	100	100	75	75	Real estate agency 地產代理
AP Administration Limited	2	100	100	75	75	Provision of management and consultancy services 提供管理及顧問服務
AP Corporate Services Limited	2	100	100	75	75	Provision of corporate services 提供公司服務
AP Development Limited 聯合地產發展有限公司	2	100	100	75	75	Investment holding 投資控股
AP Diamond Limited	US\$1 1美元	100	100	75	75	Property trading and holding 物業買賣及持有物業
AP Emerald Limited	US\$1 1美元	100	100	75	75	Investment holding 投資控股
AP Finance Limited	2	100	100	75	75	Money lending 借貸
AP Property Management Limited	2	100	100	75	75	Building management 樓宇管理

for the year ended 31st December, 2015

截至二零一五年十二月三十一日止年度

**53. PARTICULARS OF PRINCIPAL SUBSIDIARIES (CONT'D)**
**53. 主要附屬公司資料(續)**

Subsidiaries 附屬公司	Paid up issued ordinary share capital 繳足已發行 普通股股本 HK\$ 港元	Proportion of ownership interest 擁有權益之比例				Principal activity 主要業務
		Held by the Company/ subsidiaries 本公司/附屬公司持有		Attributable to the Group 本集團應佔		
		2015 二零一五年	2014 二零一四年	2015 二零一五年	2014 二零一四年	
		%	%	%	%	
Best Melody Development Limited 高韻發展有限公司	5,000	100	100	75	75	Property holding 持有物業
Capital Sharp Investment Limited 昌鍵投資有限公司	2	100	100	75	75	Investment holding 投資控股
Capscore Limited	2	100*	100*	100	100	Investment holding 投資控股
Charm Force Investment Limited 耀科投資有限公司	18,155,000	57	57	43	43	Investment holding 投資控股
Citiwealth Investment Limited 開鵬投資有限公司	2	100*	100*	100	100	Investment holding 投資控股
CMS Investments Limited	1	100	100	75	75	Investment holding 投資控股
Conrad Security Limited 港麗保安有限公司	1	100	100	75	75	Security and guarding services 保安及護衛服務
First Asian Holdings Limited 亞洲第一集團有限公司	2	100	100	24	24	Investment holding 投資控股
Florich Development Limited 景資發展有限公司	10,000	100	100	75	75	Investment holding 投資控股
Front Sail Limited 拓航有限公司	5,000	100	100	75	75	Property holding 持有物業
Gilmore Limited	2	100	100	75	75	Property holding 持有物業
Hillcrest Development Limited	20	100	100	75	75	Property holding 持有物業
Hi-Link Limited	200	100	100	75	75	Investment holding 投資控股

for the year ended 31st December, 2015

截至二零一五年十二月三十一日止年度

**53. PARTICULARS OF PRINCIPAL SUBSIDIARIES (CONT'D)**
**53. 主要附屬公司資料(續)**

Subsidiaries 附屬公司	Paid up issued ordinary share capital 繳足已發行 普通股本 HK\$ 港元	Proportion of ownership interest 擁有權益之比例				Principal activity 主要業務
		Held by the Company/ subsidiaries 本公司/附屬公司持有		Attributable to the Group 本集團應佔		
		2015	2014	2015	2014	
		二零一五年 %	二零一四年 %	二零一五年 %	二零一四年 %	
Integrated Custodian Limited	2	100	100	75	75	Property holding 持有物業
Itso Limited	2	100	100	41	41	Investment holding, securities trading and financial services 投資控股、證券買賣及 金融服務
Jaffe Development Limited	US\$1 1美元	100	100	75	75	Property holding 持有物業
Kalix Investment Limited	2	100	100	75	75	Property holding 持有物業
Kennedy (Nominees) Limited	10,000	100	100	41	41	Nominee services 代理人服務
Long Rainbow Limited 大利標有限公司	2	100	100	75	75	Investment holding 投資控股
Long Set Investments Limited 朗式投資有限公司	2	100	100	75	75	Investment holding 投資控股
Mainford Investment Limited 銘福投資有限公司	1	100	100	75	75	Property holding 持有物業
Mightyton Limited	10,000	100	100	75	75	Property holding 持有物業
Oakfame Investment Limited 幹美投資有限公司	2	100	100	41	41	Investment holding 投資控股
Otone Limited 安通建業有限公司	2	100	100	75	75	Hotel operations and property holding 酒店業務及持有物業

for the year ended 31st December, 2015

截至二零一五年十二月三十一日止年度

**53. PARTICULARS OF PRINCIPAL SUBSIDIARIES (CONT'D)**
**53. 主要附屬公司資料(續)**

Subsidiaries 附屬公司	Paid up issued ordinary share capital 繳足已發行 普通股股本 HK\$ 港元	Proportion of ownership interest 擁有權益之比例				Principal activity 主要業務
		Held by the Company/ subsidiaries 本公司/附屬公司持有		Attributable to the Group 本集團應佔		
		2015 二零一五年	2014 二零一四年	2015 二零一五年	2014 二零一四年	
		%	%	%	%	
Pioneer Alliance Limited 興順隆有限公司	10,000	100*	100*	100	100	Investment holding 投資控股
Plentiwind Limited	15,000,002	100	100	41	41	Investment holding and trading 投資控股及買賣
Polyking Services Limited 栢麗服務有限公司	2	100	100	75	75	Building maintenance and cleaning services 樓宇維修及清潔服務
Protech Property Management Limited 保得物業管理有限公司	5,000	100	100	75	75	Building management and security guarding services 樓宇管理及護衛服務
Rank Crown Investment Limited 穎坤投資有限公司	2	100*	100*	100	100	Investment holding 投資控股
San Pack Properties Limited 山栢置業有限公司	10	100	100	75	75	Property holding 持有物業
Scienter Investments Limited	20	100	100	41	41	Investment holding and provision of loan finance 投資控股及提供貸款融資
SHK Finance Limited 新鴻基財務有限公司	150,000,000	100	100	24	24	Money lending 借貸
SHK Financial Data Limited 新鴻基財經資訊有限公司	100	51	51	21	21	Financial information services 財經資訊服務
SHK Hong Kong Industries Limited** 新工投資有限公司**	918,978,271	75	75	75	75	Investment holding 投資控股
SHK Investment Services Limited	1,000,000	100	100	41	41	Asset holding and leasing 資產投資及租賃
SHK Securities Limited	20	100	100	41	41	Asset holding and leasing 資產投資及租賃
Sierra Joy Limited	2	100	100	75	75	Property holding 持有物業

for the year ended 31st December, 2015

截至二零一五年十二月三十一日止年度

**53. PARTICULARS OF PRINCIPAL SUBSIDIARIES (CONT'D)**
**53. 主要附屬公司資料(續)**

Subsidiaries 附屬公司	Paid up issued ordinary share capital 繳足已發行 普通股本 HK\$ 港元	Proportion of ownership interest 擁有權益之比例				Principal activity 主要業務
		Held by the Company/ subsidiaries 本公司/附屬公司持有		Attributable to the Group 本集團應佔		
		2015	2014	2015	2014	
		二零一五年 %	二零一四年 %	二零一五年 %	二零一四年 %	
Sunhill Investments Limited 陽山投資有限公司	2	100*	100*	100	100	Investment holding 投資控股
Sun Hung Kai & Co. Limited** 新鴻基有限公司**	8,731,004,462	55	55	41	41	Investment holding 投資控股
Sun Hung Kai Credit Limited (formerly known as Top Asia Finance Limited) 新鴻基信貸有限公司 (前稱Top Asia Finance Limited)	250,000,000	100	100	36	24	Money Lending 借貸
Sun Hung Kai Securities (Overseas) Limited 新鴻基證券(海外)有限公司	60,000	100	100	41	41	Investment holding 投資控股
Sun Hung Kai Securities (Trustees) Limited 新鴻基證券(信託)有限公司	3,000,000	100	100	41	41	Provision of trustee services 提供信託服務
Sun Hung Kai Strategic Capital Limited 新鴻基策略資本有限公司	2	100	100	41	41	Investment holding, securities trading and financial services 投資控股、證券買賣及金融 服務
Sun Hung Kai Structured Finance Limited 新鴻基結構融資有限公司	137,500,000	100	100	41	41	Securities trading and provision of loan finance 證券買賣及提供貸款融資
Sun Hung Kai Venture Capital Limited	2	100	100	41	41	Investment holding 投資控股
Texgulf Limited	20	100	100	41	41	Property holding 持有物業
The Hong Kong Equity Guarantee Corporation Limited	2	100	100	75	75	Investment holding 投資控股
Tung Wo Investment Company, Limited 同和投資有限公司	10,000	100	100	41	41	Investment holding 投資控股
United Asia Finance Limited 亞洲聯合財務有限公司	1,502,218,418	58	58	24	24	Consumer financing 私人財務

for the year ended 31st December, 2015

截至二零一五年十二月三十一日止年度

53. PARTICULARS OF PRINCIPAL SUBSIDIARIES  
(CONT'D)

## 53. 主要附屬公司資料(續)

Subsidiaries 附屬公司	Paid up issued ordinary share capital 繳足已發行 普通股本 HK\$ 港元	Proportion of ownership interest 擁有權益之比例				Principal activity 主要業務
		Held by the Company/ subsidiaries 本公司/附屬公司持有		Attributable to the Group 本集團應佔		
		2015	2014	2015	2014	
		二零一五年 %	二零一四年 %	二零一五年 %	二零一四年 %	
Wah Cheong Development Company, Limited 華昌建業有限公司	25,100,000	100	100	41	41	Investment holding 投資控股
Wineur Secretaries Limited 偉略秘書有限公司	2	100	100	41	41	Secretarial services 秘書服務
Yee Li Ko Investment Limited 億利高投資有限公司	58,330,000	100	100	41	41	Property holding 持有物業
Yu Ming Investment Management Limited 禹銘投資管理有限公司	10,000,000	100	100	100	100	Management and investment advisory services 管理及投資顧問服務

With the exception of Alaston Development Limited, AP Diamond Limited, AP Emerald Limited and Jaffe Development Limited, which were incorporated in the British Virgin Islands, all the above subsidiaries were incorporated in Hong Kong.

除Alaston Development Limited、AP Diamond Limited、AP Emerald Limited及Jaffe Development Limited於英屬處女群島註冊成立外，以上所有附屬公司均在香港註冊成立。

for the year ended 31st December, 2015

截至二零一五年十二月三十一日止年度

**53. PARTICULARS OF PRINCIPAL SUBSIDIARIES (CONT'D)**

Particulars of the Company's principal subsidiaries at 31st December, 2015 which were incorporated and have their principal place of operations outside Hong Kong are set out below:

**53. 主要附屬公司資料(續)**

於二零一五年十二月三十一日，本公司在香港以外地點註冊成立及其主要業務所在地亦在香港境外地區之主要附屬公司資料如下：

Subsidiaries 附屬公司	Place of incorporation/ operation 註冊成立/ 業務所在地	Paid up issued ordinary share capital 繳足已發行普通股本	Proportion of ownership interest 擁有權益之比例				Principal activity 主要業務
			Held by the Company/ subsidiaries 本公司/附屬公司持有		Attributable to the Group 本集團應佔		
			2015	2014	2015	2014	
			二零一五年 %	二零一四年 %	二零一五年 %	二零一四年 %	
Allied Properties China Limited	Cayman Islands 開曼群島	US\$1,000 1,000美元	100	100	75	75	Investment holding 投資控股
Allied Properties Resources Limited	British Virgin Islands 英屬處女群島	US\$1 1美元	100	100	75	75	Investment holding 投資控股
Boneast Assets Limited	British Virgin Islands 英屬處女群島	US\$1 1美元	100	100	41	41	Investment holding 投資控股
Bright Clear Limited 晴輝有限公司	British Virgin Islands 英屬處女群島	US\$1 1美元	100	100	100	100	Investment holding 投資控股
Doco Limited	British Virgin Islands 英屬處女群島	US\$1 1美元	100	100	75	75	Investment holding 投資控股
Fine Era Limited 佳紀有限公司	British Virgin Islands 英屬處女群島	US\$1 1美元	100	100	100	100	Investment holding 投資控股
Hing Yip Holdings Limited 興業控股有限公司	British Virgin Islands 英屬處女群島	US\$1 1美元	100	100	41	41	Property holding 持有物業
Kenworld Corporation	Republic of Liberia 利比里亞共和國	US\$1 1美元	100	100	75	75	Investment holding 投資控股
Kima Pan Asia offshore Fund – Management shares 管理股	Cayman Islands 開曼群島	1,000 US\$1 shares 1,000股每股1美元	100	–	41	–	Investment fund 投資基金
– Participating shares 參與股		7,392.805 US\$0.001 shares 7,392.805股 每股0.001美元	100	–	41	–	
– Class B6 participating shares B6類別參與股		130,780.7344 US\$0.001 shares 130,780.7344股 每股0.001美元	100	–	41	–	



for the year ended 31st December, 2015

截至二零一五年十二月三十一日止年度

53. PARTICULARS OF PRINCIPAL SUBSIDIARIES  
(CONT'D)

## 53. 主要附屬公司資料(續)

Subsidiaries 附屬公司	Place of incorporation/ operation 註冊成立/ 業務所在地	Paid up issued ordinary share capital 繳足已發行普通股本	Proportion of ownership interest 擁有權益之比例				Principal activity 主要業務
			Held by the Company/ subsidiaries 本公司/附屬公司持有		Attributable to the Group 本集團應佔		
			2015	2014	2015	2014	
			二零一五年 %	二零一四年 %	二零一五年 %	二零一四年 %	
Lakewood Development Corporation	United States of America 美國	US\$1,000 1,000美元	100	100	75	75	Property held for sale 持有待出售物業
Rossworth Global Limited	British Virgin Islands 英屬處女群島	US\$1 1美元	100	100	41	41	Investment holding 投資控股
Shipsape Investments Limited	British Virgin Islands 英屬處女群島	US\$1 1美元	100	100	41	41	Investment holding 投資控股
SHK Asset Management Holding Limited	British Virgin Islands 英屬處女群島	US\$3,400,001 3,400,001美元	100	100	41	41	Investment holding 投資控股
Sing Hing Investment Limited 誠興投資有限公司	British Virgin Islands 英屬處女群島	US\$1 1美元	100	100	41	41	Property holding 持有物業
Sun Hung Kai (China) Investment Management Company Limited 新鴻基(中國)投資管理有限公司	People's Republic of China 中華人民共和國	RMB50,000,000 人民幣50,000,000元	100	100	41	41	Corporate marketing and investment consultancy 市場策劃及投資顧問
Sun Hung Kai & Co. (BVI) Limited	British Virgin Islands 英屬處女群島	US\$1 1美元	100	100	41	41	Financing 融資
Sun Hung Kai Capital Limited	British Virgin Islands 英屬處女群島	US\$1 1美元	100	-	41	41	Investment holding 投資控股
Sun Hung Kai International Bank [Brunei] Limited	Brunei Darussalam 汶萊	SGD10,000,000 10,000,000新加坡元	100	100	41	41	International banking business 國際銀行業務
Swan Islands Limited	British Virgin Islands 英屬處女群島	US\$503,000,001 503,000,001美元	100	100	41	41	Investment holding 投資控股
Swanwick Global Limited	British Virgin Islands 英屬處女群島	US\$1 1美元	100	100	41	41	Investment holding 投資控股
SWAT Securitisation Fund <sup>a</sup>	Luxembourg 盧森堡	RMB29,968,900 人民幣29,968,900元	100	100	41	41	Securitisation fund 證券化基金

for the year ended 31st December, 2015

截至二零一五年十二月三十一日止年度

53. PARTICULARS OF PRINCIPAL SUBSIDIARIES  
(CONT'D)

## 53. 主要附屬公司資料(續)

Subsidiaries 附屬公司	Place of incorporation/ operation 註冊成立/ 業務所在地	Paid up issued ordinary share capital 繳足已發行普通股本	Proportion of ownership interest 擁有權益之比例				Principal activity 主要業務
			Held by the Company/ subsidiaries 本公司/附屬公司持有		Attributable to the Group 本集團應佔		
			2015	2014	2015	2014	
			二零一五年 %	二零一四年 %	二零一五年 %	二零一四年 %	
Top Marker Limited <sup>+</sup>	British Virgin Islands 英屬處女群島	US\$1 1美元	-	-	-	-	Investment holding 投資控股
Treasure Rider Limited	Cayman Islands 開曼群島	US\$11,000 11,000美元	86	-	36	-	Investment holding 投資控股
UA Finance (BVI) Limited	British Virgin Islands 英屬處女群島	US\$1 1美元	100	100	24	24	Financing 融資
UAF Holdings Limited	British Virgin Islands 英屬處女群島	US\$1 1美元	100	100	41	41	Investment holding 投資控股
Zeal Goal International Limited	British Virgin Islands 英屬處女群島	US\$1 1美元	100	100	41	41	Investment holding 投資控股
上海浦東新區亞聯財小額貸款 有限公司	People's Republic of China 中華人民共和國	RMB200,000,000 人民幣200,000,000元	70	70	17	17	Money lending 借貸
大連保稅區亞聯財小額貸款 有限公司	People's Republic of China 中華人民共和國	US\$60,000,000 60,000,000美元	100	100	24	24	Money lending 借貸
大連亞聯財信息諮詢有限公司	People's Republic of China 中華人民共和國	RMB1,000,000 人民幣1,000,000元	100	100	25	25	Financial consultancy 財務顧問
天津亞聯財小額貸款有限公司	People's Republic of China 中華人民共和國	HK\$250,000,000 250,000,000港元	100	100	24	24	Money lending 借貸
北京亞聯財小額貸款有限公司	People's Republic of China 中華人民共和國	RMB500,000,000 人民幣500,000,000元	80	80	19	19	Money lending 借貸
成都亞聯財小額貸款有限公司	People's Republic of China 中華人民共和國	HK\$350,000,000 350,000,000港元	100	100	24	24	Money lending 借貸

for the year ended 31st December, 2015

截至二零一五年十二月三十一日止年度

53. PARTICULARS OF PRINCIPAL SUBSIDIARIES  
(CONT'D)

## 53. 主要附屬公司資料(續)

Subsidiaries 附屬公司	Place of incorporation/ operation 註冊成立/ 業務所在地	Paid up issued ordinary share capital 繳足已發行普通股本	Proportion of ownership interest 擁有權益之比例				Principal activity 主要業務
			Held by the Company/ subsidiaries 本公司/附屬公司持有		Attributable to the Group 本集團應佔		
			2015	2014	2015	2014	
			二零一五年 %	二零一四年 %	二零一五年 %	二零一四年 %	
成都亞聯財經信息諮詢有限公司	People's Republic of China 中華人民共和國	RMB1,000,000 人民幣1,000,000元	100	100	24	24	Financial consultancy 財務顧問
亞洲第一信息諮詢(深圳)有限公司	People's Republic of China 中華人民共和國	RMB50,000,000 人民幣50,000,000元	100	100	24	24	Financial consultancy 財務顧問
亞聯財信息諮詢(上海)有限公司	People's Republic of China 中華人民共和國	RMB1,000,000 人民幣1,000,000元	70	70	17	17	Financial consultancy 財務顧問
亞聯財信息諮詢(深圳)有限公司	People's Republic of China 中華人民共和國	RMB25,000,000 人民幣25,000,000元	100	100	24	24	Financial consultancy 財務顧問
武漢亞聯財小額貸款有限公司	People's Republic of China 中華人民共和國	RMB500,000,000 人民幣500,000,000元	100	100	24	24	Money lending 借貸
武漢亞聯財信息諮詢有限公司	People's Republic of China 中華人民共和國	RMB1,000,000 人民幣1,000,000元	100	-	24	-	Financial consultancy 財務顧問
青島市城陽區亞聯財小額貸款 有限公司	People's Republic of China 中華人民共和國	RMB300,000,000 人民幣300,000,000元	100	100	24	24	Money lending 借貸
青島亞聯財信息諮詢有限公司	People's Republic of China 中華人民共和國	RMB1,000,000 人民幣1,000,000元	100	100	24	24	Financial consultancy 財務顧問
南寧市亞聯財小額貸款有限公司	People's Republic of China 中華人民共和國	RMB200,000,000 人民幣200,000,000元	100	100	24	24	Money lending 借貸
南寧市亞聯財投資管理有限公司	People's Republic of China 中華人民共和國	RMB1,000,000 人民幣1,000,000元	100	-	24	-	Financial consultancy 財務顧問

for the year ended 31st December, 2015

截至二零一五年十二月三十一日止年度

53. PARTICULARS OF PRINCIPAL SUBSIDIARIES  
(CONT'D)

## 53. 主要附屬公司資料(續)

Subsidiaries 附屬公司	Place of incorporation/ operation 註冊成立/ 業務所在地	Paid up issued ordinary share capital 繳足已發行普通股股本	Proportion of ownership interest 擁有權益之比例				Principal activity 主要業務
			Held by the Company/ subsidiaries 本公司/附屬公司持有		Attributable to the Group 本集團應佔		
			2015	2014	2015	2014	
			二零一五年 %	二零一四年 %	二零一五年 %	二零一四年 %	
哈爾濱市亞聯財小額貸款有限公司	People's Republic of China 中華人民共和國	RMB200,000,000 人民幣200,000,000元	100	100	24	24	Money lending 借貸
哈爾濱亞聯財信息諮詢有限公司	People's Republic of China 中華人民共和國	RMB1,000,000 人民幣1,000,000元	100	100	24	24	Financial consultancy 財務顧問
重慶市渝中區亞聯財小額貸款 有限責任公司	People's Republic of China 中華人民共和國	US\$50,000,000 50,000,000美元	100	100	24	24	Money lending 借貸
重慶亞聯財信息諮詢有限公司	People's Republic of China 中華人民共和國	RMB1,000,000 人民幣1,000,000元	100	100	24	24	Financial consultancy 財務顧問
深圳亞聯財小額貸款有限公司	People's Republic of China 中華人民共和國	RMB600,000,000 人民幣600,000,000元	100	100	24	24	Money lending 借貸
雲南省亞聯財小額貸款有限公司	People's Republic of China 中華人民共和國	HK\$350,000,000 350,000,000港元	100	100	24	24	Money lending 借貸
雲南亞聯財經濟信息諮詢有限公司	People's Republic of China 中華人民共和國	RMB1,000,000 人民幣1,000,000元	100	-	24	-	Financial consultancy 財務顧問
新聯財信息諮詢(深圳)有限公司	People's Republic of China 中華人民共和國	RMB5,000,000 人民幣5,000,000元	100	-	24	-	Financial consultancy 財務顧問
新鴻基(天津)股權投資基金 管理有限公司	People's Republic of China 中華人民共和國	RMB50,000,000 人民幣50,000,000元	100	100	41	41	Asset management 資產管理
新鴻基融資擔保(瀋陽)有限公司	People's Republic of China 中華人民共和國	RMB300,000,000 人民幣300,000,000元	100	100	24	24	Loan guarantee 貸款保證
福州亞聯財信息諮詢有限公司	People's Republic of China 中華人民共和國	RMB1,000,000 人民幣1,000,000元	100	100	24	24	Financial consultancy 財務顧問

for the year ended 31st December, 2015

截至二零一五年十二月三十一日止年度

## 53. PARTICULARS OF PRINCIPAL SUBSIDIARIES (CONT'D)

## 53. 主要附屬公司資料(續)

Subsidiaries 附屬公司	Place of incorporation/ operation 註冊成立/ 業務所在地	Paid up issued ordinary share capital 繳足已發行普通股本	Proportion of ownership interest 擁有權益之比例				Principal activity 主要業務
			Held by the Company/ subsidiaries 本公司/附屬公司持有		Attributable to the Group 本集團應佔		
			2015	2014	2015	2014	
			二零一五年 %	二零一四年 %	二零一五年 %	二零一四年 %	
福州市晉安區亞聯財小額貸款有限公司	People's Republic of China 中華人民共和國	RMB200,000,000 人民幣200,000,000元	100	100	24	24	Money lending 借貸
濟南市歷下區亞聯財小額貸款有限公司	People's Republic of China 中華人民共和國	RMB300,000,000 人民幣300,000,000元	100	100	24	24	Money lending 借貸
濟南亞聯財信息諮詢有限公司	People's Republic of China 中華人民共和國	RMB1,000,000 人民幣1,000,000元	100	100	24	24	Financial consultancy 財務顧問
瀋陽亞聯財卓越信息諮詢有限公司	People's Republic of China 中華人民共和國	RMB1,000,000 人民幣1,000,000元	100	100	24	24	Financial consultancy 財務顧問
瀋陽金融商貿開發區亞聯財小額貸款有限公司	People's Republic of China 中華人民共和國	RMB300,000,000 人民幣300,000,000元	100	100	24	24	Money lending 借貸

\* These shareholdings represent the proportion of ownership interest held directly by the Company.

\*\* These subsidiaries are listed in Hong Kong and further details about them are available in their published accounts.

^ The subsidiary is a fund established and created under Luxembourg laws. As the Group holds all the issued units of the fund, it is classified as a subsidiary.

+ Although the Group has no equity interest in Top Marker Limited, it is classified as a subsidiary of the Group as the Group can control the composition of its board and is exposed to its variable returns. The Group's investment in Top Marker Limited was HK\$188.9 million at the reporting date.

The above tables list the subsidiaries of the Company which, in the opinion of the Directors, principally affected the results for the year or formed a substantial portion of the net assets of the Group. To give details of other subsidiaries would, in the opinion of the Directors, result in particulars of excessive length.

\* 該等持股權即本公司直接持有擁有權益之比例。

\*\* 該等附屬公司於香港上市，有關該等附屬公司之其他詳情載於其公佈之賬目內。

^ 該附屬公司為根據盧森堡法律而創立之基金。由於本集團持有所有發行基金單位，因此將該基金分類為一間附屬公司。

+ 雖然本集團於Top Marker Limited並無股本權益，但由於本集團能控制董事會的組合及承受其浮動回報，因此被分類為本集團之附屬公司。於報告日期，本集團於Top Marker Limited之投資為188.9百萬港元。

上表所列公司乃董事認為對本年度業績有重大影響，或構成本集團淨資產主要部分之本公司附屬公司。董事認為列出其他附屬公司的詳情，會令資料過於冗長。

for the year ended 31st December, 2015

截至二零一五年十二月三十一日止年度

## 54. PARTICULARS OF PRINCIPAL ASSOCIATES

## 54. 主要聯營公司資料

Particulars of the Group's principal associates at 31st December, 2015 are set out below:

於二零一五年十二月三十一日之本集團主要聯營公司資料如下：

Associates 聯營公司	Place of incorporation/ operation 註冊成立/ 業務所在地	Proportion of ownership interest and voting rights 擁有權益及投票權之比例				Principal activity 主要業務
		Held by subsidiaries 附屬公司持有		Attributable to the Group 本集團應佔		
		2015	2014	2015	2014	
		二零一五年 %	二零一四年 %	二零一五年 %	二零一四年 %	
Dragon Mining Limited*	Australia 澳洲	24	24	18	18	Gold producer 黃金生產商
Learning Ark Holdings Limited	British Virgin Islands 英屬處女群島	21	21	9	9	Provision of online education services 提供在線教育服務
Oriental Cashmere Limited	British Virgin Islands 英屬處女群島	25	25	19	19	Manufacturing and trading of cashmere products 羊絨產品生產及貿易
Purple Link Investment Limited 紫聯投資有限公司	Hong Kong 香港	25	25	19	19	Investment in properties 投資於物業
Sun Hung Kai Financial Group Limited 新鴻基金集團有限公司	British Virgin Islands 英屬處女群島	30	-	12	-	Wealth management and brokerage business 財富管理及經紀業務
Tanami Gold NL*	Australia 澳洲	32	32	24	24	Gold mining operations and mineral exploration 黃金採礦業務及礦產勘探
Tian An China Investments Company Limited** 天安中國投資有限公司**	Hong Kong 香港	49	49	36	36	Investment holding 投資控股

\* These associates are listed in Australia and further details about them are available in their published accounts.

\* 該等聯營公司在澳洲上市，有關該等公司之進一步詳情載於其公佈之賬目內。

\*\* This associate is listed in Hong Kong and further details are available in its published accounts.

\*\* 該聯營公司在香港上市，有關該公司之進一步詳情載於其公佈之賬目內。

The above table lists the associates of the Group which, in the opinion of the Directors, principally affected the results for the year or formed a substantial portion of the net assets of the Group. To give details of other associates would, in the opinion of the Directors, result in particulars of excessive length.

上表所列公司乃董事認為對本年度業績有重大影響，或構成本集團淨資產主要部分之本集團聯營公司。董事認為列出其他聯營公司的詳情，會令資料過於冗長。

for the year ended 31st December, 2015

截至二零一五年十二月三十一日止年度

## 55. PARTICULARS OF PRINCIPAL JOINT VENTURES

## 55. 主要合營公司資料

Particulars of the Group's principal joint ventures at 31st December, 2015 are set out below:

於二零一五年十二月三十一日之本集團主要合營公司資料如下：

Joint ventures 合營公司	Form of business structure 業務架構形式	Place of incorporation/ operation 註冊成立/ 業務所在地	Proportion of ownership interest and voting rights 擁有權權益及投票權之比例				Principal activity 主要業務
			Held by subsidiaries 附屬公司持有		Attributable to the Group 本集團應佔		
			2015 二零一五年 %	2014 二零一四年 %	2015 二零一五年 %	2014 二零一四年 %	
Allied Kajima Limited	Incorporated 註冊成立	Hong Kong 香港	50	50	37	37	Property and investment holding 地產及投資控股
Multi Major Investment Corporation	Incorporated 註冊成立	British Virgin Islands 英屬處女群島	50	50	37	37	Investment holding 投資控股
SunCore Holdings Ltd	Incorporated 註冊成立	British Virgin Islands 英屬處女群島	50	50	37	37	Investment holding 投資控股
Ultimate Success Investment Corporation	Incorporated 註冊成立	British Virgin Islands 英屬處女群島	50	50	37	37	Investment holding 投資控股

Financial year ended 31st December,  
截至十二月三十一日止財政年度

		2011 二零一一年 HK\$ Million 百萬港元	2012 二零一二年 HK\$ Million 百萬港元	2013 二零一三年 HK\$ Million 百萬港元	2014 二零一四年 HK\$ Million 百萬港元	2015 二零一五年 HK\$ Million 百萬港元
<b>Results</b>	<b>業績</b>					
Revenue*	收入*	4,111.9	4,316.2	5,181.4	5,766.3	<b>5,304.4</b>
Profit for the year	本年度溢利	2,576.9	2,764.4	2,650.8	3,237.2	<b>5,978.8</b>
Attributable to:	應佔方：					
Owners of the Company	本公司股東	1,257.5	1,394.9	1,333.2	1,655.7	<b>2,983.2</b>
Non-controlling interests	非控股權益	1,319.4	1,369.5	1,317.6	1,581.5	<b>2,995.6</b>
		2,576.9	2,764.4	2,650.8	3,237.2	<b>5,978.8</b>
Basic earnings per share	每股基本盈利	HK\$5.86港元	HK\$7.16港元	HK\$7.06港元	HK\$9.02港元	<b>HK\$16.33港元</b>

At 31st December,  
於十二月三十一日

		2011 二零一一年 HK\$ Million 百萬港元	2012 二零一二年 HK\$ Million 百萬港元	2013 二零一三年 HK\$ Million 百萬港元	2014 二零一四年 HK\$ Million 百萬港元	2015 二零一五年 HK\$ Million 百萬港元
<b>Assets and liabilities</b>	<b>資產及負債</b>					
Total assets	資產總額	36,104.4	40,595.1	43,128.4	48,777.8	<b>49,240.7</b>
Total liabilities	負債總額	(8,653.4)	(11,226.6)	(12,238.7)	(14,871.4)	<b>(11,193.3)</b>
Total equity	權益總額	27,451.0	29,368.5	30,889.7	33,906.4	<b>38,047.4</b>
Non-controlling interests	非控股權益	(14,780.2)	(14,731.5)	(15,101.0)	(16,739.0)	<b>(18,703.3)</b>
Equity attributable to owners of the Company	本公司股東應佔權益	12,670.8	14,637.0	15,788.7	17,167.4	<b>19,344.1</b>

\* Included revenue from both continuing and discontinued operations.

\* 包括來自持續及已終止經營業務之收入。



Particulars of major properties held by the subsidiaries and joint ventures of the Group at 31st December, 2015 are as set out below:

本集團之附屬公司及合營公司於二零一五年十二月三十一日所持主要物業資料如下：

Name/location 名稱／地點	Lease expiry 約滿年期	Type 類別	Gross floor area (S.M.) 建築面積 (平方米)	Effective % held by the Group 本集團 實益持有%	Stage of completion 完成階段
<b>Hong Kong</b> 香港					
Park Place 7 Tai Tam Reservoir Road Hong Kong 雅柏苑 香港 大潭水塘道7號	2056 +	R	3,475	74.92	Existing 現有物業
Allied Cargo Centre 150-164 Texaco Road Tsuen Wan, New Territories 聯合貨運中心 新界荃灣 德士古道150-164號	2047	G	46,594	74.92	Existing 現有物業
60 Plantation Road The Peak, Hong Kong 香港山頂 種植道60號	2066	R	639	74.92	Existing 現有物業
Orchid Court 38 Tung On Street Mongkok, Kowloon 安蘭閣 九龍旺角 東安街38號	2049	R C	791 201	74.92 74.92	Existing 現有物業 Existing 現有物業
The Redhill Peninsula 18 Pak Pat Shan Road Tai Tam, Hong Kong 紅山半島 香港大潭 白筆山道18號	2056 +	R CP	596 79***	74.92 74.92	Existing 現有物業 Existing (Phase IV) 現有物業 (第四期)
China Online Centre 333 Lockhart Road Wanchai, Hong Kong 中國網絡中心 香港灣仔 駱克道333號	2026 ++	C	15,680	74.92	Existing 現有物業

Name/location 名稱/地點	Lease expiry 約滿年期	Type 類別	Gross floor area (S.M.) 建築面積 (平方米)	Effective % held by the Group 本集團 實益持有%	Stage of completion 完成階段
<b>Hong Kong (Cont'd)</b> 香港(續)					
St. George Apartments No. 81 Waterloo Road Ho Man Tin, Kowloon 聖佐治大廈 九龍何文田 窩打老道81號	2081	R	10,287	74.92	Existing 現有物業
		CP	69***	74.92	Existing 現有物業
Ibis Hong Kong North Point 138 Java Road North Point, Hong Kong 宜必思香港北角酒店 香港北角 渣華道138號	2083	H	6,825	74.92	Existing 現有物業
No. 239 Jaffe Road and Nos. 10-12 Steward Road Wanchai, Hong Kong 香港灣仔 謝斐道239號及 史釗域道10至12號	2027 **	P	5,083	37.46*	Demolition preparation in progress** 拆除籌備中**
No. 9 Queen's Road Central Hong Kong 香港 皇后大道中9號	2854	C	1,277	74.92	Existing 現有物業
Allied Kajima Building 138 Gloucester Road Wanchai, Hong Kong 聯合鹿島大廈 香港灣仔 告士打道138號	2047	C	20,442	37.46*	Existing 現有物業
Novotel Century Hong Kong 238 Jaffe Road Wanchai, Hong Kong 香港諾富特世紀酒店 香港灣仔 謝斐道238號	2047	H	27,364	37.46*	Existing 現有物業
Tregunter Tower 3 14 Tregunter Path Hong Kong 地利根德閣第3座 香港 地利根德徑14號	2051	R	745	74.92	Existing 現有物業

Name/location 名稱/地點	Lease expiry 約滿年期	Type 類別	Gross floor area (S.M.) 建築面積 (平方米)	Effective % held by the Group 本集團 實益持有%	Stage of completion 完成階段
<b>Hong Kong (Cont'd)</b> 香港(續)					
Admiralty Centre 18 Harcourt Road Hong Kong 海富中心 香港 夏慤道18號	2053 +	C	2,970#	41.46	Existing 現有物業
J Residence 60 Johnston Road Hong Kong 嘉薈軒 香港 莊士敦道60號	2054	R	50	74.92	Existing 現有物業
<b>Outside Hong Kong</b> 香港境外					
FM 2100 Road and Diamond Head Boulevard Harris County Texas, U.S.A. 美國德州	Freehold 永久業權	R	13,875,262##	74.92	Existing 現有物業
Sofitel Philippine Plaza Manila Cultural Centre of the Philippines Complex Roxas Boulevard Pasay City Manila, Philippines 菲律賓馬尼拉	2041	H	73,866	37.46*	Existing 現有物業
Tian An Centre No. 338 Nanjing Road West Huangpu District Shanghai People's Republic of China 天安中心大廈 中華人民共和國 上海 黃浦區 南京西路338號	2044	C	1,873	41.46	Existing 現有物業
Shenzhen Tian An Cyber Park Futian District Shenzhen People's Republic of China 深圳天安數碼城 中華人民共和國 深圳 福田區	2052	I	3,812	24.12	Existing 現有物業

Name/location 名稱/地點	Lease expiry 約滿年期	Type 類別	Gross floor area (S.M.) 建築面積 (平方米)	Effective % held by the Group 本集團 實益持有%	Stage of completion 完成階段
<b>Outside Hong Kong (Cont'd)</b> 香港境外(續)					
Tianjin Tian An Cyberpark Zhangjiawo, Xiqing District Tianjin People's Republic of China 天津天安數碼城 中華人民共和國 天津 西青區張家窩	2060	I	2,040	24.12	Existing 現有物業
Optics Valley International Plaza N0. 889 Luoyu Road East Lake High-Tech Development Zone, Wuhan People's Republic of China 光谷國際廣場 中華人民共和國 武漢東湖 高新技術開發區 珞喻路889號	2043	C	1,535	24.12	Existing 現有物業
The Shuncheng Office Wuhua District Kunming People's Republic of China 順城辦事處 中華人民共和國 昆明 五華區	2046	C	1,237	24.12	Existing 現有物業
Block 2 of No. 101 building Cuibai Road, Chunhuilu Street Dadukou District Chongqing People's Republic of China 中華人民共和國 重慶 大渡口區 翠柏路春暉路街道 101號2幢	2061	I	2,978	24.12	Existing 現有物業

Name/location 名稱/地點	Lease expiry 約滿年期	Type 類別	Gross floor area (S.M.) 建築面積 (平方米)	Effective % held by the Group 本集團 實益持有%	Stage of completion 完成階段
<b>Outside Hong Kong (Cont'd)</b> 香港境外(續)					
Times Centre No. 160 Zhengyang Road Chengyang District Qingdao People's Republic of China 時代中心 中華人民共和國 青島 城陽區 正陽路160號	2046	C	1,317	24.12	Existing 現有物業
43, Beizhan 1st Road Shenhe District Shenyang People's Republic of China 中華人民共和國 瀋陽 瀋河區 北站一路43號	2044	C	2,038	24.12	Existing 現有物業
Huaqiang Plaza Lixia District Jinan Peoples' Republic of China 華強廣場 中華人民共和國 濟南 曆下區	2050	C	1,958	24.12	Existing 現有物業
SFC Sincere Centre No. 99 Wuyi Road Yuzhong District Chongqing People's Republic of China SFC協信中心 中華人民共和國 重慶渝中區 五一路99號	2050	C	1,798	24.12	Existing 現有物業

Name/location 名稱/地點	Lease expiry 約滿年期	Type 類別	Gross floor area (S.M.) 建築面積 (平方米)	Effective % held by the Group 本集團 實益持有%	Stage of completion 完成階段
<b>Outside Hong Kong (Cont'd)</b> 香港境外(續)					
Sincere Centre No. 25 Fuqing Road Er Duan Chenghua District Chengdu People's Republic of China 協信中心 中華人民共和國 成都 成華區 府青路二段25號	2051	C	1,929	24.12	Existing 現有物業
Yaopeng Mingzhu Yunling Road Creative Industrial Park Dali City, Yunnan People's Republic of China 耀鵬明珠 中華人民共和國 雲南大理市 創新工業園區 雲嶺大道	2046	C	736	24.12	Existing 現有物業

## Notes:

Types of properties: R – Residential, C – Commercial, G – Godown, H – Hotel, I – Industrial, P – Property under construction, CP – Car Parking Spaces

- \* Indicates properties held through a joint venture
- \*\* Expected construction completion in 2018
- + With option to renew for a further term of 75 years
- \*\* With option to renew for a further term of 99 years
- \* Saleable area
- \*\* Site area
- \*\*\* Number of car parking spaces

## 註解:

物業類別: R – 住宅, C – 商業, G – 貨倉, H – 酒店, I – 工業, P – 在建物業, CP – 車位

- \* 透過一間合營公司持有之物業
- \*\* 預期於二零一八年竣工
- + 可續期七十五年
- \*\* 可續期九十九年
- \* 銷售面積
- \*\* 地盤面積
- \*\*\* 車位數目



**ALLIED GROUP LIMITED**  
聯合集團有限公司