



Eagle Nice

(International) Holdings Limited

鷹美(國際)控股有限公司*

(Incorporated in the Cayman Islands with limited liability)
(於開曼群島註冊成立之有限公司)
(Stock Code 股份代號：02368)

2016
ANNUAL REPORT 年報

COMPANY MISSION

To be the number one sportswear manufacturer
who delivers world class products to our world
class customers

CONTENTS

Corporate Information	2
Financial Highlights	3
Chairman’s Statement	5
Management Discussion and Analysis	8
Directors’ and Senior Management’s Biographies	12
Report of the Directors	14
Corporate Governance Report	22
Independent Auditors’ Report	29
Audited Financial Statements	
Consolidated Income Statement	60
Consolidated Statement of Comprehensive Income	61
Consolidated Statement of Financial Position	62
Consolidated Statement of Changes in Equity	63
Consolidated Statement of Cash Flows	64
Notes to Financial Statements	66

Corporate Information

EXECUTIVE DIRECTORS

Chung Yuk Sing
Chen Hsiao Ying
Kuo Tai Yu
Chen Fang Mei, Christina

INDEPENDENT NON-EXECUTIVE DIRECTORS

Chan Cheuk Ho
Lu Chi Chant
Cheng Yung Hui, Tony

COMPANY SECRETARY

Woo Man Chi

REGISTERED OFFICE

Cricket Square
Hutchins Drive
P.O. Box 2681
Grand Cayman KY1-1111
Cayman Islands

HEAD OFFICE AND PRINCIPAL PLACE OF BUSINESS IN HONG KONG

Units 0902-0903 and 0905-0906
9th Floor, Tower B
Regent Centre
70 Ta Chuen Ping Street
Kwai Chung
New Territories
Hong Kong

LEGAL ADVISERS

Vincent T.K. Cheung, Yap & Co.
11th Floor, Central Building
1-3 Pedder Street
Central
Hong Kong

AUDITORS

Ernst & Young
Certified Public Accountants
22nd Floor, CITIC Tower
1 Tim Mei Avenue
Central, Hong Kong

AUDIT COMMITTEE MEMBERS

Chan Cheuk Ho (*Chairman*)
Lu Chi Chant
Cheng Yung Hui, Tony

REMUNERATION COMMITTEE MEMBERS

Chan Cheuk Ho (*Chairman*)
Chung Yuk Sing
Lu Chi Chant

NOMINATION COMMITTEE MEMBERS

Chung Yuk Sing (*Chairman*)
Chan Cheuk Ho
Lu Chi Chant

PRINCIPAL BANKERS

The Hongkong and Shanghai
Banking Corporation Limited
673 Nathan Road
Kowloon
Hong Kong

Taipei Fubon
Commercial Bank Co., Ltd.
18th Floor, Central Tower
28 Queen's Road Central
Hong Kong

Bank of China, Guangdong Branch
Composite Building
Dabeishan Road
Longhu District
Shantou
Guangdong Province
The People's Republic of China

PRINCIPAL SHARE REGISTRAR AND TRANSFER OFFICE

Maples Fund Services (Cayman) Limited
P.O. Box 1093, Boundary Hall
Cricket Square, Grand Cayman KY1-1102
Cayman Islands

HONG KONG BRANCH SHARE REGISTRAR AND TRANSFER OFFICE

Tricor Tengis Limited
Level 22
Hopewell Centre
183 Queen's Road East
Hong Kong

WEBSITE

<http://www.eaglenice.com.hk>

STOCK CODE

02368

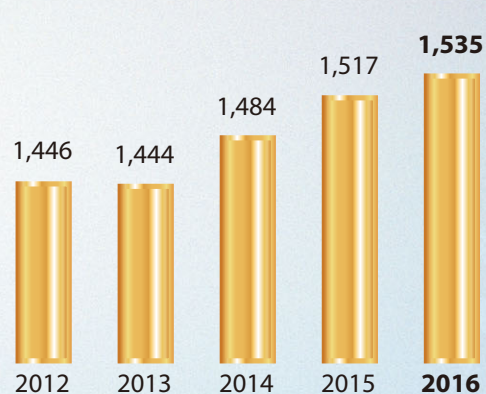
Financial Highlights

Results	2016 HK\$ Million	2015 HK\$ Million
Revenue	1,535	1,517
Profit before depreciation, amortisation, interest and tax	210	197
Profit for the year attributable to owners of the Company	125	105
Basic earnings per share	HK25.0 cents	HK21.1 cents
Dividend per share		
– Interim	HK12 cents	HK6 cents
– Final	HK5 cents	HK6.5 cents

Financial Position	2016 HK\$ Million	2015 HK\$ Million
Total assets	1,559	1,569
Interest - bearing bank borrowings	198	238
Shareholders' equity	1,099	1,088
Net assets per share	HK\$2.20	HK\$2.18

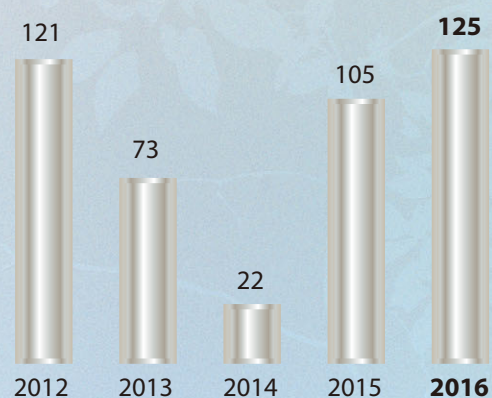
Revenue

HK\$ Million



Profit Attributable to Owners

HK\$ Million



Working in HARMONY
& STRONG team spirit
To reach NEW height together



Chairman's Statement

On behalf of the board of directors (the "Board") of Eagle Nice (International) Holdings Limited ("Eagle Nice" or the "Company"), I hereby present the annual results of the Company and its subsidiaries (collectively the "Group") for the year ended 31 March 2016.

GLOBAL ECONOMY

The global economy was volatile and unsettled. The U.S. Federal Reserve resolved towards the end of 2015 to start interest hikes, signifying the end of the zero interest rate policy and the ultra-low interest cycle which had lasted for 7 years. In the PRC, the median RMB exchange rate was also being adjusted in August 2015 with the lowering of the median RMB-U.S. dollar exchange rate by several percentage points, while the nation reported economic growth of less than 7% for the past year. Global economic prospects were further dampened by the European refugee crisis, resulting in, among others, lacklustre demands in the retail sector. Despite such gravely challenging conditions, thanks the strong support of our customers and the hard work and dedication of Eagle Nice-ers during the past year, the Group reported satisfactory business growth during the year.

INDUSTRY REVIEW

The sportswear industry benefited from the promulgation of the PRC State Council document entitled "Certain Opinion on Accelerating the Development of the Sporting Industry and Promoting Retail Spending on Sports" (《關於加快發展體育產業促進體育消費的若干意見》) in 2014, which elevated the notion of encouraging the pursuit of physical fitness among all Chinese to the status of a national strategy and set as a fundamental objective the strengthening of the physical build and improvement in health for the people. The sports sector would be supported as a "green" and "sunrise" industry. Policies regarding retail spending on fitness work-out would be optimised, while government spending

on the construction of sporting facilities would be increased. The funding for fitness initiatives would be accounted for in the government's financial budget, as the government would support mass participation in physical fitness programmes with the purchase of relevant services. These initiatives were expected to help the growth of the aggregate size of the sports industry to over RMB5,000 billion by 2025, providing a significant momentum that would drive the economic growth and sustainable social development of the country, as well as an enormous force underpinning the development of the sportswear industry. Eagle Nice worked with its major customers to seize this opportunity and substantially increased the weighting of sportswear orders for sales in the PRC, which grew from HK\$309.9 million for the previous year to HK\$442.3 million for the current year, representing an increment of 42.7% and serving as one of the Group's growth engines.

On operational management, the Group exercised stringent control over costs and expenses through ongoing optimisation of lean production in line with a persistent sense of crisis awareness. Meanwhile, operating efficiency was enhanced by encouraging management personnel and other staff at all levels to increase their efforts. Benefiting from further enhancements in production efficiency and increased production of high-end sportswear, there was substantial improvements in gross profit margin. Assets with low utilisation rates and below-par efficiency were reorganised or disposed of, while operating costs were maintained at a relatively low level in proportion to sales.



SUMMARY OF RESULTS

During the year under review, the Group restructured the product mix of its sales by increasing the production and sales of high-end sports apparel, while also realigning the geographic mix of its sales. The Group's sales for the year increased by 1.2% to HK\$1,534.6 million as a result, as compared to 2015. Meanwhile, stringent control over cost and efficiency was exercised through optimised lean production, while continuous improvements were to drive stronger integration of the Group's production processes. As a result, the Group's gross profit margin for the year increased by 2.5% to 20%, as compared to 2015. Net profit margin increased by 1.3% to 8.2%. Profit attributable to equity owners also increased by 19.0% to HK\$125.1 million.

BUSINESS AND MARKET REVIEW

Manufacturing of high-end sportswear

During the year under review, Eagle Nice increased its production of high-end functional jackets and down apparel. All of the Group's production bases have been equipped with machinery and equipment and skilled workers for manufacturing down apparel. The Group will step up with the training of proficient skilled workers to prepare for the future increase in the weighting of high-end sportswear in its production.

High-end functional sportswear items are mainly sportswear for the winter season, the production and sales of which is concentrated in the first half of Eagle Nice's financial year. With the restructuring of the Group's product mix, the seasonal factor is expected to be even more apparent in future. Nevertheless, the Group will strive to maintain growth in its net profit for the full year through efforts in production management and the re-allocation of its production capacity.

Upgrade and transformation

In persistent commitment to lean production, Eagle Nice continued to optimise the production processes at its four production bases during the year and succeeded in enhancing the efficiency of operations and production in the factories located in the Jiangxi Province, the PRC (the "Jiangxi Plant") and Indonesia (the "Indonesian Plant").

During the year, the Group continued to strengthen its efforts in lean production management. The Group's ever-improving ability to carry out highly efficient production in a sustainable manner was further showcased by a series of production improvement initiatives resulting in optimised production processes and arrangements that enabled flexible adjustments to the production lines to accommodate the style requirements of different sports.

Eagle Nice aims to become a leader in the major sportswear manufacturing industries in Asia and a vital partner for famous international brands of sportswear. The recognition and encouragement of prominent international branded customers represents immense motivation for Eagle Nice in its ongoing ventures. In 2015, Eagle Nice captured respective best supplier's awards from NIKE and The North Face, its two major customers, reflecting the Group's outstanding performance in delivery, quality and sustainable development and its leading position in the international sportswear manufacturing industry with well-testified results.



Best Supplier's Award from Nike



Best Supplier's Award from The North Face

Expansion of the Indonesian Plant

Following the reorganisation exercise conducted by the Group in the past two years to streamline the workforce and optimise the operational structure for the control of production costs, cost reduction and enhancement of efficiency in production had been achieved. During the year, the Group re-embarked on the expansion of production capacity, and commenced the construction of Phase 2 of the Indonesian Plant. Commencement of production is scheduled in 2017, by which time the production capacity of the Indonesian Plant will be taken to a new level. Coupled with the benefit of lower labour costs in Indonesia, the Group's overall competitiveness in overseas sales will be enhanced to lay a solid foundation and a clear direction for its overall planning in the coming years.

OUTLOOK

Expansion of productivity

The garment industry is a labour-intensive industry. The shortage in domestic labour supply, ongoing increment of minimum wages and removal of trade barriers among countries which are signatories to international trade agreements have aggravated the burden of manufacturers in the PRC. Confronted with the challenge at hand, the Group is committed to leveraging the respective advantages of its domestic and overseas plants by increasing the production capacities of overseas production bases and improving the capability of domestic plants to deliver high efficiency and employ advanced technologies in manufacturing.

R&D Centre

With a stronger emphasis and growing awareness on health and the importance of sports as well as a simple and green lifestyle, leisure sportswear has become increasingly popular among the general population. Advances in manufacturing technologies enable leading brands to incorporate a variety of fashionable elements so that leisure sportswear has become more stylistically appealing in addition to its functional qualities.

In response to discerning consumer standards for designs and functions, Eagle Nice will establish R&D centres and testing centres at all production bases in future for the design and production of more innovative sportswear. Improvements will also be made to the existing R&D centres in Shantou and Huilai with the introduction of new technologies and recruitment of high-calibre technical talents, with a view to fostering a creative hub that offers the most fashionable products for customers with the aid of state-of-the-art technologies.

CORPORATE SOCIAL RESPONSIBILITY

Eagle Nice believes that the sustainable development of an enterprise is closely associated with the society and environment. While striving to be internationally competitive in terms of

product, service and technology, the Group also attach a lot of importance to the interests of the society as a whole and its long-term development, undertaking social responsibilities as part of the effort to enhance our core competitive strengths.

During the year, Eagle Nice made strong efforts to promote various community welfare activities. On the sixth day of the Chinese New Year of the Goat, Eagle Nice employees and their families joined the "Spring Charity – Barefoot Walk for Children," a fundraising event held in Hong Kong and organised by the World Vision, under the banner of "Eagle Nice-er". Donations raised were dedicated to the building of water wells for children, provision of medical treatment and nutritional supplements for undernourished children, and agricultural training for local farmers to secure sufficient food supply in India.

On the day, Eagle Nice-ers stepped out and experienced living in an impoverished neighbourhood and working as a child labour in India. The barefoot walk reminded the Group's employees and families to take heed of the needs of the World, to care for children in hunger, and to extend the Group's charity and compassion to those in need.

APPRECIATION

On behalf of the Group, I would like to express heartfelt gratitude to the Board and the management for their invaluable contributions during the year, and to our shareholders, suppliers, business partners and customers for their support. Sincere appreciation is also due to all members of our staff for their dedicated efforts during the past year.

Chung Yuk Sing

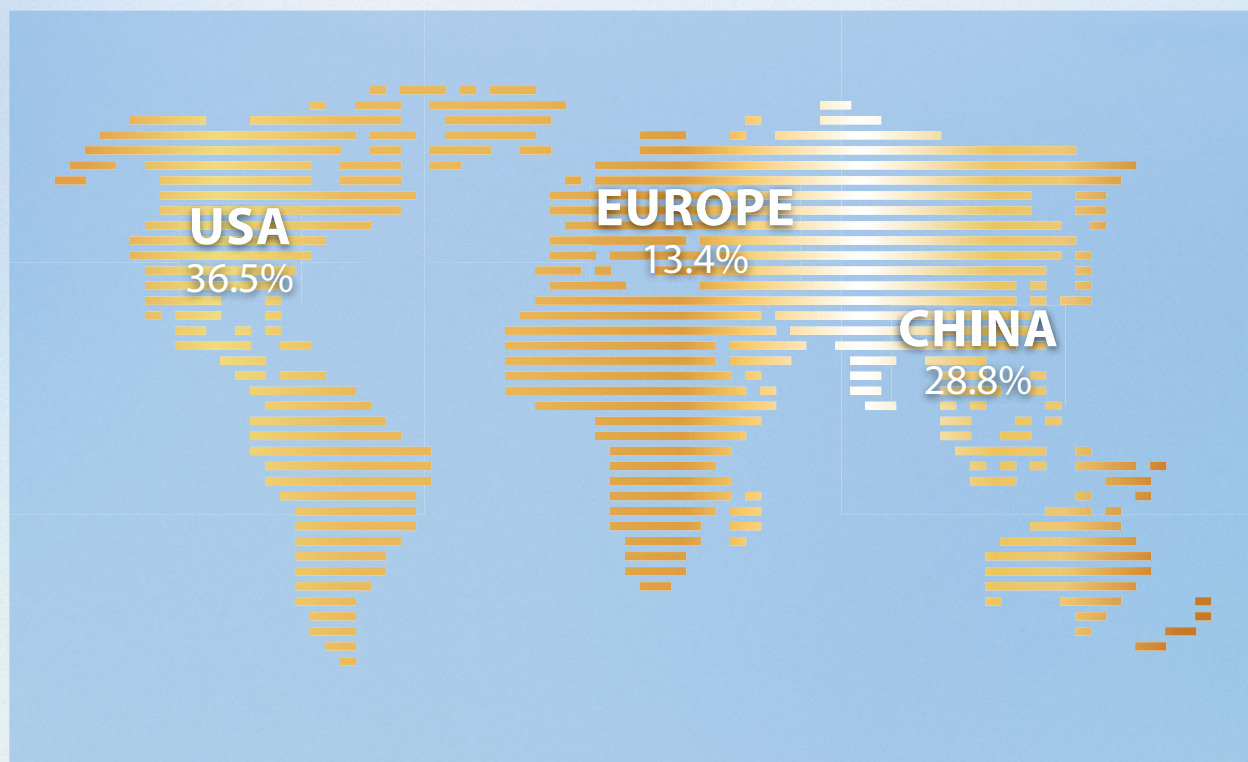
Chairman

Hong Kong, 24 June 2016

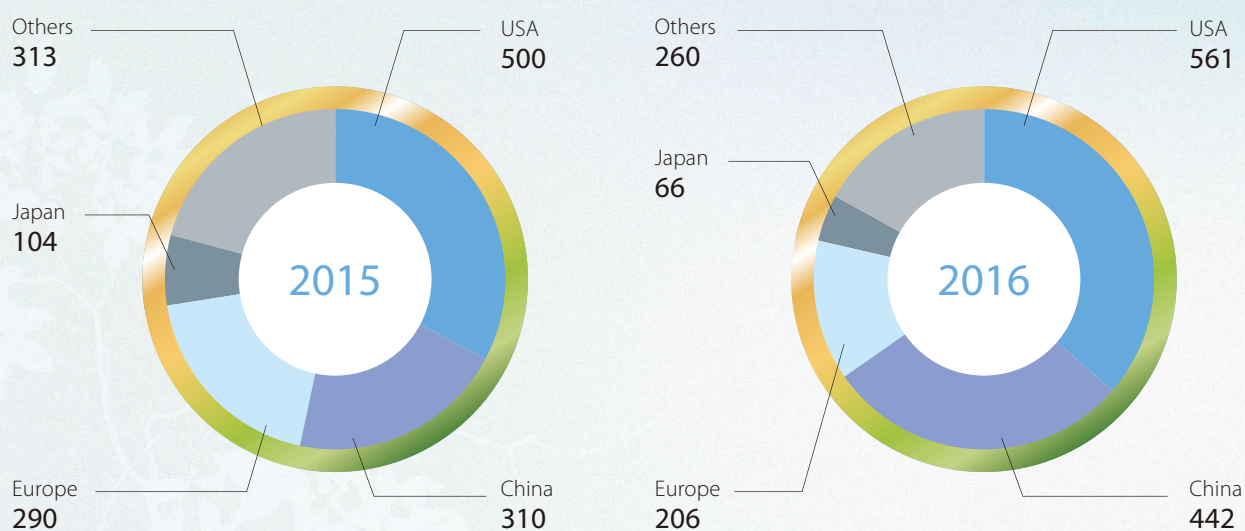


Management Discussion and Analysis

GEOGRAPHICAL REVENUE DISTRIBUTION



HK\$ Million



REVIEW OF FINANCIAL PERFORMANCE

The Group continued to show improvements in financial performance during the year as it reported further growth in profit. For the year under review, total sales of the Group amounted to HK\$1,534.6 million (2015: HK\$1,517.1 million), representing a level similar to that of the previous year. Gross profit increased by 15.4% to HK\$306.9 million (2015: HK\$266.0 million), which gross profit margin improved by 2.5% from 17.5% to 20.0%. The Group's profit before tax increased by 16.8% to HK\$152.2 million (2015: HK\$130.3 million), which profit before tax margin also increased by 1.3% from 8.6% to 9.9%.

Competition in the sportswear industry remained intense given growing maturity of the market over the years and low entry barriers. In the PRC, domestic manufacturers have been facing increasing pressure in cost in the wake of the government's move for substantial increase in minimum wages and improvements in workers' benefits as part of its endeavour to encourage domestic consumption in recent years. Meanwhile, customers have adopted a market strategy underpinned by small-volume orders with diversified styles in response to the trend of fashionable sportswear. Manufacturers are compelled to expedite their production turnover periods in order to meet the requirements of the fast-changing consumer market. To cope with rising costs and customers' demands, the Group has made active adjustments in its marketing strategy and business restructuring in response to changes in the business environment by focusing on high-end products commanding higher profit margin and aligning its resources to concentrate on the development of business with major customers in order to increase its efficiency of use of resource. On the production management side, the Group has endeavoured to maximize capacity utilization and increase production efficiency at the four plants in the PRC and Indonesia based on their respective strengths in geographic locations and ancillary production facilities. During the year, the Group was also able to lower its production costs by introducing advanced production equipment and technologies to drive automation and enhance production processes.

The Jiangxi Plant and the Indonesian Plant played important roles in contributing to the further profit growth of the Group. Officially commissioned in 2012, the production skills of the workers at these plants have become more mature and stable after years of training. The Indonesian Plant commenced manufacturing high-end products which commands higher margin, such as down-like apparels, and therefore increased the Group's production capacity for high-end products. The Jiangxi Plant, meanwhile, was focused on mass manufacturing of products with less sophisticated styles. Production efficiency was substantially increased with repeated fabrication of similar products by the workers, offsetting the

pressure of rising labour costs and contributing to the Group's improved gross profit margin.

The Group's selling and distribution expenses for the year increased by HK\$1.0 million (or 5.4%) and stood at 1.2% (2015: 1.2%) as a percentage of total sales, in tandem with the growth in sales. Administrative expenses increased by HK\$8.3million (or 6.9%), reflecting mainly inflationary increments in wages and bonus payments to the management. Finance costs for the year decreased by HK\$0.6 million (or 17.6%), attributable mainly to a decrease in the balance of bank loans for the year following the Group's active moves to reduce bank loans in recent years. In respect of taxation, the Group's overall tax expenses increased by HK\$1.9 million (or 7.7%) despite the increase in profit before tax by HK\$21.9 million (or 16.8%). The increase in tax expenses was not in tandem with profit growth was a result of the offsetting of losses in previous years against profit for the current year of the Jiangxi Plant and the Indonesian Plant, which in turn did not require any provision for tax. The effective tax rate for the year was 17.8% (2015: 19.3%), which was 1.5% lower as compared to the previous year.

Other income and gains of HK\$11.1 million (2015: HK\$8.9 million) mainly comprised bank interest income of HK\$2.5 million (2015: HK\$1.8 million), income generated from available-for-sale investment amounting to HK\$1.4 million (2015: HK\$1.8 million), and financial award granted by the PRC Government amounting to HK\$4.7 million (2015: HK\$2.8 million).

In view of RMB's fluctuation against USD and its reduced appreciation risk in the foreseeable future, the Group early terminated all of the outstanding foreign currency forward contracts purchased in the previous year, and recorded a total net loss of HK\$10.0 million (2015: HK\$2.6 million). Besides, there was a loss of HK\$5.2 million (2015: Nil) on deregistration of a subsidiary incurred during the year.

Profit attributable to owners of the Company amounted to HK\$125.1 million for the year ended 31 March 2016, representing an increase of 19.0% compared to HK\$105.2 million for last year. Net profit margin increased by 1.3% from 6.9% to 8.2% compared with last year. Basic earnings per share amounted to HK25.0 cents for the year compared to HK21.1 cents for last year. The Board proposed to recommend payment of a final dividend of HK5 cents (2015: HK6.5 cents) per ordinary share. Together with the interim dividend of HK12 cents (2015: HK6 cents) per ordinary share paid during the year, the dividend payout ratio for the year was 68% (2015: 59%).

LIQUIDITY AND FINANCIAL RESOURCES

During the year under review, the Group continued to maintain a healthy liquidity position. The Group generally finances its operations with internally generated resources and banking facilities. As at 31 March 2016, the Group had cash and cash equivalents amounted to HK\$255.4 million (31 March 2015: HK\$255.4 million) mainly denominated in Hong Kong dollars, RMB, US dollars and Indonesian Rupiah.

As at 31 March 2016, the Group's banking facilities were supported by the corporate guarantees executed by the Company and certain subsidiaries of the Company to the extent of HK\$597.4 million, of which an aggregate amount of HK\$197.9 million was utilised. As at 31 March 2015, the Group's banking facilities were supported by the corporate guarantees executed by the Company and a subsidiary of the Company to the extent of HK\$339.5 million, of which an aggregate amount of HK\$171.7 million was utilised, and an undertaking of the Group not to charge one of the Group's buildings.

The management believes that the Group's existing financial resources will be sufficient to meet its existing operations as well as existing and future expansion plans and, if necessary, the Group will be able to obtain additional financing with favourable terms. There is no material effect of seasonality on the Group's borrowing requirements.

Gearing ratio of the Group is defined as the net debt (represented by bank borrowings net of cash and cash equivalents) divided by shareholders' equity. The Group's gearing ratios as at 31 March 2016 is not applicable (31 March 2015: not applicable).

FOREIGN EXCHANGE RISK MANAGEMENT

The Group has transactional currency exposures as substantial portion of sales or purchases have operating units in US dollars and RMB. The Group is exposed to foreign exchange risk arising from such exposure to US dollars and RMB. Although the Group tries to maintain the balance of its sales and purchases in the same currency, as the foreign currency risks generated from the sales and purchases can only be partly set off with each other, financial instrument may be employed when necessary to manage the Group's exposure to the potential exchange rate risk.

The Group will continue to monitor its foreign exchange exposures and use appropriate tools to manage and minimize its foreign exchange risk.

MATERIAL ACQUISITIONS AND DISPOSALS

Except for the deregistration of a subsidiary during the year, there was no material acquisition or disposal of subsidiaries during the year ended 31 March 2016 (2015: Nil).

CONTINGENT LIABILITIES AND CAPITAL COMMITMENTS

The Group did not have any significant contingent liabilities as at 31 March 2016 (31 March 2015: Nil). The Group had the following capital commitments at the end of the reporting period:

	As at 31 March 2016 HK\$'000	As at 31 March 2015 HK\$'000
Contracted, but not provided for:		
Construction of factories and purchases of machinery and equipment for the investment in Jiangxi Province, the PRC (the "Jiangxi Project")	354	155
Construction of factories and purchases of machinery and equipment for the investment in Indonesia (the "Indonesia Project")	10,035	1,488
Purchases of items of machinery and equipment	863	2,916
Renovation of factories	-	116
	11,252	4,675
Authorised, but not contracted for:		
Investment in the Jiangxi Project	29,091	1,550
Investment in the Indonesia Project	20,584	4,462
Renovation of factories and purchases of items of machinery and equipment	12,595	-
	62,270	6,012

As at 31 March 2016, the Group's banking facilities were supported by the corporate guarantees executed by the Company and certain subsidiaries of the Company to the extent of HK\$597.4 million, of which an aggregate amount of HK\$197.9 million was utilised. As at 31 March 2015, the Group's banking facilities were supported by the corporate guarantees executed by the Company and a subsidiary of the Company to the extent of HK\$339.5 million, of which an aggregate amount of HK\$171.7 million was utilised, and an undertaking of the Group not to charge one of the Group's buildings.

EMPLOYEES AND REMUNERATION POLICIES

As at 31 March 2016, the Group employed a total of approximately 8,800 employees including directors (31 March 2015: approximately 8,000). Total employee benefit expenses including directors' emoluments were HK\$414.8 million for the year under review (2015: HK\$389.5 million).

The employees including directors are remunerated based on their work performance, professional experiences and the prevailing industry practice. The Group also makes contributions to the statutory mandatory provident fund scheme and defined contribution retirement benefits scheme for the employees of the Group in Hong Kong and to the pension scheme for the employees of the Group in the PRC and Indonesia.

Directors' and Senior Management's Biographies

EXECUTIVE DIRECTORS

Chung Yuk Sing, aged 55, has been the Chairman of the Board and Executive Director of the Company since October 2002. He has been appointed as the Chief Executive Officer of the Company since June 2013. He is the founder of the Group and a director of other members of the Group. Mr. Chung provides leadership to the Board and is responsible for corporate development. He has been accredited as "Honorary Citizen of Shantou City" in the PRC. Mr. Chung holds several public positions, including the Honorary President of Shantou Overseas Sodality, Honorary President of Shantou Overseas Communication Association and Honorary President of Social Security and Welfare Association of Lunghu, Shantou City.

Chen Hsiao Ying, aged 52, has joined the Group as Executive Director of the Company since October 2007. He was Chief Executive Officer of the Company from October 2007 to June 2013. He has been appointed as the Vice Chairman of the Board since August 2013. He is also a director of other members of the Group. Mr. Chen had worked as Factory Manager in a sportswear manufacturing and trading company in Taiwan since 1981 prior to founding Actex Garment Co., Limited, a company specializing in the manufacturing and trading of sportswear, in 1997. Mr. Chen has over 20 years of manufacturing and management experience in the garment industry. He is in charge of the corporate strategy, management, business development and manufacturing management of the Group. He is a brother of Ms. Chen Li Ying, a member of senior management of the Group.

Kuo Tai Yu, aged 66, has joined the Group as Executive Director of the Company since April 2004. Mr. Kuo has over 30 years of experience in management of footwear business in Taiwan. He received a bachelor's degree from Chung Hsing University in Taiwan. Mr. Kuo had been the director of Pou Chen Corporation (stock code: 9904) ("Pou Chen"), a company listed on the stock exchange of Taiwan until June 2013. He had been the director of certain companies within the Group of Yue Yuen Industrial (Holdings) Limited (stock code: 00551) ("Yue Yuen"), a company listed on the main board of the Stock Exchange of Hong Kong Limited (the "Stock Exchange") from February 1996 to March 2016. He worked as the general manager of the garment department of Yue Yuen in charge of development and integration of garment manufacturing from December 2012 to June 2016.

Chen Fang Mei, Christina, aged 53, has joined the Group as Executive Director of the Company since May 2009. She is responsible for overseeing the financial matters of the Group. She had been the Spokesperson and Vice President of Pou Chen during 2004 to 2013. She graduated from Soochow University in Taiwan in 1986 and holds a Bachelor's Degree in International Business. Ms. Chen was Vice President and Head of Underwriting of Citibank Securities (Taiwan) Limited from 2001 to 2004. She has over 20 years of experience in the investment and securities industries in Taiwan. Ms. Chen had been an executive director of Symphony Holdings Limited (stock code: 01223), a company listed on the main board of the Stock Exchange from July 2009 to June 2015.

INDEPENDENT NON-EXECUTIVE DIRECTORS

Chan Cheuk Ho, aged 49, obtained a master's degree in Business Administration from the University of Manchester in 2003. He is a fellow member of the Hong Kong Institute of Certified Public Accountants. Mr. Chan has more than 20 years of experience in accounting and finance. He has been Independent Non-Executive Director of the Company since November 2002.

Lu Chi Chant, aged 64, is currently an independent director of K Laser Technology Inc., Li Peng Enterprise Co., Ltd. and Lealea Enterprise Co., Ltd., all companies listed on the stock exchange of Taiwan. He is also an independent director of Nyquest Technology Co., Ltd., a company listed on the Taiwan GreTai Securities Market. Mr. Lu has been an independent non-executive director of Natural Beauty Bio-Technology Limited (stock code: 00157), a company listed on the main board of the Stock Exchange since December 2015. He obtained a bachelor's degree in Mechanical Engineering from National Taiwan University in 1974 and passed the professional qualification examinations in Taiwan for certified public accountant in 1983 and for securities investment analyst in 1988. During the period from 1976 to 1984, Mr. Lu worked as a mechanical engineer in Formosa Plastics Corporation, a company established in Taiwan principally engaged in the manufacturing of plastic raw materials and products. He joined Deloitte & Touche Taiwan as an auditor in 1984 and where he became a partner in 1986. Mr. Lu left Deloitte & Touche Taiwan in 2011. He has been appointed as Independent Non-Executive Director of the Company since February 2013.

Cheng Yung Hui, Tony, aged 74, is the chairman and chief executive officer of World Friendship Company Limited. Mr. Cheng has over 30 years of experience in operating his own company. He has extensive experience in international business. He has been Independent Non-Executive Director of the Company since September 2004.

SENIOR MANAGEMENT

Tsai Nai Chung, aged 60, has joined the Group as Deputy Chief Executive Officer of the Company since July 2013. Mr. Tsai has over 30 years of manufacturing and management experience in shoes and apparel manufacturing industry. Mr. Tsai had been President and Vice President of certain companies within the group of Yue Yuen. By managing the factories in USA, Mexico, the PRC and Vietnam of Yue Yuen, he has extensive and global experience in manufacturing industry.

Chung Chi Kit, aged 27, joined the Group as Special Assistant to Chairman in April 2015 and was promoted to Business Managing Director in March 2016. He is responsible for business planning and development of the Group. He was the Chief Executive Officer of a wine distribution company up to March 2015. He graduated from Nottingham Trent University in 2011 and holds a Bachelor's Degree in Accounting and Finance. He obtained a master's degree in Marketing and a master's degree in International Business from the Royal Holloway, University of London and Hult International Business School in 2012 and 2013 respectively. He is the son of Mr. Chung Yuk Sing, the Chairman of the Board and an Executive Director of the Company.

Tsang Sau Fan, aged 49, has joined the Group since March 1996 and was appointed as Executive Director of the Company in October 2002. She resigned as Executive Director of the Company in May 2009. Currently, she is General Manager of the Group and is responsible for sales and marketing and administration management of the Group. She has over 20 years of experience in sales of garment products. Prior to joining the Group, she worked as a merchandiser in a garment manufacturing company in Hong Kong.

Chen Li Ying, aged 61, has joined the Group as Executive Director of the Company since October 2007 and resigned as Executive Director of the Company in May 2009. Currently, she is General Manager of the Group and is responsible for sales and marketing and manufacturing management of the Group. She is also a director of other members of the Group. She graduated from Ming Chuan University in Taiwan and had worked as an auditor in an accounting firm in Taiwan for around 5 years after graduation. She worked in the sales and marketing department of a sportswear manufacturing and trading company in Taiwan from 1981 to 1996 before she joined Actex Garment Co., Limited, a company founded by Mr. Chen Hsiao Ying, in 2001. She has over 25 years of manufacturing and management experience in the garment industry. She is the sister of Mr. Chen Hsiao Ying, an Executive Director of the Company.

Woo Man Chi, aged 44, has joined the Group as Financial Controller since May 2005 and has been appointed as Company Secretary of the Company since September 2005. She is responsible for the accounting, finance and compliance related functions of the Group. She previously worked in a reputable international accounting firm, Deloitte Touche Tohmatsu, in Hong Kong for five years. Prior to joining the Group, she worked in a manufacturing company listed on the main board of the Stock Exchange as Assistant Financial Controller. She has more than 15 years of experience in accounting and financial management. Ms. Woo holds a bachelor's degree in accounting from the Hong Kong University of Science and Technology. She is a practising member of the Hong Kong Institute of Certified Public Accountants.

Report of the Directors

The directors of the Company (the "Directors") present their report and the audited financial statements of the Company and its subsidiaries (the "Group") for the year ended 31 March 2016.

PRINCIPAL ACTIVITIES

The principal activity of the Company is investment holding. Details of the principal activities of the subsidiaries of the Company are set out in note 1 to the financial statements. There were no significant changes in the nature of the Group's principal activities during the year.

RESULTS AND DIVIDENDS

The Group's profit for the year ended 31 March 2016 and the state of affairs of the Group's financial position at that date are set out in the financial statements on pages 60 to 136.

An interim dividend of HK12 cents per ordinary share was paid on 17 December 2015. The Directors recommend the payment of a final dividend of HK5 cents per ordinary share in respect of the year to shareholders on the register of members on 26 August 2016. Details are set out in note 11 to the financial statements.

SUMMARY FINANCIAL INFORMATION

A summary of the results and of the assets and liabilities of the Group for the last five financial years, as extracted from the published audited financial statements is set out below.

Results

	2016 HK\$'000	Year ended 31 March			
		2015 HK\$'000	2014 HK\$'000	2013 HK\$'000	2012 HK\$'000
Revenue	1,534,592	1,517,109	1,483,774	1,443,994	1,445,968
Profit before tax	152,186	130,311	37,232	94,606	153,335
Income tax expense	(27,057)	(25,128)	(15,362)	(21,568)	(32,148)
Profit for the year	125,129	105,183	21,870	73,038	121,187

Assets and liabilities

	2016 HK\$'000	As at 31 March			
		2015 HK\$'000	2014 HK\$'000	2013 HK\$'000	2012 HK\$'000
Non-current assets	778,679	812,854	856,587	894,245	884,159
Current assets	779,840	756,567	698,965	745,403	793,033
Current liabilities	(439,152)	(462,019)	(526,636)	(607,638)	(632,731)
Net current assets	340,688	294,548	172,329	137,765	160,302
Non-current liabilities	(20,017)	(19,871)	(16,999)	(16,528)	(21,592)
	1,099,350	1,087,531	1,011,917	1,015,482	1,022,869

The above summary does not form part of the audited financial statements.

SHARE CAPITAL

There was no movement in either the authorised or issued share capital of the Company during the year.

PRE-EMPTIVE RIGHTS

There are no provisions for pre-emptive rights under the Company's articles of association or the laws of the Cayman Islands which would oblige the Company to offer new shares on a pro rata basis to existing shareholders.

PURCHASE, REDEMPTION OR SALE OF LISTED SECURITIES OF THE COMPANY

Neither the Company, nor any of its subsidiaries purchased, redeemed or sold any of the Company's listed securities during the year.

DISTRIBUTABLE RESERVES

At 31 March 2016, the Company's reserves available for distribution, calculated in accordance with the provisions of the Companies Law of the Cayman Islands, amounted to HK\$751,751,000. The amount of HK\$751,751,000 includes the Company's share premium account and capital reserve of HK\$515,674,000 in aggregate at 31 March 2016, which may be distributed provided that immediately following the date on which a dividend is proposed to be distributed, the Company will be in a position to pay off its debts as and when they fall due in the ordinary course of business.

MAJOR CUSTOMERS AND SUPPLIERS

During the year under review, sales to the Group's five largest customers accounted for approximately 99.9% of the Group's total sales for the year and sales to the largest customer included therein accounted for approximately 55.6%.

Purchases from the Group's five largest suppliers accounted for approximately 42.2% of the Group's total purchases for the year and purchases from the largest supplier included therein accounted for approximately 13.1%.

None of the Directors or any of their associates or any shareholders (which, to the best knowledge of the Directors, own more than 5% of the Company's issued share capital) had any beneficial interest in the Group's five largest customers or suppliers.

DIRECTORS

The Directors during the year were:

Executive Directors:

Mr. Chung Yuk Sing *(Chairman and Chief Executive Officer)*
Mr. Chen Hsiao Ying *(Vice Chairman)*
Mr. Kuo Tai Yu
Ms. Chen Fang Mei, Christina

Independent Non-Executive Directors:

Mr. Chan Cheuk Ho
Mr. Lu Chi Chant
Mr. Cheng Yung Hui, Tony

Report of the Directors (Continued)

DIRECTORS (Continued)

In accordance with article 87(1) of the Company's articles of association, Mr. Chung Yuk Sing, Mr. Chan Cheuk Ho and Mr. Cheng Yung Hui, Tony will retire by rotation and, being eligible, will offer themselves for re-election at the forthcoming annual general meeting.

The Company has received annual confirmations of independence from all the Independent Non-Executive Directors, namely, Mr. Chan Cheuk Ho, Mr. Lu Chi Chant and Mr. Cheng Yung Hui, Tony, and as at the date of this report still considers them to be independent.

DIRECTORS' AND SENIOR MANAGEMENT'S BIOGRAPHIES

Biographical details of the Directors and senior management of the Group are set out on pages 12 to 13 of this annual report.

DIRECTORS' SERVICE CONTRACTS

No Director proposed for re-election at the forthcoming annual general meeting of the Company has a service contract with the Company or any of its subsidiaries, which is not determinable by the employing company within one year without payment of compensation, other than statutory compensation.

All the Independent Non-Executive Directors are appointed for a specific term and are subject to retirement by rotation and re-election at the annual general meeting in accordance with the articles of association of the Company.

EMOLUMENT POLICY AND DIRECTORS' REMUNERATION

The Group's emolument policy is formulated based on the performance of individual employees and is reviewed regularly. Subject to the Group's profitability, the Group may also provide discretionary bonuses to its employees as an incentive for their contribution to the Group. The primary goal of the emolument policy with regard to the remuneration packages of the Group's executive directors is to enable the Group to retain and motivate executive directors by linking their compensation with performance as measured against corporate objectives achieved.

The principal elements of the Group's remuneration packages include basic salaries, discretionary bonuses and housing benefits.

The directors' fees are subject to shareholders' approval and the board of directors (the "Board") was authorised to fix the directors' fee at general meetings. Other emoluments are determined by the Board with reference to directors' duties, responsibilities and performance and the results of the Group.

DIRECTORS' INTERESTS IN TRANSACTIONS, ARRANGEMENTS OR CONTRACTS

No Director nor a connected entity of a director had a material interest, either directly or indirectly, in any transactions, arrangements or contracts of significance to the business of the Group to which the Company or any of its subsidiaries was a party during the year.

PERMITTED INDEMNITY PROVISION

The articles of association of the Company provides that for the time being acting in relation to any of the affairs of the Company, every Director and other officers shall be entitled to be indemnified and secured harmless out of the assets and profits of the Company from and against all actions, losses, damages and expenses which they may incur or sustain by or by reason of any act done about the execution of the duties of their respective office or otherwise in relation thereto. The Company had arranged appropriate directors' and officers' liability insurance coverage for the directors and other officers of the Group for the year under review.

DIRECTORS' AND CHIEF EXECUTIVE'S INTERESTS AND SHORT POSITIONS IN SHARES AND UNDERLYING SHARES

As at 31 March 2016, the interests and short positions of the Directors and chief executive in the share capital and underlying shares of the Company (within the meaning of Part XV of the Securities and Futures Ordinance (Chapter 571 of the Laws of Hong Kong) (the "SFO")), which have been notified to the Company pursuant to Divisions 7 and 8 of Part XV of the SFO (including interests and short positions which any such Directors or chief executive were taken or deemed to have under such provisions of the SFO) or as recorded in the register required to be kept under Section 352 of the SFO or as otherwise notified to the Company and The Stock Exchange of Hong Kong Limited (the "Stock Exchange") pursuant to the Model Code for Securities Transactions by Directors of Listed Issuers (the "Model Code"), were as follows:

The Company

Name of Director	Capacity	Number of shares held		Percentage of the Company's issued capital
		Long position	Short position	
Mr. Chung Yuk Sing	Interest in a controlled corporation	72,650,000 (Note)	–	14.54
	Beneficial owner	5,038,000	–	1.01
Mr. Chen Hsiao Ying	Beneficial owner	26,100,800	–	5.22
Mr. Kuo Tai Yu	Beneficial owner	1,450,000	–	0.29

Note: These shares are held by Time Easy Investment Holdings Limited ("Time Easy"). The entire issued share capital of Time Easy is held by Mr. Chung Yuk Sing.

Save as disclosed above, as at 31 March 2016, none of the Directors and chief executive had registered an interest or short position in the shares and underlying shares of the Company that was required to be recorded pursuant to Section 352 of the SFO, or as otherwise notified to the Company and the Stock Exchange pursuant to the Model Code.

DIRECTORS' RIGHTS TO ACQUIRE SHARES OR DEBENTURES

Save as disclosed in the section "Directors' and chief executive's interests and short positions in shares and underlying shares" above, at no time during the year were rights to acquire benefits by means of the acquisition of shares in or debentures of the Company granted to any of the Directors or their respective spouses or minor children, or were any such rights exercised by them; or was the Company or any of its subsidiaries a party to any arrangement to enable the Directors to acquire such rights in any other body corporate.

SUBSTANTIAL SHAREHOLDERS' INTERESTS AND SHORT POSITIONS IN SHARES AND UNDERLYING SHARES

As at 31 March 2016, the interests and short positions of the following persons, other than the Directors and the chief executive of the Company, in the shares and underlying shares of the Company which have been disclosed to the Company pursuant to Divisions 2 and 3 of Part XV of the SFO and which have been recorded in the register kept by the Company pursuant to Section 336 of the SFO:

Name	Capacity	Number of ordinary shares held		Percentage of the Company's issued capital
		Long position	Short position	
Time Easy	Beneficial owner	72,650,000 (Note 1)	–	14.54
Pou Chen Corporation ("Pou Chen")	Interest in a controlled corporation	192,000,000 (Note 2)	–	38.42
Wealthplus Holdings Limited ("Wealthplus")	Interest in a controlled corporation	192,000,000 (Note 2)	–	38.42
Yue Yuen Industrial (Holdings) Limited ("Yue Yuen")	Interest in a controlled corporation	192,000,000 (Note 2)	–	38.42
Pou Hing Industrial Co. Ltd. ("Pou Hing")	Interest in a controlled corporation	192,000,000 (Note 2)	–	38.42
Great Pacific Investments Limited ("Great Pacific")	Beneficial owner	192,000,000 (Note 2)	–	38.42

Notes:

- The entire issued share capital of Time Easy is held by Mr. Chung Yuk Sing.
- The 192,000,000 shares were held by Great Pacific which was wholly-owned by Pou Hing. The entire issued share capital of Pou Hing was held by Yue Yuen in which Wealthplus and Win Fortune Investment Ltd. ("Win Fortune") held an interest of 46.89% and 3.09% respectively. Wealthplus and Win Fortune are in turn wholly-owned by Pou Chen. Accordingly, Pou Hing, Yue Yuen, Wealthplus, Win Fortune and Pou Chen are all deemed to be interested in the 192,000,000 shares held by Great Pacific.

Save as disclosed above, as at 31 March 2016, no person, other than the Directors and chief executive of the Company, whose interests are set out in the section "Directors' and chief executive's interests and short positions in shares and underlying shares" above, had registered an interest or short position in the shares or underlying shares of the Company that was required to be recorded pursuant to Section 336 of the SFO.

SUFFICIENCY OF PUBLIC FLOAT

Based on the information that is publicly available to the Company and within the knowledge of the Directors, at least 25% of the Company's total number of issued shares were held by the public as at the date of this report.

Report of the Directors (Continued)

DIRECTORS' INTERESTS IN A COMPETING BUSINESS

Interest of the Directors in a competing business required to be disclosed pursuant to Rule 8.10 of the Rules Governing the Listing of Securities on the Stock Exchange (the "Listing Rules") is as follows:

Name of Director	Name of company	Nature of competing business	Nature of interest	Appointment date
Mr. Kuo Tai Yu ("Mr. Kuo")	Yue Yuen (Note 1)	Garment manufacturing	As a general manager	December 2012
Ms. Chen Fang Mei, Christina ("Ms. Chen")	Din Tsun Holding Co., Ltd. ("Din Tsun") (Note 2)	Garment manufacturing	As a director	April 2011
Mr. Kuo			As a director	April 2013
Ms. Chen	Faith Year Investments Limited	Garment manufacturing	As a director	August 2010
Mr. Kuo	("Faith Year") (Note 2)		As a director	April 2013
Ms. Chen	Pro Kingtex Industrial Co., (HK) Ltd.	Garment manufacturing	As a director	August 2010
Mr. Kuo	("Pro Kingtex") (Note 2)		As a director	April 2013

Note 1: Yue Yuen is a company listed on the Stock Exchange and is a substantial shareholder of the Company. The principal business activities of Yue Yuen Group are manufacturing and sales of footwear products, and retail and distribution of sportswear products. Based on the published annual report of Yue Yuen, Yue Yuen recorded total revenue of more than US\$6 billion for its footwear manufacturing business for the year ended 31 December 2015. As the Group is principally engaged in the manufacturing and trading of sportswear and garments, the businesses of Yue Yuen Group and the Group potentially compete with each other. Mr. Kuo resigned as director of Yue Yuen in March 2016.

Given that Yue Yuen Group and the Group are operated by different and separate management team, the Directors consider that the Company is capable of carrying on its business independently of, and at arms length with Yue Yuen Group. Having considered the nature and extent of Mr. Kuo's participation in business of Yue Yuen Group and the Group, the Directors believe that there is unlikely to be any significant competition caused to the business of the Group.

Note 2: Din Tsun is a company incorporated in the British Virgin Islands on 4 January 2005 and is held as to 50% by Yue Yuen Group and 50% by two individuals. Din Tsun and Yue Yuen Group hold 70% and 30% of the issued share capital of Faith Year respectively which in turn wholly-owns Pro Kingtex. Din Tsun and its subsidiaries are investee companies of the Yue Yuen Group. The principal business activities of Din Tsun and its operating subsidiaries including Pro Kingtex are apparel manufacturing of sportswear, casual and outdoor clothes. Based on information provided by Din Tsun, it and its subsidiaries recorded over US\$240 million in revenue for the year ended 31 December 2015. Both Ms. Chen and Mr. Kuo have been nominated to the board of directors of Din Tsun, Faith Year and Pro Kingtex to represent the interest of the Yue Yuen Group as an investor.

While Ms. Chen is not involved in the operation of Din Tsun and its subsidiaries including Pro Kingtex, Mr. Kuo participates in the apparel manufacturing business of Din Tsun and its subsidiaries. Mr. Kuo has confirmed that he is mindful of his duty to avoid conflict of interest. In cases where conflict of interest situation arises, Mr. Kuo will refrain from taking part in the decision making process and will abstain from voting on the relevant resolution in board meeting. On this basis and given that the subsidiaries of Din Tsun including Pro Kingtex have its own management personnel other than Mr. Kuo and that Ms. Chen is not involved in their operations, the Directors believe that the Company is capable of carrying out its business independently of, and at arms length from Din Tsun and its subsidiaries including Pro Kingtex.

Save as disclosed above, none of the Directors or their respective associates was interested in, apart from the Group's business, any business which competes or is likely to compete, either directly or indirectly, with the businesses of the Group.

CORPORATE GOVERNANCE

In the opinion of the Directors, the Company has complied with the code provisions in the Corporate Governance Code as set out in Appendix 14 to the Listing Rules throughout the accounting period covered by the annual report, except for certain deviations. For further information on the Company's corporate governance practices and details of deviations, please refer to the Corporate Governance Report of this annual report.

BUSINESS REVIEW

The review of the business of the Group for the year ended 31 March 2016 including the challenges/uncertainties and the ways to tackle them together with a discussion on the Group's future development are set out in the sections headed "Financial Highlights", "Chairman's Statement" and "Management Discussion and Analysis" set out on page 3, pages 5 to 7 and pages 8 to 11 respectively of this annual report. Description of the risks faced by the Group is found in note 36 to the financial statements.

Environmental policy and performance

The Group is committed to making contributions to sustainable development in different aspects, including environmental protection. The objective of the Group is to minimise any adverse impact on the environment caused by the Group's operations. In addition, to ensure compliance with applicable environmental laws, we have developed a comprehensive environmental policy for our operations, covering aspects such as greenhouse gas emissions, water conservation and reduction of wastes. Such environmental policy is subject to periodic reviews to lower risks associated with environmental matters. The Group has complied with various environmental laws of Hong Kong, Mainland China and Indonesia relating to waste water, air pollution, solid waste and the management of chemicals used in production operations. During the reporting period, the Group had been in compliance with applicable environmental laws and regulations of Hong Kong, Mainland China and Indonesia, and had not been subject to any fines or prosecution as a result of violations of any applicable environmental laws and regulations of Hong Kong, Mainland China and Indonesia, nor any threatened or pending litigations filed by any environmental organisations in Hong Kong, Mainland China and Indonesia.

The Group has also adopted other green initiatives and measures to exercise control over the consumption of energy and resources in its production, business operation and management activities, with the aim of attaining economic benefits. Such initiatives include introduction of automated template machine to increase production capacity, use of energy-saving lights and solar water supply equipment system to reduce power consumption, paper recycling, the fostering of a paperless workplace and other water-saving practices.

Compliance with relevant laws and regulations

During the reporting period, so far as the Company is aware, the Group had complied with all relevant laws and regulations material to the operations of the Group.

Relationships with employees, customers, shareholders, suppliers and other stakeholders

The ongoing success of the Group is dependent on its stakeholders, including its employees, customers, shareholders and suppliers. The Group regards its employees as important stakeholders and provides them with competitive remuneration packages and other labour benefits in line with industry practices, a workplace conducive to occupational health and safety, as well as in-service training on a continued basis.

The Group is committed to forging closer ties with its customers, whose trust in us is best shown by the best supplier's awards from Nike that we have won for 2014 and 2015. We also consistently uphold and strengthen our cooperation with suppliers, while maintaining communications with shareholders through, among others, our corporate website (www.eaglenice.com.hk).

The Company communicates with shareholders and other stakeholders mainly through: (i) the convening of annual general meetings which provides an opportunity for direct communication between the shareholders and the Board; (ii) the publication of announcements, annual and interim reports and/or circulars in accordance with the Listing Rules, as well as press releases providing the latest updates on the Group's development; and (iii) the website of the Company which provides the latest information on the Group.

Event after the Reporting Period

No significant event of the Group occurred after the end of the reporting period.

Report of the Directors (Continued)

AUDITORS

Ernst & Young will retire and a resolution of their reappointment as auditors of the Company will be proposed at the forthcoming annual general meeting.

ON BEHALF OF THE BOARD

Chung Yuk Sing

Chairman

Hong Kong
24 June 2016

Corporate Governance Report

The Group is committed to maintaining a high level of corporate governance with an emphasis on the principles of transparency, accountability and independence. The Company has adopted the Corporate Governance Code (the "CG Code") as contained in Appendix 14 to the Rules Governing the Listing of Securities on The Stock Exchange of Hong Kong Limited (the "Stock Exchange") (the "Listing Rules") as its own code of corporate governance practices. The Company had, throughout the year ended 31 March 2016, complied with the code provisions of the CG Code except for the deviations specified with considered reasons for such deviations as explained in this corporate governance report.

1. DIRECTORS

a. Composition & Board Meetings

The composition of the board of directors of the Company (the "Board") and the individual attendance of each director of the Company (the "Director") at board meetings during the year are set out as follows:

Name of Director	Number of board meetings attended/held	2015 AGM
Executive Directors		
Mr. Chung Yuk Sing (<i>Chairman</i>)	7/7	1/1
Mr. Chen Hsiao Ying (<i>Vice Chairman</i>)	6/6	1/1
Mr. Kuo Tai Yu	6/6	1/1
Ms. Chen Fang Mei, Christina	6/6	1/1
Independent Non-Executive Directors		
Mr. Chan Cheuk Ho	7/7	1/1
Mr. Lu Chi Chant	7/7	1/1
Mr. Cheng Yung Hui, Tony	7/7	0/1

Biographical details of all Directors are disclosed in the section headed "Directors' and Senior Management's Biographies" in this annual report. To the best knowledge of the Company, there are no financial, business, family or other material or relevant relationships amongst members of the Board.

b. Independent Non-Executive Directors

At least one of the independent non-executive directors of the Company ("INEDs") has appropriate professional qualifications or accounting or related financial management expertise under Rule 3.10 of the Listing Rules. The Group has received, from each of the INEDs, an annual confirmation of his independence pursuant to Rule 3.13 of the Listing Rules. The Group considered all of the INEDs to be independent within the definition of the Listing Rules.

Each of the INEDs was appointed for a term of three years with a formal letter of appointment setting out the key terms and conditions of his appointment.

Code Provision A.6.7 of the CG Code stipulates, among other things, that the INEDs and other non-executive directors of the Company should attend general meetings. Mr. Cheng Yung Hui, Tony, an INED, did not attend the annual general meeting of the Company held on 18 August 2015 due to his other commitments.

1. DIRECTORS (Continued)

c. Responsibility of the Board and Delegation by the Board

The Board has the collective responsibility for leadership and control of, and for promoting the success of, the Group by directing and supervising the Group's affairs. The Board is responsible for determining the overall strategy and corporate development and ensuring the business operations are properly monitored. The Board reserves the right to decide all policy matters of the Group and material transactions.

The Board delegates the day-to-day operations to general managers and department heads who are responsible for different aspects of the operations of the Group.

d. Chairman and Chief Executive Officer

Code Provision A.2.1 of the Code stipulates that the roles of chairman and chief executive officer should be separate and should not be performed by the same individual. Mr. Chung Yuk Sing, who has been the Chairman of the Board since 2002, was appointed as the chief executive officer of the Company with effect from 30 June 2013. Notwithstanding the aforesaid deviation, the Board considers that the present structure will not impair the balance of power and authority between the Board and the management of the Group as the Board assumes collective responsibility on the decision-making process of the Company's business strategies and operation. The principal divisions of the Group's businesses are managed by different directors.

e. Appointment, re-election and removal

The Board as a whole is responsible for the appointment of the Directors. Pursuant to the articles of association of the Company, all Directors are subject to retirement by rotation at least once every three years and any Directors appointed by the Board shall hold office only until the next following general meeting of the Company (in the case of filling a casual vacancy) or until the next following annual general meeting of the Company (in the case of an addition to the existing Board) and shall then be eligible for re-election. The Chairman of the Board is mainly responsible for identifying appropriate candidates to fill the casual vacancy whenever it arises or to add additional members as and when required. The Chairman will propose the qualified candidate(s) to the Board for consideration. The Board will approve the appointment based on the suitability and qualification of the candidate.

f. Directors' Securities Transactions

The Company has adopted the Model Code for Securities Transactions by Directors of Listed Issuers (the "Model Code") as set out in Appendix 10 to the Listing Rules as its own code of conduct regarding securities transactions by the Directors. Having made specific enquiry of all Directors, all Directors confirmed that they had complied with the Model Code throughout the year.

g. Directors' and Officers' Insurance

The Company has arranged appropriate insurance cover in respect of potential legal actions against its Directors and officers.

h. Continuing professional development

Directors must keep abreast of their collective responsibilities. Each newly appointed Director would receive an induction package covering the Group's businesses and the statutory and regulatory obligations of a director of a listed company. The Group also provides briefings and other training to develop and refresh the Directors' knowledge and skills. The Group continuously updates Directors on the latest developments regarding the Listing Rules and other applicable regulatory requirements, to ensure compliance and enhance their awareness of good corporate governance practices. Circulars or guidance notes are issued to Directors and senior management to ensure awareness of corporate governance practices.

1. DIRECTORS (Continued)

h. Continuing professional development (Continued)

During the year, the Directors participated in the following trainings:

	Type of Trainings
Executive Directors	
Mr. Chung Yuk Sing	A,C
Mr. Chen Hsiao Ying	A,C
Mr. Kuo Tai Yu	A,C
Ms. Chen Fang Mei, Christina	A,B,C
Independent Non-Executive Directors	
Mr. Chan Cheuk Ho	A,B,C
Mr. Lu Chi Chant	A,C
Mr. Cheng Yung Hui, Tony	A,C

A: having training provided by the Company

B: attending seminars/conferences/workshops/forums

C: reading newspapers/journals and updates relating to their profession and director's responsibilities

i. Supply of and access to information

In respect of regular board meetings, an agenda and accompanying board papers of the meeting are sent in full to all Directors at least 14 days before the intended date of the meeting. For all other board meetings, at least 3 days' notice are given before the intended date of the meeting.

The management has an obligation to supply the Board and the various Committees with adequate information in a timely manner to enable the members to make informed decisions. Each Director has separate and independent access to the Group's management to acquire more information and to make further enquiries if necessary.

j. Company Secretary

The Company Secretary is a full-time employee of the Company and has day-to-day knowledge of the Company's affairs. During the year under review, the Company Secretary has duly complied with the relevant professional training requirement under Rule 3.29 of the Listing Rules.

k. Board Diversity Policy

Pursuant to the CG Code, the Board has adopted a board diversity policy in December 2013. The Company recognizes and embraces the benefits of having a diverse Board, and sees increasing diversity at Board level as an essential element in maintaining a competitive advantage. A truly diverse Board will include and make good use of differences in the skills, regional and industry experience, background, race, gender and other qualities of Directors. These differences will be considered in determining the optimum composition of the Board and when possible should be balanced appropriately. All Board appointments are made on merit and candidates will be considered against objective criteria, having due regard for the benefits of diversity on the Board.

The Nomination Committee will discuss annually for achieving diversity from a number of aspects, including but not limited to gender, age, ethnicity, skills, cultural and educational background, professional experience and knowledge. The Nomination Committee will also conduct a review of the Policy periodically which will include an assessment of the effectiveness of the Policy and recommend any proposed changes to rectify identified deficiencies for the approval by the Board.

2. BOARD COMMITTEES

a. Remuneration Committee

The Remuneration Committee consists of one executive Director, namely, Mr. Chung Yuk Sing and two INEDs, namely, Mr. Chan Cheuk Ho and Mr. Lu Chi Chant. Mr. Chan Cheuk Ho is the Chairman of the Remuneration Committee.

The main functions of the Remuneration Committee are to assist the Board in establishing a formal and transparent procedure for setting policy on Directors' and senior management's remuneration and to make recommendation to the Board on the remuneration packages of individual Executive Directors and senior management (i.e. the model described in code provision B.1.2(c)(ii) of the CG Code was adopted) by reference to the Company's operation results, individual performance and prevailing market rate.

The committee meets at least once a year. During the year under review, five committee meetings were held to review the remuneration packages of all Directors and the senior management of the Group including proposed payment of discretionary bonuses in respect of the interim results of the Group for the six months ended 30 September 2015, with a recommendation to the Board for approval. The attendance of the individual member of the Remuneration Committee at the meeting is set out below:

Committee Members	Number of meetings attended/held
Mr. Chan Cheuk Ho (<i>Chairman</i>)	5/5
Mr. Chung Yuk Sing	5/5
Mr. Lu Chi Chant	5/5

Pursuant to code provision B.1.5 of the CG Code, details of the annual remuneration of the members of the senior management (excluding directors) by band for the year ended 31 March 2016 is as follows:

Emolument band	Number of employees
Nil to HK\$1,000,000	2
HK\$1,000,001 to HK\$1,500,000	0
HK\$1,500,001 to HK\$2,000,000	2
HK\$2,000,001 to HK\$2,500,000	0
HK\$2,500,001 to HK\$3,000,000	0
HK\$3,000,001 to HK\$3,500,000	1
	5

Details of the remuneration of each director for the year ended 31 March 2016 are set out in note 8 to the financial statements.

b. Audit Committee

The Audit Committee comprises all three INEDs. The Audit Committee is chaired by Mr. Chan Cheuk Ho who possesses recognised professional qualifications in accounting and has rich experience in audit and finance. The Audit Committee was established with written terms of reference that sets out the authorities and duties of the Committee adopted by the Board. The functions of risk management was adopted into the terms of reference of Audit Committee with effect from 1 April 2016 approved by the Board in March 2016 in compliance with the amendments to Appendix 14 of the Listing Rules.

2. BOARD COMMITTEES (Continued)

b. Audit Committee (Continued)

The Audit Committee's principal duties include:

- i) overseeing the relationship with the Company's external auditors;
- ii) overseeing the corporate governance matters of the Group;
- iii) reviewing the financial information of the Group; and
- iv) reviewing the adequacy and effectiveness of the Group's financial reporting system, internal control systems and risk management.

To comply with the requirements under the CG Code in respect of the responsibilities for performing the corporate governance duties, the Board has delegated its responsibilities to the Audit Committee to develop, review and monitor the policies and practices on corporate governance of the Group and make recommendations to the Board, to review and monitor the Company's policies and practices on the legal and regulatory compliance, to review and monitor the code of conduct and ethical behaviour applicable to the Directors and employees and the training and continuous professional development of Directors and senior management, and to review the Group's compliance with the CG Code and disclosures in the corporate governance report.

The committee meets at least twice every year and additional meetings may be convened by the chairman of the committee as and when necessary. During the year ended 31 March 2016, the Audit Committee met three times to review the accounting principles and practices adopted by the Group, to ensure compliance with relevant rules and regulations, and to discuss internal controls and financial reporting matters. These included the review of 2015 final results and 2016 interim results of the Group; and discussion with external auditors relating to accounting and internal control issues, and major findings in the course of audit.

The attendance of the individual member of the Audit Committee at the meeting is set out below:

Committee Members	Number of meetings attended/held
Mr. Chan Cheuk Ho (<i>Chairman</i>)	3/3
Mr. Lu Chi Chant	3/3
Mr. Cheng Yung Hui, Tony	3/3

c. Nomination Committee

The Nomination Committee consists of one executive Director, namely, Mr. Chung Yuk Sing and two INEDs, namely, Mr. Chan Cheuk Ho and Mr. Lu Chi Chant. Mr. Chung Yuk Sing is the Chairman of the Nomination Committee.

The Nomination Committee's principal duties include:

- (i) reviewing the structure, size and composition of the Board and recommending any proposed changes to the Board to complement the Company's corporate strategy;
- (ii) identifying individuals who are suitably qualified to become Board members;
- (iii) assessing the independence of the INEDs; and
- (iv) making recommendations on the appointment or reappointment of directors and succession planning for directors, in particular the chairman and the chief executive.

2. BOARD COMMITTEES (Continued)

c. Nomination Committee (Continued)

The committee meets at least once every year and additional meetings may be convened by the chairman of the committee as and when necessary. During the year ended 31 March 2016, the Nomination Committee met once to review the structure, size, diversity and composition of the Board, and to assess the independence of the INEDs. The attendance of individual member of the Nomination Committee at the meeting is set out below:

Committee Members	Number of meetings attended/held
Mr. Chung Yuk Sing (<i>Chairman</i>)	1/1
Mr. Chan Cheuk Ho	1/1
Mr. Lu Chi Chant	1/1

3. ACCOUNTABILITY AND AUDIT

a. Financial Reporting

The Directors acknowledge their responsibility to prepare the financial statements that give a true and fair view of the state of affairs of the Group. The Board was not aware of any material uncertainties relating to events or conditions that might cast significant doubt upon the Group's ability to continue as a going concern, so that the Board has prepared the accounts on a going concern basis.

The reporting responsibilities of the Company's auditors, Ernst & Young, are set out in the Independent Auditors' Report on page 29 of the annual report.

b. Corporate Governance, Internal Control, Group Risk Management

The Board has overall responsibility of the Group's system of internal control, corporate governance, and assessment and management of risks. Procedures are designed to identify and manage risks that may adversely impact the Group's business operations through the establishment of policies and internal guidelines such as review of detailed operational and financial reports, budgets and plans provided by the management of the business operations; periodic review of actual results against budget or forecast; and establishment of proper approval and control procedure of expenditures. On behalf of the Board, the Audit Committee reviews the corporate governance structure and practices within the Group and monitors compliance with relevant rules and regulations. It also reviews the effectiveness of the internal control systems to ensure its sufficiency.

c. Auditors' Remuneration

For the year ended 31 March 2016, the fee payable to the Group's auditors, Ernst & Young, is set out as follows:

Services rendered	Amount of fee payable HK\$'000
Audit services	2,492
Non-audit services related to taxation	60
	2,552

4. SHAREHOLDERS' RIGHTS

a. Procedures for Shareholders to convene Extraordinary General Meeting ("EGM")

Shareholder(s) holding not less than one-tenth of the paid up capital of the Company can make a written requisition to the Board or the Company Secretary to convene an EGM pursuant to article 58 of the Company's articles of association. The written requisition must state the objects of the meeting, and must be signed by the relevant shareholder(s) and deposited at the Company's principal place of business in Hong Kong.

b. Procedures for directing Shareholders' enquiries to the Board

Shareholders may send their enquiries and concerns to the Board by addressing them to the Investor Relations Director and deposit at the Company's principal place of business in Hong Kong or by e-mail to ir@eaglenice.com.hk.

c. Putting forward proposal at general meeting

There are no provisions under the Company's articles of association or the Companies Law of the Cayman Islands regarding procedures for shareholders to put forward proposals at general meetings other than a proposal of a person for election as director. Shareholders may follow the procedures set out above to convene an EGM for any business specified in such written requisition or the procedures for shareholders to propose a person for election as a Director which is available on the website of the Company.

5. COMMUNICATION WITH SHAREHOLDERS

The Company has adopted a shareholders' communication policy since March 2012. The primary communication channel between the Company and its shareholders is through the publication of announcements, circulars, interim and annual reports, which are available on the websites of the Company and the Stock Exchange.

The Company's annual general meeting acts as a useful platform for direct communication between the shareholders and the Board. Separate resolutions are proposed on each substantially separate issue at the general meetings.

The Company has complied with the requirements of the Listing Rules and the memorandum and articles of association in respect of voting by poll and other related matters.

On behalf of the Board

Chung Yuk Sing

Chairman

Hong Kong, 24 June 2016

Independent Auditors' Report



To the shareholders of Eagle Nice (International) Holdings Limited

(Incorporated in the Cayman Islands with limited liability)

We have audited the consolidated financial statements of Eagle Nice (International) Holdings Limited (the "Company") and its subsidiaries set out on pages 60 to 136, which comprise the consolidated statement of financial position as at 31 March 2016, and the consolidated income statement, the consolidated statement of comprehensive income, the consolidated statement of changes in equity and the consolidated statement of cash flows for the year then ended, and a summary of significant accounting policies and other explanatory information.

DIRECTORS' RESPONSIBILITY FOR THE CONSOLIDATED FINANCIAL STATEMENTS

The directors of the Company are responsible for the preparation of consolidated financial statements that give a true and fair view in accordance with Hong Kong Financial Reporting Standards issued by the Hong Kong Institute of Certified Public Accountants and the disclosure requirements of the Hong Kong Companies Ordinance, and for such internal control as the directors determine is necessary to enable the preparation of consolidated financial statements that are free from material misstatement, whether due to fraud or error.

AUDITORS' RESPONSIBILITY

Our responsibility is to express an opinion on these consolidated financial statements based on our audit. Our report is made solely to you, as a body, and for no other purpose. We do not assume responsibility towards or accept liability to any other person for the contents of this report.

We conducted our audit in accordance with Hong Kong Standards on Auditing issued by the Hong Kong Institute of Certified Public Accountants. Those standards require that we comply with ethical requirements and plan and perform the audit to obtain reasonable assurance about whether the consolidated financial statements are free from material misstatement.

An audit involves performing procedures to obtain audit evidence about the amounts and disclosures in the consolidated financial statements. The procedures selected depend on the auditors' judgement, including the assessment of the risks of material misstatement of the consolidated financial statements, whether due to fraud or error. In making those risk assessments, the auditors consider internal control relevant to the entity's preparation of consolidated financial statements that give a true and fair view in order to design audit procedures that are appropriate in the circumstances, but not for the purpose of expressing an opinion on the effectiveness of the entity's internal control. An audit also includes evaluating the appropriateness of accounting policies used and the reasonableness of accounting estimates made by the directors, as well as evaluating the overall presentation of the consolidated financial statements.

We believe that the audit evidence we have obtained is sufficient and appropriate to provide a basis for our audit opinion.

OPINION

In our opinion, the consolidated financial statements give a true and fair view of the financial position of the Company and its subsidiaries as at 31 March 2016, and of their financial performance and cash flows for the year then ended in accordance with Hong Kong Financial Reporting Standards and have been properly prepared in compliance with the disclosure requirements of the Hong Kong Companies Ordinance.

Ernst & Young

Certified Public Accountants

22/F CITIC Tower

1 Tim Mei Avenue

Central, Hong Kong

24 June 2016

Consolidated Income Statement

綜合收益表

Year ended 31 March 2016
截至二零一六年三月三十一日止年度

		Notes 附註	2016 二零一六年 HK\$'000 千港元	2015 二零一五年 HK\$'000 千港元
REVENUE	營業收入	5	1,534,592	1,517,109
Cost of sales	銷售成本		(1,227,650)	(1,251,158)
Gross profit	毛利		306,942	265,951
Other income and gains	其他收入及收益	5	11,052	8,925
Selling and distribution expenses	銷售及分銷開支		(18,651)	(17,698)
Administrative expenses	行政開支		(129,129)	(120,794)
Fair value changes on derivative financial instruments, net	衍生金融工具公平值 變動淨值		(9,980)	(2,578)
Loss on deregistration of a subsidiary	註銷一間附屬公司之虧損		(5,169)	-
Finance costs	融資成本	6	(2,879)	(3,495)
PROFIT BEFORE TAX	除稅前溢利	7	152,186	130,311
Income tax expense	所得稅開支	10	(27,057)	(25,128)
PROFIT FOR THE YEAR ATTRIBUTABLE TO OWNERS OF THE COMPANY	本公司擁有人應佔 年度溢利		125,129	105,183
EARNINGS PER SHARE ATTRIBUTABLE TO OWNERS OF THE COMPANY	本公司擁有人應佔 每股盈利	12	HK cents 港仙	HK cents 港仙
Basic	基本		25.0	21.1
Diluted	攤薄		25.0	21.1

Consolidated Statement of Comprehensive Income

綜合全面收益表

Year ended 31 March 2016
截至二零一六年三月三十一日止年度

		2016 二零一六年 HK\$'000 千港元	2015 二零一五年 HK\$'000 千港元
PROFIT FOR THE YEAR	年度溢利	125,129	105,183
OTHER COMPREHENSIVE INCOME/(EXPENSE)	其他全面收益／(支出)		
Other comprehensive income/(expense) not to be reclassified to profit or loss in subsequent periods:	於其後期間不可重新分類至損益的其他全面收益／(支出)：		
Actuarial gain/(loss) on a defined benefit plan	定額福利計劃之精算收益／(虧損)	666	(277)
Other comprehensive income/(expense) may be reclassified to profit or loss in subsequent periods:	於其後期間可重新分類至損益的其他全面收益／(支出)：		
Exchange differences on translation of foreign operations	折算海外業務之匯兌差額	(28,490)	688
Realisation of exchange fluctuation reserve upon deregistration of a subsidiary	註銷一間附屬公司時匯率波動儲備之兌現	6,955	-
		(21,535)	688
OTHER COMPREHENSIVE INCOME/(EXPENSE) FOR THE YEAR, NET OF TAX	年度其他全面收益／(支出) (已扣除稅項)	(20,869)	411
TOTAL COMPREHENSIVE INCOME FOR THE YEAR AND ATTRIBUTABLE TO OWNERS OF THE COMPANY	本公司擁有人應佔年度 全面收益總額	104,260	105,594

Consolidated Statement of Financial Position

綜合財務狀況表

31 March 2016
二零一六年三月三十一日

		Notes 附註	2016 二零一六年 HK\$'000 千港元	2015 二零一五年 HK\$'000 千港元
NON-CURRENT ASSETS	非流動資產			
Property, plant and equipment	物業、廠房及設備	13	663,613	714,335
Prepaid land lease payments	預付土地租賃款項	14	65,587	72,407
Goodwill	商譽	16	26,112	26,112
Deposits	按金	15	23,367	-
Total non-current assets	非流動資產總值		778,679	812,854
CURRENT ASSETS	流動資產			
Inventories	存貨	17	359,952	265,899
Accounts and bills receivables	應收賬款及票據	18	111,523	124,192
Prepayments, deposits and other receivables	預付款項、按金及其他應收款	15	52,952	47,327
Available-for-sale investments	可供出售投資	19	-	63,750
Cash and cash equivalents	現金及現金等值項目	20	255,413	255,399
Total current assets	流動資產總值		779,840	756,567
CURRENT LIABILITIES	流動負債			
Accounts payable	應付賬款	21	133,423	105,090
Accrued liabilities and other payables	應計負債及其他應付款項	23	84,304	86,612
Derivative financial instruments	衍生金融工具	24	-	9,110
Interest-bearing bank borrowings	計息銀行貸款	25	197,900	237,621
Tax payable	應付稅項		23,525	23,586
Total current liabilities	流動負債總值		439,152	462,019
NET CURRENT ASSETS	流動資產淨值		340,688	294,548
TOTAL ASSETS LESS CURRENT LIABILITIES	資產總值扣除流動負債		1,119,367	1,107,402
NON-CURRENT LIABILITIES	非流動負債			
Pension scheme obligation	退休金計劃承擔	26	6,239	4,446
Deferred tax liabilities	遞延稅項負債	27	13,778	15,425
Total non-current liabilities	非流動負債總值		20,017	19,871
Net assets	資產淨值		1,099,350	1,087,531
EQUITY	資本			
Equity attributable to owners of the Company	本公司擁有人應佔權益			
Issued capital	已發行股本	28	4,997	4,997
Reserves	儲備	29	1,094,353	1,082,534
Total equity	資本總值		1,099,350	1,087,531

CHUNG YUK SING
鍾育升
Director
董事

CHEN HSIAO YING
陳小影
Director
董事

Consolidated Statement of Changes in Equity

綜合權益變動表

Year ended 31 March 2016
截至二零一六年三月三十一日止年度

	Note 附註	Attributable to owners of the Company 本公司擁有人應佔						Total 總計
		Issued capital 已發行 股本	Share premium account 溢價賬	Capital reserve 資本儲備	Statutory surplus reserve 法定 盈餘儲備	Exchange fluctuation reserve 匯率 波動儲備	Retained profits 留存溢利	
		HK\$'000 千港元	HK\$'000 千港元	HK\$'000 千港元	HK\$'000 千港元	HK\$'000 千港元	HK\$'000 千港元	
				(Note 29) (附註29)	(Note 29) (附註29)			
At 1 April 2014		4,997	472,586	(229)	37,728	111,397	385,438	1,011,917
Profit for the year		-	-	-	-	-	105,183	105,183
Other comprehensive income/(expense) for the year:								
Actuarial loss on a defined benefit plan		-	-	-	-	-	(277)	(277)
Exchange differences on translation of foreign operations		-	-	-	-	688	-	688
Total comprehensive income for the year		-	-	-	-	688	104,906	105,594
Transfer to reserve		-	-	-	8,158	-	(8,158)	-
Interim 2015 dividend	11	-	-	-	-	-	(29,980)	(29,980)
At 31 March 2015		4,997	472,586*	(229)*	45,886*	112,085*	452,206*	1,087,531
At 1 April 2015		4,997	472,586	(229)	45,886	112,085	452,206	1,087,531
Profit for the year		-	-	-	-	-	125,129	125,129
Other comprehensive income/(expense) for the year:								
Actuarial gain on a defined benefit plan		-	-	-	-	-	666	666
Exchange differences on translation of foreign operations		-	-	-	-	(28,490)	-	(28,490)
Realisation of exchange fluctuation reserve upon deregistration of a subsidiary (note 30)		-	-	-	-	6,955	-	6,955
Total comprehensive income/(expense) for the year		-	-	-	-	(21,535)	125,795	104,260
Transfer to reserve		-	-	-	13,571	-	(13,571)	-
Transfer to statutory reserve upon deregistration of a subsidiary		-	-	-	(809)	-	809	-
Final 2015 dividend	11	-	-	-	-	-	(32,479)	(32,479)
Interim 2016 dividend	11	-	-	-	-	-	(59,962)	(59,962)
At 31 March 2016		4,997	472,586*	(229)*	58,648*	90,550*	472,798*	1,099,350

* These reserve accounts comprise the consolidated reserves of HK\$1,094,353,000 (31 March 2015: HK\$1,082,534,000) in the consolidated statement of financial position.

* 該等儲備賬項包括載於綜合財務狀況表內綜合儲備1,094,353,000港元(二零一五年三月三十一日: 1,082,534,000港元)。

Consolidated Statement of Cash Flows

綜合現金流量表

Year ended 31 March 2016
截至二零一六年三月三十一日止年度

	Notes 附註	2016 二零一六年 HK\$'000 千港元	2015 二零一五年 HK\$'000 千港元
CASH FLOWS FROM OPERATING ACTIVITIES	經營業務產生之現金流量		
Profit before tax	除稅前溢利	152,186	130,311
Adjustments for:	按以下項目調整：		
Finance costs	融資成本	2,879	3,495
Bank interest income	銀行利息收入	(2,497)	(1,821)
Write-off of items of property, plant and equipment	撇銷物業、廠房及設備項目	-	26
Fair value losses on derivative financial instruments, net	衍生金融工具 公平值虧損淨值	9,980	2,578
Depreciation	折舊	52,454	60,539
Amortisation of prepaid land lease payments	預付土地租賃款項攤銷	2,285	2,337
Gain on disposal of items of property, plant and equipment	出售物業、廠房及設備 項目收益	(773)	(268)
Gain on disposal of prepaid land lease payments	出售預付土地租賃款項之 收益	(1,159)	-
Loss on deregistration of a subsidiary	註銷一間附屬公司之虧損	5,169	-
		220,524	197,197
Increase in inventories	存貨增加	(94,053)	(5,624)
Decrease in accounts and bills receivables	應收賬款及票據減少	12,669	10,071
Increase in prepayments, deposits and other receivables	預付款項、按金及其他 應收款項增加	(5,894)	(19,463)
Increase in accounts payable	應付賬款增加	28,333	8,978
Increase/(decrease) in accrued liabilities and other payables	應計負債及其他應付款項 增加/(減少)	(1,499)	5,246
Increase in pension scheme liabilities	退休金計劃負債增加	2,502	2,271
Settlement of pension scheme liabilities	結算退休金計劃負債	(32)	-
Cash generated from operations	營運產生之現金	162,550	198,676
Interest paid	已付利息	(2,879)	(3,495)
Dividends paid	已付股息	(92,441)	(29,980)
Hong Kong profits tax paid	已付香港利得稅	(14,487)	(1,928)
Overseas tax paid	已付海外稅項	(12,250)	(8,311)
Net cash flows from operating activities	來自經營業務之現金流量淨值	40,493	154,962
CASH FLOWS FROM/(USED IN) INVESTING ACTIVITIES	來自/(用於)投資活動之現金流量		
Proceeds from disposal of items of property, plant and equipment, net	出售物業、廠房及設備項目 所得款項淨值	1,829	433
Proceeds from disposal of prepaid land lease payments	出售預付土地租賃款項 所得款項	2,861	-
Purchases of items of property, plant and equipment	購買物業、廠房及設備項目	(24,758)	(18,931)
Movements in derivative financial instruments, net	衍生金融工具變動淨值	(19,090)	6,532
Movements in available-for-sale investments	可供出售投資變動	63,750	(63,750)
Interest received	已收利息	2,497	1,821
Increase in non-current portion of deposits	非流動部份按金增加	(23,367)	-
Net cash flows from/(used in) investing activities	來自/(用於)投資活動之 現金流量淨值	3,722	(73,895)

Consolidated Statement of Cash Flows (Continued) 綜合現金流量表(續)

Year ended 31 March 2016
截至二零一六年三月三十一日止年度

	Notes 附註	2016 二零一六年 HK\$'000 千港元	2015 二零一五年 HK\$'000 千港元
CASH FLOWS USED IN FINANCING ACTIVITY	用於融資活動之現金流量		
Repayment of bank loans, net	償還銀行貸款淨值	(39,721)	(101,775)
Net cash flows used in financing activity	用於融資活動之現金流量淨值	(39,721)	(101,775)
NET INCREASE/(DECREASE) IN CASH AND CASH EQUIVALENTS	現金及現金等值項目增加 (減少)淨值	4,494	(20,708)
Cash and cash equivalents at beginning of year	年初之現金及現金等值項目	255,399	276,565
Effect of foreign exchange rate changes, net	匯率變動之影響淨值	(4,480)	(458)
CASH AND CASH EQUIVALENTS AT END OF YEAR	年終之現金及現金等值項目	255,413	255,399
ANALYSIS OF BALANCES OF CASH AND CASH EQUIVALENTS	現金及現金等值項目之 結餘分析		
Cash and bank balances	現金及銀行結存	20 240,589	196,619
Non-pledged time deposits with original maturity of less than three months when acquired	購入原定到期日少於 三個月之非質押 定期存款	20 14,824	58,780
Cash and cash equivalents	現金及現金等值項目	255,413	255,399

Notes to Financial Statements

財務報表附註

31 March 2016
二零一六年三月三十一日

1. CORPORATE AND GROUP INFORMATION

The Company is a limited liability company incorporated in the Cayman Islands. The registered office address of the Company is Cricket Square, Hutchins Drive, P.O. Box 2681, Grand Cayman KY1-1111, the Cayman Islands. The principal place of business of the Company is located at Units 0902-0903 and 0905-0906, 9/F, Tower B, Regent Centre, 70 Ta Chuen Ping Street, Kwai Chung, New Territories, Hong Kong.

The Group's principal activities are the manufacture and trading of sportswear and garments.

Information about subsidiaries

Particulars of the Company's principal subsidiaries are as follows:

Name 公司名稱	Place of incorporation/ registration and business 註冊成立/登記 及營業地點	Issued share/ paid-up registered capital 已發行股份/ 繳足註冊資本	Percentage of equity attributable to the Company 本公司應佔權益百分比		Principal activities 主要業務
			2016 二零一六年	2015 二零一五年	
Eagle Nice (EAG) Limited 鷹美(鷹美集團)有限公司	Hong Kong 香港	Ordinary HK\$2; Non-voting deferred HK\$10,000 (Note (a)) (2015: Ordinary HK\$2; Non-voting deferred HK\$10,000) 普通股2港元; 無投票權遞延股 10,000港元(附註(a)) (二零一五年: 普通股2港元; 無投票權遞延股 10,000港元)	100	100	Investment holding 投資控股
裕美(汕頭)製衣有限公司 ("YM (Shantou)") (Notes (b) and (c)) (「裕美(汕頭)」)(附註(b)及(c))	The People's Republic of China ("PRC")/ Mainland China 中華人民共和國 (「中國」)/中國大陸	US\$23,500,000 (2015: US\$23,500,000) 23,500,000美元 (二零一五年: 23,500,000美元)	100	100	Manufacture and trading of sportswear and garments 生產及買賣運動服及成衣
裕鷹(汕頭)製衣有限公司 ("YY (Shantou)") (Notes (b) and (c)) (「裕鷹(汕頭)」)(附註(b)及(c))	PRC/ Mainland China 中國/中國大陸	HK\$15,000,000 (2015: HK\$15,000,000) 15,000,000港元 (二零一五年: 15,000,000港元)	100	100	Manufacture and trading of sportswear and garments 生產及買賣運動服及成衣

1. 公司及集團資料

本公司為於開曼群島註冊成立之有限公司。本公司註冊辦事處地址為Cricket Square, Hutchins Drive, P.O. Box 2681, Grand Cayman KY1-1111, the Cayman Islands。本公司之主要營業地點位於香港新界葵涌打磚坪街70號麗晶中心B座九樓0902-0903室及0905-0906室。

本集團之主要業務為生產及買賣運動服及成衣。

附屬公司之資料

本公司主要附屬公司詳情如下：

Notes to Financial Statements (Continued)

財務報表附註(續)

31 March 2016
二零一六年三月三十一日

1. CORPORATE AND GROUP INFORMATION

(Continued)

Information about subsidiaries (Continued)

1. 公司及集團資料(續)

附屬公司之資料(續)

Name 公司名稱	Place of incorporation/ registration and business 註冊成立/登記 及營業地點	Issued share/ paid-up registered capital 已發行股份/ 繳足註冊資本	Percentage of equity attributable to the Company 本公司應佔權益百分比		Principal activities 主要業務
			2016 二零一六年	2015 二零一五年	
Eagle Nice Development Limited 鷹美發展有限公司	Hong Kong 香港	HK\$1 (2015: HK\$1) 1港元 (二零一五年: 1港元)	100	100	Manufacture and trading of sportswear and garments 生產及買賣運動服及成衣
Yue Mei (HK) Garment Limited 裕美(香港)製衣有限公司	Hong Kong 香港	HK\$1 (2015: HK\$1) 1港元 (二零一五年: 1港元)	100	100	Manufacture and trading of sportswear and garments 生產及買賣運動服及成衣
Maitex (EAG) Limited 源瀚(鷹美集團)有限公司	Hong Kong 香港	HK\$1,000 (2015: HK\$1,000) 1,000港元 (二零一五年: 1,000港元)	100	100	Manufacture and trading of sportswear and garments 生產及買賣運動服及成衣
惠來縣源瀚製衣有限公司 ("Maitex PRC") (Notes (b) and (c)) ("「惠來源瀚」)(附註(b)及(c))	PRC/Mainland China 中國/中國大陸	HK\$40,000,000 (2015: HK\$40,000,000) 40,000,000港元 (二零一五年: 40,000,000港元)	100	100	Manufacture and trading of sportswear and garments 生產及買賣運動服及成衣
King Eagle (EAG) Limited 金鷹(鷹美集團)有限公司	Hong Kong 香港	HK\$1 (2015: HK\$1) 1港元 (二零一五年: 1港元)	100	100	Manufacture and trading of sportswear and garments 生產及買賣運動服及成衣
金鷹(汕頭)製衣有限公司 ("KE (Shantou)") (Notes (b), (c) and (d)) ("「金鷹(汕頭)」)(附註(b)、 (c)及(d))	PRC/Mainland China 中國/中國大陸	US\$2,680,000 (2015: US\$2,680,000) 2,680,000美元 (二零一五年: 2,680,000美元)	-	100	Manufacture and trading of sportswear and garments 生產及買賣運動服及成衣
惠來縣宏鷹製衣有限公司 ("Hung Eagle Garment") (Notes (b) and (c)) ("「惠來宏鷹」)(附註(b)及(c))	PRC/Mainland China 中國/中國大陸	US\$4,000,000 (2015: US\$4,000,000) 4,000,000美元 (二零一五年: 4,000,000美元)	100	100	Manufacture and trading of sportswear and garments 生產及買賣運動服及成衣

Notes to Financial Statements (Continued)

財務報表附註(續)

31 March 2016
二零一六年三月三十一日

1. CORPORATE AND GROUP INFORMATION

(Continued)

Information about subsidiaries (Continued)

Name 公司名稱	Place of incorporation/ registration and business 註冊成立/登記 及營業地點	Issued share/ paid-up registered capital 已發行股份/ 繳足註冊資本	Percentage of equity attributable to the Company 本公司應佔權益百分比		Principal activities 主要業務
			2016 二零一六年	2015 二零一五年	
Eagle Nice (Indonesia) Holdings Limited 鷹美(印尼)控股有限公司	Hong Kong 香港	HK\$1 (2015: HK\$1) 1港元 (二零一五年: 1港元)	100	100	Investment holding 投資控股
P.T. Eagle Nice Indonesia ("EN Indonesia") ("鷹美印尼")	Indonesia 印尼	US\$30,000,000 (2015: US\$30,000,000) 30,000,000美元 (二零一五年: 30,000,000美元)	100	100	Manufacture and trading of sportswear and garments 生產及買賣運動服及成衣
Eagle Nice (Jiangxi) Garment Limited 鷹美(江西)製衣有限公司	Hong Kong 香港	HK\$10,000 (2015: HK\$10,000) 10,000港元 (二零一五年: 10,000港元)	100	100	Investment holding 投資控股
鷹美(宜豐)製衣有限公司 ("EN Yifeng") (Notes (b) and (c)) ("鷹美(宜豐)) (附註(b)及(c))	PRC/Mainland China 中國/中國大陸	US\$25,000,000 (2015: US\$25,000,000) 25,000,000美元 (二零一五年: 25,000,000美元)	100	100	Manufacture and trading of sportswear and garments 生產及買賣運動服及成衣

Notes:

- (a) The non-voting deferred shares carry no rights to dividends, no rights to attend or vote at general meetings and no rights to receive any surplus assets in a return of capital in a winding-up (other than the nominal amount paid up or credited as paid-up on such shares, after the sum of HK\$100,000,000,000,000 per ordinary share has been distributed to the holders of the ordinary shares of the company in such winding-up).
- (b) YM (Shantou), YY (Shantou), Maitex PRC, KE (Shantou), Hung Eagle Garment and EN (Yifeng) are registered as wholly-foreign-owned enterprises under PRC law.
- (c) The statutory financial statements of these entities are not audited by Ernst & Young, Hong Kong or another member firm of the Ernst & Young global network.
- (d) Pursuant to an approval of deregistration issued by the local authority, KE (Shantou) was deregistered during the year. Details of the deregistration was set out in note 30.

All of the above subsidiaries are indirectly held by the Company.

1. 公司及集團資料(續)

附屬公司之資料(續)

附註:

- (a) 無投票權遞延股並無權利獲派股息、出席股東大會或在會上投票，以及在清盤退還資本時獲得任何剩餘資產(清盤時每股普通股總數100,000,000,000,000港元分派予公司普通股持有人後，有關股份之繳足或入賬列作繳足的面值除外)。
- (b) 裕美(汕頭)、裕鷹(汕頭)、惠來源翰、金鷹(汕頭)、惠來宏鷹及鷹美(宜豐)為根據中國法律註冊之外商獨資企業。
- (c) 該等實體的法定財務報表未經香港安永會計師事務所或安永國際網絡其他成員公司審核。
- (d) 根據當地機構頒佈的註銷批准，金鷹(汕頭)在本年度內註銷。註銷詳情載於附註30。

上述所有附屬公司由本公司間接持有。

Notes to Financial Statements (Continued)

財務報表附註(續)

31 March 2016
二零一六年三月三十一日

1. CORPORATE AND GROUP INFORMATION

(Continued)

Information about subsidiaries (Continued)

The above table lists the subsidiaries of the Company which, in the opinion of the directors, principally affected the results for the year or formed a substantial portion of the net assets of the Group. To give details of other subsidiaries would, in the opinion of the directors, result in particulars of excessive length.

2.1 BASIS OF PREPARATION

These financial statements have been prepared in accordance with Hong Kong Financial Reporting Standards ("HKFRSs") (which include all Hong Kong Financial Reporting Standards, Hong Kong Accounting Standards ("HKASs") and Interpretations) issued by the Hong Kong Institute of Certified Public Accountants ("HKICPA"), accounting principles generally accepted in Hong Kong and the disclosure requirements of the Hong Kong Companies Ordinance. These financial statements have been prepared under the historical cost convention, except for derivative financial instruments which have been measured at fair value. These financial statements are presented in Hong Kong dollars ("HK\$") and all values are rounded to the nearest thousand except when otherwise indicated.

Basis of consolidation

The consolidated financial statements include the financial statements of the Company and its subsidiaries (collectively referred to as the "Group") for the year ended 31 March 2016. A subsidiary is an entity (including a structured entity), directly or indirectly, controlled by the Company. Control is achieved when the Group is exposed, or has rights, to variable returns from its involvement with the investee and has the ability to affect those returns through its power over the investee (i.e., existing rights that give the Group the current ability to direct the relevant activities of the investee).

When the Company has, directly or indirectly, less than a majority of the voting or similar rights of an investee, the Group considers all relevant facts and circumstances in assessing whether it has power over an investee, including:

- (a) the contractual arrangement with the other vote holders of the investee;
- (b) rights arising from other contractual arrangements; and
- (c) the Group's voting rights and potential voting rights.

1. 公司及集團資料(續)

附屬公司之資料(續)

上表列出本公司附屬公司，按董事意見認為，該等公司對本集團年內業績有重大影響或構成本集團資產淨值之主要部分。按董事意見認為，詳列其他附屬公司資料將會使篇幅過於冗長。

2.1 編製基準

此等財務報表乃根據由香港會計師公會（「香港會計師公會」）頒佈之香港財務報告準則（「香港財務報告準則」）（其中包括所有香港財務報告準則、香港會計準則（「香港會計準則」）及詮釋）、香港公認會計原則及香港公司條例之披露規定編製。除衍生金融工具按公平值計量外，此等財務報表根據歷史成本常規編製。除另有註明外，財務報表均以港元（「港元」）呈列，而所有價值均四捨五入至最接近之千位。

綜合基準

綜合財務報表包括本公司及其附屬公司（統稱「本集團」）截至二零一六年三月三十一日止年度之財務報表。附屬公司指受本公司直接或間接控制的實體（包括結構性實體）。倘本集團透過參與被投資方業務而享有或有權取得被投資方的可變回報，且有能力行使在被投資方的權力影響有關回報，則本集團擁有該實體的控制權（即現時賦予本集團指導被投資方相關活動的能力的現有權利）。

倘本公司直接或間接擁有的被投資方投票權或類似權利不及半數，則評估本公司對被投資方是否擁有權力時，本集團會考慮所有相關事實及情況，包括：

- (a) 與該被投資方其他投票權擁有人的合約安排；
- (b) 根據其他合約安排所享有的權利；及
- (c) 本集團的投票權及潛在投票權。

Notes to Financial Statements (Continued)

財務報表附註(續)

31 March 2016
二零一六年三月三十一日

2.1 BASIS OF PREPARATION (Continued)

Basis of consolidation (Continued)

The financial statements of the subsidiaries are prepared for the same reporting period as the Company, using consistent accounting policies. The results of subsidiaries are consolidated from the date on which the Group obtains control, and continue to be consolidated until the date that such control ceases.

Profit or loss and each component of other comprehensive income are attributed to the owners of the Company and to the non-controlling interests, even if this results in the non-controlling interests having a deficit balance. All intra-group assets and liabilities, equity, income, expenses and cash flows relating to transactions between members of the Group are eliminated in full on consolidation.

The Group reassesses whether or not it controls an investee if facts and circumstances indicate that there are changes to one or more of the three elements of control described in the accounting policy for subsidiaries above. A change in the ownership interest of a subsidiary, without a loss of control, is accounted for as an equity transaction.

If the Group loses control over a subsidiary, it derecognises (i) the assets (including goodwill) and liabilities of the subsidiary, (ii) the carrying amount of any non-controlling interest and (iii) the cumulative translation differences recorded in equity; and recognises (i) the fair value of the consideration received, (ii) the fair value of any investment retained and (iii) any resulting surplus or deficit in profit or loss. The Group's share of components previously recognised in other comprehensive income is reclassified to profit or loss or retained profits, as appropriate, on the same basis as would be required if the Group had directly disposed of the related assets or liabilities.

2.2 CHANGES IN ACCOUNTING POLICIES AND DISCLOSURES

The Group has adopted the following revised standards for the first time for the current year's financial statements.

Amendments to HKAS 19 *Defined Benefit Plans: Employee Contributions*

Annual Improvements to HKFRSs 2010-2012 Cycle

Annual Improvements to HKFRSs 2011-2013 Cycle

2.1 編製基準(續)

綜合基準(續)

附屬公司編製相同報告期間的財務報表，所用的會計政策與本公司所用的相符。附屬公司之業績以自本集團取得控制權之日起綜合計算，並在有關控制權終止前繼續綜合計入。

本公司擁有人及非控股股東權益應佔損益及其他全面收益各組成部分，即使由此引致非控股股東權益結餘為負數亦然。本集團成員公司之間交易所產生的集團內部資產及負債、權益、收入、支出及現金流量均在綜合賬目時全數對銷。

倘事實及情況顯示上文附屬公司會計政策所述的三項控制因素之一項或多項出現變動，本集團會重新評估其是否控制被投資公司。附屬公司的所有權權益變動(沒有失去控制權)，按權益交易入賬。

倘本集團失去對附屬公司之控制權，則剔除確認(i)該附屬公司之資產(包括商譽)及負債；(ii)任何非控股權益之賬面值；及(iii)計入權益之累計匯兌差額；並確認(i)收取代價之公平值；(ii)任何保留投資之公平值；及(iii)損益中任何因此產生之盈餘或虧損。早前於其他全面收益內確認之本集團應佔部份重新分類為損益或留存溢利(如適用)，倘本集團已直接出售相關資產或負債則須以同一基準確認。

2.2 會計政策及披露變動

本集團就本年度財務報表首次採納以下經修訂準則：

香港會計準則第19號修訂定額福利計劃：
僱員供款

香港財務報告準則二零一零年至二零一二年週期年度改進

香港財務報告準則二零一一年至二零一三年週期年度改進

Notes to Financial Statements (Continued) 財務報表附註(續)

31 March 2016
二零一六年三月三十一日

2.2 CHANGES IN ACCOUNTING POLICIES AND DISCLOSURES (Continued)

The adoption of the above revised standards has had no significant financial effect on these financial statements other than as described below:

- (a) Amendments to HKAS 19 apply to contributions from employees or third parties to defined benefit plans. The amendments simplify the accounting for contributions that are independent of the number of years of employee service, for example, employee contributions that are calculated according to a fixed percentage of salary. If the amount of the contributions is independent of the number of years of service, an entity is permitted to recognise such contributions as a reduction of service cost in the period in which the related service is rendered. The amendments have had no impact on the Group as the Group does not have contributions from employees or third parties to its defined benefit plan.
- (b) *Annual Improvements to HKFRSs 2010-2012 Cycle:*
- HKAS 24 *Related Party Disclosures*: Clarifies that a management entity (i.e., an entity that provides key management personnel services) is a related party subject to related party disclosure requirements. In addition, an entity that uses a management entity is required to disclose the expenses incurred for management services. The amendment has had no impact on the Group as the Group does not receive any management services from other entities.

In addition, the Company has adopted the amendments to the Rules Governing the Listing of Securities (the "Listing Rules") on The Stock Exchange of Hong Kong Limited (the "Stock Exchange") issued by the Stock Exchange relating to the disclosure of financial information with reference to the Hong Kong Companies Ordinance (Cap. 622) during the current financial year. The main impact to the financial statements is on the presentation and disclosure of certain information in the financial statements.

2.2 會計政策及披露變動(續)

除下述者外，採納上述經修訂準則對財務報表不具重大財務影響。

- (a) 香港會計準則第19號修訂適用於僱員或第三方向定額福利計劃供款。該項修訂簡化並非以僱員服務年資而定供款的會計處理，例如按薪金固定百分比計算的僱員供款。倘供款金額並非以服務年資而定，實體獲准將該等供款於提供相關服務期間作為服務成本的扣減確認。本集團並無僱員或第三方向定額福利計劃供款，故該修訂對本集團並無任何影響。
- (b) *香港財務報告準則二零一零年至二零一二年週期年度改進：*
香港會計準則第24號*關連人士披露*：釐清管理實體(即提供主要管理人員服務的實體)為關連人士，須遵守關連人士披露規定。此外，使用管理實體的實體須披露就管理服務產生的開支。由於本集團並無獲取實體提供的任何管理服務，故該修訂對本集團並無任何影響。

此外，本公司已於本財政年度內採納香港聯合交易所有限公司(「聯交所」)所頒佈聯交所證券上市規則(「上市規則」)就財務資料披露之修訂，有關修訂乃參考香港公司條例(第622章)，其主要影響財務報表中若干資料的呈報及披露。

Notes to Financial Statements (Continued) 財務報表附註(續)

31 March 2016
二零一六年三月三十一日

2.3 ISSUED BUT NOT YET EFFECTIVE HONG KONG FINANCIAL REPORTING STANDARDS

The Group has not applied the following new and revised HKFRSs, that have been issued but are not yet effective, in these financial statements.

HKFRS 9	<i>Financial Instruments</i> ²
Amendments to HKFRS 10 and HKAS 28 (2011)	<i>Sale or Contribution of Assets between an Investor and its Associate or Joint Venture</i> ⁵
Amendments to HKFRS 10, HKFRS 12 and HKAS 28 (2011)	<i>Investment Entities: Applying the Consolidation Exception</i> ¹
Amendments to HKFRS 11	<i>Accounting for Acquisitions of Interests in Joint Operations</i> ¹
HKFRS 14	<i>Regulatory Deferral Accounts</i> ⁴
HKFRS 15	<i>Revenue from Contracts with Customers</i> ²
HKFRS 16	<i>Leases</i> ³
Amendments to HKAS 1	<i>Disclosure Initiative</i> ¹
Amendments to HKAS 16 and HKAS 38	<i>Clarification of Acceptable Methods of Depreciation and Amortisation</i> ¹
Amendments to HKAS 16 and HKAS 41	<i>Agriculture: Bearer Plants</i> ¹
Amendments to HKAS 27 (2011)	<i>Equity Method in Separate Financial Statements</i> ¹
<i>Annual Improvements 2012-2014 Cycle</i>	Amendments to a number of HKFRSs ¹

- ¹ Effective for annual periods beginning on or after 1 January 2016
- ² Effective for annual periods beginning on or after 1 January 2018
- ³ Effective for annual periods beginning on or after 1 January 2019
- ⁴ Effective for an entity that first adopts HKFRSs for its annual financial statements beginning on or after 1 January 2016 and therefore is not applicable to the Group
- ⁵ No mandatory effective date yet determined but available for adoption

2.3 已頒佈但尚未生效的香港財務報告準則

本集團並未於此等財務報表中應用下列已頒佈但尚未生效之新訂及經修訂的香港財務報告準則。

香港財務報告準則第9號	<i>金融工具</i> ²
香港財務報告準則第10號及香港會計準則第28號(2011年)修訂	<i>投資者與其聯營公司或合營公司之間的資產銷售或注資</i> ⁵
香港財務報告準則第10號、香港財務報告準則第12號及香港會計準則第28號(2011年)修訂	<i>投資實體：應用綜合入賬之例外</i> ¹
香港財務報告準則第11號修訂	<i>收購合營業務權益之會計處理</i> ¹
香港財務報告準則第14號	<i>管制遞延賬戶</i> ⁴
香港財務報告準則第15號	<i>來自客戶合約的收益</i> ²
香港財務報告準則第16號	<i>租賃</i> ³
香港會計準則第1號修訂	<i>披露倡議</i> ¹
香港會計準則第16號及香港會計準則第38號修訂	<i>釐清折舊及攤銷之可接受方法</i> ¹
香港會計準則第16號及香港會計準則第41號修訂	<i>農業：生物性植物</i> ¹
香港會計準則第27號(2011年)修訂	<i>獨立財務報表的權益法</i> ¹
二零一二年至二零一四年週期的年度改進	多項香港財務報告準則的修訂 ¹

- ¹ 於二零一六年一月一日或之後開始之年度期間生效
- ² 於二零一八年一月一日或之後開始之年度期間生效
- ³ 於二零一九年一月一日或之後開始之年度期間生效
- ⁴ 適用於二零一六年一月一日或之後開始就其年度財務報表首次採納香港財務報告準則的實體，因此不適用於本集團
- ⁵ 尚未釐定強制生效日期，惟可供採納

Notes to Financial Statements (Continued) 財務報表附註(續)

31 March 2016
二零一六年三月三十一日

2.3 ISSUED BUT NOT YET EFFECTIVE HONG KONG FINANCIAL REPORTING STANDARDS (Continued)

HKFRS 15 establishes a new five-step model to account for revenue arising from contracts with customers. Under HKFRS 15, revenue is recognised at an amount that reflects the consideration to which an entity expects to be entitled in exchange for transferring goods or services to a customer. The principles in HKFRS 15 provide a more structured approach for measuring and recognising revenue. The standard also introduces extensive qualitative and quantitative disclosure requirements, including disaggregation of total revenue, information about performance obligations, changes in contract asset and liability account balances between periods and key judgements and estimates. The standard will supersede all current revenue recognition requirements under HKFRSs. In September 2015, the HKICPA issued an amendment to HKFRS 15 regarding a one-year deferral of the mandatory effective date of HKFRS 15 to 1 January 2018. The Group expects to adopt HKFRS 15 on 1 April 2018 and is currently assessing the impact of HKFRS 15 upon adoption.

The Group is in the process of making an assessment of the impact of these new and revised HKFRSs upon initial application but is not yet in a position to state whether these new and revised HKFRSs would have a significant impact on the Group's results of operations and financial position.

2.4 SUMMARY OF SIGNIFICANT ACCOUNTING POLICIES

Business combinations and goodwill

Business combinations are accounted for using the acquisition method. The consideration transferred is measured at the acquisition date fair value which is the sum of the acquisition date fair values of assets transferred by the Group, liabilities assumed by the Group to the former owners of the acquiree and the equity interests issued by the Group in exchange for control of the acquiree. For each business combination, the Group elects whether to measure the non-controlling interests in the acquiree that are present ownership interests and entitle their holders to a proportionate share of net assets in the event of liquidation at fair value or at the proportionate share of the acquiree's identifiable net assets. All other components of non-controlling interests are measured at fair value. Acquisition-related costs are expensed as incurred.

When the Group acquires a business, it assesses the financial assets and liabilities assumed for appropriate classification and designation in accordance with the contractual terms, economic circumstances and pertinent conditions as at the acquisition date. This includes the separation of embedded derivatives in host contracts of the acquiree.

2.3 已頒佈但尚未生效的香港財務報告準則(續)

香港財務報告準則第15號建立一個新的五步模式，將客戶合同之收益入賬。根據香港財務報告準則第15號，收益按能反映實體預期就交換向客戶轉讓貨物或服務而有權獲得的代價金額確認。香港財務報告準則第15號的原則為計量及確認收益提供更加結構化的方法。該準則亦引入廣泛的定性及定量披露規定，包括分拆收益總額，關於履行責任、不同期間之合約資產及負債賬目結餘的變動以及主要判斷及估計的資料。該準則將取代現有香港財務報告準則下確認收益的規定。於二零一五年九月，香港會計師公會頒佈香港財務報告準則第15號之修訂本，將香港財務報告準則第15號之強制生效日期延期一年至二零一八年一月一日。本集團預期於二零一八年四月一日採納香港財務報告準則第15號，目前正評估採納香港財務報告準則第15號的影響。

本集團現正評估初次應用此等新訂及經修訂香港財務報告準則之影響，但尚未能表明該等新訂及經修訂香港財務報告準則會否對本集團經營業績及財務狀況造成重大影響。

2.4 主要會計政策概要

業務合併及商譽

業務合併乃以購買法入賬。轉讓代價乃以收購日期之公平值計量，該公平值為本集團轉讓之資產、本集團對收購對象前擁有人承擔之負債及本集團為換取收購對象控制權所發行股本權益於收購日期之公平值之總和。於各業務合併中，本集團選擇是否以公平值或收購對象可識別資產淨值之應佔比例，計量於收購對象之非控股權益，即於收購對象中賦予持有人在清盤時按比例分佔資產淨值之現有所有權權益。非控股權益之所有其他部分乃按公平值計量。收購成本於產生時列為開支。

當本集團收購一項業務時，會根據合約條款、於收購日之經濟環境及相關狀況，評估將承接之金融資產及負債，以作出適當分類及標示，包括分離收購對象所訂主合約中的嵌入式衍生工具。

Notes to Financial Statements (Continued)

財務報表附註(續)

31 March 2016
二零一六年三月三十一日

2.4 SUMMARY OF SIGNIFICANT ACCOUNTING POLICIES (Continued)

Business combinations and goodwill (Continued)

If the business combination is achieved in stages, the previously held equity interest is remeasured at its acquisition date fair value and any resulting gain or loss is recognised in the income statement.

Any contingent consideration to be transferred by the acquirer is recognised at fair value at the acquisition date. Contingent consideration classified as an asset or liability is measured at fair value with changes in fair value recognised in the income statement. Contingent consideration that is classified as equity is not remeasured and subsequent settlement is accounted for within equity.

Goodwill is initially measured at cost, being the excess of the aggregate of the consideration transferred, the amount recognised for non-controlling interests and any fair value of the Group's previously held equity interests in the acquiree over the identifiable net assets acquired and liabilities assumed. If the sum of this consideration and other items is lower than the fair value of the net assets acquired, the difference is, after reassessment, recognised in the income statement as a gain on bargain purchase.

After initial recognition, goodwill is measured at cost less any accumulated impairment losses. Goodwill is tested for impairment annually or more frequently if events or changes in circumstances indicate that the carrying value may be impaired. The Group performs its annual impairment test of goodwill as at 31 March. For the purpose of impairment testing, goodwill acquired in a business combination is, from the acquisition date, allocated to each of the Group's cash-generating units, or groups of cash-generating units, that are expected to benefit from the synergies of the combination, irrespective of whether other assets or liabilities of the Group are assigned to those units or groups of units.

Impairment is determined by assessing the recoverable amount of the cash-generating unit (group of cash-generating units) to which the goodwill relates. Where the recoverable amount of the cash-generating unit (group of cash-generating units) is less than the carrying amount, an impairment loss is recognised. An impairment loss recognised for goodwill is not reversed in a subsequent period.

Where goodwill has been allocated to a cash-generating unit (or group of cash-generating units) and part of the operation within that unit is disposed of, the goodwill associated with the operation disposed of is included in the carrying amount of the operation when determining the gain or loss on the disposal. Goodwill disposed of in these circumstances is measured based on the relative value of the operation disposed of and the portion of the cash-generating unit retained.

2.4 主要會計政策概要(續)

業務合併及商譽(續)

倘業務合併分階段進行，先前持有的股本權益於收購日之公平值會重新計算，得出的任何損益於收益表內確認入賬。

由收購方轉讓之任何或然代價按收購日期之公平值確認。分類為資產或負債的或然代價以公平值計量，而公平值變動於收益表中確認。分類為權益的或然代價不會重新計量，其後結算於權益內入賬。

商譽初步按成本計量，即已轉讓代價、已確認為非控股權益之金額及本集團過往持有收購對象股本權益之公平值總額，超出所收購可識別資產淨值及所承擔負債之差額。如該代價及其他項目之總和低於所收購資產淨值之公平值，則差額經重新評估後於損益賬確認為議價收購收益。

於初步確認後，商譽按成本減任何累計減值虧損計量。商譽須每年進行減值測試，或當有事件發生或情況改變顯示賬面值有可能減值時，則會更頻密地進行檢測。本集團於三月三十一日為商譽進行年度減值測試。為進行減值測試，於業務合併中購入之商譽自收購當日被分配至預期可從合併產生之協同效益中獲益之本集團各現金產生單位或現金產生單位組別，而不論本集團其他資產或負債是否已分配至該等單位或單位組別。

減值乃透過評估與商譽有關之現金產生單位(或現金產生單位組別)之可收回金額釐定。當現金產生單位(或現金產生單位組別)之可收回金額低於賬面值時，將確認減值虧損。已就商譽確認之減值虧損不得於未來期間撥回。

倘商譽被分配至現金產生單位(或現金產生單位組別)而隸屬該單位之部分業務已被出售，則在釐定出售有關業務所得盈虧時，與所出售業務相關之商譽會計入該業務之賬面值。在該等情況下出售之商譽，乃根據所出售業務及所保留現金產生單位部分之相對價值進行計量。

Notes to Financial Statements (Continued)

財務報表附註(續)

31 March 2016
二零一六年三月三十一日

2.4 SUMMARY OF SIGNIFICANT ACCOUNTING POLICIES (Continued)

Fair value measurement

The Group measures its derivative financial instruments at fair value at the end of each reporting period. Fair value is the price that would be received to sell an asset or paid to transfer a liability in an orderly transaction between market participants at the measurement date. The fair value measurement is based on the presumption that the transaction to sell the asset or transfer the liability takes place either in the principal market for the asset or liability, or in the absence of a principal market, in the most advantageous market for the asset or liability. The principal or the most advantageous market must be accessible by the Group. The fair value of an asset or a liability is measured using the assumptions that market participants would use when pricing the asset or liability, assuming that market participants act in their economic best interest.

A fair value measurement of a non-financial asset takes into account a market participant's ability to generate economic benefits by using the asset in its highest and best use or by selling it to another market participant that would use the asset in its highest and best use.

The Group uses valuation techniques that are appropriate in the circumstances and for which sufficient data are available to measure fair value, maximising the use of relevant observable inputs and minimising the use of unobservable inputs.

All assets and liabilities for which fair value is measured or disclosed in the financial statements are categorised within the fair value hierarchy, described as follows, based on the lowest level input that is significant to the fair value measurement as a whole:

- | | | |
|---------|---|---|
| Level 1 | – | based on quoted prices (unadjusted) in active markets for identical assets or liabilities |
| Level 2 | – | based on valuation techniques for which the lowest level input that is significant to the fair value measurement is observable, either directly or indirectly |
| Level 3 | – | based on valuation techniques for which the lowest level input that is significant to the fair value measurement is unobservable |

For assets and liabilities that are recognised in the financial statements on a recurring basis, the Group determines whether transfers have occurred between levels in the hierarchy by reassessing categorisation (based on the lowest level input that is significant to the fair value measurement as a whole) at the end of each reporting period.

2.4 主要會計政策概要(續)

公平值計量

本集團於各報告期末按公平值計量其衍生金融工具。公平價值為市場參與者於計量日期在有序交易中出售資產所收取的價格或轉讓負債所支付的價格。公平價值計量乃根據假設出售資產或轉讓負債的交易於資產或負債主要市場或(在無主要市場情況下)最具優勢市場進行而作出。主要及最具優勢市場須為本集團可進入之市場。資產或負債的公平價值乃按假設市場參與者於資產或負債定價時會以最佳經濟利益行事計量。

非金融資產的公平值計量須計及市場參與者能使用該資產達致最佳用途及最高增值，或將該資產出售予使用該資產達致最佳用途及最高增值的其他市場參與者，所產生的經濟效益。

本集團採納適用於不同情況且具備充分數據以供計量公平值的估值方法，以盡量使用相關可觀察輸入數據及盡量減少使用不可觀察輸入數據。

所有於財務報表計量或披露公平值的資產及負債乃基於對公平值計量整體而言屬重大的最低級別輸入數據按以下公平值等級分類：

- | | | |
|-----|---|----------------------------------|
| 第一級 | – | 於活躍市場中相同資產或負債取得之報價(未經調整) |
| 第二級 | – | 以對公平值計量屬重大的最低級別輸入數據可直接或間接觀察的估值方法 |
| 第三級 | – | 以對公平值計量屬重大的最低級別輸入數據不可觀察的估值方法 |

就按經常性基準於財務報表確認的資產及負債而言，本集團透過於各報告期末重新評估分類(基於對公平值計量整體而言屬重大的最低級別輸入數據)確定是否發生不同等級轉移。

Notes to Financial Statements (Continued)

財務報表附註(續)

31 March 2016
二零一六年三月三十一日

2.4 SUMMARY OF SIGNIFICANT ACCOUNTING POLICIES (Continued)

Impairment of non-financial assets

Where an indication of impairment exists, or when annual impairment testing for an asset is required (other than inventories, financial assets and goodwill), the asset's recoverable amount is estimated. An asset's recoverable amount is the higher of the asset's or cash-generating unit's value in use and its fair value less costs of disposal, and is determined for an individual asset, unless the asset does not generate cash inflows that are largely independent of those from other assets or groups of assets, in which case the recoverable amount is determined for the cash-generating unit to which the asset belongs.

An impairment loss is recognised only if the carrying amount of an asset exceeds its recoverable amount. In assessing value in use, the estimated future cash flows are discounted to their present value using a pre-tax discount rate that reflects current market assessments of the time value of money and the risks specific to the asset. An impairment loss is charged to the income statement in the period in which it arises in those expense categories consistent with the function of the impaired asset.

An assessment is made at the end of each reporting period as to whether there is an indication that previously recognised impairment losses may no longer exist or may have decreased. If such an indication exists, the recoverable amount is estimated. A previously recognised impairment loss of an asset other than goodwill is reversed only if there has been a change in the estimates used to determine the recoverable amount of that asset, but not to an amount higher than the carrying amount that would have been determined (net of any depreciation/amortisation) had no impairment loss been recognised for the asset in prior years. A reversal of such an impairment loss is credited to the income statement in the period in which it arises.

Related parties

A party is considered to be related to the Group if:

- (a) the party is a person or a close member of that person's family and that person
 - (i) has control or joint control over the Group;
 - (ii) has significant influence over the Group; or
 - (iii) is a member of the key management personnel of the Group or of a parent of the Group;

or

2.4 主要會計政策概要(續)

非金融資產減值

倘出現減值跡象或有需要就資產進行年度減值測試(存貨、金融資產及商譽除外)，則會估計該資產的可收回金額。資產的可收回金額乃資產或現金產生單位的使用價值及其公平值減出售成本之較高者，並釐定為個別資產，除非該項資產所產生現金流入不能大致獨立於其他資產或資產組別的現金流入，於此情況下，可收回金額則按資產所屬現金產生單位釐定。

減值虧損只會於資產賬面值超出其可收回金額時確認。於評估使用價值時，會使用可反映目前市場對貨幣時間價值及特定資產風險的評估之稅前貼現率，將估計其日後現金流量貼現至現值。減值虧損於產生期間自收益表中在與減值資產之功能一致的開支類別扣除。

於各報告期末評估有否跡象顯示以往確認減值虧損不再存在或可能已減少。倘出現上述跡象，則會估計可收回金額。當用以釐定資產可收回金額的估計有變動時，先前確認的資產減值虧損(商譽除外)方可回撥，惟回撥後的金額不可超過過往年度並無就該項資產確認減值虧損而釐定的賬面值(扣除任何折舊/攤銷後)。回撥的減值虧損於產生期間計入收益表。

關連人士

在下列情況下，有關人士將視為與本集團有關連：

- (a) 有關人士或該人士之直系親屬，而該名人士
 - (i) 控制或共同控制本集團；
 - (ii) 對本集團有重大影響力；或
 - (iii) 為本集團或本集團母公司主要管理層成員；

或

Notes to Financial Statements (Continued) 財務報表附註(續)

31 March 2016
二零一六年三月三十一日

2.4 SUMMARY OF SIGNIFICANT ACCOUNTING POLICIES (Continued)

Related parties (Continued)

- (b) the party is an entity where any of the following conditions applies:
- (i) the entity and the Group are members of the same group;
 - (ii) one entity is an associate or joint venture of the other entity (or of a parent, subsidiary or fellow subsidiary of the other entity);
 - (iii) the entity and the Group are joint ventures of the same third party;
 - (iv) one entity is a joint venture of a third entity and the other entity is an associate of the third entity;
 - (v) the entity is a post-employment benefit plan for the benefit of employees of either the Group or an entity related to the Group;
 - (vi) the entity is controlled or jointly controlled by a person identified in (a);
 - (vii) a person identified in (a)(i) has significant influence over the entity or is a member of the key management personnel of the entity (or of a parent of the entity); and
 - (viii) the entity, or any member of a group of which it is a part, provides key management personnel services to the Group or to the parent of the Group.

2.4 主要會計政策概要(續)

關連人士(續)

- (b) 有關人士為符合任何下述條件的實體：
- (i) 與本集團同屬一個集團成員公司的實體；
 - (ii) 一間實體為另一實體(或另一實體之母公司、附屬公司、同系附屬公司)之聯營公司或合營企業的一間實體；
 - (iii) 與本集團同為相同第三方的合營企業的實體；
 - (iv) 一間實體為第三方實體的合營企業，而另一實體為該第三方實體的聯營公司；
 - (v) 該實體為本集團或與本集團有關的實體的僱員利益而設立之離職後福利計劃的受益人；
 - (vi) 該實體由(a)項所述人士控制或與他人共同控制；
 - (vii) (a)(i)項所述人士對該實體有重大影響力或屬該實體(或該實體的母公司)主要管理人員；及
 - (viii) 實體或實體所屬集團任何成員公司向本公司或本公司的母公司提供主要管理人員服務。

Notes to Financial Statements (Continued)

財務報表附註(續)

31 March 2016
二零一六年三月三十一日

2.4 SUMMARY OF SIGNIFICANT ACCOUNTING POLICIES (Continued)

Property, plant and equipment and depreciation

Property, plant and equipment, other than construction in progress, are stated at cost less accumulated depreciation and any impairment losses. The cost of an item of property, plant and equipment comprises its purchase price and any directly attributable costs of bringing the asset to its working condition and location for its intended use.

Expenditure incurred after items of property, plant and equipment have been put into operation, such as repairs and maintenance, is normally charged to the income statement in the period in which it is incurred. In situations where the recognition criteria are satisfied, the expenditure for a major inspection is capitalised in the carrying amount of the asset as a replacement. Where significant parts of property, plant and equipment are required to be replaced at intervals, the Group recognises such parts as individual assets with specific useful lives and depreciates them accordingly.

Depreciation is calculated on the straight-line basis to write off the cost of each item of property, plant and equipment to its residual value over its estimated useful life. The principal annual rates used for this purpose are as follows:

Leasehold land under finance leases	Over the lease terms
Buildings	Over the lease terms
Leasehold improvements	Over the shorter of the lease terms or 20%
Plant and machinery	10% to 20%
Furniture, fixtures, equipment and motor vehicles	20%

Where parts of an item of property, plant and equipment have different useful lives, the cost of that item is allocated on a reasonable basis among the parts and each part is depreciated separately. Residual values, useful lives and the depreciation method are reviewed, and adjusted if appropriate, at least at each financial year end.

2.4 主要會計政策概要(續)

物業、廠房及設備及折舊

除在建工程外，物業、廠房及設備乃按成本值減累積折舊及任何減值虧損列賬。物業、廠房及設備成本包括其購入價及任何使其達到運作狀況及地點作擬定用途之直接相關成本。

物業、廠房及設備運作後所產生開支，例如維修及保養費用，一般於有關費用產生期間自收益表扣除。在符合確認條件的情況下，大規模檢驗的費用於資產的賬面值資本化為置換。倘物業、廠房及設備的主要部份須分段置換，本集團將該等部份確認為獨立資產，並設定特定的可使用年期且相應折舊。

折舊按各項物業、廠房及設備之估計可使用年期以直線法撇銷其成本，以估計其剩餘價值。就此目的所採用之主要年率如下：

融資租賃項下的租賃土地	按租賃期
樓宇	按租賃期
租賃物業裝修	按租賃期或20% (以較短者為準)
機器及設備	10%至20%
傢具、裝置、設備及汽車	20%

倘部份物業、廠房及設備之可使用年期不同，該項目之成本於有關部分按合理基準分配，而各部分將分別折舊。剩餘價值、可使用年期及折舊方法將最少於各財政年度末審閱及作出調整(如適用)。

Notes to Financial Statements (Continued)

財務報表附註(續)

31 March 2016
二零一六年三月三十一日

2.4 SUMMARY OF SIGNIFICANT ACCOUNTING POLICIES (Continued)

Property, plant and equipment and depreciation (Continued)

An item of property, plant and equipment including any significant part initially recognised is derecognised upon disposal or when no future economic benefits are expected from its use or disposal. Any gain or loss on disposal or retirement recognised in the income statement in the year the asset is derecognised is the difference between the net sale proceeds and the carrying amount of the relevant asset.

Construction in progress represents a building under construction, which is stated at cost less any impairment losses, and is not depreciated. Cost comprises the direct costs of construction and capitalised borrowing costs on related borrowed funds during the period of construction. Construction in progress is reclassified to the appropriate category of property, plant and equipment when completed and ready for use.

Leases

Leases that transfer substantially all the rewards and risks of ownership of assets to the Group, other than legal title, are accounted for as finance leases. At the inception of a finance lease, the cost of the leased asset is capitalised at the present value of the minimum lease payments and recorded together with the obligation, excluding the interest element, to reflect the purchase and financing. Assets held under capitalised finance leases, including prepaid land lease payments under finance leases, are included in property, plant and equipment, and depreciated over the shorter of the lease terms and the estimated useful lives of the assets. The finance costs of such leases are charged to the income statement so as to provide a constant periodic rate of charge over the lease terms.

Leases where substantially all the rewards and risks of ownership of assets remain with the lessor are accounted for as operating leases. Where the Group is the lessor, assets leased by the Group under operating leases are included in non-current assets, and rentals receivable under the operating leases are credited to the income statement on the straight-line basis over the lease terms. Where the Group is the lessee, rentals payable under operating leases net of any incentives received from the lessor are charged to the income statement on the straight-line basis over the lease terms.

Prepaid land lease payments under operating leases are initially stated at cost and subsequently recognised on the straight-line basis over the lease terms.

2.4 主要會計政策概要(續)

物業、廠房及設備及折舊(續)

物業、廠房及設備項目包括初步獲確認的任何重要部份，於出售或預期使用或出售該項目不會產生未來經濟利益時剔除確認。於剔除確認資產年度在收益表確認之出售或報廢資產之損益，按有關資產出售所得款項淨額與賬面值兩者間之差額於年內收益表確認。

在建工程指處於建造狀態下的樓宇，並以成本值扣減減值虧損列賬且不作折舊。成本值包括建造期間建造的直接成本以及相關借入資金經撥充資本的借貸成本。在建工程於完工並達到預計可使用狀態時，轉入物業、廠房及設備之相應類別。

租賃

凡將資產絕大部分回報及風險擁有權(法定業權除外)轉歸本集團之租賃，均列為融資租賃。於融資租賃生效時，租賃資產成本按最低租金付款現值撥充資本化，並連同有關承擔(不包括利息部分)入賬，以反映有關購買及融資。經撥充資本融資租賃持有之資產(包括融資租賃之預付土地租賃款項)計入物業、廠房及設備，按該項資產之租期與估計可使用年期之較短者折舊。此等租賃之融資成本自收益表扣除，以在租期內達致穩定的定期支銷率。

資產絕大部分回報及風險擁有權仍歸出租人所有之租賃列為經營租賃。倘本集團為出租人，本集團根據經營租賃出租的資產計入非流動資產，而根據經營租賃應收之租金乃按租期以直線法計入收益表。倘本集團為承租人，根據經營租賃應付之租金(扣除已收出租人的任何優惠)按租期以直線法自收益表扣除。

經營租賃之預付土地租賃款項初始按成本列賬，其後則按租期以直線法確認。

Notes to Financial Statements (Continued)

財務報表附註(續)

31 March 2016
二零一六年三月三十一日

2.4 SUMMARY OF SIGNIFICANT ACCOUNTING POLICIES (Continued)

Investments and other financial assets

Initial recognition and measurement

Financial assets are classified, at initial recognition, as financial assets at fair value through profit or loss, loans and receivables and available-for-sale financial investments, or as derivatives designated as hedging instruments in an effective hedge, as appropriate. When financial assets are recognised initially, they are measured at fair value plus transaction costs that are attributable to the acquisition of the financial assets, except in the case of financial assets recorded at fair value through profit or loss.

All regular way purchases and sales of financial assets are recognised on the trade date, that is, the date that the Group commits to purchase or sell the asset. Regular way purchases or sales are purchases or sales of financial assets that require delivery of assets within the period generally established by regulation or convention in the marketplace.

Subsequent measurement

The subsequent measurement of financial assets depends on their classification as follows:

Loans and receivables

Loans and receivables are non-derivative financial assets with fixed or determinable payments that are not quoted in an active market. After initial measurement, such assets are subsequently measured at amortised cost using the effective interest rate method less any allowance for impairment. Amortised cost is calculated by taking into account any discount or premium on acquisition and includes fees or costs that are an integral part of the effective interest rate. The effective interest rate amortisation is included in other income in the income statement. The loss arising from impairment is recognised in the income statement in finance costs for loans.

Available-for-sale financial investments

Available-for-sale financial investments are non-derivative financial assets in listed and unlisted equity investments and debt securities. Equity investments classified as available for sale are those which are neither classified as held for trading nor designated as at fair value through profit or loss. Debt securities in this category are those which are intended to be held for an indefinite period of time and which may be sold in response to needs for liquidity or in response to changes in market conditions.

2.4 主要會計政策概要(續)

投資及其他金融資產

初始確認及計量

金融資產於初始確認時分類為按公平值計入損益金融資產、貸款及應收款項、可供出售金融投資或衍生工具分類為指定作有效對沖的對沖工具(如適用)。金融資產初始確認時，以公平值加上收購金融資產應佔之交易成本計量，惟金融資產按公平值計入損益除外。

正常情況下買入及出售之金融資產於交易日(即本集團承諾購買或出售資產之日)確認。正常情況下買入或出售指於規例或市場慣例一般設定之期間內交付之買入或出售的金融資產。

後續計量

金融資產後續計量視乎下列分類而定：

貸款及應收款項

貸款及應收款項為不在活躍市場報價的固定或可確定付款非衍生金融資產。初始計量後，該等資產採用實際利率法按攤銷成本減任何減值撥備計量。攤銷成本計及任何收購貼現或溢價，且包括作為實際利率不可或缺部分的費用或成本。實際利率攤銷額計入收益表內的其他收入。減值產生的虧損在收益表內確認為貸款的融資成本。

可供出售的金融資產

可供出售的金融資產指那些上市和非上市權益投資及債務證券的非衍生金融資產。分類為可供出售的權益投資為既無分類作為交易而持有，亦無指定為以公平值計量且變動計入損益者。債務證券類別為有意持有一段不確定時間以及可因應流動資金需要及因應市場狀況變動而出售。

Notes to Financial Statements (Continued) 財務報表附註(續)

31 March 2016
二零一六年三月三十一日

2.4 SUMMARY OF SIGNIFICANT ACCOUNTING POLICIES (Continued)

Investments and other financial assets (Continued)

Subsequent measurement (Continued)

Available-for-sale financial investments (Continued)

After initial recognition, available-for-sale financial investments are subsequently measured at fair value, with unrealised gains or losses recognised as other comprehensive income in the available-for-sale investment revaluation reserve until the investment is derecognised, at which time the cumulative gain or loss is recognised in the income statement in other income, or until the investment is determined to be impaired, when the cumulative gain or loss is reclassified from the available-for-sale investment revaluation reserve to the income statement in other gains or losses. Interest and dividends earned whilst holding the available-for-sale financial investments are reported as interest income and dividend income, respectively and are recognised in the income statement as other income in accordance with the policies set out for "Revenue recognition" below.

When the fair value of unlisted equity investments cannot be reliably measured because (a) the variability in the range of reasonable fair value estimates is significant for that investment or (b) the probabilities of the various estimates within the range cannot be reasonably assessed and used in estimating fair value, such investments are stated at cost less any impairment losses.

The Group evaluates whether the ability and intention to sell its available-for-sale financial assets in the near term are still appropriate. When, in rare circumstances, the Group is unable to trade these financial assets due to inactive markets, the Group may elect to reclassify these financial assets if management has the ability and intention to hold the assets for the foreseeable future or until maturity.

For a financial asset reclassified from the available-for-sale category, the fair value carrying amount at the date of reclassification becomes its new amortised cost and any previous gain or loss on that asset that has been recognised in equity is amortised to the income statement over the remaining life of the investment using the effective interest rate. Any difference between the new amortised cost and the maturity amount is also amortised over the remaining life of the asset using the effective interest rate. If the asset is subsequently determined to be impaired, then the amount recorded in equity is reclassified to the income statement.

2.4 主要會計政策概要(續)

投資及其他金融資產(續)

後續計量(續)

可供出售的金融資產(續)

初始確認後，可供出售的金融資產其後按公平值計量，未變現損益在可供出售投資重估儲備確認為其他全面收益，直到該投資終止確認，屆時累計損益會在收益表確認為其他收入，或直到該投資被認定發生減值，屆時累計損益會從可供出售投資重估儲備重新分類至收益表的其他損益。持有可供出售的金融資產時所賺取的利息及股息分別呈報為利息收入及股息收入，並根據下文「收入確認」政策在收益表內確認為其他收入。

如果非上市的權益性證券的公平值，由於(a)合理的公平值估計數範圍的變動對於該投資影響重大或(b)符合該範圍的多種估計數不能合理評估並用於估計公平值，而導致公平值不能可靠計量，則此類投資按成本減去減值虧損列賬。

本集團會評估其可供出售的金融資產，以評估於近期出售的能力和意向是否仍然合適。在較罕有的情況下，當市場不活躍導致本集團無法買賣該等金融資產，如果管理層有能力及有意在可見將來持有有關資產或持有其至到期日，本集團可能選擇將該等金融資產重新分類。

有關從可供出售類別重新分類的金融資產，其於重新分類日期的公平值賬面金額成為其新的攤銷成本，之前在權益中確認的任何資產損益會在投資剩餘年期以實際利率法攤銷至收益表。新的攤銷成本與到期金額兩者之間的任何差額亦會在資產剩餘年期以實際利率法攤銷。如果資產其後確定已經減值，則記錄在權益的金額會重新分類至收益表。

Notes to Financial Statements (Continued) 財務報表附註(續)

31 March 2016
二零一六年三月三十一日

2.4 SUMMARY OF SIGNIFICANT ACCOUNTING POLICIES (Continued)

Derecognition of financial assets

A financial asset (or, where applicable, a part of a financial asset or part of a group of similar financial assets) is primarily derecognised (i.e., removed from the Group's consolidated statement of financial position) when:

- the rights to receive cash flows from the asset have expired; or
- the Group has transferred its rights to receive cash flows from the asset or has assumed an obligation to pay the received cash flows in full without material delay to a third party under a "pass-through" arrangement; and either (a) the Group has transferred substantially all the risks and rewards of the asset, or (b) the Group has neither transferred nor retained substantially all the risks and rewards of the asset, but has transferred control of the asset.

When the Group has transferred its rights to receive cash flows from an asset or has entered into a pass-through arrangement, it evaluates if and to what extent it has retained the risk and rewards of ownership of the asset. When it has neither transferred nor retained substantially all the risks and rewards of the asset nor transferred control of the asset, the Group continues to recognise the transferred asset to the extent of the Group's continuing involvement. In that case, the Group also recognises an associated liability. The transferred asset and the associated liability are measured on a basis that reflects the rights and obligations that the Group has retained.

Continuing involvement that takes the form of a guarantee over the transferred asset is measured at the lower of the original carrying amount of the asset and the maximum amount of consideration that the Group could be required to repay.

2.4 主要會計政策概要(續)

剔除確認金融資產

金融資產(或(如適用)一項金融資產的一部分或一組相若金融資產的一部分)在下列情況將被剔除確認(即從本集團的綜合財務狀況表中剔除):

- 收取該項資產所得現金流量的權利經已屆滿;或
- 本集團已轉讓其收取該項資產所得現金流量的權利,或已根據一項「轉付」安排,承擔在沒有重大延誤的情況下,向第三方全數支付已收現金流量的義務;且(a)本集團已轉讓該項資產的絕大部分風險及回報;或(b)本集團並未轉讓或保留該項資產絕大部分風險及回報,但已轉讓該項資產的控制權。

當本集團已轉讓其收取該項資產所得現金流量的權利或訂立轉付安排,會評估是否保留該資產所有權的風險和回報以及保留的程度。當本集團並未轉讓或保留該項資產的絕大部分風險及回報,且並未轉讓該項資產的控制權,該項轉讓資產將按本集團持續參與程度而持續確認。在該情況下,本集團亦確認相關負債。已轉讓資產及相關負債按可反映本集團所保留權利及責任的基準計量。

以對已轉讓資產作出擔保的形式進行的持續參與,按資產原賬面及本集團可能須償還代價上限的較低者計量。

Notes to Financial Statements (Continued)

財務報表附註(續)

31 March 2016
二零一六年三月三十一日

2.4 SUMMARY OF SIGNIFICANT ACCOUNTING POLICIES (Continued)

Impairment of financial assets

The Group assesses at the end of each reporting period whether there is objective evidence that a financial asset or a group of financial assets is impaired. An impairment exists if one or more events that occurred after the initial recognition of the asset have an impact on the estimated future cash flows of the financial asset or the group of financial assets that can be reliably estimated. Evidence of impairment may include indications that a debtor or a group of debtors is experiencing significant financial difficulty, default or delinquency in interest or principal payments, the probability that they will enter bankruptcy or other financial reorganisation and observable data indicating that there is a measurable decrease in the estimated future cash flows, such as changes in arrears or economic conditions that correlate with defaults.

Financial assets carried at amortised cost

For financial assets carried at amortised cost, the Group first assesses whether impairment exists individually for financial assets that are individually significant, or collectively for financial assets that are not individually significant. If the Group determines that no objective evidence of impairment exists for an individually assessed financial asset, whether significant or not, it includes the asset in a group of financial assets with similar credit risk characteristics and collectively assesses them for impairment. Assets that are individually assessed for impairment and for which an impairment loss is, or continues to be, recognised are not included in a collective assessment of impairment.

The amount of any impairment loss identified is measured as the difference between the asset's carrying amount and the present value of estimated future cash flows (excluding future credit losses that have not yet been incurred). The present value of the estimated future cash flows is discounted at the financial asset's original effective interest rate (i.e., the effective interest rate computed at initial recognition).

The carrying amount of the asset is reduced through the use of an allowance account and the loss is recognised in the income statement. Interest income continues to be accrued on the reduced carrying amount using the rate of interest used to discount the future cash flows for the purpose of measuring the impairment loss. Loans and receivables together with any associated allowance are written off when there is no realistic prospect of future recovery and all collateral has been realised or has been transferred to the Group.

2.4 主要會計政策概要(續)

金融資產減值

本集團於各報告期末評估是否有客觀跡象表明一項金融資產或一組金融資產出現減值。資產在初始確認後，倘出現一項或多項事件及該事項對這項金融資產或這組金融資產的估計未來現金流量造成可靠地估計之影響，則被視為存在減值。減值跡象包括債務人或一組債務人遇到重大財務困難、違約或拖欠利息或本金、可能宣佈破產或進行其他財務重組，及有可觀測數據顯示估計未來現金流量出現可計量減少，例如欠款數目變動或出現與違約相關的經濟狀況。

按攤銷成本入賬之金融資產

就按攤銷成本列賬之金融資產而言，本集團首先對具個別重要性之金融資產進行個別評估，評估個別資產是否存在減值，或對非具個別重要性之金融資產進行共同評估。倘本集團認為經個別評估之金融資產（無論具有重要性與否）並無存在客觀減值證據，則會將該資產歸入一組具有相若信貸風險特性之金融資產內，作共同評估減值。個別評估減值及為其確認或繼續確認減值虧損之資產，不包括在共同評估減值之內。

任何已識別之減值虧損將會按該項資產的賬面值與估計未來現金流量現值（不包括未產生的未來信貸虧損）的差額計量。估計未來現金流量現值會按金融資產的原實際利率（即初始確認時的計算實際利率）折現。

資產的賬面值透過使用撥備賬戶扣減，而有關虧損金額則在收益表中確認。利息收入在減少的賬面值中按以計算有關減值損失時所採用以貼現未來現金流量的利率持續累計。當預期不可於日後收回並所有抵押品已經變現或已轉入本集團時，貸款及應收款項連同相關撥備予以撇銷。

Notes to Financial Statements (Continued) 財務報表附註(續)

31 March 2016
二零一六年三月三十一日

2.4 SUMMARY OF SIGNIFICANT ACCOUNTING POLICIES (Continued)

Impairment of financial assets (Continued)

Financial assets carried at amortised cost (Continued)

If, in a subsequent period, the amount of the estimated loss increases or decreases because of an event occurring after the impairment was recognised, the previously recognised impairment loss is increased or reduced by adjusting the allowance account. If a write-off is later recovered, the recovery is credited to the income statement.

Available-for-sale financial investments

For available-for-sale financial investments, the Group assesses at the end of each reporting period whether there is objective evidence that an investment or a group of investments is impaired.

If an available-for-sale asset is impaired, an amount comprising the difference between its cost (net of any principal payment and amortisation) and its current fair value, less any impairment loss previously recognised in the income statement, is removed from other comprehensive income and recognised in the income statement.

In the case of equity investments classified as available for sale, objective evidence would include a significant or prolonged decline in the fair value of an investment below its cost. "Significant" is evaluated against the original cost of the investment and "prolonged" against the period in which the fair value has been below its original cost. Where there is evidence of impairment, the cumulative loss – measured as the difference between the acquisition cost and the current fair value, less any impairment loss on that investment previously recognised in the income statement – is removed from other comprehensive income and recognised in the income statement. Impairment losses on equity instruments classified as available for sale are not reversed through the income statement. Increases in their fair value after impairment are recognised directly in other comprehensive income.

The determination of what is "significant" or "prolonged" requires judgement. In making this judgement, the Group evaluates, among other factors, the duration or extent to which the fair value of an investment is less than its cost.

2.4 主要會計政策概要(續)

金融資產減值(續)

按攤銷成本入賬之金融資產(續)

於隨後期間，若在減值確認後發生一個事項令估計虧損金額增加或減少，則先前確認減值虧損可透過調整撥備賬戶予以增加或減少。若撇銷隨後收回，收回金額計入收益表。

可供出售之金融資產

有關可供出售之金融資產，本集團於每一報告期末對是否有客觀證據表明投資或投資組發生減值做出評估。

如果可供出售之資產發生減值，則將按其成本(減去已償還的本金和攤銷額)與當前公平值之間的差額減去任何以前在收益表中確認的減值虧損所得的金額，從其他全面收益轉出，並在收益表內確認。

在分類為可供出售之權益投資的情況下，客觀證據包括投資公平值大幅或長期跌至低於成本。「大幅」會因應投資原成本評估，而「長期」會考慮公平值低於其原成本的時間。如果存在減值證據，累積虧損(按收購成本與當時公平值兩者之間的差額，減投資先前在收益表內確認的減值虧損計量)會從其他全面收益轉出，並在收益表內確認。分類為可供出售之權益工具發生的減值虧損不得在收益表轉回。其公平值如果在減值後增加，會直接在其他全面收益中確認。

決定何謂「大幅」或「長期」，需運用判斷。為作此判斷，本集團評估多項因素，包括投資項目公平值低於成本的期限或幅度。

Notes to Financial Statements (Continued)

財務報表附註(續)

31 March 2016
二零一六年三月三十一日

2.4 SUMMARY OF SIGNIFICANT ACCOUNTING POLICIES (Continued)

Financial liabilities

Initial recognition and measurement

Financial liabilities are classified, at initial recognition, as financial liabilities at fair value through profit or loss, loans and borrowings, or as derivatives designated as hedging instruments in an effective hedge, as appropriate.

All financial liabilities are recognised initially at fair value and, in the case of loans and borrowings, net of directly attributable transaction costs.

The Group's financial liabilities include accounts payable, financial liabilities included in accrued liabilities and other payables, derivative financial instruments and interest-bearing bank borrowings.

Subsequent measurement

The subsequent measurement of financial liabilities depends on their classification as follows:

Financial liabilities at fair value through profit or loss

Financial liabilities at fair value through profit or loss include financial liabilities held for trading and financial liabilities designated upon initial recognition as at fair value through profit or loss.

Financial liabilities are classified as held for trading if they are acquired for the purpose of repurchasing in the near term. This category includes derivative financial instruments entered into by the Group that are not designated as hedging instruments in hedge relationships as defined by HKAS 39. Separated embedded derivatives are also classified as held for trading unless they are designated as effective hedging instruments. Gains or losses on liabilities held for trading are recognised in the income statement. The net fair value gain or loss recognised in the income statement does not include any interest charged on these financial liabilities.

Financial liabilities designated upon initial recognition as at fair value through profit or loss are designated at the date of initial recognition and only if the criteria in HKAS 39 are satisfied.

2.4 主要會計政策概要(續)

金融負債

初始確認及計量

金融負債於初始確認時分類為以公平值計入損益的金融負債、貸款及借款，或衍生工具指定為有效對沖中的對沖工具(如適用)。

全部金融負債初始確認時按公平值計量，而如屬貸款及借款，則扣除直接應佔交易成本。

本集團的金融負債包括應付賬款、計入累計負債之金融負債及其他應付款項、衍生金融工具及計息銀行貸款。

後續計量

金融負債的後續計量視乎其如下分類而定：

按公平值計入損益的金融負債

透過損益按公平值列賬之金融負債包括持作買賣之金融負債和初始確認指定為以公平值計入損益之金融負債。

若購買該金融負債的目的是為了於近期購回，則分類為持作交易用途。此分類包括本集團所擁有的衍生金融工具，但並不是香港會計準則第39號所定義的對沖工具。獨立嵌入衍生工具也分類為持作交易用途，除非他們被設計成為有效的對沖工具。持作交易用途的利得或損失確認在收益表中。在收益表確認的公平值變動淨損益不包括任何金融負債的相關利息。

只有符合香港會計準則第39號的規定時，方可在初始確認時指定為透過損益按公平值列賬之金融負債。

Notes to Financial Statements (Continued)

財務報表附註(續)

31 March 2016
二零一六年三月三十一日

2.4 SUMMARY OF SIGNIFICANT ACCOUNTING POLICIES (Continued)

Financial liabilities (Continued)

Subsequent measurement (Continued)

Loans and borrowings

After initial recognition, interest-bearing loans and borrowings are subsequently measured at amortised cost, using the effective interest rate method unless the effect of discounting would be immaterial, in which case they are stated at cost. Gains and losses are recognised in the income statement when the liabilities are derecognised as well as through the effective interest rate amortisation process.

Amortised cost is calculated by taking into account any discount or premium on acquisition and fees or costs that are an integral part of the effective interest rate. The effective interest rate amortisation is included in finance costs in the income statement.

Derecognition of financial liabilities

A financial liability is derecognised when the obligation under the liability is discharged or cancelled, or expires.

When an existing financial liability is replaced by another from the same lender on substantially different terms, or the terms of an existing liability are substantially modified, such an exchange or modification is treated as a derecognition of the original liability and a recognition of a new liability, and the difference between the respective carrying amounts is recognised in the income statement.

Offsetting of financial instruments

Financial assets and financial liabilities are offset and the net amount is reported in the statement of financial position if there is a currently enforceable legal right to offset the recognised amounts and there is an intention to settle on a net basis, or to realise the assets and settle the liabilities simultaneously.

2.4 主要會計政策概要(續)

金融負債(續)

後續計量(續)

貸款與借貸

計息貸款與借貸於初步計量後，後續計量採用實際利率法按攤銷成本，除非貼現影響不大，則按成本列賬。負債剔除確認後，以及按實際利率法攤銷時，在收益表確認損益。

計算攤銷成本時，應考慮購買時的任何折價或溢價，且包括作為實際利率不可或缺部分的費用或成本。實際利率法攤銷額在收益表內列為融資成本。

剔除確認金融負債

倘負債項下之責任已履行或取消或屆滿，將會剔除確認金融負債。

倘現有金融負債由同一貸款人以含有重大不同條款的一項金融負債取代，或現有負債條款經大幅修訂，則有關轉換或修訂視作剔除確認原有負債及確認新的負債，而有關賬面值間之差額則於收益表確認。

金融工具的抵銷

當目前有強制執行的法律權力要求抵銷已確認金額並有意以淨額結算或同時變現資產及償還負債時，金融資產和金融負債可抵銷並按淨值列報於財務狀況表內。

Notes to Financial Statements (Continued)

財務報表附註(續)

31 March 2016
二零一六年三月三十一日

2.4 SUMMARY OF SIGNIFICANT ACCOUNTING POLICIES (Continued)

Derivative financial instruments and hedge accounting

Initial recognition and subsequent measurement

The Group uses derivative financial instruments, such as foreign currency forward contracts, to hedge its foreign currency risk. Such derivative financial instruments are initially recognised at fair value on the date on which a derivative contract is entered into and are subsequently remeasured at fair value. Derivatives are carried as assets when the fair value is positive and as liabilities when the fair value is negative.

Any gains or losses arising from changes in fair value of derivatives are taken directly to the income statement, except for the effective portion of cash flow hedges, which is recognised in other comprehensive income and later reclassified to the income statement when the hedged item affects the income statement.

Current versus non-current classification

Derivative instruments that are not designated as effective hedging instruments are classified as current or non-current or separated into current and non-current portions based on an assessment of the facts and circumstances (i.e., the underlying contracted cash flows).

- Where the Group expects to hold a derivative as an economic hedge (and does not apply hedge accounting) for a period beyond 12 months after the end of the reporting period, the derivative is classified as non-current (or separated into current and non-current portions) consistently with the classification of the underlying item.
- Embedded derivatives that are not closely related to the host contract are classified consistently with the cash flows of the host contract.
- Derivative instruments that are designated as, and are effective hedging instruments, are classified consistently with the classification of the underlying hedged item. The derivative instruments are separated into current portions and non-current portions only if a reliable allocation can be made.

2.4 主要會計政策概要(續)

衍生金融工具及對沖會計處理

初步確認及後續計量

本集團使用遠期貨幣合約等衍生金融工具對沖外匯風險。有關衍生金融工具初步按訂立衍生合約之日的公平值確認，隨後按公平值重新計量。當公平值為正值時，衍生工具將被列為資產，當公平值為負值時，則被列為負債。

因衍生工具的公平值變動而產生的任何收益或虧損直接計入收益表，惟現金流量對沖有效部分除外，該部分於其他全面收入確認，並於其後在對沖項目影響收益表的情況下重新分類至收益表。

流動與非流動分類對比

並非指定為有效對沖工具的衍生工具乃根據對事實及情況的評估(即相關合約現金流量)分類為流動或非流動，或單獨列為流動與非流動部分。

- 當本集團預期持有衍生工具作為經濟對沖(而並無應用對沖會計處理方法)至超過報告期末後12個月期間，則該衍生工具乃與相關項目之分類一致分類為非流動(或單獨列為流動及非流動部分)。
- 與主合約並非密切聯繫的嵌入式衍生工具乃與主合約的現金流量一致分類。
- 指定為及現時為有效對沖工具的衍生工具乃與相關對沖項目的分類一致分類。衍生工具僅於可作出可靠分配時單獨列為流動部分及非流動部分。

Notes to Financial Statements (Continued)

財務報表附註(續)

31 March 2016
二零一六年三月三十一日

2.4 SUMMARY OF SIGNIFICANT ACCOUNTING POLICIES (Continued)

Inventories

Inventories are stated at the lower of cost and net realisable value. Cost is determined on the first-in, first-out basis and, in the case of work in progress and finished goods, comprises direct materials, direct labour and an appropriate proportion of overheads. Net realisable value is based on estimated selling prices less any estimated costs to be incurred to completion and disposal.

Cash and cash equivalents

For the purpose of the consolidated statement of cash flows, cash and cash equivalents comprise cash on hand and demand deposits, and short term highly liquid investments that are readily convertible into known amounts of cash, are subject to an insignificant risk of changes in value, and have a short maturity of generally within three months when acquired, less bank overdrafts which are repayable on demand and form an integral part of the Group's cash management.

For the purpose of the consolidated statement of financial position, cash and cash equivalents comprise cash on hand and at banks, including term deposits, which are not restricted as to use.

Provisions

A provision is recognised when a present obligation (legal or constructive) has arisen as a result of a past event and it is probable that a future outflow of resources will be required to settle the obligation, provided that a reliable estimate can be made of the amount of the obligation.

When the effect of discounting is material, the amount recognised for a provision is the present value at the end of the reporting period of the future expenditures expected to be required to settle the obligation. The increase in the discounted present value amount arising from the passage of time is included in finance costs in the income statement.

Income tax

Income tax comprises current and deferred tax. Income tax relating to items recognised outside the income statement is recognised outside the income statement, either in other comprehensive income or directly in equity.

2.4 主要會計政策概要(續)

存貨

存貨乃按成本值及可變現淨值之較低者列賬。成本按先進先出基準釐定，在製品及製成品則包含直接材料、直接勞工及適當比例之間接成本。可變現淨值按估計售價減完工及出售時所產生任何估計成本計算。

現金及現金等值項目

就綜合現金流量表而言，現金及現金等值項目包括現存現金及活期存款以及可隨時轉換為已知數額現金的短期高度流通性投資，有關投資承受價值變動風險不大，及一般於購入後三個月內到期，另扣除須按要求償還及構成本集團現金管理其中部分之銀行透支。

就財務狀況表而言，現金及現金等值項目包括現存及銀行現金，當中包括無使用限制用途之定期存款。

撥備

因過往發生事項而產生現時承擔責任(法定或推定)及有機會造成未來資源的流出以履行責任，則於能夠可靠估計該承擔數額時確認撥備。

若貼現之影響重大，則撥備所確認的數額是為預期履行該責任所需未來開支於報告期末之現值。隨時間推移而產生之貼現現值增加計入收益表的融資成本內。

所得稅

所得稅包括即期及遞延稅項。與於收益表外確認項目有關的所得稅於其他全面收益或直接於權益確認。

Notes to Financial Statements (Continued)

財務報表附註(續)

31 March 2016
二零一六年三月三十一日

2.4 SUMMARY OF SIGNIFICANT ACCOUNTING POLICIES (Continued)

Income tax (Continued)

Current tax assets and liabilities are measured at the amount expected to be recovered from or paid to the taxation authorities, based on tax rates (and tax laws) that have been enacted or substantively enacted by the end of the reporting period, taking into consideration interpretations and practices prevailing in the countries in which the Group operates.

Deferred tax is provided, using the liability method, on all temporary differences at the end of the reporting period between the tax bases of assets and liabilities and their carrying amounts for financial reporting purposes.

Deferred tax liabilities are recognised for all taxable temporary differences, except:

- when the deferred tax liability arises from the initial recognition of goodwill or an asset or liability in a transaction that is not a business combination and, at the time of the transaction, affects neither the accounting profit nor taxable profit or loss; and
- in respect of taxable temporary differences associated with investments in subsidiaries, when the timing of the reversal of the temporary differences can be controlled and it is probable that the temporary differences will not reverse in the foreseeable future.

2.4 主要會計政策概要(續)

所得稅(續)

本期的即期稅項資產和負債是根據於報告期末前已實施或實質實施的稅率(及稅法)並考慮到本集團業務所在國家的現行詮釋及慣例後計算出預計向稅務機關支付或從其處退回的金額。

遞延稅項須按負債法，就資產及負債之計稅基準與財務申報賬面值於報告期末之所有暫時性差額作出撥備。

遞延稅項負債就所有應課稅暫時性差額確認，除下列情況外：

- 產生自首次確認的一項非商業合併交易中的商譽或資產或負債，以及於進行交易時並無影響會計溢利或應課稅溢利或虧損的遞延稅項負債；及
- 於附屬公司之投資相關之應課稅暫時性差額，倘可控制暫時差額之回撥時間，並有可能在可預見未來不會回撥暫時差額。

Notes to Financial Statements (Continued) 財務報表附註(續)

31 March 2016
二零一六年三月三十一日

2.4 SUMMARY OF SIGNIFICANT ACCOUNTING POLICIES (Continued)

Income tax (Continued)

Deferred tax assets are recognised for all deductible temporary differences, the carryforward of unused tax credits and any unused tax losses. Deferred tax assets are recognised to the extent that it is probable that taxable profit will be available against which the deductible temporary differences, the carryforward of unused tax credits and unused tax losses can be utilised, except:

- when the deferred tax asset relating to the deductible temporary differences arises from the initial recognition of an asset or liability in a transaction that is not a business combination and, at the time of the transaction, affects neither the accounting profit nor taxable profit or loss; and
- in respect of deductible temporary differences associated with investments in subsidiaries, deferred tax assets are only recognised to the extent that it is probable that the temporary differences will reverse in the foreseeable future and taxable profit will be available against which the temporary differences can be utilised.

The carrying amount of deferred tax assets is reviewed at the end of each reporting period and reduced to the extent that it is no longer probable that sufficient taxable profit will be available to allow all or part of the deferred tax asset to be utilised. Unrecognised deferred tax assets are reassessed at the end of each reporting period and are recognised to the extent that it has become probable that sufficient taxable profit will be available to allow all or part of the deferred tax asset to be recovered.

Deferred tax assets and liabilities are measured at the tax rates that are expected to apply to the period when the asset is realised or the liability is settled, based on tax rates (and tax laws) that have been enacted or substantively enacted by the end of the reporting period.

Deferred tax assets and deferred tax liabilities are offset if a legally enforceable right exists to set off current tax assets against current tax liabilities and the deferred taxes relate to the same taxable entity and the same taxation authority.

2.4 主要會計政策概要(續)

所得稅(續)

遞延稅項資產根據所有可予扣減暫時性差額、未動用稅項抵免及任何未動用稅項虧損結轉確認。倘可能獲得應課稅溢利用作抵扣可予扣減暫時性差額、未動用稅項抵免及未動用稅項虧損結轉，則確認遞延稅項資產，除以下情況：

- 惟產生自首次確認的一項非商業合併交易中的資產或負債，以及於進行交易時並無影響會計溢利或應課稅溢利或虧損之可扣減暫時差額相關之遞延稅項資產；及
- 於附屬公司之投資相關之可扣減暫時性差額，遞延稅項資產僅會於暫時性差額可能在可預見未來回撥及有應課稅溢利以抵銷暫時差額情況下方予確認。

遞延稅項資產賬面值於各報告期末檢討，並於不再可能有足夠應課稅溢利抵銷所有或部分遞延稅項資產情況下調減。未確認之遞延稅項資產於各報告期末重估，並於有足夠應課稅溢利收回所有或部分遞延稅項資產情況下確認。

遞延稅項資產及負債乃根據於報告期末實施或實質實施之稅率(及稅法)，按預期於變現資產或清償負債期間適用之稅率計算。

倘存在容許將即期稅項資產抵銷即期稅項負債的合法可執行權利，且遞延稅項與同一應課稅實體及同一稅務機關有關，則遞延稅項資產可與遞延稅項負債抵銷。

Notes to Financial Statements (Continued) 財務報表附註(續)

31 March 2016
二零一六年三月三十一日

2.4 SUMMARY OF SIGNIFICANT ACCOUNTING POLICIES (Continued)

Government grants

Government grants, including a subsidy for the expenditure incurred in the construction cost of an infrastructure project, are recognised at their fair value where there is reasonable assurance that the grant will be received and all attaching conditions will be complied with. When the grant relates to an expense item, it is recognised as income on a systematic basis over the periods that the costs, which it is intended to compensate, are expensed. Where the grant relates to an asset, the fair value is deducted from the carrying amount of the asset and released to the income statement by way of a reduced depreciation charge.

Revenue recognition

Revenue is recognised when it is probable that the economic benefits will flow to the Group and when the revenue can be measured reliably, on the following bases:

- (i) from the sale of goods and samples, when the significant risks and rewards of ownership have been transferred to the buyer, provided that the Group maintains neither managerial involvement to the degree usually associated with ownership, nor effective control over the goods sold; and
- (ii) interest income, on an accrual basis using the effective interest method by applying the rate that exactly discounts the estimated future cash receipts over the expected life of the financial instrument or a shorter period, when appropriate, to the net carrying amount of the financial asset.

2.4 主要會計政策概要(續)

政府補助

政府補助(包括基建項目建築成本產生的開支補貼)在合理確保可收取及符合政府補助所附條件的情況下,按其公平值予以確認。當補助涉及開支項目,則以有系統方式分多段期間確認為收入,以抵銷擬作補償的預期成本。當補助涉及資產,有關公平值則從資產的賬面值扣減,並利用已扣減折舊開支方式在收益表內扣除。

收入確認

收入乃於本集團有可能獲得經濟利益及該收入能可靠計算時,按以下基準確認:

- (i) 貨物及樣辦之銷售:當擁有權的絕大部分風險及回報已轉讓予買方,本集團不再參與一般與擁有權有關之管理,亦不再對已售出貨物有實際控制權;及
- (ii) 利息收入按應計基準,採用實際利率法,將於金融工具預計年期,或適用的較短年期,所收取估計未來現金貼現至該金融資產賬面淨值的利率計算。

Notes to Financial Statements (Continued)

財務報表附註(續)

31 March 2016
二零一六年三月三十一日

2.4 SUMMARY OF SIGNIFICANT ACCOUNTING POLICIES (Continued)

Employee benefits

Defined contribution plans

The Group operates a defined contribution Mandatory Provident Fund retirement benefit scheme (the "MPF Scheme") under the Mandatory Provident Fund Schemes Ordinance for those employees who are eligible to participate in the MPF Scheme. Contributions are made based on a percentage of the employees' basic salaries and are charged to the income statement as they become payable in accordance with the rules of the MPF Scheme. The assets of the MPF Scheme are held separately from those of the Group in an independently administered fund. The Group's employer contributions vest fully with the employees when contributed into the MPF Scheme.

In addition, the Group operates a defined contribution retirement benefit scheme (the "Retirement Scheme") for those employees who are eligible to participate in the Retirement Scheme. Contributions to the Retirement Scheme are charged to the income statement as incurred. The Retirement Scheme operates in a similar way to the MPF Scheme, except that when an employee leaves the Retirement Scheme before his/her interest in the Group's employer contributions vests fully, the ongoing contributions payable by the Group are reduced by the relevant amount of the forfeited employer contributions.

The employees of the Group's subsidiaries which operate in Mainland China are required to participate in a central pension scheme operated by the local municipal government. These subsidiaries are required to contribute a certain percentage of their payroll costs to the central pension scheme for their employees who are registered as permanent residents in Mainland China. The contributions are charged to the income statement as they become payable in accordance with the rules of the central pension scheme.

2.4 主要會計政策概要(續)

僱員福利

定額供款計劃

本集團根據強制性公積金計劃條例，為合資格參加定額供款強制性公積金退休福利計劃(「強積金計劃」)之僱員推行強積金計劃。本集團須按僱員基本薪金的一定百分比作出供款，並在按照強積金計劃之規定應付供款時自收益表扣除。強積金計劃資產與本集團資產分開持有，並由獨立管理基金保管。本集團的僱主供款在向強積金計劃作出供款時全數撥歸僱員所有。

此外，本集團亦為合資格參加定額供款退休福利計劃(「退休計劃」)之僱員推行退休計劃。向退休計劃作出之供款在產生時自收益表扣除。退休計劃之運作方式與強積金計劃類似，惟當僱員在本集團僱主供款全數撥歸其所有前退出退休計劃，所沒收僱主供款可用作扣減本集團持續應付之供款。

本集團在中國大陸所經營附屬公司之僱員須參加由當地市政府推行的中央退休金計劃。有關附屬公司須就中央退休金計劃向登記為中國大陸永久居民之僱員作出相當於支薪成本若干百分比之供款。有關供款在根據中央退休金計劃之規定應付供款時自收益表扣除。

Notes to Financial Statements (Continued) 財務報表附註(續)

31 March 2016
二零一六年三月三十一日

2.4 SUMMARY OF SIGNIFICANT ACCOUNTING POLICIES (Continued)

Employee benefits (Continued)

Defined benefit plan

The cost of providing benefits under the defined benefit plan is determined using the projected unit credit actuarial valuation method.

Remeasurements arising from a defined benefit pension plan, comprising actuarial gains and losses, the effect of the asset ceiling (excluding net interest) and the return on plan assets (excluding net interest), are recognised immediately in the consolidated statement of financial position with a corresponding debit or credit to retained profits through other comprehensive income in the period in which they occur. Remeasurements are not reclassified to the income statement in subsequent periods.

Past service costs are recognised in the income statement at the earlier of:

- the date of the plan amendment or curtailment; and
- the date that the Group recognises restructuring-related costs.

Net interest is calculated by applying the discount rate to the net defined benefit liability or asset. The Group recognises the following changes in the net defined benefit obligation under "cost of sales" and "administrative expenses" in the income statement by function:

- service costs comprising current service costs, past service costs, gains and losses on curtailments and non-routine settlements; and
- net interest expense or income.

2.4 主要會計政策概要(續)

僱員福利(續)

定額福利計劃

根據該定額福利計劃提供福利之成本，乃運用預測單位信貸精算估值法釐定。

因定額福利退休金計劃而產生之重新計量，包括精算收益及虧損、資產上限之影響(不包括利息淨額)以及計劃資產之回報(不包括利息淨額)，即時於綜合財務狀況表中確認，並透過其產生期間之其他全面收益於保留溢利內相應記入借方或記入貸方。重新計量於隨後期間不會重新分類至損益。

過往服務成本按下列較早者於收益表內確認：

- 計劃修訂或縮減之日；及
- 本集團確認重組相關成本之日

利息淨額乃採用貼現率將定額福利負債或資產淨值進行貼現計算。本集團按功能劃分在收益表項下「銷售成本」及「行政開支」中確認定額福利責任淨值之下列變動：

- 服務成本(包括當期服務成本、過往服務成本、縮減及不定期結算之收益及虧損)
- 利息開支或收入淨額

Notes to Financial Statements (Continued)

財務報表附註(續)

31 March 2016
二零一六年三月三十一日

2.4 SUMMARY OF SIGNIFICANT ACCOUNTING POLICIES (Continued)

Borrowing costs

Borrowing costs directly attributable to the acquisition, construction or production of qualifying assets, i.e., assets that necessarily take a substantial period of time to get ready for their intended use or sale, are capitalised as part of the cost of those assets. The capitalisation of such borrowing costs ceases when the assets are substantially ready for their intended use or sale. Investment income earned on the temporary investment of specific borrowings pending their expenditure on qualifying assets is deducted from the borrowing costs capitalised. All other borrowing costs are expensed in the period in which they are incurred. Borrowing costs consist of interest and other costs that an entity incurs in connection with the borrowing of funds.

Foreign currencies

These financial statements are presented in Hong Kong dollars, which is the Company's functional currency. Each entity in the Group determines its own functional currency and items included in the financial statements of each entity are measured using that functional currency. Foreign currency transactions recorded by the entities in the Group are initially recorded using their respective functional currency rates prevailing at the dates of the transactions. Monetary assets and liabilities denominated in foreign currencies are translated at the functional currency rates of exchange ruling at the end of the reporting period. Differences arising on settlement or translation of monetary items are recognised in the income statement.

Non-monetary items that are measured in terms of historical cost in a foreign currency are translated using the exchange rates at the dates of the initial transactions. Non-monetary items measured at fair value in a foreign currency are translated using the exchange rates at the date when the fair value was measured. The gain or loss arising on translation of a non-monetary item measured at fair value is treated in line with the recognition of the gain or loss on change in fair value of the item (i.e., translation difference on the item whose fair value gain or loss is recognised in other comprehensive income or the income statement is also recognised in other comprehensive income or the income statement, respectively).

2.4 主要會計政策概要(續)

借貸成本

與收購、建造或生產合資格資產(即須一段較長時間方能達至其擬定用途或出售之資產)直接相關之借貸成本均予以資本化，作為該等資產之部份成本，直至該等資產大致上達至其擬定用途或出售時為止。特定借貸在用作合資格資產之開支前暫時用作投資所賺取之投資收入，從資本化借貸成本中扣除。所有其他借貸成本於產生期間支銷。借貸成本包括實體因資金借貸產生的利息及其他成本。

外幣

此財務報表以港元呈報，港元乃本公司之功能貨幣。本集團各實體釐定其本身功能貨幣，而各實體於財務報表計入之項目乃按該功能貨幣計算。本集團旗下實體記錄的外幣交易初步按交易日期各自之功能貨幣匯率記錄。以外幣列值的貨幣資產及負債按報告期末的功能貨幣匯率換算。因貨幣項目結算或換算產生的差額均於收益表確認。

按外幣過往成本計算的非貨幣項目乃按初步交易日期匯率換算。以外幣按公平值計算的非貨幣項目則按公平值釐定之日期匯率換算作計算。換算非貨幣項目產生的盈虧與項目公平值變動產生的損益按相同方式確認，即公平值損益於其他全面收益或收益表確認的項目之匯兌差額亦分別於其他全面收益或收益表確認。

Notes to Financial Statements (Continued)

財務報表附註(續)

31 March 2016
二零一六年三月三十一日

2.4 SUMMARY OF SIGNIFICANT ACCOUNTING POLICIES (Continued)

Foreign currencies (Continued)

The functional currencies of certain overseas subsidiaries are currencies other than the Hong Kong dollar. As at the end of the reporting period, the assets and liabilities of these entities are translated into Hong Kong dollars at the exchange rates prevailing at the end of the reporting period and their income statements are translated into Hong Kong dollars at the weighted average exchange rates for the year. The resulting exchange differences are recognised in other comprehensive income and accumulated in the exchange fluctuation reserve. On disposal of a foreign operation, the component of other comprehensive income relating to that particular foreign operation is recognised in the income statement.

For the purpose of the consolidated statement of cash flows, the cash flows of overseas subsidiaries are translated into Hong Kong dollars at the exchange rates ruling at the dates of the cash flows. Frequently recurring cash flows of overseas subsidiaries which arise throughout the year are translated into Hong Kong dollars at the weighted average exchange rates for the year.

3. SIGNIFICANT ACCOUNTING JUDGEMENT AND ESTIMATES

The preparation of the Group's financial statements requires management to make judgements, estimates and assumptions that affect the reported amounts of revenues, expenses, assets and liabilities, their accompanying disclosures and the disclosure of contingent liabilities. Uncertainty about these assumptions and estimates could result in outcomes that could require a material adjustment to the carrying amounts of the assets or liabilities affected in the future.

2.4 主要會計政策概要(續)

外幣(續)

若干海外附屬公司並非以港元為功能貨幣。於報告期末，該等實體之資產及負債按報告期末的匯率換算為港元，其收益表則按年內加權平均匯率換算為港元。最終匯兌差額於其他全面收益內確認並計入匯兌波動儲備。出售海外業務時，與該特定海外業務有關其他全面收益之組成項目在收益表內確認入賬。

就綜合現金流量表而言，海外附屬公司之現金流量按現金流量日期之適用匯率換算為港元。年內海外附屬公司之經常現金流量按年內加權平均匯率換算為港元。

3. 重要會計判斷及估計

編製本集團的財務報表時，管理層須作出會影響所呈報收入、開支、資產及負債的報告金額、其相應的披露資料及或然負債披露的判斷、估計及假設。由於有關假設和估計的不確定因素，可導致須就未來受影響的資產或負債賬面值作出重大調整。

Notes to Financial Statements (Continued) 財務報表附註(續)

31 March 2016
二零一六年三月三十一日

3. SIGNIFICANT ACCOUNTING JUDGEMENT AND ESTIMATES (Continued)

Judgement

In the process of applying the Group's accounting policies, management has made the following judgement, apart from those involving estimations, which has the most significant effect on the amounts recognised in the financial statements:

Withholding taxes arising from the distributions of dividends

In estimating the withholding taxes on dividends expected to be distributed by those subsidiaries established in Mainland China in respect of earnings generated from 1 January 2008, the directors have made an assessment based on the factors included the dividend policy and the level of capital and working capital required for the Group's operations in the foreseeable future.

Estimation uncertainty

The key assumptions concerning the future and other key sources of estimation uncertainty at the end of the reporting period, that have a significant risk of causing a material adjustment to the carrying amounts of assets and liabilities within the next financial year, are described below.

Impairment of goodwill

The Group determines whether goodwill is impaired at least on an annual basis. This requires an estimation of the value in use of the cash-generating units to which the goodwill is allocated. Estimating the value in use requires the Group to make an estimate of the expected future cash flows from the cash-generating units and also to choose a suitable discount rate in order to calculate the present value of those cash flows. The carrying amount of goodwill at 31 March 2016 was HK\$26,112,000 (2015: HK\$26,112,000). Further details are given in note 16.

3. 重要會計判斷及估計(續)

判斷

於應用本集團會計政策時，除該等涉及估計外，管理層曾作出下列對財務報表已確認金額影響最重要判斷：

派發股息產生的預扣稅

在估計該等中國大陸成立附屬公司就二零零八年一月一日後產生的盈利預期派發股息所繳納的預扣稅時，董事已評估包括股息政策及在可見未來本集團營運所需資本及營運資金水平等因素。

估計之不確定性

下文論述於報告期末極可能導致本集團之資產與負債賬面值在下一財政年度需要作出重大調整之未來相關重要假設及導致估計不確定性之其他重要因素。

商譽減值

本集團最少每年釐定商譽是否有所減值。釐定時須估計商譽所獲分配之現金產生單位之使用價值。估計使用價值時，本集團須估計現金產生單位所產生之預期日後現金流量，亦須選擇合適之貼現率，以計算該等現金流量之現值。商譽於二零一六年三月三十一日之賬面值為26,112,000港元(二零一五年：26,112,000港元)。進一步資料載於附註16。

Notes to Financial Statements (Continued)

財務報表附註(續)

31 March 2016
二零一六年三月三十一日

3. SIGNIFICANT ACCOUNTING JUDGEMENT AND ESTIMATES (Continued)

Estimation uncertainty (Continued)

Impairment allowance for doubtful debts

The Group makes impairment allowance for doubtful debts based on an assessment of the recoverability of accounts and bills receivables. Allowances are applied to accounts and bills receivables where events or changes in circumstances indicate that the balances may not be collectible. The identification of doubtful debts requires the use of judgements and estimates. Where the actual outcome or expectation in future is different from the original estimate, such differences will have an impact on the carrying value of the receivables and impairment/write-back of impairment in the period in which such estimate has been changed.

4. OPERATING SEGMENT INFORMATION

For management purposes, the Group determines that there are five reportable operating segments, based on the location of customers (the destination of sales), including the United States of America (the "USA"), Mainland China, Europe, Japan and others. These segments are managed separately as each segment is subject to risks and returns that are different from one another.

Management monitors the results of the Group's operating segments separately for the purpose of making decisions about resources allocation and performance assessment. Segment performance is evaluated based on reportable segment profit, which is a measure of adjusted profit before tax. The adjusted profit before tax is measured consistently with the Group's profit before tax except that interest income and other unallocated income and gains, fair value changes on derivative financial instruments, loss on deregistration of a subsidiary and unallocated expenses are excluded from such measurement.

Segment assets exclude unallocated assets as these assets are managed on a group basis.

Segment liabilities exclude unallocated liabilities as these liabilities are managed on a group basis.

3. 重要會計判斷及估計(續)

估計之不確定性(續)

呆賬減值撥備

本集團根據對應收賬款及票據之可收回性評估就呆賬作出減值撥備。倘有事件或情況有變顯示結餘可能無法收回時，會對應收賬款及票據作出撥備。識別呆賬需要運用判斷及估計。倘實際結果或未來預期與原本估計有所出入，有關差異將對估計變動期內之應收款項及減值/減值撥回之賬面值構成影響。

4. 經營分類資料

就管理而言，本集團以客戶所在地(銷售目的地)為基礎，確定五個可報告經營分部，包括美國、中國大陸、歐洲、日本及其他地區。該等分部因風險和回報有別於其他分部而獨立分開管理。

管理層獨立監察其經營分部，以便作出有關資源分配及表現評估的決策。分部表現乃根據可報告分部溢利評估，而可報告分部溢利則以經調整除稅前溢利計量。經調整除稅前溢利的計量方式與本集團除稅前溢利計量方式一致，惟有關計量並不計入利息收入、其他未編配收入及收益、衍生金融工具公平值變動、註銷附屬公司之虧損及未編配支出。

分類資產不包括未分配資產，原因是該等資產是集體管理。

分類負債不包括未分配負債，原因是該等負債是集體管理。

Notes to Financial Statements (Continued) 財務報表附註(續)

31 March 2016
二零一六年三月三十一日

4. OPERATING SEGMENT INFORMATION (Continued) 2016

4. 經營分類資料(續) 二零一六年

		USA 美國 HK\$'000 千港元	Mainland China 中國大陸 HK\$'000 千港元	Europe 歐洲 HK\$'000 千港元	Japan 日本 HK\$'000 千港元	Others 其他地區 HK\$'000 千港元	Consolidated 綜合 HK\$'000 千港元
Segment revenue: Sales to external customers	分類營業收入： 銷售予外界客戶	560,799	442,252	206,106	65,676	259,759	1,534,592
Segment results	分類業績	101,490	73,273	35,607	9,241	37,024	256,635
Interest income and other unallocated income and gains	利息收入及其他未編配 收入及收益						11,052
Fair value changes on derivative financial instruments, net	衍生金融工具公平值變 動淨值						(9,980)
Loss on deregistration of a subsidiary	註銷一間附屬公司之 虧損						(5,169)
Unallocated expenses	未編配支出						(100,352)
Profit before tax	除稅前溢利						152,186
Income tax expense	所得稅開支						(27,057)
Profit for the year attributable to owners of the Company	本公司擁有人應佔年度 溢利						125,129
Segment assets	分類資產	457,505	316,012	152,069	54,567	244,491	1,224,644
Unallocated assets	未編配資產						333,875
							1,558,519
Segment liabilities	分類負債	80,905	73,001	32,174	9,722	40,008	235,810
Unallocated liabilities	未編配負債						223,359
							459,169
Other segment information: Depreciation and amortisation	其他分類資料： 折舊及攤銷	16,119	8,906	5,105	1,798	6,540	38,468
Unallocated amounts	未編配金額						16,271
							54,739
Capital expenditure*	資本開支*	9,920	4,286	3,040	1,079	3,797	22,122
Unallocated amounts	未編配金額						2,781
							24,903

* Capital expenditure represents additions to property, plant and equipment.

* 資本開支代表物業、廠房及設備的添置。

Notes to Financial Statements (Continued) 財務報表附註(續)

31 March 2016
二零一六年三月三十一日

4. OPERATING SEGMENT INFORMATION (Continued) 2015

4. 經營分類資料(續) 二零一五年

		USA 美國 HK\$'000 千港元	Mainland China 中國大陸 HK\$'000 千港元	Europe 歐洲 HK\$'000 千港元	Japan 日本 HK\$'000 千港元	Others 其他地區 HK\$'000 千港元	Consolidated 綜合 HK\$'000 千港元
Segment revenue: Sales to external customers	分類營業收入： 銷售予外界客戶	499,748	309,934	289,725	103,728	313,974	1,517,109
Segment results	分類業績	70,147	44,037	44,220	16,553	49,541	224,498
Interest income and other unallocated income and gains	利息收入及其他未編配 收入及收益						8,925
Fair value changes on derivative financial instruments, net	衍生金融工具公平值變 動淨值						(2,578)
Unallocated expenses	未編配支出						(100,534)
Profit before tax	除稅前溢利						130,311
Income tax expense	所得稅開支						(25,128)
Profit for the year attributable to owners of the Company	本公司擁有人應佔年度 溢利						105,183
Segment assets	分類資產	407,990	282,700	204,838	62,926	227,268	1,185,722
Unallocated assets	未編配資產						383,699
							1,569,421
Segment liabilities	分類負債	61,442	44,773	43,956	16,588	47,169	213,928
Unallocated liabilities	未編配負債						267,962
							481,890
Other segment information: Depreciation and amortisation	其他分類資料： 折舊及攤銷	16,001	8,934	7,782	2,633	8,516	43,866
Unallocated amounts	未編配金額						19,010
							62,876
Capital expenditure*	資本開支*	7,725	3,538	2,715	792	3,040	17,810
Unallocated amounts	未編配金額						1,121
							18,931

* Capital expenditure represents additions to property, plant and equipment.

* 資本開支代表物業、廠房及設備的添置。

Notes to Financial Statements (Continued) 財務報表附註(續)

31 March 2016
二零一六年三月三十一日

4. OPERATING SEGMENT INFORMATION (Continued) Geographical information – non-current assets

		2016 二零一六年 HK\$'000 千港元	2015 二零一五年 HK\$'000 千港元
Hong Kong	香港	16,962	17,238
Mainland China	中國大陸	600,120	655,851
Indonesia	印尼	161,597	139,765
		778,679	812,854

The non-current assets information above is based on the locations of the assets.

Information about major customers

Revenue of HK\$853,077,000 (2015: HK\$874,385,000) and HK\$594,865,000 (2015: HK\$441,759,000) were derived from sales to the largest customer and the second largest customer of the Group, respectively. The above amounts include sales to group of entities which are known to be under common control with these customers.

4. 經營分類資料(續) 地區資料 – 非流動資產

上列非流動資產資料是按資產所在地區劃分呈列。

有關主要客戶的資料

本集團來自第一及第二大客戶的銷售所得營業收入分別為853,077,000港元(二零一五年：874,385,000港元)及594,865,000港元(二零一五年：441,759,000港元)。上述金額包括向一群已知受上述客戶共同控制的實體的銷售。

Notes to Financial Statements (Continued) 財務報表附註(續)

31 March 2016
二零一六年三月三十一日

5. REVENUE AND OTHER INCOME AND GAINS

Revenue represents the net invoiced value of goods sold, after allowances for returns and trade discounts.

An analysis of revenue and other income and gains is as follows:

5. 營業收入及其他收入及收益

營業乃指扣除退貨及貿易折扣後已售貨品之發票淨值。

營業收入及其他收入及收益之分析如下：

		2016 二零一六年 HK\$'000 千港元	2015 二零一五年 HK\$'000 千港元
Revenue	營業收入		
Sale of goods	貨品銷售	1,534,592	1,517,109
Other income and gains	其他收入及收益		
Bank interest income	銀行利息收入	2,497	1,821
Income derived from available-for-sale investments	可供出售投資的收入	1,442	1,834
Government grants*	政府補助金*	4,725	2,820
Gain on disposal of items of property, plant and equipment	出售物業、廠房及設備項目之收益	773	268
Gain on disposal of prepaid land lease payments	出售預付土地租賃款項之收益	1,159	–
Others	其他	456	2,182
		11,052	8,925

* There are no unfulfilled conditions or contingencies relating to these grants.

* 該等補助並無尚未達成的條件或相關或然事項。

6. FINANCE COSTS

6. 融資成本

		2016 二零一六年 HK\$'000 千港元	2015 二零一五年 HK\$'000 千港元
Interest on bank loans	銀行貸款利息	2,879	3,495

Notes to Financial Statements (Continued) 財務報表附註(續)

31 March 2016
二零一六年三月三十一日

7. PROFIT BEFORE TAX

The Group's profit before tax is arrived at after charging/(crediting):

7. 除稅前溢利

本集團除稅前溢利扣除/(計入)下列各項：

		2016 二零一六年 HK\$'000 千港元	2015 二零一五年 HK\$'000 千港元
Cost of inventories sold	已售存貨成本	1,227,650	1,251,158
Auditors' remuneration	核數師酬金	2,492	2,446
Depreciation (note 13)*	折舊(附註13)*	52,454	60,539
Amortisation of prepaid land lease payments (note 14)*	預付土地租賃款攤銷(附註14)*	2,285	2,337
Employee benefit expenses (excluding directors' remuneration – note 8):	僱員福利支出(不包括董事酬金—附註8)：		
Wages and salaries	工資及薪金	344,030	331,457
Pension contributions, including a pension cost for a defined benefit plan of HK\$2,502,000 (2015: HK\$2,271,000) (note 26)	退休金計劃供款，包括於定額福利計劃的退休金成本2,502,000港元(二零一五年：2,271,000港元)(附註26)	57,242	50,793
Less: Forfeited contributions	減：已沒收供款	(439)	(1,442)
Net pension contributions	退休金計劃供款淨額	56,803	49,351
Total employee benefit expenses*	總僱員福利支出*	400,833	380,808
Foreign exchange differences, net	匯兌差額淨額	2,615	1,921
Write-off of items of property, plant and equipment	撇銷物業、廠房及設備項目	–	26
Gain on disposal of items of property, plant and equipment	出售物業、廠房及設備項目之收益	(773)	(268)
Gain on disposal of prepaid land lease payments	出售預付土地租賃款項之收益	(1,159)	–
Income derived from available-for-sale investments	可供出售投資的收入	(1,442)	(1,834)
Fair value losses/(gains), net:	公平值淨虧損/(收益)：		
Derivative financial instruments – transactions not qualified as hedges:	衍生金融工具—不符合對沖條件的交易		
– matured during the year	— 於年內到期	9,980	(6,532)
– not yet matured	— 仍未到期	–	9,110
Loss on deregistration of a subsidiary (note 30)	註銷一間附屬公司之虧損(附註30)	5,169	–

* Included in the respective balances are the following amounts which are also included in the cost of inventories sold disclosed above:

* 各項結餘中包括以下計入上文所披露已售存貨成本之金額：

		2016 二零一六年 HK\$'000 千港元	2015 二零一五年 HK\$'000 千港元
Depreciation	折舊	36,636	41,996
Amortisation of prepaid land lease payments	預付土地租賃款項攤銷	1,832	1,870
Employee benefit expenses	僱員福利支出	345,818	328,745

Notes to Financial Statements (Continued) 財務報表附註(續)

31 March 2016
二零一六年三月三十一日

8. DIRECTORS' AND CHIEF EXECUTIVE'S REMUNERATION

Directors' and chief executive's remuneration for the year, disclosed pursuant to the Listing Rules, section 383(1)(a), (b), (c) and (f) of the Hong Kong Companies Ordinance and Part 2 of the Companies (Disclosure of Information about Benefits of Directors) Regulation, is as follows:

		2016 二零一六年 HK\$'000 千港元	2015 二零一五年 HK\$'000 千港元
Fees	袍金	360	360
Other emoluments:	其他酬金：		
Salaries, allowances and benefits in kind	薪金、津貼及實物福利	7,926	5,470
Discretionary bonuses	酌情花紅	4,800	2,300
Pension scheme contributions	退休金計劃供款	924	550
		13,650	8,320
		14,010	8,680

(a) Independent non-executive directors

The fees paid to independent non-executive directors during the year were as follows:

		2016 二零一六年 HK\$'000 千港元	2015 二零一五年 HK\$'000 千港元
Mr. Chan Cheuk Ho	陳卓豪先生	120	120
Mr. Lu Chi Chant	盧啟昌先生	120	120
Mr. Cheng Yung Hui, Tony	鄭榮輝先生	120	120
		360	360

There were no other emoluments payable to the independent non-executive directors during the year (2015: Nil).

8. 董事及行政總裁酬金

本年度董事及行政總裁酬金根據上市規則、香港公司條例第383(1)(a)、(b)、(c)及(f)條及公司(披露董事利益資料)規例第2部披露如下：

(a) 獨立非執行董事

年內付予獨立非執行董事之袍金如下：

年內並無其他應付獨立非執行董事之酬金(二零一五年：無)。

Notes to Financial Statements (Continued) 財務報表附註(續)

31 March 2016
二零一六年三月三十一日

8. DIRECTORS' AND CHIEF EXECUTIVE'S REMUNERATION (Continued) (b) Executive directors

8. 董事及行政總裁酬金(續) (b) 執行董事

		Fees	Salaries, allowances and benefits in kind	Discretionary bonuses	Pension scheme contributions	Total remuneration
		袍金	薪金、津貼及 實物福利	酌情花紅	退休金計劃 供款	酬金總額
		HK\$'000	HK\$'000	HK\$'000	HK\$'000	HK\$'000
		千港元	千港元	千港元	千港元	千港元
2016	二零一六年					
Executive directors:	執行董事：					
Mr. Chung Yuk Sing ("Mr. Chung")*	鍾育升先生 (「鍾先生」)*	-	2,816	2,500	384	5,700
Mr. Chen Hsiao Ying	陳小影先生	-	2,671	2,300	360	5,331
Mr. Kuo Tai Yu	郭泰佑先生	-	160	-	-	160
Ms. Chen Fang Mei, Christina	陳芳美女士	-	2,279	-	180	2,459
		-	7,926	4,800	924	13,650
2015	二零一五年					
Executive directors:	執行董事：					
Mr. Chung Yuk Sing*	鍾育升先生*	-	1,664	1,150	230	3,044
Mr. Chen Hsiao Ying	陳小影先生	-	1,560	1,150	216	2,926
Mr. Kuo Tai Yu	郭泰佑先生	-	-	-	-	-
Ms. Chen Fang Mei, Christina	陳芳美女士	-	2,246	-	104	2,350
		-	5,470	2,300	550	8,320

* Mr. Chung is also the Chairman and the Chief Executive Officer of the Company.

* 鍾先生亦為本公司的主席及行政總裁。

There was no arrangement under which a director waived or agreed to waive any remuneration during the year.

本年度內並無任何董事放棄或同意放棄任何酬金之安排。

The directors' remuneration shown above does not include the estimated monetary value of the Group's owned premises provided rent-free to an executive director, Mr. Chung, during the year. The estimated rental value of such accommodation was HK\$124,000 (2015: HK\$120,000) for the year ended 31 March 2016.

上述所示董事酬金並未包括於年內向執行董事鍾先生提供免租的本集團自置物業之估計幣值。截至二零一六年三月三十一日止年度，該住宿之估計租值為124,000港元(二零一五年：120,000港元)。

Notes to Financial Statements (Continued) 財務報表附註(續)

31 March 2016
二零一六年三月三十一日

9. FIVE HIGHEST PAID EMPLOYEES

The five highest paid employees during the year included three (2015: three) directors, details of whose remuneration are set out in note 8 above. Details of the remuneration of the remaining two (2015: two) non-director, highest paid employees for the year ended 31 March 2016 are set out below:

		2016 二零一六年 HK\$'000 千港元	2015 二零一五年 HK\$'000 千港元
Salaries, allowances and benefits in kind	薪金、津貼及實物福利	4,196	4,517
Discretionary bonuses	酌情花紅	1,600	–
Pension scheme contributions	退休金計劃供款	314	338
		6,110	4,855

The number of non-director, highest paid employees whose remuneration fell within the following bands is as follows:

		Number of employees 僱員數目	
		2016 二零一六年	2015 二零一五年
HK\$1,000,001 to HK\$1,500,000	1,000,001港元至1,500,000港元	–	1
HK\$1,500,001 to HK\$2,000,000	1,500,001港元至2,000,000港元	–	–
HK\$2,000,001 to HK\$2,500,000	2,000,001港元至2,500,000港元	–	–
HK\$2,500,001 to HK\$3,000,000	2,500,001港元至3,000,000港元	1	–
HK\$3,000,001 to HK\$3,500,000	3,000,001港元至3,500,000港元	1	1
		2	2

During the year, no emoluments were paid by the Group to the directors or any of the five highest paid individuals as an inducement to join or upon joining the Group or as compensation for loss of office (2015: Nil).

9. 五名最高薪酬僱員

年內，五名最高薪酬僱員包括三名(二零一五年：三名)董事，有關彼等薪酬的詳情已在上文附註8披露。於截至二零一六年三月三十一日止年度內，餘下兩名(二零一五年：兩名)最高酬金的非董事僱員的酬金詳情如下：

酬金介乎以下範圍的最高薪酬非董事僱員的數目如下：

年內，本集團概無向董事或任何五名最高薪酬人士支付酬金作為加入或加入本集團後的報酬或作為離職補償(二零一五年：無)。

Notes to Financial Statements (Continued) 財務報表附註(續)

31 March 2016
二零一六年三月三十一日

10. INCOME TAX

Hong Kong profits tax has been provided at the rate of 16.5% (2015: 16.5%) on the estimated assessable profits arising in Hong Kong during the year. Taxes on profits assessable elsewhere have been calculated at the rates of tax prevailing in the countries in which the Group operates.

Pursuant to the Corporate Income Tax Law of the PRC being effective on 1 January 2008, the corporate income tax rate for all enterprises in Mainland China is 25%.

Moreover, under the relevant tax laws and regulations in Mainland China, a company may set off losses incurred by it in a financial year against profits made by it in the succeeding financial year or years, subject to a maximum of five financial years.

10. 所得稅

年內，香港利得稅按在香港產生的估計應課稅溢利以16.5%(二零一五年：16.5%)稅率作撥備。其他地方應課稅溢利的稅項，則根據本集團業務所在國家的現行稅率計算。

根據於二零零八年一月一日生效的中國企業所得稅法，中國大陸所有企業的企業所得稅率為25%。

根據有關的中國大陸稅務法及規則，該公司可將其於一個財政年度產生之虧損，抵銷其於其後一個或多個財政年度之溢利，但最多不得超過五個財政年度。

		2016 二零一六年 HK\$'000 千港元	2015 二零一五年 HK\$'000 千港元
Current tax charge for the year:	本年度稅項支出：		
Hong Kong	香港	11,057	11,889
Elsewhere	其他地方	14,370	11,200
Overprovision of current tax in respect of prior years	過往年度稅項超額撥備	-	(302)
Deferred (note 27)	遞延(附註27)	1,630	2,341
Total tax charge for the year	本年度稅項支出總額	27,057	25,128

Notes to Financial Statements (Continued) 財務報表附註(續)

31 March 2016
二零一六年三月三十一日

10. INCOME TAX (Continued)

A reconciliation of the tax expense applicable to profit before tax using the statutory rates for the tax jurisdictions in which the Company and the majority of its subsidiaries are domiciled to the tax expense at the effective tax rate is as follows:

		2016 二零一六年 HK\$'000 千港元	2015 二零一五年 HK\$'000 千港元
Profit before tax	除稅前溢利	152,186	130,311
Tax at the applicable rates to profit in the tax jurisdictions concerned	按有關稅務司法權區對溢利適用之稅率計算之稅項	33,499	26,715
Adjustments in respect of current tax of previous years	就過往年度即期稅項作出調整	-	(302)
Income not subject to tax	毋須課稅之收入	(1,152)	(1,022)
Expenses not deductible for tax	不可扣稅之費用	4,064	2,286
Effect of withholding tax on the distributable profits of the Group's PRC subsidiaries	扣繳本集團之中國附屬公司可分派溢利預扣稅之影響	1,630	2,341
Tax loss utilised from previous periods	動用以前期間的稅務虧損	(10,984)	(4,890)
Tax charge at the Group's effective rate	按本集團實際稅率計算之稅項支出	27,057	25,128

10. 所得稅(續)

適用於以本公司及其大部分附屬公司位處的稅務司法權區法定稅率計算之除稅前溢利之稅項支出與按實際稅率計算之稅項開支之調節如下：

Notes to Financial Statements (Continued) 財務報表附註(續)

31 March 2016
二零一六年三月三十一日

11. DIVIDENDS

11. 股息

		2016 二零一六年 HK\$'000 千港元	2015 二零一五年 HK\$'000 千港元
Dividends paid during the year:	年內已付股息		
Final in respect of the financial year ended 31 March 2015 – HK6.5 cents per ordinary share (2015: Nil)	截至二零一五年三月三十一日止財政年度末期股息 – 每股普通股6.5港仙 (二零一五年：零)	32,479	–
Interim – HK12 cents (2015: HK6 cents) per ordinary share	中期股息 – 每股普通股12港仙 (二零一五年：6港仙)	59,962	29,980
		92,441	29,980
Proposed final dividend HK5 cents (2015: HK6.5 cents) per ordinary share	擬派末期股息 – 每股普通股5港仙 (二零一五年：6.5港仙)	24,984	32,479

The proposed final dividend for the year is based on the number of shares in issue as at the reporting date, and is subject to the approval of the Company's shareholders at the forthcoming annual general meeting. These financial statements do not reflect the final dividend payable.

本年度之擬派末期股息乃按於本報告日已發行之股份數目計算，並須待本公司股東於應屆股東週年大會批准後方可作實。該等財務報表並無反映應付末期股息。

12. EARNINGS PER SHARE ATTRIBUTABLE TO OWNERS OF THE COMPANY

The calculation of basic earnings per share is based on the profit for the year attributable to owners of the Company for the year of HK\$125,129,000 (2015: HK\$105,183,000) and 499,680,000 (2015: 499,680,000) ordinary shares in issue during the year.

No adjustment has been made to the basic earnings per share amounts presented for the years ended 31 March 2016 and 2015 as the Group had no potentially dilutive ordinary shares in issue during those years.

12. 本公司擁有人應佔每股盈利

每股基本盈利乃根據年內本公司擁有人應佔溢利125,129,000港元(二零一五年：105,183,000港元)，以及年內已發行499,680,000股(二零一五年：499,680,000股)普通股計算。

於截至二零一六年及二零一五年三月三十一日止年度，均無潛在攤薄影響之普通股，因此概無呈列調整每股攤薄盈利。

Notes to Financial Statements (Continued)

財務報表附註(續)

31 March 2016
二零一六年三月三十一日

13. PROPERTY, PLANT AND EQUIPMENT

13. 物業、廠房及設備

		Leasehold land and buildings 租賃 土地及樓宇 HK\$'000 千港元	Leasehold improvements 租賃 物業裝修 HK\$'000 千港元	Plant and machinery 機器及設備 HK\$'000 千港元	Furniture, fixtures, equipment and motor vehicles 傢具、裝置、 設備及汽車 HK\$'000 千港元	Total 總計 HK\$'000 千港元
31 March 2016	二零一六年三月三十一日					
Cost:	成本：					
At beginning of year	年初	726,222	120,812	228,568	72,682	1,148,284
Additions	添置	193	4,305	17,227	3,178	24,903
Disposals	出售	(1,825)	(1,101)	-	(1,765)	(4,691)
Write-offs	撇銷	(294)	(780)	(86)	(630)	(1,790)
Exchange realignment	匯兌調整	(23,168)	(4,319)	(4,333)	(1,776)	(33,596)
At 31 March 2016	於二零一六年三月三十一日	701,128	118,917	241,376	71,689	1,133,110
Accumulated depreciation:	累積折舊：					
At beginning of year	年初	108,268	99,918	163,358	62,405	433,949
Provided during the year	年內撥備	23,914	8,237	14,899	5,404	52,454
Disposals	出售	(352)	(1,089)	-	(1,536)	(2,977)
Write-offs	撇銷	(294)	(780)	(86)	(630)	(1,790)
Exchange realignment	匯兌調整	(3,690)	(3,763)	(3,151)	(1,535)	(12,139)
At 31 March 2016	於二零一六年三月三十一日	127,846	102,523	175,020	64,108	469,497
Net book value:	賬面淨值：					
At 31 March 2016	於二零一六年三月三十一日	573,282	16,394	66,356	7,581	663,613
31 March 2015	二零一五年三月三十一日					
Cost:	成本：					
At beginning of year	年初	721,690	115,610	221,409	73,532	1,132,241
Additions	添置	4,169	5,118	8,008	1,636	18,931
Disposals	出售	-	-	(961)	(1,711)	(2,672)
Write-offs	撇銷	-	-	-	(171)	(171)
Exchange realignment	匯兌調整	363	84	112	(604)	(45)
At 31 March 2015	於二零一五年三月三十一日	726,222	120,812	228,568	72,682	1,148,284
Accumulated depreciation:	累積折舊：					
At beginning of year	年初	84,027	89,263	145,252	57,902	376,444
Provided during the year	年內撥備	24,197	10,584	18,959	6,799	60,539
Disposals	出售	-	-	(937)	(1,570)	(2,507)
Write-offs	撇銷	-	-	-	(145)	(145)
Exchange realignment	匯兌調整	44	71	84	(581)	(382)
At 31 March 2015	於二零一五年三月三十一日	108,268	99,918	163,358	62,405	433,949
Net book value:	賬面淨值：					
At 31 March 2015	於二零一五年三月三十一日	617,954	20,894	65,210	10,277	714,335

Notes to Financial Statements (Continued) 財務報表附註(續)

31 March 2016
二零一六年三月三十一日

13. PROPERTY, PLANT AND EQUIPMENT (Continued)

As at 31 March 2015, the Group had undertaken not to charge one of its buildings (the "Undertaking") with a net carrying amount of HK\$71,041,000. During the year, the Undertaking has been released by a bank upon repayment of the respective bank loan by the Group.

13. 物業、廠房及設備(續)

於二零一五年三月三十一日，本集團承諾不質押其中一幢賬面淨值71,041,000港元的樓宇(「承諾」)。年內，於本集團償還相關銀行貸款後，銀行已解除承諾。

14. PREPAID LAND LEASE PAYMENTS

14. 預付土地租賃款項

		2016 二零一六年 HK\$'000 千港元	2015 二零一五年 HK\$'000 千港元
Carrying amount at beginning of year	年初賬面值	74,744	77,013
Amortisation recognised during the year (note 7)	於年內確認攤銷(附註7)	(2,285)	(2,337)
Disposals	出售	(1,702)	-
Exchange realignment	匯兌調整	(2,962)	68
Carrying amount at 31 March	於三月三十一日之賬面值	67,795	74,744
Current portion included in prepayments, deposits and other receivables (note 15)	計入預付款項、按金及其他應收款項之即期部分(附註15)	(2,208)	(2,337)
Non-current portion	非即期部分	65,587	72,407

One of the Group's prepaid land lease payments with a net book value of HK\$1,476,000 (2015: HK\$1,568,000), together with the leasehold buildings thereon, has been provided as rent-free accommodation to Mr. Chung, an executive director of the Company during the year.

本集團其中一項賬面淨值1,476,000港元(二零一五年：1,568,000港元)之預付土地租賃款項，連同其上的租賃樓宇於年內提供作為鍾先生(本公司一名執行董事)之免租住宿。

15. PREPAYMENTS, DEPOSITS AND OTHER RECEIVABLES

15. 預付款項、按金及其他應收款

		Note 附註	2016 二零一六年 HK\$'000 千港元	2015 二零一五年 HK\$'000 千港元
Prepaid land lease payments	預付土地租賃款項	14	2,208	2,337
Prepayments	預付款項		34,898	27,164
Deposits and other receivables	按金及其他應收款		39,213	17,826
			76,319	47,327
Less: Non-current portion of deposits for purchases of items of property, plant and equipment	減：購置物業、廠房及設備項目的非即期部分按金		(23,367)	-
			52,952	47,327

Notes to Financial Statements (Continued) 財務報表附註(續)

31 March 2016
二零一六年三月三十一日

15. PREPAYMENTS, DEPOSITS AND OTHER RECEIVABLES (Continued)

None of the financial assets included in the above balances is either past due or impaired. The financial assets included in the above balances relate to receivables for which there was no recent history of default.

16. GOODWILL

		2016 二零一六年 HK\$'000 千港元	2015 二零一五年 HK\$'000 千港元
Cost and carrying amount:	成本值及賬面值：		
At beginning and end of year	於年初及年終	26,112	26,112

The Group's goodwill was wholly allocated to a cash-generating unit engaged in the manufacture and trading of sportswear and garments (the "Unit"). The recoverable amount of the Unit has been determined from the value in use, which is calculated with reference to cash flow projections based on a five-year period financial budget approved by senior management. The financial budgets are prepared reflecting actual and prior year performance and development expectations. The key assumptions for the cash flow projections are the budgeted gross margin which is the average gross profit margin achieved in the year immediately before budgeted years and the discount rate of 14% (2015: 14%), which is before tax and reflects specific risks relating to the Unit. The cash flow projections are prepared based on the assumption that the Unit will have revenue based on the actual sales order amount and revenue forecasted by the head of the sales department for the first year, and then maintain a 3% (2015: 5%) growth rate thereafter. The directors believe that any reasonably possible change in any of these assumptions would not cause the aggregate carrying amount of the Unit to exceed the aggregate recoverable amount. Since the recoverable amount of the Unit is higher than its carrying amount, the directors consider there was no impairment of the goodwill at the end of the reporting period.

15. 預付款項、按金及其他應收款(續)

上述結餘包括的金融資產並無逾期或減值。包括在以上應收款項結餘內的金融資產，近期並無欠款記錄。

16. 商譽

本集團之商譽全部撥歸從事運動服及成衣生產及買賣之現金產生單位(「該單位」)。該單位之可收回金額乃根據使用價值釐定，而使用價值則根據由高級管理人員審批之五年期財政預算所預測之現金流量計算。財政預算之編算乃反映實際、過往年度表現及預期發展。現金流量預測之主要假設為所預算之毛利率(即緊接預算年度前該年度所達致之平均毛利率)及貼現率14%(二零一五年：14%)(乃除稅前及反映與該單位有關之特定風險)。現金流量預測根據該單位將帶來收益的假設編製，該假設乃根據實際銷售訂單金額及銷售部主管於首年所作的收益預測，其後維持3%(二零一五年：5%)收益增長率。董事相信，任何該等假設可能合理地出現之變動，將不會導致該單位之總賬面值超出總可收回金額。由於該單位之可收回金額高於其賬面值，董事認為於報告期末商譽並無出現減值。

Notes to Financial Statements (Continued) 財務報表附註(續)

31 March 2016
二零一六年三月三十一日

17. INVENTORIES

		2016 二零一六年 HK\$'000 千港元	2015 二零一五年 HK\$'000 千港元
Raw materials	原材料	168,245	112,572
Work in progress	在製品	90,662	70,932
Finished goods	製成品	101,045	82,395
		359,952	265,899

17. 存貨

18. ACCOUNTS AND BILLS RECEIVABLES

The Group's accounts and bills receivables mainly relate to a few recognised and creditworthy customers. The credit period is generally for a period of 30 to 45 days (2015: 30 to 45 days). The Group seeks to maintain strict control over its outstanding receivables to minimise the credit risk. Overdue balances are regularly reviewed by the management of the Group. The accounts and bills receivables are non-interest-bearing. At the end of the reporting period, 67% (2015: 76%) and 25% (2015: 18%) of the total accounts and bills receivables were due from the Group's largest customer and the second largest customer, respectively.

An aged analysis of the accounts and bills receivables as at the end of the reporting period, based on the invoice date, is as follows:

		2016 二零一六年 HK\$'000 千港元	2015 二零一五年 HK\$'000 千港元
Within 30 days	30天內	89,233	79,421
31 to 60 days	31至60天	13,614	37,273
61 to 90 days	61至90天	6,132	2,592
Over 90 days	90天以上	2,544	4,906
		111,523	124,192

18. 應收賬款及票據

本集團之應收賬款及票據主要與若干認可及信譽良好的客戶相關。信貸期一般為30天至45天(二零一五年：30天至45天)。本集團致力對未償還應收賬款餘額保持嚴密監控，將信貸風險控制至最低水平。逾期未付之結餘由本集團管理層定期審閱。應收賬款及票據為免息賬款。於報告期末，本集團最大客戶及第二大客戶分別佔本集團應收賬款及票據總額67%(二零一五年：76%)及25%(二零一五年：18%)。

截至本報告期止之應收賬款及票據根據發票日期的賬齡分析如下：

Notes to Financial Statements (Continued) 財務報表附註(續)

31 March 2016
二零一六年三月三十一日

18. ACCOUNTS AND BILLS RECEIVABLES (Continued)

An aged analysis of the accounts and bills receivables that are not considered to be impaired is as follows:

		2016 二零一六年 HK\$'000 千港元	2015 二零一五年 HK\$'000 千港元
Neither past due nor impaired	既無逾期亦無減值	101,598	89,694
Past due:	逾期：		
Within 30 days	30天內	4,881	29,096
31 to 60 days	31至60天	2,825	841
61 to 90 days	61至90天	1,236	2,196
Over 90 days	90天以上	983	2,365
		111,523	124,192

Receivables that are neither past due nor impaired relate to customers for whom there was no recent history of default.

Receivables that were past due but not impaired relate to a number of customers that have a good track records with the Group. Based on past experience, the directors of the Company are of the opinion that no provision for impairment is necessary in respect of these balances as there has not been a significant change in credit quality and the balances are still considered fully recoverable.

19. AVAILABLE-FOR-SALE INVESTMENTS

		2016 二零一六年 HK\$'000 千港元	2015 二零一五年 HK\$'000 千港元
Unlisted investment funds, at cost	非上市投資基金，按成本列賬	-	63,750

The unlisted investment funds represented short-term wealth management products offered by certain commercial banks in the PRC.

As at 31 March 2015, unlisted investment funds with an aggregate carrying amount of HK\$63,750,000 were stated at cost less impairment because these funds did not have quoted market price in an active market and whose fair values cannot be measured reliably.

18. 應收賬款及票據(續)

不視為減值的應收賬款及票據賬齡分析如下：

未逾期亦未減值的應收賬款，與近期並無欠款記錄的客戶相關。

已逾期但未減值的應收賬款與本集團擁有良好的業績記錄的若干客戶相關。根據以往的經驗，本公司董事認為毋須作出減值撥備，因該等結餘並無顯示信貸質素有顯著變動及結餘仍被視為可全數收回。

19. 可供出售投資

非上市投資基金為中國境內若干商業銀行提供的短期理財產品。

於二零一五年三月三十一日，賬面值合共63,750,000港元的非上市投資基金按成本扣除減值列賬，因為非上市投資基金並無活躍市場的市場報價，無法可靠地計量其公平值。

Notes to Financial Statements (Continued) 財務報表附註(續)

31 March 2016
二零一六年三月三十一日

20. CASH AND CASH EQUIVALENTS

		2016 二零一六年 HK\$'000 千港元	2015 二零一五年 HK\$'000 千港元
Cash and bank balances	現金及銀行結存	240,589	196,619
Non-pledged time deposits with original maturity of less than three months	原定到期日少於三個月之 非質押定期存款	14,824	58,780
Cash and cash equivalents	現金及現金等值項目	255,413	255,399

At the end of the reporting period, the cash and bank balances of the Group denominated in Renminbi ("RMB") amounted to HK\$218,745,000 (2015: HK\$198,844,000). RMB is not freely convertible into other currencies. However, under Mainland China's Foreign Exchange Control Regulations and Administration of Settlement, Sale and Payment of Foreign Exchange Regulations, the Group is permitted to exchange RMB for other currencies through banks authorised to conduct foreign exchange business.

Cash at banks earns interest at floating rates based on daily bank deposit rates. Short term time deposits are made for varying periods of between one day and three months depending on the immediate cash requirements of the Group, and earn interest at the respective short term time deposit rates. The bank balances are deposited with creditworthy banks with no recent history of default.

21. ACCOUNTS PAYABLE

An aged analysis of the accounts payable as at the end of the reporting period, based on the invoice date, is as follows:

		2016 二零一六年 HK\$'000 千港元	2015 二零一五年 HK\$'000 千港元
Within 90 days	90天內	128,546	97,785
91 to 180 days	91至180天	954	623
181 to 365 days	181至365天	179	307
Over 365 days	365天以上	3,744	6,375
		133,423	105,090

The accounts payable are non-interest-bearing and are normally settled on 45-day terms.

20. 現金及現金等值項目

於報告期末，本集團以人民幣(「人民幣」)計值的現金及銀行結存為218,745,000港元(二零一五年：198,844,000港元)。人民幣不得自由兌換為其他貨幣。然而根據中國大陸的外匯管理條例以及結匯、售匯及付匯管理規定，本集團獲批准透過獲授權辦理外匯業務之銀行將人民幣兌換為其他貨幣。

存於銀行的現金按每日銀行存款利率之浮動息率賺取利息。本集團按即時現金需要作出一日至三個月之短期定期存款，並分別按短期定期存款利率賺取利息。銀行結餘乃存放於具信譽且近期沒欠款記錄之銀行。

21. 應付賬款

於報告期末之應付賬款根據發票日期的賬齡分析如下：

應付賬款為免息賬款，信貸期一般為45天。

Notes to Financial Statements (Continued) 財務報表附註(續)

31 March 2016
二零一六年三月三十一日

22. BANKING FACILITIES

As at 31 March 2016, the Group's banking facilities were supported by the corporate guarantees executed by the Company and certain subsidiaries of the Company to the extent of HK\$597,375,000, of which an aggregate amount of HK\$197,900,000 was utilised.

As at 31 March 2015, the Group's banking facilities were supported by the corporate guarantees executed by the Company and a subsidiary of the Company to the extent of HK\$339,521,000, of which an aggregate amount of HK\$171,746,000 was utilised, and the Undertaking (note 13).

22. 銀行備用信貸

於二零一六年三月三十一日，本集團的銀行備用信貸以本公司及本公司若干附屬公司簽立的公司擔保作支持，惟上限為597,375,000港元，其中已用合共197,900,000港元。

於二零一五年三月三十一日，本集團之銀行備用信貸以本公司及其一間附屬公司簽立的公司擔保及承諾(附註13)作支持，惟上限為339,521,000港元，其中已用合共171,746,000港元。

23. ACCRUED LIABILITIES AND OTHER PAYABLES

23. 應計負債及其他應付款項

		2016 二零一六年 HK\$'000 千港元	2015 二零一五年 HK\$'000 千港元
Other payables	其他應付款項	28,566	41,985
Accruals	應計費用	55,738	44,627
		84,304	86,612

Other payables of the Group as at 31 March 2016 included a subsidy of HK\$3,280,000 (2015: HK\$3,552,000) received from the People's Government of Yifeng County, Jiangxi Province, the PRC for the construction cost of basic infrastructure by the Group for the development of the investment project in Jiangxi (the "Jiangxi Project"). During the year, an amount of HK\$272,000 (2015: HK\$422,000) was utilised and has been offset against the construction cost.

本集團於二零一六年三月三十一日的其他應付款項包括從中國江西省宜豐縣人民政府所收取3,280,000港元(二零一五年：3,552,000港元)的補助，作為本集團開發江西投資項目(「江西項目」)的基本建設建造成本。年內，已動用272,000港元(二零一五年：422,000港元)並以建築成本抵銷。

Notes to Financial Statements (Continued) 財務報表附註(續)

31 March 2016
二零一六年三月三十一日

24. DERIVATIVE FINANCIAL INSTRUMENTS

24. 衍生金融工具

		2016 二零一六年 HK\$'000 千港元	2015 二零一五年 HK\$'000 千港元
Foreign currency forward contracts	外幣遠期合約	-	9,110

During the year ended 31 March 2015, the Group had entered into various foreign currency forward contracts to manage its foreign currency risk. These foreign currency forward contracts were designated upon initial recognition as fair value through profit or loss. Changes in the fair value of these non-hedging currency derivatives, net, amounting to a loss of HK\$9,980,000 (2015: HK\$2,578,000), were charged to the income statement during the year ended 31 March 2016. The above transactions including derivative financial instruments were conducted with creditworthy financial institutions without recent history of default.

The aggregate monthly notional amount of the outstanding contracts as at 31 March 2015 was US\$5 million. The major terms of the contracts were as follows:

- (i) The Group shall sell US\$1 million or US\$0.5 million for RMB at the contracted rates ranging from US\$1 for RMB6.30 to 6.38 or receive the gain where the spot rate on the fixing date is below the contracted rate.
- (ii) Where the spot rate on the fixing date is above the upper contract rates ranging from US\$1 for RMB6.35 to 6.43, the Group shall sell double the amount of US\$ for RMB at the contracted rate or pay for the loss.
- (iii) Where the spot rate on the fixing date falls within the upper contract rates and contracted rates, no settlement will be required.
- (iv) The contracts are settled at monthly intervals.
- (v) The contracts will be terminated when either the cumulative positive gain reaches a specific amount at any fixing date set out in the relevant agreements or the spot rate on the fixing date is equal to or below the lower contract rates ranging from US\$1 for RMB6.12 to 6.186 in the period specified in the relevant agreements.

截至二零一五年三月三十一日止年度，本集團訂立了多項外幣遠期合約，以管理外幣風險。這些外幣遠期合約初步確認於收益表以公平值計量。截至二零一六年三月三十一日止年度，計入收益表的此等非對沖外幣衍生工具公平值變動淨額為虧損9,980,000港元（二零一五年：2,578,000港元）。上述交易包括衍生金融工具，均與信譽良好，近期並無任何違約記錄的金融機構進行交易。

於二零一五年三月三十一日，未完成合約每月名義總金額為5,000,000美元，合約主要條款如下：

- (i) 倘特定日期之即期匯率低於合約匯率，本集團須以合約匯率1美元兌介乎人民幣6.30元至人民幣6.38元出售1,000,000美元或500,000美元以換取人民幣，或收取收益。
- (ii) 倘特定日期之即期匯率高於較高的合約匯率1美元兌介乎人民幣6.35元至人民幣6.43元，本集團須按合約匯率出售雙倍的美元金額換取人民幣，或支付虧損。
- (iii) 倘特定日期之即期匯率處於較高的合約匯率與合約匯率之間，則毋須進行任何交收。
- (iv) 合約須每月進行交收。
- (v) 合約將於以下情況終止：按照有關協議，任何特定日期之累計正面收益達到特定金額或特定日期之即期匯率相等於或低於有關協議特定期間較低的合約匯率1美元兌介乎人民幣6.12元至人民幣6.186元。

Notes to Financial Statements (Continued) 財務報表附註(續)

31 March 2016
二零一六年三月三十一日

25. INTEREST-BEARING BANK BORROWINGS

25. 計息銀行貸款

		Effective interest rate (%)	實際利率 (%)	Maturity (Note)	到期日 (附註)	2016 二零一六年 HK\$'000 千港元	2015 二零一五年 HK\$'000 千港元
Current	即期						
Bank loans	銀行貸款	1.18% to 1.53% (2015: 1.14% to 1.28%)	1.18%至1.53% (二零一五年： 1.14%至1.28%)	On demand	應要求	197,900	237,621

Note:

As at 31 March 2016, all of the bank borrowings of HK\$197,900,000 were supported by corporate guarantees executed by the Company and certain subsidiaries of the Company. As at 31 March 2015, HK\$144,621,000 out of the bank borrowings of HK\$237,621,000 was supported by corporate guarantees executed by the Company and a subsidiary of the Company and the Undertaking (note 13).

As at 31 March 2016, HK\$105,400,000 (2015: HK\$146,475,000) of the bank borrowings were denominated in US\$.

Based on the maturity terms of the bank borrowings, the amounts repayable in respect of the bank borrowings are analysed as follows:

附註：

於二零一六年三月三十一日，197,900,000港元的銀行借貸全數由本公司及本公司若干附屬公司簽立的公司擔保作支持。於二零一五年三月三十一日，上述237,621,000港元之銀行借貸中，144,621,000港元以本公司及本公司一間附屬公司簽立的公司擔保及承諾作支持(附註13)。

於二零一六年三月三十一日，銀行借貸中105,400,000港元(二零一五年：146,475,000港元)以美元計值。

根據銀行貸款之還款期，銀行貸款應付金額分析如下：

		2016 二零一六年 HK\$'000 千港元	2015 二零一五年 HK\$'000 千港元
Analysed into:	分析為：		
Within one year	一年內	197,900	237,621

Notes to Financial Statements (Continued) 財務報表附註(續)

31 March 2016
二零一六年三月三十一日

26. PENSION SCHEME OBLIGATION

The Group provides benefits for its employees of its subsidiary in Indonesia who achieve the requirement age of 55 years based on the provisions of the Indonesian Labour Law.

The plan is exposed to interest rate risk and the risk of changes in life expectancy.

The most recent actuarial valuations of the present value of the defined benefit obligations were carried out at 31 March 2016 by Biro Pusat Aktuaria, an independent actuary with a licence from the Indonesia Ministry of Finance, using the projected unit credit method. These obligations are not funded by the Group.

The principal actuarial assumptions used as at the end of the reporting period are as follows:

		2016 二零一六年	2015 二零一五年
Discount rate (%)	貼現率(%)	8.3	7.7
Expected rate of salary increases (%)	預計薪金增長率(%)	7.0	7.0

A quantitative sensitivity analysis for significant assumptions as at the end of the reporting period is shown below:

		Increase/ (decrease) in net defined benefit obligation		Increase/ (decrease) in net defined benefit obligation	
		Increase in rate 比率上升 %	界定福利 責任淨值 增加/(減少) HK\$'000 千港元	Decrease in rate 比率下降 %	界定福利 責任淨值 增加/(減少) HK\$'000 千港元
2016	二零一六年				
Discount rate	貼現率	1	(1,139)	1	1,449
Future salary increase	未來薪金增加	1	1,450	1	(1,158)
2015	二零一五年				
Discount rate	貼現率	1	(855)	1	1,100
Future salary increase	未來薪金增加	1	1,093	1	(864)

26. 退休金計劃承擔

本集團遵照印尼勞工法規定，為達到55歲規定年齡的印尼附屬公司僱員，提供福利。

該計劃面臨利率風險及預計壽命變動風險。

定額福利責任現值之最新精算估值由印尼財政部認可獨立精算顧問Biro Pusat Aktuaria採用預測單位信貸精算估值法於二零一六年三月三十一日釐定。該等責任並非由本集團供款。

於報告期末所採用之主要精算假設如下：

於報告期末，重大假設之定量敏感度分析列示如下：

Notes to Financial Statements (Continued) 財務報表附註(續)

31 March 2016
二零一六年三月三十一日

26. PENSION SCHEME OBLIGATION (Continued)

The sensitivity analysis above has been determined based on a method that extrapolates the impact on net defined benefit obligation as a result of reasonable changes in key assumptions occurring at the end of the reporting period. The sensitivity analysis is based on a change in a significant assumption, keeping all other assumptions constant. The sensitivity analysis may not be representative of an actual change in the defined benefit obligations as it is unlikely that changes in assumptions would occur in isolation of one another.

The total expenses recognised in the consolidated income statement in respect of the plan are as follows:

		2016 二零一六年 HK\$'000 千港元	2015 二零一五年 HK\$'000 千港元
Current service cost	現有服務成本	2,179	2,071
Past service cost	過去服務成本	-	8
Interest cost	利息成本	323	192
Net benefit expenses	福利開支淨額	2,502	2,271
Recognised in cost of sales	於銷售成本確認	2,096	1,916
Recognised in administrative expenses	於行政開支確認	406	355
		2,502	2,271

The movements in the present value of the defined benefit obligations are as follows:

		2016 二零一六年 HK\$'000 千港元	2015 二零一五年 HK\$'000 千港元
At 1 April	於四月一日	4,446	2,425
Current service cost	現有服務成本	2,179	2,071
Past service cost	過去服務成本	-	8
Interest cost	利息成本	323	192
Actuarial losses/(gains)	精算虧損/(收益)	(666)	277
Benefits paid	已付福利	(32)	-
Exchange differences	匯兌差額	(11)	(527)
At 31 March	於三月三十一日	6,239	4,446

26. 退休金計劃承擔(續)

上述敏感度分析乃根據主要推斷假設於報告期結算日發生之合理變動對定額福利責任淨額之影響之方法而確定。敏感度分析乃基於在所有其他假設不變的情況下就一項重大假設的改變而進行。敏感度分析不表示定額福利責任的實際改變，因該等假設的改變通常不會單獨發生。

就該計劃於綜合收益表確認之開支總額如下：

定額福利責任現值之變動如下：

Notes to Financial Statements (Continued) 財務報表附註(續)

31 March 2016
二零一六年三月三十一日

26. PENSION SCHEME OBLIGATION (Continued)

The movements in the defined benefit obligations are as follows:

2016

	Pension cost charged to the income statement 於收益表扣除之退休金成本				Remeasurement (gains)/losses in other comprehensive income 其他全面收益之重新計量(收益)/虧損					31 March 2016 於二零一六年 三月三十一日 HK\$'000 千港元
	1 April 2015 於二零一五年 四月一日 HK\$'000 千港元	Service cost 服務成本 HK\$'000 千港元	Net interest 利息淨額 HK\$'000 千港元	Sub-total included in the income statement 計入收益表 之小計 HK\$'000 千港元	Benefits paid 已付福利 HK\$'000 千港元	Actuarial changes arising from changes in financial assumptions 財務假設 變動產生之 精算變動 HK\$'000 千港元	Actuarial changes arising from changes in experience adjustments 經驗調整 產生的 精算變動 HK\$'000 千港元	Sub-total included in other comprehensive income 計入其他 全面收益之 小計 HK\$'000 千港元	Exchange differences on a foreign plan 境外計劃的 匯兌差額 HK\$'000 千港元	
Defined benefit obligations 定額福利責任	4,446	2,179	323	2,502	(32)	(514)	(152)	(666)	(11)	6,239

26. 退休金計劃承擔(續)

定額福利責任之變動如下：

二零一六年

2015

	Pension cost charged to the income statement 於收益表扣除之退休金成本				Remeasurement (gains)/losses in other comprehensive income 其他全面收益之重新計量(收益)/虧損					31 March 2015 於 二零一五年 三月三十一日 HK\$'000 千港元
	1 April 2014 於 二零一四年 四月一日 HK\$'000 千港元	Service cost 服務成本 HK\$'000 千港元	Net interest 利息淨額 HK\$'000 千港元	Sub-total included in the income statement 計入收益表 之小計 HK\$'000 千港元	Benefits paid 已付福利 HK\$'000 千港元	Actuarial changes arising from changes in financial assumptions 財務假設 變動產生之 精算變動 HK\$'000 千港元	Actuarial changes arising from changes in experience adjustments 經驗調整 產生的 精算變動 HK\$'000 千港元	Sub-total included in other comprehensive income 計入其他 全面收益之 小計 HK\$'000 千港元	Exchange differences on a foreign plan 境外計劃的 匯兌差額 HK\$'000 千港元	
Defined benefit obligations 定額福利責任	2,425	2,079	192	2,271	-	432	(155)	277	(527)	4,446

Notes to Financial Statements (Continued) 財務報表附註(續)

31 March 2016
二零一六年三月三十一日

26. PENSION SCHEME OBLIGATION (Continued)

The major categories of the fair value of the total plan assets are as follows:

		2016 二零一六年 HK\$'000 千港元	2015 二零一五年 HK\$'000 千港元
Equity instruments	股本工具	N/A 不適用	N/A 不適用
Debt instruments	債務工具	N/A 不適用	N/A 不適用
Property	物業	N/A 不適用	N/A 不適用

Expected contributions to be made in the future years out of the defined benefit obligations are as follows:

		2016 二零一六年 HK\$'000 千港元	2015 二零一五年 HK\$'000 千港元
Within the next 12 months	未來12個月內	-	-
Between 2 and 5 years	2至5年	108	-
Between 5 and 10 years	5至10年	800	499
Over 10 years	10年以上	738,286	538,493
Total expected payments	預期付款總額	739,194	538,992

The average duration of the defined benefit obligation at the end of the reporting period is 19.12 years (2015: 26.76 years).

26. 退休金計劃承擔(續)

計劃資產總值之公平值之主要類別如下：

未來數年之定額福利責任預期供款情況如下：

定額福利責任於報告期末的平均持續時間為19.12年(二零一五年：26.76年)。

Notes to Financial Statements (Continued) 財務報表附註(續)

31 March 2016
二零一六年三月三十一日

27. DEFERRED TAX LIABILITIES

27. 遞延稅項負債

		Accelerated tax depreciation	Asset revaluation	Withholding taxes on undistributed profits of PRC subsidiaries 中國附屬公司 未分派溢利 之預扣稅	Total
		加速 稅項折舊 HK\$'000 千港元	資產重估 HK\$'000 千港元	HK\$'000 千港元	總計 HK\$'000 千港元
At 1 April 2014	於二零一四年四月一日	180	9,817	4,577	14,574
Deferred tax charged to the consolidated income statement during the year (note 10)	年內在綜合收益表扣除的遞延稅項(附註10)	-	-	2,341	2,341
Withholding tax on repatriation of earnings from subsidiaries in the PRC	中國附屬公司匯出利潤的預扣稅	-	-	(1,500)	(1,500)
Exchange realignment	匯兌調整	-	10	-	10
At 31 March 2015	於二零一五年三月三十一日	180	9,827	5,418	15,425
At 1 April 2015	於二零一五年四月一日	180	9,827	5,418	15,425
Deferred tax charged to the consolidated income statement during the year (note 10)	年內在綜合收益表扣除的遞延稅項(附註10)	-	-	1,630	1,630
Withholding tax on repatriation of earnings from subsidiaries in the PRC	中國附屬公司匯出利潤的預扣稅	-	-	(2,879)	(2,879)
Exchange realignment	匯兌調整	-	(398)	-	(398)
At 31 March 2016	於二零一六年三月三十一日	180	9,429	4,169	13,778

Notes to Financial Statements (Continued) 財務報表附註(續)

31 March 2016
二零一六年三月三十一日

27. DEFERRED TAX LIABILITIES (Continued)

Pursuant to the PRC Tax Law, a 10% withholding tax is levied on dividends declared to foreign investors from the foreign investment enterprises established in Mainland China. The requirement is effective from 1 January 2008 and applies to earnings accrued after 31 December 2007. A lower withholding tax rate may be applied if there is a tax treaty between Mainland China and the jurisdiction of the foreign investors. For the Group, the applicable rates is 5% (2015: 5%). In estimating the withholding taxes on dividends expected to be distributed by those subsidiaries established in Mainland China in respect of earnings generated from 1 January 2008, the directors have made an assessment based on the factors which included the dividend policy and the level of capital and working capital required for the Group's operations in the foreseeable future. The aggregate amount of temporary differences associated with the investments in subsidiaries in Mainland China for which deferred tax liabilities have not been recognised totalled approximately HK\$28,805,000 (2015: approximately HK\$37,237,000).

The Group has estimated tax losses arising in Mainland China and Indonesia of HK\$73,596,000 (2015: HK\$107,623,000) and HK\$23,270,000 (2015: HK\$33,959,000), respectively, that will expire in five years for offsetting against future taxable profits. Deferred tax assets have not been recognised in respect of those losses as the directors consider that it is uncertain whether sufficient taxable profits will be available against which the tax losses can be utilised. There are no income tax consequences attaching to the payment of dividends by the Company to its shareholders.

27. 遞延稅項負債(續)

根據中國稅法，於中國大陸成立之外商投資企業向外商投資者宣派之股息將被徵收10%預扣稅。該規定於二零零八年一月一日生效，並適用於二零零七年十二月三十一日後產生之盈利。倘中國大陸與外商投資者之司法權區訂立稅務條約，則可降低其適用預扣稅稅率。本集團之適用稅率為5%(二零一五年：5%)。在估計該等中國大陸成立附屬公司就二零零八年一月一日後產生的盈利預期派發股息所繳納的預扣稅時，董事已評估包括股息政策及本集團營運在可見未來所需資本及營運資金水平等因素。未確認遞延稅項負債的中國大陸附屬公司之投資的暫時性差額總額合共為約28,805,000港元(二零一五年：約37,237,000港元)。

本集團預計於中國大陸及印尼產生之稅項虧損分別為73,596,000港元(二零一五年：107,623,000港元)及23,270,000港元(二零一五年：33,959,000港元)將於五年內到期，用作抵銷日後應課稅溢利。董事認為不確定有足夠的應課稅溢利抵銷可利用的稅項虧損，所以並無確認遞延稅項資產。本公司向其股東派發股息概無附帶所得稅後果。

Notes to Financial Statements (Continued) 財務報表附註(續)

31 March 2016
二零一六年三月三十一日

28. ISSUED CAPITAL

		2016 二零一六年 HK\$'000 千港元	2015 二零一五年 HK\$'000 千港元
Authorised: 10,000,000,000 ordinary shares of HK\$0.01 each	法定股本： 10,000,000,000股 每股面值0.01港元之普通股	100,000	100,000
Issued and fully paid: 499,680,000 ordinary shares of HK\$0.01 each	已發行及繳足： 499,680,000股 每股面值0.01港元之普通股	4,997	4,997

29. RESERVES

The amounts of the Group's reserves and the movements therein for the current and prior years are presented in the consolidated statement of changes in equity of the financial statements.

The capital reserve of the Group represents the difference between the aggregate of the nominal value of the share capital of the subsidiaries acquired by the Company pursuant to a group reorganisation (the "Reorganisation") in August 2003, and the nominal value of the share capital of the Company issued in exchange therefor and the existing 1,000,000 shares of HK\$0.01 each credited as fully paid, at par.

In accordance with the relevant PRC regulations, subsidiaries registered in the PRC are required to transfer a certain of their profits after tax, as determined under the PRC accounting regulations, to the statutory surplus reserve, until the balance of the reserve reaches 50% of their respective registered capital. Subject to certain restrictions as set out in the relevant PRC regulations, the statutory surplus reserve may be used to offset against accumulated losses.

28. 已發行股本

29. 儲備

本集團於本年度及過往年度之儲備金額及其變動詳情於財務報表中之綜合權益變動表呈列。

本集團資本儲備指本公司根據二零零三年八月之集團重組(「重組」)所收購附屬公司的股本面值總額，與就此發行之本公司股本面值及現有1,000,000股每股面值0.01港元按面值入賬列作繳足股份間之差額。

根據有關中國規例，在中國註冊的附屬公司須將若干除稅後溢利(按中國會計規例釐定)轉撥至法定盈餘儲備，直至該儲備的結餘達到其各自註冊資本50%。在有關中國規例所載若干限制規限下，法定盈餘儲備可用作抵銷累積虧損。

Notes to Financial Statements (Continued) 財務報表附註(續)

31 March 2016
二零一六年三月三十一日

30. NOTES TO THE CONSOLIDATED STATEMENT OF CASH FLOWS

Major non-cash transactions

(i) Deregistration of a subsidiary

		2016 二零一六年 HK\$'000 千港元
Net assets/liabilities disposed of:	所出售的資產／負債淨值：	
Prepayments, deposits and other receivables	預付款項、按金及其他應收款	653
Accrued liabilities and other payables	應計負債及其他應付款項	(809)
Tax payable	應付稅項	(1,630)
		(1,786)
Realisation of exchange fluctuation reserve	匯率波動儲備之兌現	6,955
Loss on deregistration of a subsidiary (note 7)	註銷一間附屬公司之虧損(附註7)	5,169

There was no net inflow/outflow of cash and cash equivalents in respect of the deregistration of a subsidiary during the year.

(ii) During the year, the Group purchased a motor vehicle at a consideration of HK\$695,000 (2015: Nil) which was settled by cash of HK\$550,000 (2015: Nil) and disposal of a motor vehicle at a consideration of HK\$145,000 (2015: Nil).

(iii) As at 31 March 2016, HK\$513,000 (2015: Nil) out of the aggregate considerations for disposal of items of property, plant and equipment of HK\$2,191,000 (2015: Nil) remained unsettled and recorded in "prepayments, deposits and other receivables" in the consolidated statement of financial position.

30. 綜合現金流量表附註

主要非現金交易

(i) 註銷一間附屬公司

年內並無有關註銷附屬公司的現金及現金等值項目流入／流出淨額。

(ii) 年內，本集團購入一輛汽車，代價為695,000港元(二零一五年：無)，以現金550,000港元(二零一五年：無)及以代價145,000港元(二零一五年：無)出售一輛汽車支付。

(iii) 於二零一六年三月三十一日，出售物業、廠房及設備項目的2,191,000港元總代價(二零一五年：無)中，513,000港元(二零一五年：無)尚未清算，並於綜合財務狀況表「預付款項、按金及其他應收款」內入賬。

Notes to Financial Statements (Continued) 財務報表附註(續)

31 March 2016
二零一六年三月三十一日

31. CONTINGENT LIABILITIES

The Group did not have any significant contingent liabilities not provided for at the end of the reporting period (2015: Nil).

As at 31 March 2016, corporate guarantees to banks to the extent of HK\$597,375,000 were given by the Company and certain subsidiaries of the Company (2015: HK\$339,521,000 were given by the Company and a subsidiary of the Company and the Undertaking (note 13)) for banking facilities granted to certain subsidiaries of the Company, which were utilised to the extent of HK\$197,900,000 (2015: HK\$171,746,000) at the end of the reporting period (note 22).

32. COMMITMENTS

The Group had the following capital commitments at the end of the reporting period:

31. 或然負債

於報告期末，本集團並無任何尚未撥備之重大或然負債(二零一五年：無)。

於二零一六年三月三十一日，本公司及本公司若干附屬公司向銀行提供597,375,000港元公司擔保(二零一五年：本公司及本公司若干附屬公司向銀行提供339,521,000港元公司擔保及承諾(附註13))，以取得授予本公司若干附屬公司的銀行備用信貸，其中於報告期末已用197,900,000港元(二零一五年：171,746,000港元)(附註22)。

32. 承擔

本集團於報告期末之資本承擔如下：

		2016 二零一六年 HK\$'000 千港元	2015 二零一五年 HK\$'000 千港元
Contracted, but not provided for:	已訂約但未撥備：		
Construction of factories and purchases of machinery and equipment for the Jiangxi Project	建設江西項目之廠房及購買機器及設備	354	155
Construction of factories and purchases of machinery and equipment for the investment project in Indonesia (the "Indonesia Project")	建設印尼投資項目(「印尼項目」)之廠房及購買機器及設備	10,035	1,488
Purchases of items of machinery and equipment	購買機器及設備項目	863	2,916
Renovation of factories	裝修廠房	-	116
		11,252	4,675
Authorised, but not contracted for:	已授權但未訂約：		
Investment in the Jiangxi Project	投資於江西項目	29,091	1,550
Investment in the Indonesia Project	投資於印尼項目	20,584	4,462
Renovation of factories and purchases of items of machinery and equipment	裝修廠房及購買機器及設備項目	12,595	-
		62,270	6,012

Notes to Financial Statements (Continued) 財務報表附註(續)

31 March 2016
二零一六年三月三十一日

33. RELATED PARTY TRANSACTIONS

The directors are the key management personnel of the Group. Details of their remuneration are disclosed in note 8 to the financial statements.

33. 關連人士交易

董事為本集團之主要管理人員。彼等薪酬之詳情於財務報表附註8披露。

34. FINANCIAL INSTRUMENTS BY CATEGORY

The carrying amounts of each of the categories of financial instruments as at the end of the reporting period are as follows:

34. 金融工具分類

各類金融工具於報告期末的賬面值如下：

2016

Financial assets

二零一六年

金融資產

		Loans and receivables 貸款及應收款項 HK\$'000 千港元
Accounts and bills receivables	應收賬款及票據	111,523
Financial assets included in prepayments, deposits and other receivables	列入預付款項、按金及其他應收款的金融資產	5,477
Cash and cash equivalents	現金及現金等值項目	255,413
		372,413

Financial liabilities

金融負債

		Financial liabilities at amortised cost 按攤銷成本列賬的金融負債 HK\$'000 千港元
Accounts payable	應付賬款	133,423
Financial liabilities included in accrued liabilities and other payables	列入應計負債及其他應付款項的金融負債	21,442
Interest-bearing bank borrowings	計息銀行貸款	197,900
		352,765

Notes to Financial Statements (Continued) 財務報表附註(續)

31 March 2016
二零一六年三月三十一日

34. FINANCIAL INSTRUMENTS BY CATEGORY

(Continued)

2015

Financial assets

		Loans and receivables 貸款及應收款項 HK\$'000 千港元	Available-for-sale financial assets 可供出售投資 HK\$'000 千港元	Total 總計 HK\$'000 千港元
Accounts and bills receivables	應收賬款及票據	124,192	–	124,192
Financial assets included in prepayments, deposits and other receivables	列入預付款項、按金及其他應收款的金融資產	8,056	–	8,056
Available-for-sale investments	可供出售投資	–	63,750	63,750
Cash and cash equivalents	現金及現金等值項目	255,399	–	255,399
		387,647	63,750	451,397

34. 金融工具分類(續)

二零一五年

金融資產

Financial liabilities

金融負債

		Financial liabilities at fair value through profit or loss – held for trading 按公平值在損益列賬的金融負債—持作買賣 HK\$'000 千港元	Financial liabilities at amortised cost 按攤銷成本列賬的金融負債 HK\$'000 千港元	Total 總計 HK\$'000 千港元
Accounts payable	應付賬款	–	105,090	105,090
Financial liabilities included in accrued liabilities and other payables	列入應計負債及其他應付款項的金融負債	–	32,213	32,213
Derivative financial instruments	衍生金融工具	9,110	–	9,110
Interest-bearing bank borrowings	計息銀行貸款	–	237,621	237,621
		9,110	374,924	384,034

Notes to Financial Statements (Continued) 財務報表附註(續)

31 March 2016
二零一六年三月三十一日

35. FAIR VALUE HIERARCHY OF FINANCIAL INSTRUMENTS

The fair values of the Group's financial instruments, other than those with carrying amounts that reasonably approximate to fair values, are as follows:

Liabilities measured at fair value:

		Fair value measurement using significant observable inputs (Level 2) 採用重大可觀察輸入項目的公平值計量(第2級)	
		2016 二零一六年 HK\$'000 千港元	2015 二零一五年 HK\$'000 千港元
Derivative financial instruments	衍生金融工具	-	9,110

As at 31 March 2016, the Group had no financial instruments measured at fair value under Level 1 (2015: Nil), Level 2 (2015: HK\$9,110,000) or Level 3 (2015: Nil).

During the years ended 31 March 2016 and 2015, there were no transfers of fair value measurements between Level 1 and Level 2 and no transfers into or out of Level 3 for both financial assets and financial liabilities.

35. 金融工具的公平值等級

本集團金融工具的公平值(賬面值與公平值合理相若除外)如下:

按公平值計量的負債:

於二零一六年三月三十一日,本集團並無任何以第1級(二零一五年:無)、第2級(二零一五年:9,110,000港元)或第3級(二零一五年:無)公平值計量的金融工具。

截至二零一六年及二零一五年三月三十一日止年度,金融資產及金融負債的公平值計量均無任何第1級與第2級之間轉移,亦無任何轉入至或轉出自第3級。

Notes to Financial Statements (Continued)

財務報表附註(續)

31 March 2016
二零一六年三月三十一日

36. FINANCIAL RISK MANAGEMENT OBJECTIVES AND POLICIES

The Group's principal financial instruments comprise interest-bearing bank borrowings, and cash and cash equivalents. The main purpose of these financial instruments is to raise finance for the Group's operations. The Group has various other financial assets and liabilities such as accounts and bills receivables, financial assets included in prepayments, deposits and other receivables, available-for-sale investments, cash and cash equivalents, accounts payable, financial liabilities included in accrued liabilities and other payables, derivative financial instruments and interest-bearing bank borrowings which arise directly from its operations.

The main risks arising from the Group's financial instruments are interest rate risk, foreign currency risk, liquidity risk and credit risk. The board of directors reviews and agrees policies for managing each of these risks and they are summarised below.

Interest rate risk

The Group's exposure to the risk of changes in market interest rates relates primarily to the Group's interest-bearing bank borrowings with floating interest rates.

The Group regularly reviews and monitors the floating interest rate borrowings in order to manage its interest rate risk. The interest-bearing bank borrowings, and cash and cash equivalents are stated at amortised cost and not revalued on a periodic basis. Floating rate interest income and expenses are credited/charged to the income statement as earned/incurred.

The following table demonstrates the sensitivity to a reasonably possible change in interest rates, with all other variables held constant, of the Group's net profit (through the impact on floating rate borrowings).

		Increase in interest rate (basis points) 利率增加(基點)	Decrease in net profit 純利減少 HK\$'000 千港元
2016	二零一六年	100	1,652
2015	二零一五年	100	2,376

36. 財務風險管理之目標及政策

本集團的主要金融工具包括計息銀行貸款及現金及現金等值項目。該等金融工具之主要目的為籌集本集團營運所需資金。本集團擁有應收賬款及票據、預付款項、按金及其他應收款項所包含的金融資產、可供出售投資、現金及現金等值項目、應付賬款、應計負債及其他應付款項所包含的金融負債、衍生金融工具及計息銀行貸款等各種其他金融資產及負債，乃於其營運時直接產生。

本集團金融工具之主要風險乃來自利率風險、外匯風險、流動資金風險及信貸風險。董事會審閱並協定管理各項有關風險之政策，概述如下：

利率風險

本集團所承受之市場利率變動風險主要與本集團按浮動利率計息的銀行借貸有關。

本集團定期審查及監察浮息借貸以管理其利率風險。計息銀行貸款、現金及現金等值項目按攤銷成本入賬，而不會定期重估。浮息收入及支出於收益表按已賺取/已產生予以進賬/扣除。

下表顯示倘所有其他變量保持不變，本集團純利(因浮息借貸影響)對利率之合理可能變動的敏感性。

Notes to Financial Statements (Continued) 財務報表附註(續)

31 March 2016
二零一六年三月三十一日

36. FINANCIAL RISK MANAGEMENT OBJECTIVES AND POLICIES (Continued)

Foreign currency risk

The Group has transactional currency exposures. Such exposures arise from a substantial portion of sales or purchases by operating units in United States Dollars ("US\$") and RMB. As the foreign currency risks arising from sales and purchases can be set off with each other given that the Hong Kong dollars are pegged to US\$, the Group believes its exposure to exchange rate risk is minimal. It is the policy of the Group to continue maintaining the balance of its sales and purchases in the same currency.

During the year ended 31 March 2015, considering the appreciation of RMB, the Group had entered into foreign currency forward contracts to manage the foreign currency risk arising from the Group's operations. As the functional currency of the PRC subsidiaries is RMB and the Group's financial statements are reported in Hong Kong dollars, there will be a translation credit/(debit) to the exchange fluctuation reserve as a result of RMB appreciation/(depreciation). The majority of the Group's operating assets are located in Mainland China and denominated in RMB.

The following table demonstrates the sensitivity at the end of the reporting period to a reasonably possible change in the RMB exchange rate, with all other variables held constant, of the Group's net profit (due to changes in the fair value of monetary assets and liabilities).

(i) **Sensitivities analysis on monetary items denominated in RMB:**

		Increase/ (decrease) in exchange rate 匯率上升/ (下跌)	Increase/ (decrease) in net profit 純利增加/ (減少) HK\$'000 千港元
2016	二零一六年		
If HK\$ strengthens against RMB	倘港元兌人民幣升值	3%	(451)
If HK\$ weakens against RMB	倘港元兌人民幣貶值	(3%)	451
2015	二零一五年		
If HK\$ strengthens against RMB	倘港元兌人民幣升值	3%	(690)
If HK\$ weakens against RMB	倘港元兌人民幣貶值	(3%)	690

36. 財務風險管理之目標及政策(續)

外匯風險

本集團承受交易貨幣風險。有關風險主要由營運單位以美元(「美元」)及人民幣進行買賣產生。由於港元與美元掛鈎，買賣產生之外匯風險可以互相抵銷，本集團相信其外匯風險輕微。本集團將繼續維持以相同貨幣進行買賣之平衡政策。

截至二零一五年三月三十一日止年度，考慮到人民幣升值，本集團訂立了外幣遠期合約，以管理本集團營運的外匯風險。由於中國附屬公司以人民幣為功能貨幣及本集團之財務報表乃以港元呈報，故人民幣升值/(貶值)將會產生計入/(扣除自)匯率波動儲備的匯兌盈虧。本集團大部分營運資產均位於中國大陸，並以人民幣計值。

下表列示人民幣匯率於報告期末可能出現之合理變動(所有其他變量維持不變)而對本集團純利之敏感度(由於貨幣資產及負債公平值變動)。

(i) **以人民幣計值的貨幣項目的敏感度分析**

Notes to Financial Statements (Continued) 財務報表附註(續)

31 March 2016
二零一六年三月三十一日

36. FINANCIAL RISK MANAGEMENT OBJECTIVES AND POLICIES (Continued)

Foreign currency risk (Continued)

(ii) Sensitivities analysis on foreign currency forward contracts:

		Increase/ (decrease) in exchange rate 匯率上升/ (下跌)	Increase/ (decrease) in net profit 純利增加/ (減少) HK\$'000 千港元
2015	二零一五年		
If US\$ strengthens against RMB	倘美元兌人民幣升值	3%	(33,257)
If US\$ weakens against RMB	倘美元兌人民幣貶值	(3%)	9,123

As at 31 March 2016, no foreign currency forward contracts were outstanding, so no sensitivity analysis was presented as at 31 March 2016.

Liquidity risk

The Group monitors its risk to a shortage of funds using a recurring liquidity planning tool. This tool considers the maturity of both its financial instruments and financial assets (e.g., accounts and bills receivables) and the projected cash flows from operations.

The Group maintains a balance between continuity of funding and flexibility through the use of interest-bearing bank borrowings and other banking facilities. The directors have reviewed the Group's working capital and capital expenditure requirements and determined that the Group has no significant liquidity risk.

36. 財務風險管理之目標及政策(續)

外匯風險(續)

(ii) 外幣遠期合約的敏感度分析

於二零一六年三月三十一日，並無未清算外幣遠期合約，故並無就二零一六年三月三十一日進行敏感度分析。

流動資金風險

本集團使用經常性流動資金規劃工具監察資金短缺之風險。該項工具會考慮金融工具及金融資產(如應收賬款及票據)之到期情況，以及營運帶來之現金流量預測。

本集團透過使用計息銀行貸款及其他銀行備用信貸，維持資金持續供應及靈活性之間的平衡。董事已檢討本集團的營運資金及資本支出需求，並認為本集團並無重大的流動資金風險。

Notes to Financial Statements (Continued) 財務報表附註(續)

31 March 2016
二零一六年三月三十一日

36. FINANCIAL RISK MANAGEMENT OBJECTIVES AND POLICIES (Continued)

Liquidity risk (Continued)

The maturity profile of the Group's financial liabilities as at the end of the reporting period, based on the contractual undiscounted payments, was as follows:

2016

		On demand or within one year 應要求 或一年內 HK\$'0000 千港元
Accounts payable	應付賬款	133,423
Financial liabilities included in accrued liabilities and other payables	列入應計負債及其他應付款項的金融負債	21,442
Interest-bearing bank borrowings	計息銀行貸款	198,159
		353,024

2015

		On demand or within one year 應要求 或一年內 HK\$'0000 千港元
Accounts payable	應付賬款	105,090
Financial liabilities included in accrued liabilities and other payables	列入應計負債及其他應付款項的金融負債	32,213
Derivative financial instruments	衍生金融工具	9,110
Interest-bearing bank borrowings	計息銀行貸款	238,894
		385,307

36. 財務風險管理之目標及政策(續)

流動資金風險(續)

於報告期末，本集團在根據合約未貼現付款計算之金融負債到期情況如下：

二零一六年

二零一五年

Notes to Financial Statements (Continued) 財務報表附註(續)

31 March 2016
二零一六年三月三十一日

36. FINANCIAL RISK MANAGEMENT OBJECTIVES AND POLICIES (Continued)

Credit risk

The Group trades only with recognised and creditworthy third parties. It is the Group's policy that all customers who wish to trade on credit terms are subject to credit verification procedures. In addition, receivable balances are monitored on an ongoing basis.

Since the Group trades only with recognised and creditworthy third parties, there is generally no requirement for collateral.

The credit risk of the Group's other financial assets, which comprise cash and cash equivalents and financial assets included in prepayments, deposits and other receivables, arises from default of the counterparty, with a maximum exposure equal to the carrying amounts of these instruments.

Capital management

The primary objectives of the Group's capital management are to safeguard the Group's ability to continue as a going concern and to maintain healthy capital ratios in order to support its business and maximise shareholders' value.

The Group manages its capital structure and makes adjustments to it in light of changes in economic conditions and the risk characteristics of the underlying assets. To maintain or adjust the capital structure, the Group may adjust the dividend payment to shareholders, return capital to shareholders or issue new shares. No changes were made in the objectives, policies or processes for managing capital during the years ended 31 March 2016 and 2015.

The Group monitors capital using a current ratio, which is total current assets divided by total current liabilities. The Group's policy is to keep the current ratio above 1.

36. 財務風險管理之目標及政策(續)

信貸風險

本集團僅與認可及信譽良好的第三方進行交易。本集團會對以除賬方式交易的所有客戶進行信貸審查。此外，應收款項結餘亦會作持續監察。

由於本集團僅與認可及信譽良好的第三方進行交易，因此一般情況下無需要取得抵押品。

本集團其他金融資產(包括現金及現金等值項目及預付款項、按金及其他應收款項所包含的金融資產)之信貸風險乃源自對方未能付款，所承受之最大風險相當於該等工具之賬面值。

資本管理

本集團管理資本之主要目標為保障本集團繼續以持續基準經營之能力，以及將資本比率維持於健康水平，以為其業務提供支持及提高股東價值。

本集團因應經濟狀況變動及有關資產之風險特徵管理其資本架構及作出調整。為維持或調整資本架構，本集團可能須調整支給予股東之股息、向股東發還資本或發行新股。於截至二零一六年及二零一五年三月三十一日止年度內，有關管理資本之目標、政策或程序並無變動。

本集團以流動比率(以總流動資產除以總流動負債計算)監察其資本。本集團之政策為將流動比率維持於1以上之水平。

Notes to Financial Statements (Continued) 財務報表附註(續)

31 March 2016
二零一六年三月三十一日

37. STATEMENT OF FINANCIAL POSITION OF THE COMPANY

Information about the statement of financial position of the Company at the end of the reporting period is as follows:

37. 本公司財務狀況表

有關本公司於報告期末的財務狀況表的資料如下：

		2016 二零一六年 HK\$'000 千港元	2015 二零一五年 HK\$'000 千港元
NON-CURRENT ASSETS	非流動資產		
Investments in subsidiaries	於附屬公司之投資	43,368	43,368
CURRENT ASSETS	流動資產		
Due from subsidiaries	應收附屬公司	1,374,034	1,219,747
Loan to a subsidiary	貸款予附屬公司	61,675	218,400
Prepayments	預付款項	151	130
Cash and cash equivalents	現金及現金等值項目	575	9,270
Total current assets	流動資產總值	1,436,435	1,447,547
CURRENT LIABILITIES	流動負債		
Due to subsidiaries	應付附屬公司	660,114	640,768
Accrued liabilities	應計負債	15	2
Derivative financial instruments	衍生金融工具	-	7,523
Interest-bearing bank borrowings	計息銀行貸款	61,675	96,875
Tax payable	應付稅項	1,251	1,431
Total current liabilities	流動負債總值	723,055	746,599
NET CURRENT ASSETS	流動資產淨值	713,380	700,948
Net assets	資產淨值	756,748	744,316
EQUITY	資本		
Issued capital	已發行股本	4,997	4,997
Reserves (note)	儲備(附註)	751,751	739,319
Total equity	資本總值	756,748	744,316

Notes to Financial Statements (Continued) 財務報表附註(續)

31 March 2016
二零一六年三月三十一日

37. STATEMENT OF FINANCIAL POSITION OF THE COMPANY (Continued)

Note:

A summary of the Company's reserves is as follows:

	Notes 附註	Share premium account 股份溢價賬 HK\$'000 千港元	Capital reserve 資本儲備 HK\$'000 千港元	Retained profits 留存溢利 HK\$'000 千港元	Total 總計 HK\$'000 千港元
At 1 April 2014		472,586	43,088	118,300	633,974
Profit and total comprehensive income for the year	於二零一四年四月一日 年內溢利及 全面收益總額	-	-	135,325	135,325
Interim 2015 dividend	二零一五年中期股息	11	-	(29,980)	(29,980)
At 31 March 2015 and 1 April 2015		472,586	43,088	223,645	739,319
Profit and total comprehensive income for the year	於二零一五年 三月三十一日及 二零一五年四月一日 年內溢利及 全面收益總額	-	-	104,873	104,873
Final 2015 dividend	二零一五年末期股息	11	-	(32,479)	(32,479)
Interim 2016 dividend	二零一六年中期股息	11	-	(59,962)	(59,962)
At 31 March 2016		472,586	43,088	236,077	751,751
	於二零一六年 三月三十一日				

The capital reserve of the Company represents the excess of the then consolidated net assets of the subsidiaries acquired by the Company pursuant to the Reorganisation over the nominal value of the share capital of the Company issued in exchange thereof. Under the Companies Law of the Cayman Islands, the capital reserve may be distributed to the shareholders of the Company, provided that immediately following the date on which the dividend is proposed to be distributed, the Company will be in a position to pay off its debts as and when they fall due in the ordinary course of business.

38. APPROVAL OF THE FINANCIAL STATEMENTS

The financial statements were approved and authorised for issue by the board of directors of the Company on 24 June 2016.

37. 本公司財務狀況表(續)

附註：

本公司儲備之概要如下：

本公司資本儲備指本公司根據重組所收購附屬公司當時的綜合資產淨值，超出為此發行之本公司股本面值之差額。根據開曼群島公司法，資本儲備可分派予本公司股東，惟於緊隨建議派付股息日期後，本公司必須能償還其日常業務中到期債項。

38. 財務報表之批准

財務報表已於二零一六年六月二十四日獲本公司董事會批准並授權刊行。



Eagle Nice (International) Holdings Limited
鷹美(國際)控股有限公司*

(Incorporated in the Cayman Islands with limited liability)
(於開曼群島註冊成立之有限公司)

Units 0902-0903 & 0905-0906
9th Floor, Tower B
Regent Centre
70 Ta Chuen Ping Street
Kwai Chung
New Territories
Hong Kong

香港
新界
葵涌
打磚坪街 70 號
麗晶中心
B座9樓
0902-0903室及0905-0906室