



PINE TECHNOLOGY
HOLDINGS LIMITED

2016

STOCK CODE **1079**



Contents

PINE Technology Holdings Limited and XFX Family of Brands

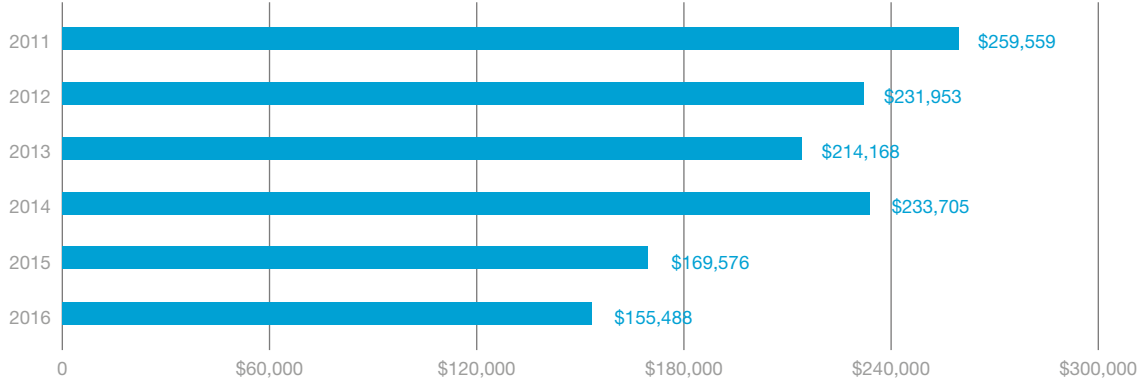
	<i>Page(s)</i>
Financial Highlights	2
Corporate Information	3
Corporate Profile	4
Chairman’s Statement	5
Management Discussion and Analysis	6-7
Management Profile	8-9
Corporate Governance Report	10-17
Directors’ Report	18-23
Independent Auditor’s Report	24-25
Consolidated Statement of Profit or Loss and Other Comprehensive Income	26
Consolidated Statement of Financial Position	27-28
Consolidated Statement of Changes in Equity	29
Consolidated Statement of Cash Flows	30-31
Notes to the Consolidated Financial Statements	32-79
Five Years Financial Summary	80

Financial Highlights

PINE Technology Holdings Limited and XFX Family of Brands

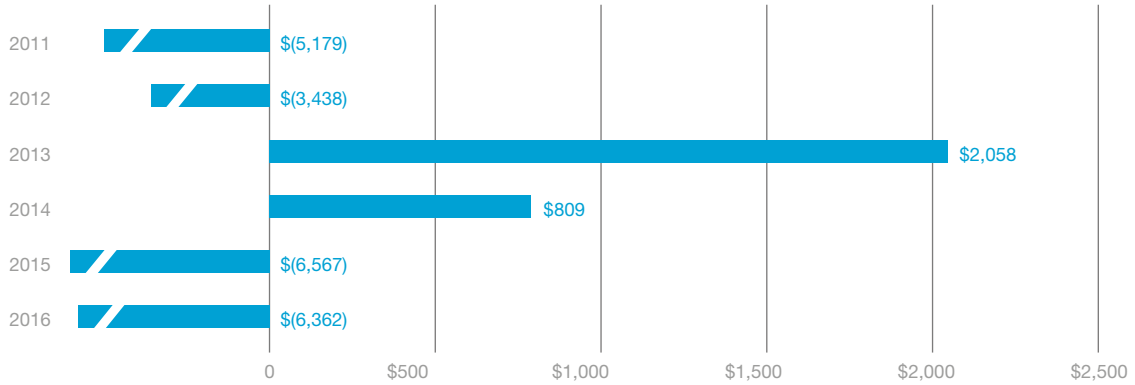
REVENUE

US\$ Unit in Thousands



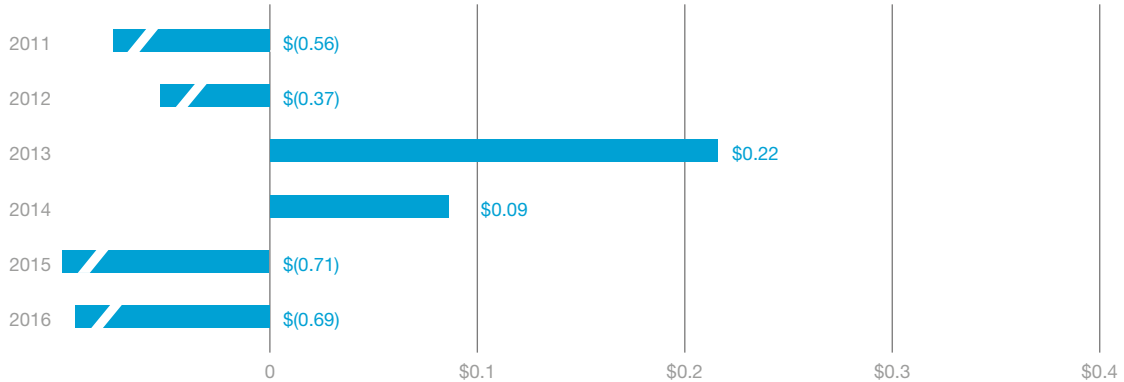
NET (LOSS) PROFIT

US\$ Unit in Thousands



BASIC (LOSS) EARNINGS PER SHARE

US\$ Unit in Cents



Corporate Information

PINE Technology Holdings Limited and XFX Family of Brands

Board of Directors

Executive Directors

Mr. Chiu Hang Tai

Chairman and Chief Executive Officer

Mr. Chiu Samson Hang Chin

Deputy Chairman

Non-Executive Director

Mr. Chiu Herbert H T

Independent Non-Executive Directors

Mr. Li Chi Chung

Mr. So Stephen Hon Cheung

Dr. Huang Zhijian

Company Secretary

Mr. Leung Yiu Ming

Audit Committee

Mr. Li Chi Chung *Chairman*

Mr. So Stephen Hon Cheung

Dr. Huang Zhijian

Remuneration Committee

Mr. So Stephen Hon Cheung *Chairman*

Mr. Li Chi Chung

Mr. Chiu Hang Tai

Nomination Committee

Mr. Chiu Hang Tai *Chairman*

Mr. Li Chi Chung

Mr. So Stephen Hon Cheung

Registered Office

Clarendon House

2 Church Street

Hamilton HM 11

Bermuda

Head Office and Principal Place of Business

Unit 1201, 12/F.,

148 Electric Road, North Point

Hong Kong

Principal Bankers

China Construction Bank (Asia)

Corporation Limited

DBS Bank (Hong Kong) Limited

Manufacturers Bank

Toronto-Dominion Bank

United Overseas Bank Limited

Principal Share Registrar and Transfer Agent

Codan Services Limited

Clarendon House

2 Church Street

Hamilton HM 11

Bermuda

Hong Kong Branch Share Registrar and Transfer Office

Tricor Secretaries Limited

Level 22, Hopewell Centre

183 Queen's Road East

Hong Kong

Independent Auditors

Deloitte Touche Tohmatsu

Certified Public Accountants

Legal Advisers

As to Hong Kong Law:

Chan, Tang & Kwok Solicitors

Stock Code

1079

Website of the Company

www.pinegroup.com

Corporate Profile

PINE Technology Holdings Limited and XFX Family of Brands

PINE Technology Holdings Limited (“PINE”) and its subsidiaries (collectively referred to as the “Group”) is one of the world’s leading companies in the design, manufacturing and distribution of personal computer (“PC”) based products. It has two core business divisions- the XFX division, the one core focus of it is specializing in the design and manufacturing of Video Graphics products for the PC and PC upgrade market under the XFX brand. Leveraging on the strong Gamers’ following of the XFX brand, XFX has extended its product family to the design and distribution of the Gaming Power Supply Unit (“PSU”) family to further enhance the gaming experience of the XFX enthusiasts. The Distribution division distributes a wide range of name brand PC and non-PC products through its extensive distribution network.

The Group’s strategy is to continue to leverage the success of its global XFX branding to expand its market share of the global PC gamers’ market, to team up with strategic partners to develop innovative products and deliver them to the market through its national and regional distributors, system builders, resellers, retailers and etailers.

The Group is headquartered in the Hong Kong Special Administrative Region (Hong Kong SAR) with its state-of-the-art manufacturing facilities located in mainland China. PINE has its research and development facilities setup in Asia, and its global distribution and service network located throughout North America, Europe and Asia.

Founded in 1989, PINE was listed on the Growth Enterprise Market of The Hong Kong Stock Exchange Limited (the “Stock Exchange”) (HKGEM: 8013) on 26 November 1999 and the listing of PINE’s shares has been transferred to the Main Board of the Stock Exchange since 18 November 2010 (HKSE: 1079).

Chairman's Statement

PINE Technology Holdings Limited and XFX Family of Brands

Fiscal 2016 was another challenging year. There was a 8% drop on revenue and 22% drop on gross profit of the Group. The Group's revenue was US\$155,488,000, and the gross profit was US\$6,631,000, compared to US\$169,576,000 and US\$8,510,000 respectively for the previous year. Net loss for the year was US\$6,362,000.

Business review

The release of Windows 10 in July last year helped the Personal Computer ("PC") upgrade cycle. But the launch of the AMD 3 series graphics cards was a disappointment. We lost market share and had inventory issue. So in second half of the year we had to take a costly action to go very aggressive in price to reduce inventory and maintain market share.

The strong US dollar also negatively impacted the business, especially in regions like Latin America and Europe.

Business outlook

In June 2016, AMD launched the 4 series Graphics Processing Unit ("GPU") family to replace the poor-performed 3 series. This 4 series is based on the new Polaris architecture – a new graphics architecture incorporating exciting features, from premium Virtual Reality ("VR") to seamless support for next-generation gaming monitors and CPU-free game streaming or recording. And the 4 series uses the 14nm manufacturing process which packs 5.7 billion transistors inside for outstanding

performance and reduce power consumption significantly. As a result, the launch is widely successful. Demand for the product has been stellar.

We expect this product family to be a winner and it will become our growth engine of both revenue and profit in the coming financial year. We are optimistic of the business outlook.

Chiu Hang Tai

Chairman

Hong Kong, 19 September 2016

Management Discussion and Analysis

PINE Technology Holdings Limited and XFX Family of Brands

Key performance indicators

	Audited results		
	for the year ended 30 June		
	2016	2015	Changes
Performance Indicators			
Revenue (US\$'000)	155,488	169,576	(14,088)
Gross profit (US\$'000)	6,631	8,510	(1,879)
Loss for the year (US\$'000)	(6,362)	(6,567)	205
Loss per share – basic (US cents)	(0.69)	(0.71)	0.02
	at 30 June	at 30 June	Changes
	2016	2015	
Financial Health Indicators			
Net current assets (US\$'000)	57,201	63,176	(5,975)
Current ratio (times)	2.2	2.4	(0.2)
Shareholders' equity (US\$'000)	58,493	65,490	(6,997)
	for the year ended 30 June		
	2016	2015	Change
Cash generated from (used in) operating activities (US\$'000)	864	(2,490)	3,354

Group's financial position

The Group's net current assets and shareholders' equity as at 30 June 2016 were US\$57,201,000 and US\$58,493,000 respectively (2015: US\$63,176,000 and US\$65,490,000). The Group's current ratio at the end of the reporting year was 2.2 (2015: 2.4). The Group financed its operations by internally generated cash flows and banking facilities provided by its bankers. The Group continues to maintain a prudent approach in managing its financial requirements.

Liquidity, financial resources and charge of group asset

As at 30 June 2016, the Group's borrowings are short-term loans of US\$25,537,000 (2015: US\$28,215,000). The aggregate borrowings US\$25,537,000 (2015: US\$28,215,000) were secured by pledged bank deposits and deposit placed for a life insurance policy, guaranteed or by all assets of certain subsidiaries as floating charges to banks.

As at 30 June 2016, total pledged deposits, and all assets of certain subsidiaries as floating charges were amounted US\$3,167,000 and US\$26,308,000 respectively (2015: US\$3,142,000 and US\$30,167,000). The Group continued to maintain a healthy financial and cash position. As at 30 June 2016, the total cash on hand amounted US\$5,931,000 (2015: US\$8,677,000).

Capital structure

The Group's overall treasury policies are prudent, with a focus on risk management.

Gearing ratio

As at 30 June 2016, the gearing ratio of the Group based on total liabilities over total assets was 46% (2015: 41%).

Currency risk

During the year, the Group's major foreign exchange payments arose from the import of components and materials, and repayments of foreign currency loans, that were principally denominated in US dollars, Hong Kong dollars and Canadian dollars. For settlement of import payments and foreign currency loans, the Group maintained its foreign exchange balance by its export revenue, that were principally denominated in US dollars and Canadian dollars. The unsecured risk will be foreign currency payables and loan exceeds its foreign currency revenue. During the year, the Group has used foreign currency forward contracts to minimise its exposure to currency fluctuations risk of certain trade payables denominated in foreign currencies.

Segment information

Group's brand products

During the year, the segment's revenue was US\$92,608,000, which is similar to that of the previous year at US\$92,980,000. The segment's loss was US\$5,946,000. We strive to develop the best products and deliver the best gaming experience to delight our loyal customers.

Other brand products

The revenue of the other brand products was US\$62,880,000 compared to US\$76,596,000 for the previous year. The segment's profit was US\$504,000.

We will continue to expand the procurement of more non-PC products, and to do better to react faster to the dynamics of the business environment.

Significant investments and material acquisitions

During the year, the Group had no material acquisitions and disposals of subsidiaries and affiliated companies.

Employee

As at 30 June 2016, the Group had 176 employees, a 6.9% decrease from 189 employees since 30 June 2015, at market remuneration with employee benefits such as medical coverage, insurance plan, retirement benefits schemes, discretionary bonus and employee share option scheme. Staff cost, including director's emoluments, was US\$6,326,000 for the year ended 30 June 2016 as compared with that of US\$7,037,000 for the previous year.

Contingent liabilities

The Group had no material contingent liabilities as at 30 June 2016 and 30 June 2015.

Management Profile

PINE Technology Holdings Limited and XFX Family of Brands

Executive Directors

Mr. Chiu Hang Tai, aged 56, is the chairman of the Company and a co-founder of the Group. He was also appointed as the chief executive officer of the Company in January 2003. He is the chairman of the Nomination Committee, a member of Remuneration Committee and a director of certain subsidiaries of the Company. He is responsible for overall strategic planning and formulation of corporate strategy of the Company. He holds a bachelor degree of science in economics from the Salem State College in the United States (the "US") and a master degree in business administration from Northeastern University in the US. He has over 27 years of experience in the computer industry and also served as director of two health food companies. Mr. Chiu was awarded the 1999 Young Industrialist Award of Hong Kong. He is a brother of Mr. Chiu Samson Hang Chin, an executive director and deputy chairman of the Company and Mr. Chiu Herbert H T, the non-executive director of the Company.

Mr. Chiu Samson Hang Chin, aged 57, is the deputy chairman of the Company and a co-founder of the Group. He is a director of certain subsidiaries of the Company. He is responsible for overall strategic planning and formulation of corporate strategy for the Sales and Distribution Division. He holds a bachelor degree in applied science from the Queen's University in Canada and a master degree in business administration from the York University in Canada. Mr. Chiu has over 32 years of experience in the PC industry. He was awarded the Year 2005 ACCE Chinese Canadian Entrepreneur of year. He is a brother of Mr. Chiu Hang Tai, an executive director, the chairman and the chief executive officer of the Company and Mr. Chiu Herbert H T, the non-executive director of the Company.

Non-executive Director

Mr. Chiu Herbert H T, aged 62, was appointed as the non-executive director in June 2010. He obtained his bachelor degree of business management from the Ryerson University, Toronto, Canada in 1978. After working in the field of public accounting specializing in mining and financial services for six years, Mr. Chiu has then spent 30 years in building and leading Genco Enterprises Inc. and HFW Holdings Limited, of which he has been both the president and the majority shareholder. Mr. Chiu has considerable knowledge and experience in the investment, finance, agriculture, and commodity fields. Mr. Chiu is a member of The Chartered Professional Accountants of Canada. He is a brother of Mr. Chiu Hang Tai, an executive director, the chairman and the chief executive officer of the Company and Mr. Chiu Samson Hang Chin, an executive director and deputy chairman of the Company.

Independent Non-Executive Directors

Mr. Li Chi Chung, aged 48, was appointed as an independent non-executive director of the Company in June 2000. He is the chairman of the Audit Committee and a member of the Remuneration Committee and the Nomination Committee. Mr. Li is currently a solicitor practising in Hong Kong. Mr. Li obtained a bachelor degree in laws from the University of Sheffield in England in 1990. He was admitted as a solicitor of the High Court of Hong Kong in 1993 and his practice has been focused on commercial related matters. Mr. Li is an independent non-executive director of Kenford Group Holdings Limited (Stock Code: 0464), the shares of which are listed on the main board of the Stock Exchange. From November 2002 to 28 February 2013, Mr. Li was an independent non-executive director of Eagle Nice (International) Holdings Limited (Stock Code: 2368), the shares of which are listed on the main board of the Stock Exchange.

Mr. So Stephen Hon Cheung, aged 60, was appointed as an independent non-executive director of the Company in September 2002. He is the chairman of the Remuneration Committee and a member of the Audit Committee and the Nomination Committee. Mr. So is a director of the accounting firm T.M Ho, So & Leung CPA Limited, and is a fellow member of the Hong Kong Institute of Certified Public Accountants, a member of the Chartered Professional Accountants of Canada and a member of the Society of Certified Management Accountants of Canada. He holds a bachelor degree in commerce from the University of British Columbia, Canada and is now a visiting professor of various universities and colleges in Beijing, Liaoning, Sichuan, Xinjiang, Qinghai and Guangdong of China. He has extensive experience in the commercial sector of manufacturing, wholesale and trading and in public practice working for various companies in Hong Kong, China and Canada. Mr. So is an independent non-executive director of Milan Station Holdings Limited (Stock Code: 1150), the shares of which are listed on the main board of the Stock Exchange and an independent non-executive director of Pinestone Capital Limited (Stock Code: 8097), the shares of which are listed on the Growth Enterprise Market of the Stock Exchange. He was an independent non-executive director of Skyworth Digital Holdings Limited (Stock Code: 0751) from March 2000 to December 2014, the shares of which are listed on the main board of the Stock Exchange.

Dr. Huang Zhijian, aged 70, was appointed as an independent non-executive director of the Company in June 2010. He is a member of the Audit Committee. He graduated from the Tsinghua University in Beijing, the People's Republic of China in 1968 and had been a lecturer at the Tsinghua University from 1984 to 1986. He received a Master of Science degree in 1982 and a Doctor of Philosophy degree in 1984 from the Institute of Science and Technology of the University of Manchester, the United Kingdom. Dr. Huang had held senior executive and managerial positions in various companies since 1986 including China Resources Development and Investment Co., Ltd. Dr. Huang has ample experience in and has been involved in the evaluation, negotiation, equity transaction and/or management of various investment projects in different industries including the information technology, telecommunication and the electronics industries. He also serves as an executive director of Grand Investment International Limited (Stock Code: 1160), a company listed on the main board of the Stock Exchange.

Senior Management

Mr. Eddie Memon, aged 44, joined the Group in 1997 and is the president of XFX USA. He holds a bachelor degree in management information system from the San Jose State University in the US. Eddie currently heads the team of XFX USA with the sole purpose of managing the brand to reach new heights of the Group.

Corporate Governance Report

PINE Technology Holdings Limited and XFX Family of Brands

CORPORATE GOVERNANCE PRACTICES

The board of directors of the Company (the “Directors” and the “Board”, respectively) has committed to maintaining high corporate governance standards.

The Board believes that high corporate governance standards are essential in providing a framework for the Company to safeguard the interests of shareholders of the Company (the “Shareholders”) and to enhance corporate value and accountability.

The Company has applied the principles set out in the Corporate Governance Code (the “CG Code”) contained in Appendix 14 of the Rules Governing the Listing of Securities on The Stock Exchange of Hong Kong Limited (the “Stock Exchange” and the “Listing Rules”, respectively).

The Board is of the view that throughout the year ended 30 June 2016 (the “Year”), the Company has complied with all the code provisions as set out in the CG Code, save and except for code provisions A.2.1 and A.4.2, details of which will be explained below.

DIRECTORS’ SECURITIES TRANSACTIONS

The Company has adopted the Model Code for Securities Transactions by Directors of Listed Issuers (the “Model Code”) as set out in Appendix 10 to the Listing Rules.

Specific enquiry has been made by the Company of all the Directors and all the Directors have confirmed that they had complied with the Model Code throughout the Year.

The Company has also established written guidelines on no less exacting terms than the Model Code for securities transactions by employees (the “Employees Written Guidelines”) who are likely to be in possession of unpublished price-sensitive information of the Company.

No incident of non-compliance with the Employees Written Guidelines by the employees was noted by the Company.

BOARD OF DIRECTORS

The Board comprises the following Directors:

Executive Directors:

Mr. Chiu Hang Tai (*Chairman and Chief Executive Officer*)

Mr. Chiu Samson Hang Chin (*Deputy Chairman*)

Non-executive Director:

Mr. Chiu Herbert H T

Independent Non-executive Directors:

Mr. Li Chi Chung

Mr. So Stephen Hon Cheung

Dr. Huang Zhijian

The biographical information of the Directors are set out in the management profile on pages 8 and 9 of this annual report.

Mr. Chiu Hang Tai, Mr. Chiu Samson Hang Chin and Mr. Chiu Herbert H T are brothers. Other than this, there is no relationship (including financial, business, family or other materials/relevant relationship(s)) between the Board members.

Chairman and Chief Executive Officer

Code provision A.2.1 stipulates that the roles of Chairman and Chief Executive Officer (“CEO”) should be separate and should not be performed by the same individual. The division of responsibilities between the Chairman and CEO should be clearly established and set out in writing.

The positions of the Chairman and CEO of the Company are held by Mr. Chiu Hang Tai who is a co-founder of the Company and has extensive knowledge about the management as well as the business operations of the Company. The Board believes that vesting the roles of the Chairman and CEO in the same person provides the Company with strong and consistent leadership and allows for effective and efficient planning and implementation of business decisions and strategies. Under the supervision of the Board and its independent non-executive Directors, a balancing mechanism exists so that the interests of the Shareholders are adequately and fairly represented. The Company considers that there is no imminent need to change this structure.

Independent Non-executive Directors

During the Year, the Board at all times met the requirements of the Listing Rules relating to the appointment of at least three Independent Non-executive Directors representing at least one-third of the Board with one of whom possessing appropriate professional qualifications or accounting or related financial management expertise.

The Company has received written annual confirmation from each of the Independent Non-executive Directors in respect of his independence in accordance with the independence guidelines set out in Rule 3.13 of the Listing Rules. The Company considers that all Independent Non-executive Directors are independent.

Non-executive Directors and Directors Re-election

Code provision A.4.1 of the CG Code stipulates that Non-executive Directors shall be appointed for a specific term, subject to re-election, while code provision A.4.2 states that all Directors appointed to fill a casual vacancy shall be subject to election by Shareholders at the first general meeting after appointment and that every Director, including those appointed for a specific term, shall be subject to retirement by rotation at least once every three years.

Mr. Chiu Herbert H T, the Non-executive Director, and Messrs. Li Chi Chung, So Stephen Hon Cheung and Dr. Huang Zhijian, the Independent Non-executive Directors are appointed for a specific term of 2 years and are subject to the retirement provisions contained in the Bye-laws of the Company.

The Company’s Bye-laws provides that one-third of the Directors, with the exception of Chairman or Deputy Chairman, Managing Director or joint Managing Director, shall retire from office by rotation at each annual general meeting. Notwithstanding the provisions of the Company’s Bye-laws, the Company intends to comply with code provision A.4.2 by way of having one-third of all the Company’s Directors subject to retirement by rotation at each annual general meeting. At the forthcoming 2015 annual general meeting, Mr. Chiu Hang Tai and Mr. So Stephen Hon Cheung shall retire from office and both of them, being eligible, shall offer themselves for re-election.

Responsibilities, Accountabilities and Contributions of the Board and Management

The Board is responsible for leadership and control of the Company and oversees the Group's businesses, strategic decisions and performance and is collectively responsible for promoting the success of the Company by directing and supervising its affairs. Members of the Board take decisions objectively in the interests of the Company.

All Directors, including the Non-executive Director and Independent Non-executive Directors, have brought a wide spectrum of valuable business experience, knowledge and professionalism to the Board for its efficient and effective functioning.

All Directors have full and timely access to all the information of the Company as well as the service and advice from the company secretary of the Company (the "Company Secretary") and senior management with a view to ensuring that all required procedures, and all applicable rules and regulations are followed. They are also entitled to have full access to Board papers and related materials so that they are able to make an informed decision and to discharge their duties and responsibilities. The Directors may, upon request, seek independent professional advice in appropriate circumstances, at the Company's expenses for discharging their duties to the Company.

The Directors will disclose to the Company details of other offices held by them and the Board regularly reviews the contribution required from each Director to perform his responsibilities to the Company.

The Board reserves for its decision all major matters relating to policy matters, strategies and budgets, internal control and risk management, material transactions (in particular those involve conflict of interests), financial information, appointment of Directors and other significant operational matters of

the Company. Responsibilities relating to implementing decisions of the Board, directing and co-ordinating the daily operation and management of the Company are delegated to the management.

The Board adopts a Board Diversity Policy which aims to build and maintain diversity of the Board in terms of skills, professional experience, cultural and educational background, gender, age, and other attributes and strengths that are required for the Company's business from time to time. The policy stipulates that Board appointments will be made on a merit basis and candidates will be considered against objective selection criteria, with due regard for the benefits of diversity on the Board. The Nomination Committee is delegated by the Board to review the Board Diversity Policy on a regular basis, make recommendations to the Board on measurable objectives for achieving diversity of the Board as appropriate and monitor the progress on achieving the objectives.

Continuous Professional Development

Every newly appointed Director will receive formal, comprehensive and tailored induction on the first occasion of his appointment to ensure appropriate understanding of the business and operations of the Company and full awareness of Director's responsibilities and obligations under the Listing Rules and relevant statutory requirements.

Directors are continually updated on developments in the statutory and regulatory regime and the business environment to facilitate the discharge of their responsibilities. Continuing briefing and professional development for the Directors will be arranged where necessary.

All Directors have provided their training records to the Company.

During the Year, the Company Secretary has taken not less than 15 hours of relevant professional training.

BOARD COMMITTEES

The Board has established three committees, namely the Audit Committee, Remuneration Committee and Nomination Committee, for overseeing particular aspects of the Company's affairs. All Board committees of the Company are established with defined written terms of reference. The terms of reference of the Board committees are posted on the respective websites of the Company and the Stock Exchange and are available to Shareholders upon request.

The majority of the members of each Board committee are Independent Non-executive Directors and the list of the chairman and members of each Board committee is set out under "Corporate Information" on page 3 of this annual report.

Audit Committee

The main duties of the Audit Committee are to assist the Board in reviewing the financial information and reporting process, internal control procedures, risk management system, audit plan and relationship with external auditors, and arrangements to enable employees of the Company to raise, in confidence, concerns about possible improprieties in financial reporting, internal control or other matters of the Company.

During the Year, the Audit Committee held three meetings to review the annual financial results and reports in respect of the year ended 30 June 2015, the interim results and report for the six months ended 31 December 2015 and significant issues on the financial reporting and compliance procedures, internal control and risk management systems, scope of work and appointment of external auditors, and arrangements for employees to raise concerns about possible improprieties.

The Audit Committee also met the external auditors twice during the Year.

Remuneration Committee

The primary functions of the Remuneration Committee include reviewing and making recommendations to the Board on the remuneration packages of individual Executive Directors, Non-executive Director and senior management, the remuneration policy and structure for all Directors and senior management; and establishing transparent procedures for developing such remuneration policy and structure to ensure that no Director or any of his associates will participate in deciding his own remuneration.

During the Year, the Remuneration Committee met once to review and make recommendation to the Board on the remuneration policy and structure of the Company, and the remuneration packages of the Executive Directors, Non-executive Directors and senior management and other related matters.

Nomination Committee

The principal duties of the Nomination Committee include reviewing the Board composition, developing and formulating relevant procedures for the nomination and appointment of Directors, making recommendations to the Board on the appointment and succession planning of Directors, and assessing the independence of Independent Non-executive Directors.

During the Year, the Nomination Committee met once to review the structure, size and composition of the Board and the independence of the Independent Non-executive Directors, and to consider the qualifications of the retiring Directors standing for election at the relevant Annual General Meeting. Additional meetings may be held as and when required.

Corporate Governance Functions

The Audit Committee is responsible for performing the functions set out in code provision D.3.1 of the CG Code.

The Audit Committee meets to review the Company's corporate governance policies and practices, training and continuous professional development of Directors and senior management, the Company's policies and practices on compliance with legal and regulatory requirements, the compliance of the Model Code and the Written Employee Guidelines, and the Company's compliance with the CG Code.

The Board holds meetings from time to time whenever necessary. At least 14 days' notice of regular Board meetings is given to all Directors and they can include matters for discussion in the agenda as they think fit. The agenda accompanying the Board papers are sent to all Directors at least 3 days before

the date of every Board meeting in order to allow sufficient time for the Directors to review the documents. Minutes of every Board meeting are circulated to all Directors for their perusal and comments prior to confirmation of the minutes. The Company Secretary is responsible for keeping the minutes of all meetings of the Board and the Board committees.

ATTENDANCE RECORD OF DIRECTORS AND COMMITTEE MEMBERS

The attendance record of each Director at the Board and Board Committee meetings and the general meeting of the Company held during the Year is set out in the table below:

Name of Directors	Number of meetings attended/total number of meetings held				2015 Annual
	Board	Remuneration Committee	Audit Committee	Nomination Committee	General Meeting
<i>Executive Directors</i>					
Mr. Chiu Hang Tai	5/5	1/1	–	1/1	1/1
Mr. Chiu Samson Hang Chin	5/5	–	–	–	0/1
<i>Non-executive Director</i>					
Mr. Chiu Herbert H T	5/5	–	–	–	0/1
<i>Independent Non-executive Directors</i>					
Mr. Li Chi Chung	5/5	1/1	3/3	1/1	0/1
Mr. So Stephen Hon Cheung	5/5	1/1	3/3	1/1	1/1
Dr. Huang Zhijian	5/5	–	3/3	–	1/1

Apart from regular Board meetings, the Chairman also held a meeting with all the Non-executive Directors (including Independent Non-executive Directors) without the presence of another Executive Director during the Year.

DIRECTORS' RESPONSIBILITY IN RESPECT OF THE FINANCIAL STATEMENTS

The Directors acknowledge their responsibility for preparing the financial statements of the Company for the Year.

The Directors are not aware of any material uncertainties relating to events or conditions that may cast significant doubt upon the Company's ability to continue as a going concern.

The statement of the independent auditors of the Company about their reporting responsibilities on the financial statements is set out in the Independent Auditors' Report on pages 24 and 25.

INDEPENDENT AUDITORS' REMUNERATION

An analysis of the remuneration paid and payable to the external auditors of the Company, Messrs Deloitte Touche Tohmatsu, in respect of audit services and non-audit services for the Year is set out below:

Service Category	Fees Paid/Payable US\$
Audit Services	311,000
Non-audit Services	36,000
– tax services for the Group	
– agreed upon procedures on Group's annual results announcement	
– Advisory service	
	347,000

INTERNAL CONTROLS

During the Year, the Board conducted a review of the effectiveness of the internal control system of the Company, including the adequacy of resources, staff qualifications and experience, training programmes and budget of the Company's accounting and financial reporting function.

SHAREHOLDERS' RIGHTS

To safeguard Shareholders' interests and rights, a separate resolution is proposed for each substantially separate issue at Shareholders' meetings, including the election of individual Directors. All resolutions put forward at Shareholders' meetings are voted by poll pursuant to the Listing Rules and poll results are posted on the respective websites of the Company and the Stock Exchange after each Shareholders' meeting.

1. Convening a Special General Meeting by Shareholders

- 1.1 Shareholders holding not less than one-tenth of the paid-up capital of the Company as at the date of the deposit of the requisition carrying the right of voting at general meetings of the Company may by written requisition deposit at the Company's registered office at Clarendon House, 2 Church Street, Hamilton HM 11, Bermuda for the attention of the Board, to require a special general meeting to be called by the Board.
- 1.2 The requisition must state the purposes of the meeting, and must be signed by the requisitionists and may consist of several documents in like form, each signed by one of more requisitionists.
- 1.3 The signatures and the requisition will be verified by the Company's share registrars. The Board will proceed to convene a special general meeting for the transaction of any business specified in the requisition within 21 days from the date of deposit of such requisition if it has been validly raised.
- 1.4 If the Board does not within 21 days from the date of the deposit of a valid requisition proceed duly to convene a meeting, the requisitionists, or any of them representing more than one-half of the total voting rights of all of them, may themselves convene a meeting, but any meeting so convened shall not be held after the expiration of three months from the said date. A meeting convened by the requisitionists shall be convened in the same manner, as nearly as possible, as that in which meetings are to be convened by the Board.

2. Putting Forward Proposals at General Meetings

2.1 On the requisition in writing of (i) either any number of Shareholders representing not less than one-twentieth of the total voting rights of all the Shareholders having at the date of the requisition a right to vote at the meeting to which the requisition relates, or (ii) not less than one hundred Shareholders, the Company shall be under a duty to:

- (a) give to the Shareholders entitled to receive notice of the next annual general meeting notice of any resolution which may properly be moved and is intended to be moved at that meeting; and
- (b) circulate to the Shareholders entitled to have notice of any general meeting sent to them any statement of not more than one thousand words with respect to the matter referred to in any proposed resolution or the business to be dealt with at that meeting.

2.2 The requisition must be signed by the requisitionists and deposited at the registered office of the Company at Clarendon House, 2 Church Street, Hamilton HM 11, Bermuda for the attention of the Board and

- (i) in the case of requisition requiring notice of a resolution, not less than six weeks before the meeting; and in the case of any other requisition, not less than one week before the meeting.

- (ii) there is deposited or tendered with the requisition a sum reasonably sufficient to meet the Company's expenses in giving effect thereto.

2.3 The signatures and the requisition will be verified by the Company's share registrars. Upon confirming that the requisition is proper and in order, notice of any such intended resolution shall be given, and any such statement shall be circulated, to the Shareholders entitled to have notice of the meeting sent to them by serving a copy of the resolution or statement on each of such Shareholders in any manner permitted for service of notice of the meeting, and notice of any such resolution shall be given to any other Shareholders by giving notice of the general effect of the resolution in any manner permitted for giving him/her/ it notice of meetings of the Company, provided that the copy shall be served, or notice of the effect of the resolution shall be given, as the case may be, in the same manner and, so far as practicable, at the same time as notice of the meeting and, where it is not practicable for it to be served or given at that time, it shall be served or given as soon as practicable thereafter.

3. Putting Forward Enquiries to the Board

For putting forward any enquiries to the Board of the Company, Shareholders may send written enquiries to the Company.

Note: The Company will not normally deal with verbal or anonymous enquiries.

4. Contact Details

Shareholders may send their enquiries or requests as mentioned above to the following:

Address: Unit 1201, 12/F., 148 Electric Road, North Point, Hong Kong
(For the attention of the Board of Directors)

For the avoidance of doubt, Shareholder(s) must provide their full name, contact details and identification in order that the Company can give them a reply. Shareholders' information may be disclosed as required by law.

COMMUNICATION WITH SHAREHOLDERS AND INVESTORS/ INVESTOR RELATIONS

The Company considers that effective communication with Shareholders is essential for enhancing investor relations and investor understanding of the Group's business performance and strategies. The Company endeavours to maintain an on-going dialogue with Shareholders and in particular, through annual general meetings and other general meetings.

During the Year, the Company has not made any changes to its Bye-laws. An updated version of the Company's Bye-laws is also available on the respective websites of the Company and the Stock Exchange.

Directors' Report

PINE Technology Holdings Limited and XFX Family of Brands

Directors' Report

The directors of the Company (the "Directors") have pleasure in presenting their annual report and the audited consolidated financial statements of the Company for the year ended 30 June 2016 (the "Year").

Principal Activities

The Company acts as an investment holding company. The principal activities of its principal subsidiaries are set out in note 37 to the consolidated financial statements.

Results and Appropriations

The results of the Group for the Year are set out in the consolidated statement of profit or loss and other comprehensive income on page 26.

The Directors do not recommend a dividend for the Year (2015: Nil).

Business Review

A fair review of the business of the Group as well as discussion and analysis of the Group's performance during the year and the material factors underlying its financial performance and financial position can be found in the "Chairman's Statement" and "Management Discussion and Analysis" set out on page 5 and pages 6 to 7 of this annual report respectively.

Principal Risks and Uncertainties

There are a number of factors affecting the results and business operations of the Group. The most significant risk is the uncertainty in the global economic environment, the global economic recovery has been weaker than expected with uneven recovery in advanced economies, especially after Britain's decision to leave the European Union and the end of the quantitative easing program in the USA.

Certain financial risk and uncertainties are also set out in note 35 to the consolidated financial statements in this annual report.

Environmental Policies and Performance

The Group commits to the long term sustainability of the environment and communities in which it operates. Acting in an environmentally responsible manner, the Group endeavours to comply with laws and regulations regarding environmental protection and adopts effective measures to achieve efficient use of resources, energy saving and waste reduction.

The Group also commits to the principle and practice of recycle and reduction. It implements green office practices such as re-deployment of office furniture as far as possible, encouraging the use of recycled paper for printing and copying, double-sided printing and copying, reducing energy consumption by switching off idle lightings, air conditioning and electrical appliances.

Compliance with the Relevant Laws and Regulations

As far as the Board is aware, the Group has complied with the relevant laws and regulations in material respects that have a significant impact on the business and operation of the Group. During the year, there was no material breach of or non-compliance with the applicable laws and regulations by the Group.

Relationship with Suppliers, Customers and Other Stakeholders

The Group understands the importance of maintaining a good relationship with its suppliers, customers and other stakeholders to meet its immediate and long-term goals.

During the reporting year, there was no material and significant dispute between the Group and its suppliers, customers and/or other stakeholders.

Permitted Indemnity Provision

The Company's bye-laws provides that the directors shall be indemnified and secured harmless out of the assets of the Company from and against all actions, costs, charges, losses, damages and expenses which may incur or sustain by or by reason of any act done, concurred in or omitted in or about the execution of their duty, or supposed duty, in their offices, provided that this indemnity shall not extend to any matter incur or sustain through their own fraud or dishonesty. A directors' liability insurance is in place to protect the directors against potential costs and liabilities arising from claims brought against the directors.

Five Years Financial Summary

A summary of the results and the assets and liabilities of the Group for the past five financial years is set out on page 80.

Property, Plant and Equipment

During the Year, the Group acquired additional property, plant and equipment at a cost of approximately US\$91,000.

Details of these and other movements during the Year in the property, plant and equipment of the Group are set out in note 13 to the consolidated financial statements.

Share Capital and Share Options Schemes

Details of the Company's share capital and share option schemes are set out in notes 26 and 28 to the consolidated financial statements, respectively.

Distributable Reserves of the Company

Details of the movements in the reserves of the Group during the Year are set out in the consolidated statement of changes in equity on page 29 and the Company's reserves available for distribution to shareholders as at 30 June 2016 were as follows:

	2016	2015
	US\$'000	US\$'000
Contributed surplus	9,036	9,036
Retained profits	767	768
	9,803	9,804

Under the Companies Act 1981 at Bermuda (as amended), the contributed surplus account of a company is available for distribution. However, a company cannot declare or pay a dividend, or make a distribution out of contributed surplus if:

- (a) it is, or would after the payment be, unable to pay its liabilities as they become due; or
- (b) the realisable value of its assets would thereby be less than the aggregate of its liabilities and its issued share capital and share premium accounts.

Purchase, Sale or Redemption of Listed Securities

During the Year, the Company did not redeem any of its shares listed on the Stock Exchange nor did the Company or any of its subsidiaries purchase, or sell any such shares.

Directors

The Directors during the Year and up to the date of this report are:

Executive directors:

Mr. Chiu Hang Tai – *Chairman and Chief Executive Officer*

Mr. Chiu Samson Hang Chin – *Deputy Chairman*

Non-executive director:

Mr. Chiu Herbert H T

Independent non-executive directors:

Mr. Li Chi Chung

Mr. So Stephen Hon Cheung

Dr. Huang Zhijian

The Company's Bye-law provides that one-third of the Directors, with the exception of Chairman, Deputy Chairman, Managing Director and Joint Managing Director, shall retire from office by rotation at each annual general meeting. In order to put in place good corporate governance practice, notwithstanding the provisions of the Company's Bye-laws, the Company intends to have one-third of all the Directors subject to retirement by rotation at each annual general meeting. At the forthcoming 2016 annual general meeting, Mr. Chiu Hang Tai and Mr. So Stephen Hon Cheung will retire from office and both of them, being eligible, shall offer themselves for re-election pursuant to Bye-law 111.

Directors' Service Contracts

Mr. So Stephen Hon Cheung, who has been proposed for re-election at the forthcoming annual general meeting (the "Re-election"), Dr. Huang Zhijian and Mr. Li Chi Chung were appointed for a term of 2 years expiring on 12 September 2018, 28 June 2018 and 8 June 2018, respectively.

None of the Directors being proposed for the Re-election has a service contract with the Company or any of its subsidiaries which is not determinable by the Group within one year without payment of compensation, other than statutory compensation.

Directors' and Chief Executive's Interests and Short Position in Shares, Underlying Shares and Debentures

At 30 June, 2016, the interests and short positions of the Directors and the Company's chief executive in the shares, underlying shares and debentures of the Company and its associated corporations (within the meaning of Part XV of the Securities and Futures Ordinance, Chapter 571 of the laws of Hong Kong (the "SFO")) which were required (a) to be notified to the Company and the Stock Exchange pursuant to Divisions 7 and 8 of Part XV of the SFO (including interests and short positions which they were taken or deemed to have under such provisions of the SFO); or (b) pursuant to section 352 of the SFO, to be entered in the register referred to therein; or (c) pursuant to the Model Code for Securities Transactions by Directors (the "Model Code") contained in the Rules Governing the Listing of Securities on the Stock Exchange (the "Listing Rules") were as follows:

Long positions:

Ordinary shares of HK\$0.1 each of the Company (the "Shares")

Name of director/chief executive	Capacity/Nature of Interest	Number of issued Shares held	Approximate percentage of the issued share capital of the Company
Chiu Hang Tai	Controlled corporation/ Beneficial owner	216,402,465 (Note)	23.48%
Chiu Samson Hang Chin	Beneficial owner	174,889,563	18.98%
Chiu Herbert H T	Beneficial owner	66,051,465	7.17%

Note: Of the 216,402,465 Shares, 19,902,465 Shares are registered in the personal name of Mr. Chiu Hang Tai, an Executive Director, the Chairman and Chief Executive Officer and the remaining 196,500,000 Shares are beneficially owned by and registered in the name of Alliance Express Group Limited, which is incorporated in the British Virgin Islands ("BVI") and its entire issued share capital is beneficially owned by Mr. Chiu Hang Tai.

In addition to the above, Mr. Chiu Hang Tai and Madam Leung Sin Mei, the wife of Mr. Chiu Hang Tai, both beneficially owned 600,000 non-voting deferred shares in Pineview Industries Limited, a subsidiary of the Company as at 30 June 2016. The non-voting deferred shares practically carry no rights to dividends or to receive notice of or to attend or vote at any general meeting of the subsidiary. On winding up, the holders of the deferred shares are entitled to distribution out of the remaining assets of the subsidiary only after the distribution of HK\$1,000 million, as specified in the Articles of Association of the subsidiary, to holders of the ordinary shares.

Save as disclosed above, as at 30 June 2016, and other than certain nominee shares in subsidiaries held by Directors in trust for the Company's subsidiaries, none of the Directors or the Company's chief executive or their respective associates, had any interests or short positions in the shares, underlying shares and debentures of the Company or its associated corporations (within the meaning of Part XV of the SFO) which were required (a) to be notified to the Company and the Stock Exchange pursuant to Divisions 7 and 8 of Part XV of the SFO (including interests and short positions which they were taken or deemed to have under such provisions of the SFO); or (b) pursuant to section 352 of the SFO, to be entered in the register referred to therein; or (c) pursuant to the Model Code.

Share Options

Particulars of the Company's share option schemes are set out in note 28 to the consolidated financial statements.

The Company's share option scheme adopted by the Shareholders pursuant to a resolution passed on 16 April 2003 (the "Old Scheme") and for the purpose of providing incentives to the Directors and eligible employees or any persons who have contributed or will contribute to the Group was expired on 15 April 2013.

The Company's new share option scheme adopted by the Shareholders pursuant to a resolution passed on 22 November 2013 (the "New Scheme") is established for the purpose of providing incentives to the Directors and eligible employees or any persons who have contributed or will contribute to the Group and, unless otherwise cancelled or amended, will expire on 21 November 2023.

No share options were outstanding as at 30 June 2016, which had been granted to certain Directors to subscribe for the Shares or were exercised or cancelled or lapsed under the New Scheme or the Old Scheme.

Arrangement to Acquire Shares or Debentures

Other than the share option schemes disclosed above, at no time during the Year was the Company or any of its subsidiaries a party to any arrangement to enable the Directors to acquire benefits by means of the acquisition of shares in, or debentures of, the Company or any other body corporate.

Directors' Interests in Contracts of Significance

No contract of significance, to which the Company or its subsidiaries was a party and in which a Director had a material interest, whether directly or indirectly, subsisted at the end of the Year or at any time during the Year.

Directors' Interest in Competing Business

None of the Directors and their respective associates had any competing interests which were required to be disclosed pursuant to Rule 8.10 (2)(b)&(c) of the Listing Rules during the Year.

Substantial Shareholders' Interests in Securities

Save as the interests of certain Directors disclosed under the section headed "Directors' and chief executive's interests and short position in shares, underlying shares and debentures", according to the register of interests maintained by the Company pursuant to section 336 of the SFO and as far as the Directors are aware, as at 30 June 2016, the following persons or corporations (other than a Director or chief executive of the Company) had an interest or short positions in the Shares or underlying Shares which would fall to be disclosed to the Company under Divisions 2 and 3 of Part XV of the SFO or was, directly or indirectly, interested in 5% or more of the nominal value of any class of share capital carrying rights to vote in all circumstances at general meeting of any member of the Group or in any options in respect of such capital:

Name of Substantial Shareholder	Capacity	Number of issued Shares held (long positions)	Approximate percentage of the issued share capital of the Company
Alliance Express Group Limited	Beneficial owner	196,500,000 (Note 1)	21.32%
Chiu Man Wah (Note 2)	Beneficial owner	67,944,591	7.37%

- Notes:
- 1) These Shares are beneficially owned by and registered in the name of Alliance Express Group Limited, which is incorporated in BVI and its entire issued share capital is beneficially owned by Mr. Chiu Hang Tai, an executive director, the chairman and chief executive officer of the Company.
 - 2) The holder is sibling of Mr. Chiu Hang Tai, Mr. Chiu Samson Hang Chin and Mr. Chiu Herbert H T, who are Directors.

Other than as disclosed above, the Company has not been notified of any other relevant interests or short positions in the issued share capital of the Company as at 30 June 2016.

Convertible Securities, Options, Warrants or Similar Rights

Other than the share options as set out in note 28 to the consolidated financial statements, the Company had no other outstanding convertible securities, options, warrants or other similar rights as at 30 June 2016.

Major Customers and Suppliers

For the Year, the top five suppliers of the Group together accounted for approximately 44.4% of the Group's total purchases and the largest supplier accounted for approximately 33.9% of the Group's total purchases.

None of the Directors, their respective associates or any shareholders of the Company who owns more than 5% of the issued share capital of the Company had any interests in the Group's five largest customers and suppliers during the Year.

For the Year, the Group's five largest customers accounted for less than 30% of the total sales of the Group.

Emolument Policy

As at 30 June 2016, the Group had 176 employees, compared to 189 employees in the previous financial year. The emolument policy of the employees of the Group is set up by the board of Directors (the "Board") on the basis of their merit, qualifications and competence.

The emoluments of the Directors and senior management of the Company are determined by the Board. The Remuneration Committee reviewed and made recommendations to the Board on the Company's policy and structure for the remuneration of all Directors and senior management, having regard to the Company's operating results, individual performance and comparable market statistics.

As mentioned above, the Company has adopted a share option scheme as an incentive to the Directors and eligible employees.

Details of Directors' emolument and individuals with highest emoluments are set out in notes 8 and 9 to the consolidated financial statements.

Sufficiency of Public Float

Based on the information that is publicly available to the Company and within the Directors' knowledge, at least 25% of the issued Shares were held by the public (i.e. the prescribed minimum public float applicable to the Company under the Listing Rules) throughout the Year and up to the date of this report.

Pre-Emptive Rights

There are no provisions for pre-emptive rights under the Company's Bye-laws, or the laws of Bermuda, which would oblige the Company to offer new shares on a pro-rata basis to existing Shareholders.

Retirement Benefit Schemes/Pension Schemes

Information on the Group's retirement benefit schemes/pension schemes is set out in note 31 to the consolidated financial statements.

Review of the Final Results by Audit Committee

The Audit Committee has reviewed with the management and the Company's Independent Auditor the accounting principles and practices adopted by the Group and has discussed auditing, internal control and financial reporting matters including the review of the consolidated financial statements of the Group for the Year.

Independent Auditor

A resolution will be submitted to the annual general meeting to re-appoint Messrs. Deloitte Touche Tohmatsu as an independent auditor of the Company.

On behalf of the Board

Chiu Hang Tai
CHAIRMAN

Hong Kong, 19 September 2016

Independent Auditor's Report

Deloitte.

德勤

TO THE MEMBERS OF PINE TECHNOLOGY HOLDINGS LIMITED

松景科技控股有限公司

(Incorporated in Bermuda with limited liability)

We have audited the consolidated financial statements of PINE Technology Holdings Limited (the "Company") and its subsidiaries (collectively referred to as the "Group") set out on pages 26 to 79, which comprise the consolidated statement of financial position as at 30 June 2016, and the consolidated statement of profit or loss and other comprehensive income, consolidated statement of changes in equity and consolidated statement of cash flows for the year then ended, and a summary of significant accounting policies and other explanatory information.

DIRECTORS' RESPONSIBILITY FOR THE CONSOLIDATED FINANCIAL STATEMENTS

The directors of the Company are responsible for the preparation of consolidated financial statements that give a true and fair view in accordance with Hong Kong Financial Reporting Standards issued by the Hong Kong Institute of Certified Public Accountants and the disclosure requirements of the Hong Kong Companies Ordinance, and for such internal control as the directors determine is necessary to enable the preparation of consolidated financial statements that are free from material misstatement, whether due to fraud or error.

AUDITOR'S RESPONSIBILITY

Our responsibility is to express an opinion on these consolidated financial statements based on our audit and to report our opinion solely to you, as a body, in accordance with Section 90 of the Bermuda Companies Act, and for no other purpose. We do not assume responsibility towards or accept liability to any other person for the contents of this report. We conducted our audit in accordance with Hong Kong Standards on Auditing issued by the Hong Kong Institute of Certified Public Accountants. Those standards require that we comply with ethical requirements and plan and perform the audit to obtain reasonable assurance about whether the consolidated financial statements are free from material misstatement.

An audit involves performing procedures to obtain audit evidence about the amounts and disclosures in the consolidated financial statements. The procedures selected depend on the auditor's judgment, including the assessment of the risks of material misstatement of the consolidated financial statements, whether due to fraud or error. In making those risk assessments, the auditor considers internal control relevant to the entity's preparation of consolidated financial statements that give a true and fair view in order to design audit procedures that are appropriate in the circumstances, but not for the purpose of expressing an opinion on the effectiveness of the entity's internal control. An audit also includes evaluating the appropriateness of accounting policies used and the reasonableness of accounting estimates made by the directors, as well as evaluating the overall presentation of the consolidated financial statements.

Independent Auditor's Report

We believe that the audit evidence we have obtained is sufficient and appropriate to provide a basis for our audit opinion.

OPINION

In our opinion, the consolidated financial statements give a true and fair view of the financial position of the Group as at 30 June 2016, and of its financial performance and cash flows for the year then ended in accordance with Hong Kong Financial Reporting Standards and have been properly prepared in compliance with the disclosure requirements of the Hong Kong Companies Ordinance.

Deloitte Touche Tohmatsu

Certified Public Accountants

Hong Kong

19 September 2016

Consolidated Statement of Profit or Loss and Other Comprehensive Income

For the year ended 30 June 2016

	NOTES	2016 US\$'000	2015 US\$'000
Revenue	5	155,488	169,576
Cost of sales		(148,857)	(161,066)
Gross profit		6,631	8,510
Other income		339	279
Selling and distribution expenses		(3,418)	(4,138)
General and administrative expenses		(9,658)	(10,908)
Other gains and losses	6	(102)	1,365
Finance costs	7	(741)	(874)
Share of results of a joint venture	19	(26)	–
Loss before tax		(6,975)	(5,766)
Income tax credit (expense)	10	613	(801)
Loss for the year	11	(6,362)	(6,567)
Other comprehensive (expense) income:			
Items that may be reclassified subsequently to profit or loss:			
Exchange differences arising on translation of foreign operations		(635)	(773)
Reclassification of exchange reserve to profit or loss upon liquidation of a subsidiary		–	171
Other comprehensive expense for the year		(635)	(602)
Total comprehensive expense for the year		(6,997)	(7,169)
Loss per share	12		
Basic (US cents)		(0.69)	(0.71)

Consolidated Statement of Financial Position

At 30 June 2016

	NOTES	2016 US\$'000	2015 US\$'000
Non-current assets			
Property, plant and equipment	13	463	1,375
Development costs	14	206	205
Trademarks	15	159	278
Interest in a joint venture	19	–	–
Deposit placed for a life insurance policy	16	445	429
Rental deposits		58	58
		1,331	2,345
Current assets			
Inventories	17	39,783	42,669
Trade and other receivables	18	56,604	54,704
Amounts due from a joint venture	20	1,456	–
Tax recoverable		78	82
Pledged bank deposits	21	2,722	2,713
Bank balances and cash	22	5,931	8,677
		106,574	108,845
Current liabilities			
Trade and other payables	23	22,742	15,398
Amounts due to a joint venture	20	576	–
Tax payable		506	2,044
Obligations under finance leases	24	12	12
Bank borrowings	25	25,537	28,215
		49,373	45,669
Net current assets		57,201	63,176
		58,532	65,521

Consolidated Statement of Financial Position

At 30 June 2016

	NOTES	2016 US\$'000	2015 US\$'000
Capital and reserves			
Share capital	26	11,851	11,851
Share premium and reserves		46,642	53,639
		58,493	65,490
Non-current liabilities			
Deferred tax liability	27	19	–
Obligations under finance leases	24	20	31
		39	31
		58,532	65,521

The consolidated financial statements on pages 26 to 79 were approved and authorised for issue by the Board of Directors on 19 September 2016 and are signed on its behalf by:

Chiu Hang Tai
DIRECTOR

Chiu Samson Hang Chin
DIRECTOR

Consolidated Statement of Changes in Equity

For the year ended 30 June 2016

	Share capital US\$'000	Share premium US\$'000	Surplus account US\$'000 (note)	Exchange reserve US\$'000	Share options reserve US\$'000	Retained profits US\$'000	Total US\$'000
At 1 July 2014	11,851	27,083	2,954	1,764	14	28,993	72,659
Loss for the year	-	-	-	-	-	(6,567)	(6,567)
Other comprehensive (expense) income for the year							
Exchange differences arising on translation of foreign operations	-	-	-	(773)	-	-	(773)
Reclassification of exchange reserve to profit or loss upon liquidation of a subsidiary	-	-	-	171	-	-	171
	-	-	-	(602)	-	-	(602)
Total comprehensive expense for the year	-	-	-	(602)	-	(6,567)	(7,169)
At 30 June 2015	11,851	27,083	2,954	1,162	14	22,426	65,490
Loss for the year	-	-	-	-	-	(6,362)	(6,362)
Other comprehensive expense for the year							
Exchange differences arising on translation of foreign operations	-	-	-	(635)	-	-	(635)
Total comprehensive expense for the year	-	-	-	(635)	-	(6,362)	(6,997)
At 30 June 2016	11,851	27,083	2,954	527	14	16,064	58,493

Note: Surplus account of the Group represents the difference between the nominal amount of the share capital issued by the Company and the aggregate of the nominal amount of the issued share capital and other reserve accounts of Pine Technology (BVI) Limited, the subsidiary which was acquired by the Company pursuant to the group reorganisation in previous years.

Consolidated Statement of Cash Flows

For the year ended 30 June 2016

	2016 US\$'000	2015 US\$'000
OPERATING ACTIVITIES		
Loss before tax	(6,975)	(5,766)
Adjustments for:		
Finance costs	741	874
Interest income	(26)	(28)
Gain on disposal of property, plant and equipment	(16)	(1,498)
Allowance for doubtful debts recognised, net	152	609
Allowance for (reversal of write down of) inventories	1,104	(61)
Amortisation of development costs	199	243
Amortisation of trademarks	18	19
Trademarks written off	108	–
Depreciation of property, plant and equipment	747	499
Share of results of a joint venture	26	–
Reclassification of exchange reserve to profit or loss upon liquidation of a subsidiary	–	171
<hr/>		
Operating cash flow before movements in working capital	(3,922)	(4,938)
Decrease in inventories	1,268	12,937
Increase in trade and other receivables	(2,208)	(11,424)
Increase in trade and other payables	7,505	1,115
Increase in amounts due from a joint venture	(1,456)	–
Increase in amounts due to a joint venture	576	–
<hr/>		
Cash generated from (used in) operations	1,763	(2,310)
Hong Kong Profits Tax paid	(4)	(4)
PRC income tax paid	(104)	(110)
Overseas tax paid	(791)	(66)
<hr/>		
NET CASH FROM (USED IN) OPERATING ACTIVITIES	864	(2,490)
<hr/>		
INVESTING ACTIVITIES		
Interest received	10	12
Proceeds from disposal of property, plant and equipment	25	4,838
Purchase of property, plant and equipment	(91)	(49)
Development expenditure incurred	(216)	(228)
Additions of trademarks	(7)	(7)
Placement of pledged bank deposits	(9)	(11)
Investment in a joint venture	(26)	–
<hr/>		
NET CASH (USED IN) FROM INVESTING ACTIVITIES	(314)	4,555

Consolidated Statement of Cash Flows

For the year ended 30 June 2016

	2016	2015
	US\$'000	US\$'000
FINANCING ACTIVITIES		
Interest paid	(741)	(874)
New bank borrowings raised	72,961	68,225
Repayment of bank borrowings	(75,583)	(70,031)
Repayment of obligations under finance leases	(11)	(11)
NET CASH USED IN FINANCING ACTIVITIES	(3,374)	(2,691)
NET DECREASE IN CASH AND CASH EQUIVALENTS	(2,824)	(626)
CASH AND CASH EQUIVALENTS AT BEGINNING OF THE YEAR	8,677	9,363
EFFECT OF FOREIGN EXCHANGE RATE CHANGES	78	(60)
CASH AND CASH EQUIVALENTS AT END OF THE YEAR	5,931	8,677
ANALYSIS OF BALANCES OF CASH AND CASH EQUIVALENTS		
Bank balances and cash	5,931	8,677

Notes to the Consolidated Financial Statements

For the year ended 30 June 2016

1. GENERAL

PINE Technology Holdings Limited (the “Company”) is incorporated in Bermuda as an exempted company with limited liability and its shares are listed and traded on the Main Board of The Stock Exchange of Hong Kong Limited (the “Stock Exchange”). The Company and its subsidiaries are together referred to as the Group. The addresses of the registered office and principal place of business of the Company are Clarendon House, 2 Church Street Hamilton HM11, Bermuda and Unit 1201, 12/F, 148 Electric Road, North Point, Hong Kong, respectively.

The principal activities of the Group are the manufacturing and sales of high-quality computer components, and consumer electronic products and others. The Company acts as an investment holding company. Details of the principal activities of the subsidiaries are set out in note 37.

The consolidated financial statements are presented in United States dollars (“US\$”), which is the same as the functional currency of the Company.

2. APPLICATION OF NEW AND REVISED HONG KONG FINANCIAL REPORTING STANDARDS (“HKFRSs”)

There is no new or revised HKFRSs issued by the Hong Kong Institute of Certified Public Accountants (the “HKICPA”) applied by the Group for the first time in the current year.

New and revised HKFRSs in issue but not yet effective

The Group has not early applied the following new and revised HKFRSs that have been issued but are not yet effective.

HKFRS 9	Financial Instruments ¹
HKFRS 15	Revenue from Contracts with Customers ¹
HKFRS 16	Leases ⁴
Amendments to HKFRS 2	Classification and Measurement of Share-based Payment Transactions ¹
Amendments to HKFRS 10 and HKAS 28	Sale or Contribution of Assets between an Investor and its Associate or Joint Venture ³
Amendments to HKFRS 10, HKFRS 12 and HKAS 28	Investment Entities: Applying the Consolidation Exception ²
Amendments to HKFRS 15	Clarifications to HKFRS 15 Revenue from Contracts with Customers ¹
Amendments to HKFRSs	Annual Improvements to HKFRSs 2012 – 2014 Cycle ²
Amendments to HKAS 1	Disclosure Initiative ²
Amendments to HKAS 16 and HKAS 38	Clarification of Acceptable Methods of Depreciation and Amortisation ²
Amendments to HKAS 16 and HKAS 41	Agriculture: Bearer Plants ²
Amendments to HKAS 27	Equity Method in Separate Financial Statements ²

Notes to the Consolidated Financial Statements

For the year ended 30 June 2016

2. APPLICATION OF NEW AND REVISED HONG KONG FINANCIAL REPORTING STANDARDS (“HKFRSs”) (Continued)

New and revised HKFRSs in issue but not yet effective (Continued)

Amendments to HKAS 7	Disclosure Initiative ⁵
Amendments to HKAS 12	Recognition of Deferred Tax Assets for Unrealised Losses ⁵

- ¹ Effective for annual periods beginning on or after 1 January 2018
- ² Effective for annual periods beginning on or after 1 January 2016
- ³ Effective for annual periods beginning on or after a date to be determined
- ⁴ Effective for annual periods beginning on or after 1 January 2019
- ⁵ Effective for annual periods beginning on or after 1 January 2017

The directors of the Company do not anticipate that the application of these amendments will have a material effect on the amounts recognised in the Group’s consolidated financial statements.

3. SIGNIFICANT ACCOUNTING POLICIES

The consolidated financial statements have been prepared in accordance with HKFRSs issued by the HKICPA. In addition, the consolidated financial statements include applicable disclosures required by the Rules Governing the Listing of Securities on the Stock Exchange and by the Hong Kong Companies Ordinance.

The consolidated financial statements have been prepared on the historical cost basis.

Historical cost is generally based on the fair value of the consideration given in exchange for goods and services.

Fair value is the price that would be received to sell an asset or paid to transfer a liability in an orderly transaction between market participants at the measurement date, regardless of whether that price is directly observable or estimated using another valuation technique. In estimating the fair value of an asset or a liability, the Group takes into account the characteristics of the asset or liability if market participants would take those characteristics into account when pricing the asset or liability at the measurement date. Fair value for measurement and/or disclosure purposes in these consolidated financial statements is determined on such a basis, except for share-based payment transactions that are within the scope of HKFRS 2, leasing transactions that are within the scope of HKAS 17, and measurements that have some similarities to fair value but are not fair value, such as net realisable value in HKAS 2 or value in use in HKAS 36.

Notes to the Consolidated Financial Statements

For the year ended 30 June 2016

3. SIGNIFICANT ACCOUNTING POLICIES *(Continued)*

In addition, for financial reporting purposes, fair value measurements are categorised into Level 1, 2 or 3 based on the degree to which the inputs to the fair value measurements are observable and the significance of the inputs to the fair value measurement in its entirety, which are described as follows:

- Level 1 inputs are quoted prices (unadjusted) in active markets for identical assets or liabilities that the entity can access at the measurement date;
- Level 2 inputs are inputs, other than quoted prices included within Level 1, that are observable for the asset or liability, either directly or indirectly; and
- Level 3 inputs are unobservable inputs for the asset or liability.

The principal accounting policies are set out below.

Basis of consolidation

The consolidated financial statements incorporate the financial statements of the Company and entities controlled by the Company and its subsidiaries. Control is achieved when the Company:

- has power over the investee;
- is exposed, or has rights, to variable returns from its involvement with the investee; and
- has the ability to use its power to affect its returns.

The Group reassesses whether or not it controls an investee if facts and circumstances indicate that there are changes to one or more of the three elements of control listed above.

Consolidation of a subsidiary begins when the Group obtains control over the subsidiary and ceases when the Group loses control of the subsidiary. Specifically, income and expenses of subsidiaries acquired or disposed of during the year are included in the consolidated statement of profit or loss and other comprehensive income from the date the Group gains control until the date when the Group ceases to control the subsidiary.

Notes to the Consolidated Financial Statements

For the year ended 30 June 2016

3. SIGNIFICANT ACCOUNTING POLICIES *(Continued)*

Basis of consolidation *(Continued)*

When necessary, adjustments are made to the financial statements of subsidiaries to bring their accounting policies into line with the Group's accounting policies.

All intra-group assets and liabilities, equity, income, expenses and cash flows relating to transactions between members of the Group are eliminated in full on consolidation.

Revenue recognition

Revenue is measured at the fair value of the consideration received or receivable. Revenue is reduced for estimated customer returns, rebates and other similar allowances.

Revenue from the sale of goods is recognised when the goods are delivered and titles have passed, at which time all the following conditions are satisfied:

- the Group has transferred to the buyer the significant risks and rewards of ownership of the goods;
- the Group retains neither continuing managerial involvement to the degree usually associated with ownership nor effective control over the goods sold;
- the amount of revenue can be measured reliably;
- it is probable that the economic benefits associated with the transaction will flow to the Group; and
- the cost incurred or to be incurred in respect of the transaction can be measured reliably.

Interest income from a financial asset is recognised when it is probable that economic benefits will flow to the Group and the amount of income can be measured reliably. Interest income is accrued on a time basis, by reference to the principal outstanding and at the effective interest rate applicable, which is the rate that exactly discounts estimated future cash receipts through the expected life of the financial asset to that asset's net carrying amount on initial recognition.

Notes to the Consolidated Financial Statements

For the year ended 30 June 2016

3. SIGNIFICANT ACCOUNTING POLICIES *(Continued)*

Property, plant and equipment

Property, plant and equipment including building held for use in the production or supply of goods or services, or for administrative purposes. Property, plant and equipment are stated in the consolidated statement of financial position at cost, less subsequent accumulated depreciation and subsequent accumulated impairment losses, if any. No depreciation is provided for freehold land which is stated at cost less subsequent accumulated impairment losses, if any.

Depreciation is recognised so as to write off the cost of assets less their residual values over their estimated useful lives, using the straight-line method. The estimated useful lives, residual values and depreciation method are reviewed at the end of each reporting period, with the effect of any changes in estimate accounted for on a prospective basis.

Assets held under finance leases are depreciated over their expected useful lives on the same basis as owned assets. However, when there is no reasonable certainty that ownership will be obtained by the end of the lease term, assets are depreciated over the shorter of the lease term and their useful lives.

An item of property, plant and equipment is derecognised upon disposal or when no future economic benefits are expected to arise from the continued use of the asset. Any gain or loss arising on the disposal or retirement of an item of property, plant and equipment is determined as the difference between the sales proceeds and the carrying amount of the asset and is recognised in profit or loss.

Intangible assets

Trademarks

Intangible assets with finite useful lives that are acquired separately are carried at costs less accumulated amortisation and accumulated impairment losses. Amortisation is recognised on a straight-line basis over their estimated useful lives. The estimated useful life and amortisation method are reviewed at the end of each reporting period, with the effect of any changes in estimate being accounted for on a prospective basis.

Notes to the Consolidated Financial Statements

For the year ended 30 June 2016

3. SIGNIFICANT ACCOUNTING POLICIES (Continued)

Intangible assets (Continued)

Research and development expenditure

Expenditure on research activities is recognised as an expense in the period in which it is incurred.

An internally-generated intangible asset arising from development activities (or from the development phase of an internal project) is recognised if, and only if, all of the following have been demonstrated:

- the technical feasibility of completing the intangible asset so that it will be available for use or sale;
- the intention to complete the intangible asset and use or sell it;
- the ability to use or sell the intangible asset;
- how the intangible asset will generate probable future economic benefits;
- the availability of adequate technical, financial and other resources to complete the development and to use or sell the intangible asset; and
- the ability to measure reliably the expenditure attributable to the intangible asset during its development.

The amount initially recognised for internally-generated intangible asset is the sum of the expenditure incurred from the date when the intangible asset first meets the recognition criteria listed above. Where no internally-generated intangible asset can be recognised, development expenditure is recognised in profit or loss in the period in which it is incurred.

Subsequent to initial recognition, internally-generated intangible assets are reported at cost less accumulated amortisation and accumulated impairment losses, on the same basis as intangible assets that are acquired separately.

Notes to the Consolidated Financial Statements

For the year ended 30 June 2016

3. SIGNIFICANT ACCOUNTING POLICIES *(Continued)*

Impairment of tangible and intangible assets

At the end of each reporting period, the Group reviews the carrying amounts of its tangible and intangible assets with finite useful lives to determine whether there is any indication that those assets have suffered an impairment loss. If any such indication exists, the recoverable amount of the asset is estimated in order to determine the extent of the impairment loss (if any). When it is not possible to estimate the recoverable amount of an individual asset, the Group estimates the recoverable amount of the cash-generating unit to which the asset belongs. When a reasonable and consistent basis of allocation can be identified, corporate assets are also allocated to individual cash-generating units, or otherwise they are allocated to the smallest group of cash-generating units for which a reasonable and consistent allocation basis can be identified.

Recoverable amount is the higher of fair value less costs of disposal and value in use. In assessing value in use, the estimated future cash flows are discounted to their present value using a pre-tax discount rate that reflects current market assessments of the time value of money and the risks specific to the asset for which the estimates of future cash flows have not been adjusted.

If the recoverable amount of an asset (or a cash-generating unit) is estimated to be less than its carrying amount, the carrying amount of the asset (or a cash-generating unit) is reduced to its recoverable amount. An impairment loss is recognised immediately in profit or loss.

Where an impairment loss subsequently reverses, the carrying amount of the asset (or cash-generating unit) is increased to the revised estimate of its recoverable amount, but so that the increased carrying amount does not exceed the carrying amount that would have been determined had no impairment loss been recognised for the asset (or a cash-generating unit) in prior years. A reversal of an impairment loss is recognised immediately in profit or loss.

Inventories

Inventories are stated at the lower of cost and net realisable value. Costs of inventories are determined on a first-in-first-out basis. Net realisable value represents the estimated selling price for inventories less all estimated costs of completion and costs necessary to make the sale.

Notes to the Consolidated Financial Statements

For the year ended 30 June 2016

3. SIGNIFICANT ACCOUNTING POLICIES *(Continued)*

Financial instruments

Financial assets and financial liabilities are recognised when a group entity becomes a party to the contractual provisions of the instruments.

Financial assets and financial liabilities are initially measured at fair value. Transaction costs that are directly attributable to the acquisition or issue of financial assets and financial liabilities are added to or deducted from the fair value of the financial assets or financial liabilities, as appropriate, on initial recognition.

Financial assets

The Group's financial assets are classified as loans and receivables. The classification depends on the nature and purpose of the financial assets and is determined at the time of initial recognition. All regular way purchases or sales of financial assets are recognised and derecognised on a trade date basis. Regular way purchases or sales are purchases or sales of financial assets that require delivery of assets within the time frame established by regulation or convention in the marketplace.

Effective interest method

The effective interest method is a method of calculating the amortised cost of a debt instrument and of allocating interest income over the relevant period. The effective interest rate is the rate that exactly discounts estimated future cash receipts (including all fees and points paid or received that form an integral part of the effective interest rate, transaction costs and other premiums or discounts) through the expected life of the debt instrument, or, where appropriate, a shorter period, to the net carrying amount on initial recognition.

Interest income is recognised on an effective interest basis for debt instruments.

Loans and receivables

Loans and receivables are non-derivative financial assets with fixed or determinable payments that are not quoted in an active market. Subsequent to initial recognition, loans and receivables (including deposit placed for a life insurance policy, trade and other receivables, amount due from a joint venture, pledged bank deposits and bank balances and cash) are measured at amortised cost using the effective interest method, less any impairment (see accounting policy on impairment of financial assets below).

Interest income is recognised by applying the effective interest rate, except for short-term receivables where the recognition of interest would be immaterial.

Notes to the Consolidated Financial Statements

For the year ended 30 June 2016

3. SIGNIFICANT ACCOUNTING POLICIES (Continued)

Financial instruments (Continued)

Financial assets (Continued)

Impairment of financial assets

Financial assets are assessed for indicators of impairment at the end of each reporting period. Financial assets are considered to be impaired when there is objective evidence that, as a result of one or more events that occurred after the initial recognition of the financial asset, the estimated future cash flows of the financial assets have been affected.

Objective evidence of impairment could include:

- significant financial difficulty of the issuer or counterparty; or
- breach of contract, such as a default or delinquency in interest or principal payments; or
- it becoming probable that the borrower will enter bankruptcy or financial re-organisation.

For certain categories of financial assets, such as trade receivables, assets that are assessed not to be impaired individually are, in addition, assessed for impairment on a collective basis. Objective evidence of impairment for a portfolio of receivables could include the Group's past experience of collecting payments, an increase in the number of delayed payments in the portfolio pass the average credit period, and observable changes in national or local economic conditions that correlate with default on receivables.

For financial assets carried at amortised cost, the amount of impairment loss recognised is the difference between the asset's carrying amount and the present value of the estimated future cash flows discounted at the financial asset's original effective interest rate.

The carrying amount of the financial asset is reduced by the impairment loss directly for all financial assets with the exception of trade and other receivables, where the carrying amount is reduced through the use of an allowance account. Changes in the carrying amount of the allowance account are recognised in profit or loss. When a receivable is considered uncollectible, it is written off against the allowance account. Subsequent recoveries of amounts previously written off are against the allowance account.

For financial assets measured at amortised cost, if, in a subsequent period, the amount of the impairment loss decreases and the decrease can be related objectively to an event occurring after the impairment was recognised, the previously recognised impairment loss is reversed through profit or loss to the extent that the carrying amount of the asset at the date the impairment is reversed does not exceed what the amortised cost would have been had the impairment not been recognised.

Notes to the Consolidated Financial Statements

For the year ended 30 June 2016

3. SIGNIFICANT ACCOUNTING POLICIES (Continued)

Financial instruments (Continued)

Financial liabilities and equity instruments

Classification as debt or equity

Debt and equity instruments issued by a group entity are classified as either financial liabilities or as equity in accordance with the substance of the contractual arrangements and the definitions of a financial liability and an equity instrument.

Equity instruments

An equity instrument is any contract that evidences a residual interest in the assets of an entity after deducting all of its liabilities. Equity instruments issued by the Group are recognised at the proceeds received, net of direct issue costs.

Financial liabilities

Financial liabilities (including trade and other payables, amount due to a joint venture and bank borrowings) are subsequently measured at amortised cost, using the effective interest method.

Effective interest method

The effective interest method is a method of calculating the amortised cost of a financial liability and of allocating interest expense over the relevant period. The effective interest rate is the rate that exactly discounts estimated future cash payments (including all fees and points paid or received that form an integral part of the effective interest rate, transaction costs and other premiums or discounts) through the expected life of the financial liability, or, where appropriate, a shorter period, to the net carrying amount on initial recognition.

Interest expense is recognised on an effective interest basis.

Derecognition

The Group derecognises a financial asset only when the contractual rights to the cash flows from the asset expire, or when it transfers the financial asset and substantially all the risks and rewards of ownership of the asset to another entity.

On derecognition of a financial asset in its entirety, the difference between the asset's carrying amount and the sum of the consideration received and receivable and the cumulative gain or loss that had been recognised in other comprehensive income and accumulated in equity is recognised in profit or loss.

The Group derecognises financial liabilities when, and only when, the Group's obligations are discharged, cancelled or have expired. The difference between the carrying amount of the financial liability derecognised and the consideration paid and payable is recognised in profit or loss.

Notes to the Consolidated Financial Statements

For the year ended 30 June 2016

3. SIGNIFICANT ACCOUNTING POLICIES *(Continued)*

Leasing

Leases are classified as finance leases whenever the terms of the lease transfer substantially all the risks and rewards of ownership to the lessee. All other leases are classified as operating leases.

Assets held under finance leases are recognised as assets of the Group at their fair value at the inception of the lease or, if lower, at the present value of the minimum lease payments. The corresponding liability to the lessor is included in the consolidated statement of financial position as obligations under finance lease.

Lease payments are apportioned between finance expenses and reduction of the lease obligation so as to achieve a constant rate of interest on the remaining balance of the liability. Finance expenses are recognised immediately in profit or loss.

Operating lease payments are recognised as an expense on a straight-line basis over the lease term, except where another systematic basis is more representative of the time pattern in which economic benefits from the leased asset are consumed.

Borrowing costs

Borrowing costs directly attributable to the acquisition, construction or production of qualifying assets, which are assets that necessarily take a substantial period of time to get ready for their intended use or sale, are added to the cost of those assets, until such time as the assets are substantially ready for their intended use or sale.

All other borrowing costs are recognised in profit or loss in the period in which they are incurred.

Taxation

Income tax expense represents the sum of the tax currently payable and deferred tax.

The tax currently payable is based on taxable profit for the year. Taxable profit differs from 'loss before tax' as reported in the consolidated statement of profit or loss and other comprehensive income because of items of income or expense that are taxable or deductible in other years and items that are never taxable or deductible. The Group's liability for current tax is calculated using tax rates that have been enacted or substantively enacted by the end of the reporting period.

Deferred tax is recognised on temporary differences between the carrying amounts of assets and liabilities in the consolidated statements of financial positions and the corresponding tax bases used in the computation of taxable profit. Deferred tax liabilities are generally recognised for all taxable temporary differences. Deferred tax assets are generally recognised for all deductible temporary differences to the extent that it is probable that taxable profits will be available against which those deductible temporary differences can be utilised. Such deferred tax assets and liabilities are not recognised if the temporary difference arises from the initial recognition of assets and liabilities in a transaction that affects neither the taxable profit nor the accounting profit.

Notes to the Consolidated Financial Statements

For the year ended 30 June 2016

3. SIGNIFICANT ACCOUNTING POLICIES *(Continued)*

Taxation *(Continued)*

Deferred tax liabilities are recognised for taxable temporary differences associated with investments in subsidiaries, except where the Group is able to control the reversal of the temporary difference and it is probable that the temporary difference will not reverse in the foreseeable future. Deferred tax assets arising from deductible temporary differences associated with such investments are only recognised to the extent that it is probable that there will be sufficient taxable profits against which to utilise the benefits of the temporary differences and they are expected to reverse in the foreseeable future.

The carrying amount of deferred tax assets is reviewed at the end of each reporting period and reduced to the extent that it is no longer probable that sufficient taxable profits will be available to allow all or part of the asset to be recovered.

Deferred tax assets and liabilities are measured at the tax rates that are expected to apply in the period in which the liability is settled or the asset realised, based on tax rates (and tax laws) that have been enacted or substantively enacted by the end of the reporting period.

The measurement of deferred tax liabilities and assets reflects the tax consequences that would follow from the manner in which the Group expects, at the end of the reporting period, to recover or settle the carrying amount of its assets and liabilities.

Current and deferred tax are recognised in profit or loss, except when they relate to items that are recognised in other comprehensive income or directly in equity, in which case, the current and deferred tax are also recognised in other comprehensive income or directly in equity respectively.

Foreign currencies

In preparing the financial statements of each individual group entity, transactions in currencies other than the functional currency (foreign currencies) are recognised at the rates of exchanges prevailing at the dates of the transactions. At the end of each reporting period, monetary items denominated in foreign currencies are retranslated at the rates prevailing at that date. Non-monetary items that are measured in terms of historical cost in a foreign currency are not retranslated.

Exchange differences arising on monetary items, are recognised in profit or loss in the period in which they arise.

For the purposes of presenting the consolidated financial statements, the assets and liabilities of the Group's foreign operations are translated into the presentation currency of the Group (i.e. US\$) using exchange rates prevailing at the end of each reporting period. Income and expenses items are translated at the average exchange rates for the year, unless exchange rates fluctuate significantly during that period, in which case, the exchange rates at the dates of the transactions are used. Exchange differences arising, if any, are recognised in other comprehensive income and accumulated in equity under the heading of exchange reserve.

Notes to the Consolidated Financial Statements

For the year ended 30 June 2016

3. SIGNIFICANT ACCOUNTING POLICIES *(Continued)*

Share-based payment arrangements

Equity-settled share-based payment transactions

Share options granted to employees

Equity-settled share-based payments to employees and others providing similar services are measured at the fair value of the equity instruments at the grant date.

The fair value of services received determined by reference to the fair value of share options granted at the grant date and is expensed on a straight-line basis over the vesting period, based on the Group's estimate of equity instruments that will eventually vest, with a corresponding increase in equity.

At the end of the reporting period, the Group revises its estimates of the number of options that are expected to vest. The impact of the revision of the original estimates, if any, is recognised in profit or loss such that the cumulated expense reflects the revised estimate, with a corresponding adjustment to the share options reserve.

For share options that vest immediately at the date of grant, the fair value of the share options granted is expensed immediately to profit or loss.

When share options are exercised, the amount previously recognised in share options reserve will be transferred to share premium. When the share options are forfeited after the vesting date or are still not exercised at the expiry date, the amount previously recognised in share options reserve will be transferred to retained profits.

Retirement benefits costs

Payments to the defined contribution retirement benefits schemes and Mandatory Provident Fund Scheme are recognised as an expense when employees have rendered service entitling them to the contributions.

4. KEY SOURCES OF ESTIMATION UNCERTAINTY

In the application of the Group's accounting policies, which are described in note 3, the directors of the Company are required to make estimates and assumptions about the carrying amounts of assets and liabilities that are not readily apparent from other sources. The estimates and associated assumptions are based on historical experience and other factors that are considered to be relevant. Actual results may differ from these estimates.

The estimates and underlying assumptions are reviewed on an ongoing basis. Revisions to accounting estimates are recognised in the period in which the estimate is revised if the revision affects only that period, or in the period of the revision and future periods if the revision affects both current and future periods.

Notes to the Consolidated Financial Statements

For the year ended 30 June 2016

4. KEY SOURCES OF ESTIMATION UNCERTAINTY *(Continued)*

The followings are the key assumptions concerning the future, and other key sources of estimation uncertainty at the end of the reporting period, that have a significant risk of causing a material adjustment to the carrying amounts of assets within the next financial year.

Impairment of property, plant and equipment, development costs and trademarks

As at 30 June 2016, the directors of the Company conducted a review of the relevant assets belonged to the Group's brand products operating division as there was recurring loss for the Group's brand products operating division. The relevant assets comprised the Group's certain items of property, plant and equipment of approximately US\$305,000 (2015: US\$1,176,000) (see note 13) development cost of approximately US\$206,000 (2015: US\$205,000) (see note 14) and trademarks of approximately US\$159,000 (2015: US\$278,000) (see note 15). Determining whether these assets are impaired requires an estimation of the value in use of Group's brand products operating division which is the cash-generating unit to which these assets have been allocated. The value in use calculation requires the Group to estimate the future cash flows expected to arise from these assets based on the latest financial budgets approved by the management and a suitable discount rate in order to calculate the present value of these assets. Based on the assessment, the directors of the Company considered that there is no impairment loss in respect of these assets and any reasonably possible change in the key assumptions is unlikely to result in a material impairment loss based on the sensitivity analysis of the recoverable amount of these assets. Where the actual future cash flows are less than expected, a material impairment loss may arise.

Net realisable value of inventories

Inventories are stated at the lower of cost and net realisable value. Net realisable value is the estimated selling price in the ordinary course of business, less estimated costs to completion and estimated selling expenses. The amount written off to the profit or loss is the difference between the carrying value and net realisable value of the inventories. These estimates are based on the current market condition and the historical experience of selling products of a similar nature. It could change significantly as a result of changes in customer preference and competitor actions in response to market conditions. As at 30 June 2016, the carrying amount of inventories is approximately US\$39,783,000 (2015: US\$42,669,000), net of allowance for inventories of approximately US\$1,951,000 (2015: US\$867,000).

Estimated impairment of trade receivables

When there is objective evidence of impairment loss, the Group takes into consideration the estimation of future cash flows. The amount of the impairment loss is measured as the difference between the asset's carrying amount and the present value of estimated future cash flows (excluding future credit losses that have not been incurred) discounted at the financial asset's original effective interest rate (i.e. the effective interest rate computed at initial recognition). Where the actual future cash flows are less than expected, a material impairment loss may arise. As at 30 June 2016, the carrying amount of trade receivables is approximately US\$54,760,000 (2015: US\$53,987,000), net of allowance for doubtful debts of approximately US\$2,450,000 (2015: US\$2,811,000).

Notes to the Consolidated Financial Statements

For the year ended 30 June 2016

5. REVENUE AND SEGMENT INFORMATION

Revenue represents the amounts received and receivable for goods sold by the Group to outside customers, net of discounts and sales related taxes.

Information reported to the executive directors of the Company, being the chief operating decision maker ("CODM"), for the purpose of resources allocation and assessment of segment performance focuses on the sales of brands of products provided by the Group's operating divisions. The Group is currently organised into two operating divisions, which are sales of Group's brand products and other brand products. These two operating divisions form the basis of internal reports about components of the Group that are regularly reviewed by the CODM for the purpose of resources allocation and performance assessment. No operating segments identified by the CODM have been aggregated in arriving at the reportable segments of the Group.

Specifically, the Group's reportable and operating segments under HKFRS 8 are as follows:

Group's brand products	–	manufacture and sales of market video graphic cards and other computer components under the Group's brand name
Other brand products	–	distribution of other manufacturers' computer components and consumer electronic products and others

The following is an analysis of the Group's revenue and results by operating and reportable segment.

2016

	Group's brand products US\$'000	Other brand products US\$'000	Consolidated US\$'000
REVENUE			
External sales	92,608	62,880	155,488
SEGMENT RESULT	(5,946)	504	(5,442)
Interest income			26
Unallocated corporate expenses			(818)
Finance costs			(741)
Loss before tax			(6,975)

Notes to the Consolidated Financial Statements

For the year ended 30 June 2016

5. REVENUE AND SEGMENT INFORMATION *(Continued)*

2015

	Group's brand products US\$'000	Other brand products US\$'000	Consolidated US\$'000
REVENUE			
External sales	92,980	76,596	169,576
SEGMENT RESULT	(4,578)	529	(4,049)
Interest income			28
Unallocated corporate expenses			(871)
Finance costs			(874)
Loss before tax			(5,766)

The accounting policies of the operating segments are the same as the Group's accounting policies described in note 3. Segment result represents gross loss incurred by or gross profit generated from each segment, net of selling and distribution costs and administration costs directly attributable to each segment without allocation of interest income, corporate expenses and finance costs. This is the measure reported to the CODM for the purposes of resources allocation and performance assessment.

Revenue from major products

The Group's major products are derived from the sales of market video graphic cards included in Group's brand products operating segment amounting to US\$85,421,000 (2015: US\$86,613,000). Others are derived from the sales of other computer components amounting to US\$56,874,000 (2015: US\$73,930,000) and sales of consumer electronic products and others amounting to US\$13,193,000 (2015: US\$9,033,000).

Notes to the Consolidated Financial Statements

For the year ended 30 June 2016

5. REVENUE AND SEGMENT INFORMATION *(Continued)*

Geographical information

The Group's revenue from external customers mainly derives from customers located in Canada, the United States and Asia, and information about its non-current assets by geographical location of the assets are detailed as below:

	Revenue by external customers		Non-current assets	
	2016 US\$'000	2015 US\$'000	2016 US\$'000	2015 US\$'000
Canada	36,528	47,705	158	199
United States	55,901	64,434	88	74
Asia	49,346	43,638	182	1,034
Others	13,713	13,799	458	609
	155,488	169,576	886	1,916

Note: Non-current assets exclude financial instruments.

Information about major customers

Included in revenue arising from sales of Group's brand products of US\$92,608,000 (2015: US\$92,980,000) are revenue of US\$9,928,000 (2015: US\$11,611,000) which arose from sales to the Group's largest customer.

No segment assets, liabilities and other segment information in the measure of the Group's reporting are presented as the information is not reported to the CODM for the purposes of resources allocation and performance assessment.

6. OTHER GAINS AND LOSSES

	2016 US\$'000	2015 US\$'000
Exchange gain, net	142	647
Gain on disposal of property, plant and equipment	16	1,498
Trademarks written off	(108)	–
Allowance for doubtful debts recognised, net	(152)	(609)
Reclassification of exchange reserve to profit or loss upon liquidation of a subsidiary (note)	–	(171)
	(102)	1,365

Note: During the year ended 30 June 2015, a subsidiary of the Company had completed the liquidation process. The cumulative exchange differences arising on translation of net assets of that subsidiary was reclassified from exchange reserve to profit or loss upon liquidation. No significant gain or loss resulted from the liquidation of that subsidiary.

Notes to the Consolidated Financial Statements

For the year ended 30 June 2016

7. FINANCE COSTS

	2016	2015
	US\$'000	US\$'000
Interest on:		
Bank borrowings wholly repayable within five years	740	871
Finance leases	1	3
	741	874

8. DIRECTORS' AND CHIEF EXECUTIVE'S REMUNERATION

	2016	2015
	US\$'000	US\$'000
Fees:		
Executive directors	62	62
Non-executive director	15	15
Independent non-executive directors	45	45
	122	122
Other emoluments to executive directors:		
Basic salaries and other benefits	306	306
Retirement benefits schemes contributions	2	2
	308	308
	430	430

Notes to the Consolidated Financial Statements

For the year ended 30 June 2016

8. DIRECTORS' AND CHIEF EXECUTIVE'S REMUNERATION (Continued)

The details of emoluments paid or payable to each of the directors and the chief executive are as follows:

	Directors' fees		Basic salaries and other benefits		Retirement benefits schemes contributions		Total	
	2016 US\$'000	2015 US\$'000	2016 US\$'000	2015 US\$'000	2016 US\$'000	2015 US\$'000	2016 US\$'000	2015 US\$'000
Executive directors								
Mr. Chiu Hang Tai	31	31	187	187	2	2	220	220
Mr. Chiu Samson Hang Chin	31	31	119	119	-	-	150	150
	62	62	306	306	2	2	370	370
Non-executive director								
Mr. Chiu Herbert H T	15	15	-	-	-	-	15	15
Independent non-executive directors								
Mr. Li Chi Chung	15	15	-	-	-	-	15	15
Mr. So Stephen Hon Cheung	15	15	-	-	-	-	15	15
Dr. Huang Zhijian	15	15	-	-	-	-	15	15
	45	45	-	-	-	-	45	45
	122	122	306	306	2	2	430	430

Mr. Chiu Hang Tai is also the chief executive of the Company and his emoluments disclosed above included those for services rendered by him as the chief executive.

No director or chief executive waived any emoluments during the years ended 30 June 2016 and 30 June 2015.

9. EMPLOYEES' REMUNERATION

The five highest paid individuals of the Group include two (2015: two) executive directors of the Company, whose emoluments are included in note 8 above. The emoluments of the remaining three (2015: three) individuals are as follows:

	2016 US\$'000	2015 US\$'000
Basic salaries and other benefits	343	343
Contributions to retirement benefits schemes	2	2
	345	345

Notes to the Consolidated Financial Statements

For the year ended 30 June 2016

9. EMPLOYEES' REMUNERATION (Continued)

Their emoluments were within the following bands:

	2016	2015
	Number	Number
US\$Nil to US\$129,000	2	2
US\$129,001 to US\$193,000	1	1

The remuneration of senior management, excluding directors, is within the following bands:

	2016	2015
	Number	Number
US\$Nil to US\$129,000	1	1

During each of the two years ended 30 June 2016, no emolument was paid by the Group to the directors or the five highest paid individuals (including directors and employees) as an inducement to join or upon joining the Group or as compensation for loss of office.

10. INCOME TAX (CREDIT) EXPENSE

	2016	2015
	US\$'000	US\$'000
Current tax		
Hong Kong Profits Tax	5	7
The People's Republic of China ("PRC")		
Enterprise Income Tax	82	161
PRC Withholding tax	134	–
Other jurisdictions	8	674
(Over)underprovision in prior years		
Hong Kong Profits Tax	(875)	(2)
PRC Enterprise Income Tax	25	9
Other jurisdictions	(11)	(48)
	(632)	801
Deferred taxation (note 27)	19	–
	(613)	801

Notes to the Consolidated Financial Statements

For the year ended 30 June 2016

10. INCOME TAX (CREDIT) EXPENSE *(Continued)*

Hong Kong Profits Tax is calculated at 16.5% of the estimated assessable profits for both years.

PRC Enterprise Income Tax is calculated at 25% on the estimated assessable profits for both years.

Other jurisdictions mainly included the United States. Taxation arising in other jurisdictions (of which United States is at 40%) is calculated at the rates prevailing in the respective jurisdictions.

Pursuant to the Macao SAR's Offshore Law, Pine Technology (Macao Commercial Offshore) Ltd., a subsidiary of the Company, is exempted for all taxes in Macao, including income tax, industrial tax and stamp duties.

The PRC Enterprise Income Tax Law requires withholding tax to be levied on distribution of profits earned by PRC subsidiary for profits generated after 1 January 2008 at rate of 10% for companies incorporated in the British Virgin Islands ("BVI"), which is the beneficial owner of the dividend received.

The tax (credit) expense for the year can be reconciled to the loss per the consolidated statement of profit or loss and other comprehensive income as follows:

	2016	2015
	US\$'000	US\$'000
Loss before tax	(6,975)	(5,766)
Tax at the applicable tax rate of 40% (note)	(2,790)	(2,307)
Tax effect of expenses not deductible for tax purpose	2,787	3,285
Tax effect of income not taxable for tax purpose	(22)	(123)
Tax effect of utilisation of tax losses previously not recognised	(9)	(101)
Tax effect of tax losses not recognised	499	126
Tax effect of deductible temporary difference not recognised	(63)	15
(Over)underprovision in respect of prior years	(861)	(41)
Deferred tax provided for withholding tax on income derived in the PRC	19	–
Effect of different tax rates of subsidiaries operating in other jurisdictions	(51)	(65)
Others	(122)	12
Tax (credit) expense for the year	(613)	801

Note: The tax rate in the jurisdiction where the operation of the Group substantially based is used as the applicable tax rate.

Notes to the Consolidated Financial Statements

For the year ended 30 June 2016

11. LOSS FOR THE YEAR

	2016	2015
	US\$'000	US\$'000
Loss for the year has been arrived at after charging (crediting):		
Amortisation charges:		
Development costs (included in cost of sales)	199	243
Trademarks	18	19
Auditor's remuneration	351	364
Cost of inventories recognised as an expense	148,857	161,066
Allowance for (reversal of written down) of inventories	1,104	(61)
Depreciation of property, plant and equipment	747	499
Operating lease rentals in respect of land and buildings	1,071	1,398
Research and development costs	32	46
Staff costs:		
Directors' and chief executive's emoluments	430	430
Other staff costs	5,896	6,607
	6,326	7,037
Interest income on bank deposits	(10)	(12)
Interest income on deposit placed for a life insurance policy	(16)	(16)

12. LOSS PER SHARE

The calculation of the basic loss per share attributable to the owners of the Company is based on the following data:

	2016	2015
	US\$'000	US\$'000
Loss for the year attributable to the owners of the Company	(6,362)	(6,567)
	'000	'000
Weighted average number of ordinary shares for the purpose of basic loss per share	921,585	921,585

No diluted loss per share for the both years is presented as the exercise of the share options would result in a reduction in loss per share for the both years.

Notes to the Consolidated Financial Statements

For the year ended 30 June 2016

13. PROPERTY, PLANT AND EQUIPMENT

	Freehold land and building in the United States US\$'000	Leasehold improvements US\$'000	Plant and machinery US\$'000	Motor vehicles US\$'000	Furniture, fixtures and equipment US\$'000	Computer equipment US\$'000	Total US\$'000
COST							
At 1 July 2014	3,416	5,209	14,936	304	919	2,616	27,400
Exchange adjustments	-	(61)	(111)	(15)	(7)	(112)	(306)
Additions	-	-	16	-	25	8	49
Disposals	(3,416)	(307)	(120)	-	(23)	-	(3,866)
At 30 June 2015	-	4,841	14,721	289	914	2,512	23,277
Exchange adjustments	-	(10)	(461)	(3)	-	(22)	(496)
Additions	-	11	29	45	3	3	91
Disposals	-	-	(10)	(94)	(4)	(2)	(110)
Written off	-	-	(140)	-	-	-	(140)
At 30 June 2016	-	4,842	14,139	237	913	2,491	22,622
DEPRECIATION							
At 1 July 2014	199	4,315	14,225	192	798	2,480	22,209
Exchange adjustments	-	(48)	(118)	(7)	(3)	(104)	(280)
Provided for the year	56	73	252	32	55	31	499
Eliminated on disposals	(255)	(153)	(95)	-	(23)	-	(526)
At 30 June 2015	-	4,187	14,264	217	827	2,407	21,902
Exchange adjustments	-	(8)	(220)	(1)	-	(20)	(249)
Provided for the year	-	451	210	30	34	22	747
Eliminated on disposals	-	-	(5)	(94)	(1)	(1)	(101)
Eliminated on written off	-	-	(140)	-	-	-	(140)
At 30 June 2016	-	4,630	14,109	152	860	2,408	22,159
CARRYING VALUES							
At 30 June 2016	-	212	30	85	53	83	463
At 30 June 2015	-	654	457	72	87	105	1,375

Notes to the Consolidated Financial Statements

For the year ended 30 June 2016

13. PROPERTY, PLANT AND EQUIPMENT *(Continued)*

The above items of property, plant and equipment are depreciated on a straight-line basis over the following estimated useful lives:

	Estimated useful lives
Building	35 years
Leasehold improvements	2 – 10 years
Plant and machinery	2 – 10 years
Motor vehicles	4 – 6 years
Furniture, fixtures and equipment	4 – 6 years
Computer equipment	4 – 5 years

The carrying values of furniture, fixtures and equipment includes an amount of US\$27,000 (2015: US\$50,000) in respect of assets held under finance leases.

14. DEVELOPMENT COSTS

	US\$'000
COST	
At 1 July 2014	4,820
Exchange adjustments	43
Additions	228
<hr/>	
At 30 June 2015	5,091
Exchange adjustments	(536)
Additions	216
<hr/>	
At 30 June 2016	4,771
<hr/>	
AMORTISATION	
At 1 July 2014	4,601
Exchange adjustments	42
Provided for the year	243
<hr/>	
At 30 June 2015	4,886
Exchange adjustments	(520)
Provided for the year	199
<hr/>	
At 30 June 2016	4,565
<hr/>	
CARRYING VALUES	
At 30 June 2016	206
<hr/>	
At 30 June 2015	205
<hr/>	

The amortisation period for development costs is two years.

Notes to the Consolidated Financial Statements

For the year ended 30 June 2016

15. TRADEMARKS

US\$'000

COST	
At 1 July 2014	377
Addition	7
<hr/>	
At 30 June 2015	384
Addition	7
Written off	(139)
<hr/>	
At 30 June 2016	252
AMORTISATION	
At 1 July 2014	87
Provided for the year	19
<hr/>	
At 30 June 2015	106
Provided for the year	18
Written off	(31)
<hr/>	
At 30 June 2016	93
CARRYING VALUES	
At 30 June 2016	159
<hr/>	
At 30 June 2015	278
<hr/>	

The above trademarks have finite useful lives and are amortised on a straight-line basis over the shorter of the remaining useful lives or twenty years.

At the end of the reporting period, the directors of the Company conducted a review on the Group's trademarks and concluded that certain trademarks were not expected to generate future economic benefits to the Group. Accordingly, these trademarks were written off.

Notes to the Consolidated Financial Statements

For the year ended 30 June 2016

16. DEPOSIT PLACED FOR A LIFE INSURANCE POLICY

	2016	2015
	US\$'000	US\$'000
Deposit placed for a life insurance policy		
– due after one year	445	429

The Group entered into a life insurance policy with an insurance company to insure an executive director. Under the policy, the beneficiary and policy holder is a subsidiary of the Company and the total insured sum is approximately US\$800,000 (2015: US\$800,000). At inception of the life insurance policy, the Group is required to pay an upfront payment of US\$400,000, including an insurance premium charge of US\$24,000. The Group may request full surrender of the policy at any time and receive cash back based on the value of the life insurance policy at the date of withdrawal, which is determined by the gross premium paid plus accumulated interest earned and minus the insurance premium charge (the "Cash Value"). If such withdrawal is made between the 1st to 20th policy year, a pre-determined specified surrender charge would be imposed on the Group.

The insurance company will pay the Group a guaranteed interest rate of 3% per annum, which is also the effective interest rate for the deposit placed on initial recognition, determined by discounting the estimated future cash receipts through the expected life of the insurance policy of 29 years, excluding the financial effect of surrender charge.

The directors considered that the possibility of terminating the policy during the 1st to 20th policy year was low and the expected life of the life insurance policy remained unchanged since the initial recognition, accordingly, the difference between the carrying amount of deposit placed for a life insurance policy as at 30 June 2016 and 30 June 2015 and the Cash Value of the life insurance policy is insignificant.

17. INVENTORIES

	2016	2015
	US\$'000	US\$'000
Raw materials	24,107	17,555
Work in progress	1,078	1,834
Finished goods	14,598	23,280
	39,783	42,669

Notes to the Consolidated Financial Statements

For the year ended 30 June 2016

18. TRADE AND OTHER RECEIVABLES

	2016 US\$'000	2015 US\$'000
Trade receivables	57,210	56,798
Less: Allowance for doubtful debts	(2,450)	(2,811)
	54,760	53,987
Deposits, prepayments and other receivables	1,844	717
	56,604	54,704

The Group allows a credit period of 1 to 180 days (2015: 1 to 180 days) to its trade customers. The following is an aged analysis of trade receivables, net of allowance for doubtful debts, presented based on the invoice date at the end of the reporting period:

	2016 US\$'000	2015 US\$'000
1 to 30 days	15,568	16,692
31 to 60 days	8,616	7,686
61 to 90 days	4,078	7,143
Over 90 days	26,498	22,466
	54,760	53,987

Before accepting any new customer, the Group has assessed the potential customer's credit quality and defined credit rating and limits for each customer. Limits attributed to customers are reviewed once a year. 67% (2015: 69%) of the trade receivables are neither past due nor impaired that are in good credit quality as long credit periods are granted to the respective customers, who have long business relationship with the Group and strong financial position.

Included in the Group's trade receivables balance are debtors with aggregate carrying amount of US\$17,798,000 (2015: US\$16,683,000) which are past due at the end of reporting period for which the Group has not provided for impairment loss. Although no collateral over these balances is held, the Group has assessed the creditworthiness, past payment history and substantial settlement after the end of the reporting period, and considered that the default risk is low, and accordingly no impairment has been provided.

Notes to the Consolidated Financial Statements

For the year ended 30 June 2016

18. TRADE AND OTHER RECEIVABLES *(Continued)*

Aging of trade receivables (by due date) which are past due but not impaired:

	2016 US\$'000	2015 US\$'000
1 to 30 days	5,119	6,274
31 to 60 days	3,732	3,908
61 to 90 days	3,191	2,199
Over 90 days	5,756	4,302
Total	17,798	16,683

Movements in the allowance for doubtful debts:

	2016 US\$'000	2015 US\$'000
At 1 July	(2,811)	(2,506)
Exchange realignment	-	18
Impairment losses recognised, net	(152)	(609)
Amounts written off as uncollectible	513	286
At 30 June	(2,450)	(2,811)

Allowance for doubtful debts is considered on an individual basis and provided for those non-recoverable. The Group does not hold any collateral over these balances. In determining the recoverability of a trade receivable, the Group considers any change in the credit quality of the trade receivable from the date credit was initially granted up to the reporting date.

Notes to the Consolidated Financial Statements

For the year ended 30 June 2016

19. INTEREST IN A JOINT VENTURE

	2016	2015
	US\$'000	US\$'000
Cost of investment in a joint venture – unlisted	26	–
Share of loss	(26)	–
	–	–

Notes:

(a) As at 30 June 2016, the Group had the following joint venture:

Name of joint venture	Place of establishment/ operations	Class of shares held	Proportion of ownership interest		Proportion of voting rights held		Nature of business
			2016	2015	2016	2015	
XFX Technology LLC	United Arab Emirates ("UAE")	Paid up capital	49%	–	50%	–	Wholesale and distribution of computer components

(b) Summarised financial information in respect of the Group's material joint venture is set out below. The summarised financial information below represents amounts shown in the joint venture's financial statements prepared in accordance with HKFRSs.

	2016
	US\$'000
Current assets	1,213
Non-current assets	4
Current liabilities	(1,456)

The above amounts of assets and liabilities include the following:

	2016
	US\$'000
Cash and cash equivalents	172
	2016
	US\$'000
Revenue	1,826
Loss and total comprehensive expense for the year	(220)

Notes to the Consolidated Financial Statements

For the year ended 30 June 2016

19. INTEREST IN A JOINT VENTURE (Continued)

Notes: (Continued)

- (c) The Group has discontinued recognition of all share of loss of the joint venture for the year ended 30 June 2016 because the Group's share of loss in current year has exceeded its investment cost. The amount of the unrecognised share of loss of the joint venture, both for the year and cumulatively, are as follows:

	2016
	US\$'000
Unrecognised and cumulative share of loss	(208)

20. AMOUNTS DUE FROM/TO A JOINT VENTURE

The balances are unsecured, interest-free and repayable on demand.

21. PLEDGED BANK DEPOSITS

The pledged bank deposits have been placed in designated bank accounts in favour of the banks as part of the security for the short-term banking facilities granted to the Group.

The pledged bank deposits, which carry variable interest rates ranging from 0.001% to 0.54% (2015: 0.09% to 0.60%) per annum, will be released upon settlement of relevant bank borrowings.

22. BANK BALANCES AND CASH

Bank balances and cash comprise certain short-term bank deposits at interest rates ranging from 0.001% to 0.25% (2015: 0.001% to 0.25%) per annum with an original maturity of three months or less.

23. TRADE AND OTHER PAYABLES

The following is an aged analysis of trade payables presented based on the invoice date at the end of the reporting period:

	2016	2015
	US\$'000	US\$'000
1 to 30 days	17,990	4,417
31 to 60 days	1,195	5,108
61 to 90 days	604	1,443
Over 90 days	338	566
Trade payables	20,127	11,534
Deposits in advance, accruals and other payables	2,615	3,864
	22,742	15,398

The average credit period on purchase of goods is 30 to 60 days (2015: 30 to 60 days).

Notes to the Consolidated Financial Statements

For the year ended 30 June 2016

24. OBLIGATIONS UNDER FINANCE LEASES

It is the Group's policy to lease certain of its fixtures and equipment under finance leases. The average lease term is five (2015: five) years. Interest rates underlying all obligations under finance leases are fixed at respective contract dates at 5% (2015: 5%) per annum. No arrangement have been entered into for contingent rental payments.

	Minimum lease payments		Present value of minimum lease payments	
	2016 US\$'000	2015 US\$'000	2016 US\$'000	2015 US\$'000
Amounts payable under finance leases				
Within one year	13	13	12	12
In more than one year but not more than two years	22	14	20	12
In more than two years but not more than five years	-	20	-	19
	35	47	32	43
Less: Future finance charges	(3)	(4)		
Present value of lease obligations	32	43		
Less: Amount due for settlement within twelve months (shown under current liabilities)			(12)	(12)
Amount due for settlement after twelve months			20	31

Notes to the Consolidated Financial Statements

For the year ended 30 June 2016

25. BANK BORROWINGS

	2016	2015
	US\$'000	US\$'000
Bank borrowings comprise the following:		
Trust receipts, export and import loans – secured	17,100	17,240
Other bank loans – secured	8,437	10,975
	25,537	28,215
	2016	2015
	US\$'000	US\$'000
Carrying amounts of bank loans that contain a repayable on demand clause (shown under current liabilities) and the maturity analysis based on the scheduled repayment dates set out in the loan agreements are:		
Within one year	25,537	28,215
	25,537	28,215
Less: Amounts due within one year shown under current liabilities	(25,537)	(28,215)
Amounts shown under non-current liabilities	–	–

The ranges of effective interest rates (which are also equal to contracted interest rates) on the Group's variable-rate bank borrowings are 2.38% to 4.8% (2015: 1.99% to 5.10%).

Notes to the Consolidated Financial Statements

For the year ended 30 June 2016

25. BANK BORROWINGS *(Continued)*

The carrying amounts of the Group's borrowings are analysed as follows:

Denominated in	Interest rate per annum	2016 US\$'000	2015 US\$'000
Hong Kong dollars ("HK\$") (note)	Hong Kong Interbank Offered Rate ("HIBOR") plus 2.5% to 3% (2015: 2.5% to 3%)	3,100	2,756
US\$	London Interbank Offered Rate ("LIBOR") plus 1.75% to 2.5% (2015: 1.75% to 2.5%)	18,265	21,255
	Singapore Interbank Offered Rate ("SIBOR") plus 1.5% (2015: 1.5%)	2,516	2,511
Canadian dollars ("CAD")	Canadian Prime Rate plus 1.95% (2015: 1.75%)	1,656	1,693
		25,537	28,215

Note: These borrowings are denominated in currencies other than functional currencies of the relevant group entities.

26. SHARE CAPITAL

Details of the share capital of the Company were as follows:

	Number of shares	Value HK\$'000	US\$ equivalent US\$'000
Ordinary shares of HK\$0.1 each:			
Authorised			
At 1 July 2014, 30 June 2015 and 30 June 2016	2,000,000,000	200,000	25,747
Issued and fully paid			
At 1 July 2014, 30 June 2015 and 30 June 2016	921,584,783	92,159	11,851

None of the Company's subsidiaries purchased, sold or redeemed any of the Company's listed securities during the year.

Notes to the Consolidated Financial Statements

For the year ended 30 June 2016

27. DEFERRED TAX LIABILITY

The following are the major deferred tax liability recognised and movements thereon during the current and prior year:

	Withholding tax on income derived in the PRC US\$'000
At 1 July 2014 and 30 June 2015	–
Charged to profit or loss	19
<hr/>	
At 30 June 2016	19

At 30 June 2016, the Group has estimated tax losses of approximately US\$7,263,000 (2015: US\$6,198,000) available for offset against future profits. No deferred tax asset has been recognised in respect of such losses due to the unpredictability of future profit streams. Included in unrecognised tax losses are losses of US\$1,402,000 (2015: US\$1,598,000) and US\$1,036,000 (2015: US\$268,000) that will expire in 2034 (2015: 2034) and 2030 (2015: 2030) respectively. Other losses may be carried forward indefinitely.

At 30 June 2016, no deferred tax liability has been recognised in respect of temporary differences attributable to certain undistributed earnings of subsidiaries of approximately US\$3,614,000 (2015: US\$5,235,000) because the Group is in a position to control the timing of the reversal of the temporary differences and it is probable that such differences will not reverse in the foreseeable future.

At 30 June 2016, the Group has deductible temporary differences of US\$1,039,000 (2015: US\$1,182,000). No deferred tax asset has been recognised in relation to such deductible temporary difference as it is not probable that taxable profit will be available against which the deductible temporary differences can be utilised.

28. SHARE OPTIONS

Pursuant to a resolution passed on 22 November 2013, the Company has adopted a new share option scheme (the “New Scheme”), for the purpose of providing incentives to directors and eligible employees and, unless otherwise cancelled or amended, expired on 21 November 2023. No further options can be granted under the share option scheme which was adopted on 16 April 2003 (the “Old Scheme”) which expired on 15 April 2013.

The New Scheme and the Old Scheme shall be valid and effective until the respective expiry dates, after which period no further share options will be granted but the provisions of these schemes shall remain in force to the extent necessary to give effect to the exercise of any options granted or exercised prior thereto. Under the New Scheme and the Old Scheme, the Board of Directors of the Company may grant options to eligible employees, including executive directors of the Company, any of its subsidiaries, or any persons who have contributed or will contribute to the Group, to subscribe for shares in the Company.

Notes to the Consolidated Financial Statements

For the year ended 30 June 2016

28. SHARE OPTIONS *(Continued)*

The total number of shares in respect of which options may be granted under the New Scheme and the Old Scheme and any other schemes is not permitted to exceed 10% of the shares of the Company in issue at the respective date of shareholders' approval of each scheme (the "Scheme Mandate Limit") or, if such 10% limit is refreshed, at the date of shareholders' approval of the renewal of the Scheme Mandate Limit. The maximum aggregate number of shares which may be issued upon the exercise of all outstanding options granted and yet to be exercised under the New Scheme and the Old Scheme and any other share option schemes, must not exceed 30% of the total number of shares of the Company in issue from time to time. The number of shares in respect of which options may be granted to any individual in any one year is not permitted to exceed 1% of the shares of the Company then in issue, without prior approval from the Company's shareholders. Each grant of options to any director, chief executive or substantial shareholder must be approved by independent non-executive directors. Where any grant of options to a substantial shareholder or an independent non-executive director or any of their respective associates would result in the shares of the Company issued and to be issued upon exercise of options already granted and to be granted in excess of 0.1% of the Company's issued share capital and with a value in excess of HK\$5,000,000 in the 12-month period up to the date of grant, then the grant must be approved in advance by the Company's shareholders.

Options granted must be taken up within 21 days from the date of grant, upon payment of HK\$1 per option. An option may be exercised in accordance with the terms of the New Scheme and the Old Scheme at any time during the respective effective period of each scheme to be notified by the board of directors which shall not be later than 10 years from the date of grant. The exercise price is determined by the directors of the Company, and will not be less than the highest of the closing price of the Company's share on the date of grant, the average closing price of the share on the Stock Exchange for the five business days immediately preceding the date of grant, and the nominal value.

No share options have been granted, exercised, cancelled or lapsed under the New Scheme since its adoption.

Notes to the Consolidated Financial Statements

For the year ended 30 June 2016

28. SHARE OPTIONS (Continued)

Details of the share options granted under the Old Scheme during the two years ended 30 June 2016 and 2015 to subscribe for the shares in the Company are as follows:

2016 and 2015

Granted to	Date of grant	Vesting period	Exercisable period (both dates inclusive)	Exercise price HK\$	Number of share options at 1 July 2014, 30 June 2015 and 30 June 2016
Employees	25.3.2011	25.3.2011 – 24.3.2013	25.3.2013 – 24.3.2021	0.207	1,000,000
Exercisable at the end of the year					1,000,000
Weighted average exercise price					0.207

The Group has not recognised any expense for share options in the profit or loss during both years.

29. PLEDGE OF ASSETS

Assets of certain subsidiaries with the following carrying amounts have been pledged to secure the Group's borrowings of US\$7,155,000 (2015: US\$9,693,000).

	2016 US\$'000	2015 US\$'000
Floating charges:		
Property, plant and equipment	234	404
Inventories	9,814	11,411
Trade and other receivables	13,846	14,690
Bank balances and cash	2,414	3,662
	26,308	30,167

In addition, deposit placed for a life insurance policy of US\$445,000 (2015: US\$429,000) and pledged bank deposits of US\$2,722,000 (2015: US\$2,713,000) as disclosed in the consolidated statement of financial position have been pledged to secure the Group's borrowings of US\$18,382,000 (2015: US\$18,522,000).

Notes to the Consolidated Financial Statements

For the year ended 30 June 2016

30. OPERATING LEASE COMMITMENTS

At the end of the reporting period, the Group had commitments for future minimum lease payments under non-cancellable operating leases which fall due as follow:

	2016	2015
	US\$'000	US\$'000
Within one year	724	701
In the second to fifth year inclusive	960	1,437
	1,684	2,138

Operating lease payments represent rentals payable by the Group for certain of its office properties, staff quarters and factory.

Leases are negotiated for terms ranging from one to six years at initial and rentals are fixed for the period of the lease.

31. RETIREMENT BENEFITS SCHEMES

During the year, the Group operated defined contribution retirement benefit schemes in various regions outside Hong Kong for all qualifying employees and the Group also operated a defined contribution scheme for its qualifying employees in Hong Kong prior to 1 December 2000 (collectively "Defined Contribution Schemes"). The assets of the Defined Contribution Schemes are held separately from those of the Group in funds under the control of independent trustees.

Where there are employees who leave the Defined Contribution Schemes prior to vesting fully in the contributions, the contributions payable by the Group are reduced by the amount of forfeited contributions.

The Defined Contribution Schemes are funded by monthly contributions from both employees and the Group at rates ranging from 5% to 15% of the employee's basic salary, depending on the length of service with the Group.

With effect from 1 December 2000, the Group joined a Mandatory Provident Fund Scheme ("MPF Scheme") for all employees in Hong Kong. The MPF Scheme is registered with the Mandatory Provident Fund Scheme Authority under the Mandatory Provident Fund Schemes Ordinance. The assets of the MPF Scheme are held separately from those of the Group in funds under the control of independent trustees.

Under the rules of the MPF Scheme, the Group contributes 5% of relevant payroll costs or HK\$1,500 per month to the scheme with effective from 1 June 2014 (HK\$1,250 per month before 1 June 2014) which contribution is matched by the employee, depending on the length of service with the Group. The only obligation of the Group with respect of the MPF Scheme is to make the required contributions under the scheme.

Notes to the Consolidated Financial Statements

For the year ended 30 June 2016

31. RETIREMENT BENEFITS SCHEMES *(Continued)*

The retirement benefits schemes contributions in respect of the Defined Contribution Schemes and the MPF Scheme charged to the consolidated statement of profit or loss and other comprehensive income represent contributions payable to the funds by the Group at rates specified in the rules of the schemes.

The details of retirement benefits schemes contributions for the Group's employees, net of forfeited contributions, which have been dealt with in the consolidated statement of profit or loss and other comprehensive income of the Group are as follows:

	2016 US\$'000	2015 US\$'000
Retirement benefits schemes contributions	3	28

32. RELATED PARTY DISCLOSURES

The remuneration of executive and non-executive directors and other members of key management during the year was as follows:

	2016 US\$'000	2015 US\$'000
Short-term employee benefits	771	771
Post-employment benefits	4	4
	775	775

Notes to the Consolidated Financial Statements

For the year ended 30 June 2016

33. STATEMENT OF FINANCIAL POSITION OF THE COMPANY AND RESERVES OF THE COMPANY

	2016 US\$'000	2015 US\$'000
Non-current Assets		
Investment in a subsidiary	9,087	9,087
Trademark	4	4
	9,091	9,091
Current Assets		
Amounts due from subsidiaries	36,926	39,526
Bank balances and cash	33	133
	36,659	39,659
Current Liabilities		
Amount due to a subsidiary	1	–
Net Current Assets	36,658	39,659
Net Assets	48,749	48,750
Capital and Reserves		
Share capital	11,851	11,851
Share premium and reserves	36,898	36,899
Total Equity	48,749	48,750

Notes to the Consolidated Financial Statements

For the year ended 30 June 2016

33. STATEMENT OF FINANCIAL POSITION OF THE COMPANY AND RESERVES OF THE COMPANY *(Continued)*

The followings are the movements of the Company's reserves:

	Share premium US\$'000	Surplus account US\$'000 (note)	Share options reserve US\$'000	Other reserve US\$'000	Retained profits US\$'000	Total US\$'000
At 1 July 2014	27,083	9,036	14	(2)	769	36,900
Loss for the year	–	–	–	–	(1)	(1)
At 30 June 2015	27,083	9,036	14	(2)	768	36,899
Loss for the year	–	–	–	–	(1)	(1)
At 30 June 2016	27,083	9,036	14	(2)	767	36,898

Note: Surplus account of the Group represents the difference between the nominal amount of the share capital issued by the Company and the aggregate of the nominal amount of the issued share capital and other reserve accounts of Pine Technology (BVI) Limited, the subsidiary which was acquired by the Company pursuant to the group reorganisation in previous years.

34. CAPITAL RISK MANAGEMENT

The Group manages its capital to ensure that entities in the Group will be able to continue as a going concern while maximising the return to shareholders through the optimisation of the debt and equity balance. The Group's overall strategy remains unchanged from prior year.

The capital structure of the Group consists of net debts, which includes bank borrowings as disclosed in note 25, net of cash and cash equivalents, and equity attributable to the owner of the Company, comprising issued share capital and reserves.

The directors of the Company review the capital structure periodically. As part of this review, the directors consider the cost of capital and the risks associated with each class of capital. Based on recommendations of the directors, the Group will balance its overall capital structure through the payment of dividends, new share issues and share buy-backs as well as the issue of new debt or the repayment of existing debt.

Notes to the Consolidated Financial Statements

For the year ended 30 June 2016

35. FINANCIAL INSTRUMENTS

a. Categories of financial instruments

	2016 US\$'000	2015 US\$'000
Financial assets		
Loans and receivables (including cash and cash equivalents)	66,483	66,310
Financial liabilities		
At amortised costs	48,213	43,418

b. Financial risk management objectives and policies

The Group's financial instruments include deposit placed for a life insurance policy, trade and other receivables, amount due from a joint venture pledged bank deposits, bank balances and cash, trade and other payables, amount due to a joint venture and bank borrowings. Details of these financial instruments are disclosed in respective notes.

The directors of the Company have overall responsibility for the establishment and oversight of the Group's risk management framework. The Group's risk management policies are established to identify and analyse the risks faced by the Group, to set appropriate risk limits and controls to monitor risks and adherence to market conditions and the Group's activities. The Group, through its training and management standards and procedures, aims to develop a constructive control environment in which all employees understand their roles and obligations.

The directors of the Company monitor and manage the financial risks relating to the operations of the Group to ensure appropriate measures are implemented on a timely and effective manner. These risks include market risk (including foreign currency risk and interest rate risk), credit risk and liquidity risk.

Notes to the Consolidated Financial Statements

For the year ended 30 June 2016

35. FINANCIAL INSTRUMENTS *(Continued)*

b. Financial risk management objectives and policies *(Continued)*

Market risk

(i) Currency risk

Certain financial assets and liabilities of the Group are denominated in foreign currencies. The management monitors foreign exchange exposure and will further consider hedging significant foreign currency exposure should the need arise.

The carrying amounts of the Group's foreign currency denominated monetary assets and monetary liabilities including inter-company balances at the end of the reporting period are as follows:

	Assets		Liabilities	
	2016 US\$'000	2015 US\$'000	2016 US\$'000	2015 US\$'000
Group				
HK\$	4,130	4,109	3,812	3,918
US\$	1,599	3,448	3,320	1,693
Inter-company balances				
Renminbi ("RMB")	3,056	3,813	–	–

Sensitivity analysis

In the opinion of directors of the Company, since HK\$ is pegged to US\$, the exposure to exchange fluctuation is limited and hence no sensitivity analysis in relation to HK\$ against US\$ is presented. The Group therefore mainly exposes to the currency of US\$ and RMB, when CAD and US\$ are the functional currency of the relevant subsidiaries, respectively.

The following table details the Group's sensitivity to a 5% (2015: 5%) increase and decrease in US\$ relative to CAD and in RMB relative to US\$.

5% (2015: 5%) is the sensitivity rate used for the management's assessment of the reasonably possible change in foreign exchange rates. The sensitivity analysis includes only outstanding foreign currency denominated monetary items and also inter-company balances denominated in foreign currencies and adjusts their translation at the year end for a 5% (2015: 5%) change in foreign currency rates. The sensitivity analysis of the Group also includes currency risk exposure on inter-company balances.

Notes to the Consolidated Financial Statements

For the year ended 30 June 2016

35. FINANCIAL INSTRUMENTS (Continued)

b. Financial risk management objectives and policies (Continued)

Market risk (Continued)

(i) Currency risk (Continued)

Sensitivity analysis (Continued)

The following table details the Group's sensitivity to a 5% (2015: 5%) when US\$ strengthens 5% (2015: 5%) against CAD or RMB strengthen 5% (2015: 5%) against US\$. There would be an equal and opposite impact when US\$ weakens 5% (2015: 5%) against CAD or RMB weaken 5% (2015: 5%) against US\$.

	Increase in loss	
	2016 US\$'000	2015 US\$'000
Group		
US\$ against CAD	(60)	(11)
Inter-company balances		
RMB against US\$	(153)	(191)

(ii) Interest rate risk

The Group is exposed to cash flow interest rate risk in relation to variable-rate pledged bank deposits, bank balances and bank borrowings. The management will consider hedging significant interest rate exposure should the need arise.

The management considered that the exposure to cash flow interest rate risk in relation to variable-rate pledged bank deposits and bank balances is minimal, accordingly, no sensitivity analysis is presented for both years.

In addition, the Group is exposed to cash flow interest rate risk due to the fluctuation of the prevailing market interest rate on variable-rate bank borrowings. The Group's cash flow interest rate risk is mainly concentrated on the fluctuation of HIBOR, LIBOR, SIBOR, FHLB and Canadian Prime Rate arising from the Group's borrowings denominated in HK\$, US\$ and CAD.

Sensitivity analysis

The sensitivity analysis below has been determined based on the exposure to interest rates for variable-rate bank borrowings. The analysis is prepared assuming the amount of liabilities outstanding at the end of the reporting period was outstanding for the whole year. A 50 (2015: 50) basis point increase or decrease represents management's assessment of the reasonably possible change in interest rates.

If interest rates had been 50 (2015: 50) basis points higher/lower and all other variables were held constant, the Group's post tax loss for the year ended 30 June 2016 would increase/decrease by US\$104,000 (2015: US\$107,000).

Notes to the Consolidated Financial Statements

For the year ended 30 June 2016

35. FINANCIAL INSTRUMENTS *(Continued)*

b. Financial risk management objectives and policies *(Continued)*

Credit risk

The Group's maximum exposure to credit risk which will cause a financial loss to the Group due to failure to discharge an obligation by the counterparties is arising from the carrying amount of the respective recognised financial assets as stated in the consolidated statement of financial position.

The Group's credit risk is primarily attributable to its trade receivables. The Group is exposed to concentration of credit risk as a substantial portion of its trade receivables is generated from a limited number of customers of certain foreign countries. The top five customers of the Group accounted for about 43% (2015: 45%) of the Group's trade receivables as at 30 June 2016. The Group manages its credit risk by closely monitoring the granting of credit period and credit limit and follow-up action is taken to recover overdue debts. In addition, the Group reviews the recoverable amount of each individual trade debt at the end of each reporting period to ensure that adequate impairment losses are made for irrecoverable amounts. In this regard, the directors of the Company consider that the Group's credit risk is significantly reduced.

The credit risk on liquid funds and deposit placed for a life insurance policy is limited because the counterparties are banks and financial institution with good reputation.

Liquidity risk

In the management of the liquidity risk, the Group monitors and maintains a level of cash and cash equivalents deemed adequate by the management to finance the Group's operations and mitigate the effects of fluctuations in cash flows. The management monitors the utilisation of bank borrowings and ensures compliance with loan covenants.

The following tables detail the Group's contractual maturity for its financial liabilities. The table has been drawn up based on the undiscounted cash flows of financial liabilities based on the earliest date on which the Group can be required to pay. Specifically, bank loans with a repayment on demand clause are included in the earliest time band regardless of the probability of the banks choosing to exercise their rights. The maturity dates for other non-derivative financial liabilities are based on the agreed repayment dates.

The table includes both interest and principal cash flow. To the extent interest flows are floating rate, the undiscounted amount is derived from interest rate at the end of the reporting period.

Notes to the Consolidated Financial Statements

For the year ended 30 June 2016

35. FINANCIAL INSTRUMENTS (Continued)

b. Financial risk management objectives and policies (Continued)

Liquidity risk (Continued)

	Weighted average effective interest rate %	On demand or less than 3 months US\$'000	4 to 6 months US\$'000	7 to 9 months US\$'000	10 to 12 months US\$'000	Over 1 year US\$'000	Total undiscounted cash flows US\$'000	Carrying amount at 30 June US\$'000
2016								
Trade and other payables	-	22,100	-	-	-	-	22,100	22,100
Obligations under finance leases	5.10	3	3	3	4	22	35	32
Bank borrowings at variable interest rate	3.59	25,537	-	-	-	-	25,537	25,537
Amount due to a joint venture	-	576	-	-	-	-	576	576
		48,216	3	3	4	22	48,248	48,245
2015								
Trade and other payables	-	14,968	235	-	-	-	15,203	15,203
Obligations under finance leases	5.10	3	3	3	4	34	47	43
Bank borrowings at variable interest rate	3.54	28,215	-	-	-	-	28,215	28,215
		43,186	238	3	4	34	43,465	43,461

Bank loans with a repayment on demand clause are included in the “on demand or less than three months” time band in the above maturity analysis. As at 30 June 2016 and 30 June 2015, the carrying amounts of these bank loans amounted to US\$25,537,000 and US\$28,215,000 respectively.

Notes to the Consolidated Financial Statements

For the year ended 30 June 2016

35. FINANCIAL INSTRUMENTS *(Continued)*

b. Financial risk management objectives and policies *(Continued)*

Liquidity risk *(Continued)*

Taking into account the Group's financial position, the directors do not believe that it is probable that the banks will exercise their discretionary rights to demand immediate repayment. The directors believe that such bank loans will be repaid within the scheduled repayment dates set out in the loan agreements, details of which are set out in the table below:

	Maturity Analysis – Term loans subject to a repayment on demand clause based on scheduled repayments		
	Less than 3 months	Total undiscounted cash outflows	Carrying amount
	US\$'000	US\$'000	US\$'000
30 June 2016	25,668	25,668	25,537
30 June 2015	28,380	28,380	28,215

The amounts included above for variable interest rate instruments for non-derivative financial liabilities are subject to change if changes in variable interest rates differ to those estimates of interest rates determined at the end of the reporting period.

c. Fair value measurements of financial instruments

The fair value of other financial assets and financial liabilities are determined in accordance with generally accepted pricing models based on discounted cash flow analysis.

The directors of the Company consider that the carrying amounts of financial assets and financial liabilities recorded at amortised cost in the consolidated financial statements approximate to their fair values.

36. DIVIDEND

No dividend had been paid or proposed for the year ended 30 June 2015 and 30 June 2014. The directors of the Company do not recommend a dividend in respect of the year ended 30 June 2016.

Notes to the Consolidated Financial Statements

For the year ended 30 June 2016

37. PARTICULARS OF PRINCIPAL SUBSIDIARIES

Particulars of the Company's principal subsidiaries at 30 June 2016 and 2015 were as follows:

Name of subsidiary	Place of incorporation or registration/ operations	Issued and fully paid share capital	Proportion of nominal value of issued capital/ registered capital held by the Company		Principal activities
			2016 %	2015 %	
Advance Always Limited	BVI	US\$1	100	100	Investment holding
All Advance Limited	BVI	US\$1	100	100	Investment holding
Eastcom, Inc.	United States of America	US\$7,001,000	100	100	Wholesale and distribution of computer components
Elite View Development Ltd.	Hong Kong	HK\$1	100	100	Provision of services to group companies
Green Privado Asset Holdings LLC	United States of America	US\$1	100	100	Wholesale and distribution of computer components
i.Concept Inc.	Samoa	US\$1	100	100	Investment holding
Pan Eagle Limited	British Virgin Islands	US\$100	100	100	Investment holding
Pine Group Hong Kong Limited	Hong Kong	HK\$2	100	100	Investment holding
Pine Group Limited	British Virgin Islands	US\$10,000 Common shares and US\$2,995,729 Class A shares	100	100	Investment holding
Pine Technology (Macao Commercial Offshore) Ltd.	Macao	Patacas 100,000	100	100	Wholesale and distribution of computer components
Pine Technology Limited	Hong Kong	HK\$3	100	100	Wholesale and distribution of computer components
Pine Technology (BVI) Limited (note a)	British Virgin Islands	US\$10,000	100	100	Investment holding

Notes to the Consolidated Financial Statements

For the year ended 30 June 2016

37. PARTICULARS OF PRINCIPAL SUBSIDIARIES (Continued)

Name of subsidiary	Place of incorporation or registration/ operations	Issued and fully paid share capital	Proportion of nominal value of issued capital/ registered capital held by the Company		Principal activities
			2016 %	2015 %	
Pineview Industries Limited (note b)	Hong Kong	HK\$1,000 Ordinary shares and HK\$2,400,000 Non-voting 5% deferred shares	100	100	Provision of production and other facilities to group companies
Samtack Inc.	Canada	CAD5 Common shares and CAD2,041,250 Class A shares	100	100	Wholesale and distribution of computer components
XFX Creation Inc.	British Virgin Islands	US\$1	100	100	Trademarks holding
東莞嘉耀電子有限公司 (note c)	PRC	RMB26,265,224 contributed capital	100	100	Manufacturing of electronics and computer digital audio device

Notes:

- (a) The Company directly holds the entire interest in Pine Technology (BVI) Limited. The interests of all other companies are indirectly held by the Company.
- (b) Deferred shares of Pineview Industries Limited amounting to HK\$1,800,000 are not held by the Group. The deferred shares practically carry no right to dividend or to receive notice of or to attend or vote at any general meeting of the company. On winding up, the holders of the deferred shares are entitled to distribution out of the remaining assets of the company only after the distribution of HK\$1,000 million, as specified in the Articles of Association, to holders of ordinary shares.
- (c) The subsidiary is a wholly foreign-owned enterprise registered in PRC.

The directors of the Company are of the opinions that a complete list of the particulars of all subsidiaries of the Company will be excessive length and therefore the above list contains only the particulars of subsidiaries which principally affect the result of the Group.

None of the subsidiaries had any debt securities outstanding at 30 June 2016 or at any time during the year.

Five Years Financial Summary

	Year ended 30 June				
	2012 US\$'000	2013 US\$'000	2014 US\$'000	2015 US\$'000	2016 US\$'000
RESULTS					
Revenue	231,953	214,168	233,705	169,576	155,488
Cost of sales	(209,897)	(192,053)	(213,962)	(161,066)	(148,857)
Gross profit	22,056	22,115	19,743	8,510	6,631
Other income	361	872	264	279	339
Selling and distribution expenses	(7,825)	(6,950)	(5,154)	(4,138)	(3,418)
General and administrative expenses	(17,733)	(13,835)	(12,887)	(10,908)	(9,658)
Other gains and losses	783	910	18	1,365	(102)
Finance costs	(880)	(958)	(956)	(874)	(741)
Share of results of a joint venture	-	-	-	-	(26)
(Loss) profit before tax	(3,238)	2,154	1,028	(5,766)	(6,975)
Income tax (expense) credit	(200)	(96)	(219)	(801)	613
(Loss) profit for the year	(3,438)	2,058	809	(6,567)	(6,362)
At 30 June					
	2012 US\$'000	2013 US\$'000	2014 US\$'000	2015 US\$'000	2016 US\$'000
ASSETS, LIABILITIES AND EQUITY					
Total assets	128,276	129,021	119,294	111,190	107,905
Total liabilities	(56,782)	(57,346)	(46,635)	(45,700)	(49,412)
	71,494	71,675	72,659	65,490	58,493
Equity attributable to owners of the Company	71,494	71,675	72,659	65,490	58,493



PINE TECHNOLOGY HOLDINGS LIMITED

松景科技控股有限公司

(INCORPORATED IN BERMUDA WITH LIMITED LIABILITY)

(於百慕達註冊成立之有限公司)

STOCK CODE 股份代號 1079

ANNUAL REPORT 年報 2016

WWW.PINEGROUP.COM