



中國奧園地產集團股份有限公司
China Aoyuan Property Group Limited

(Incorporated in the Cayman Islands with limited liability)

(於開曼群島註冊成立之有限公司)

HKEx Stock Code 香港聯交所上市編號：3883

年報 2016
Annual Report



突破·跨越

Breakthrough to Success



Group Introduction

集團簡介

China Aoyuan Property Group Limited (“Aoyuan” or the “Company”) and its subsidiaries (the “Group”) have been developing residential projects for over two decades with innovative concept of composite real estate, incorporating healthy living concepts of sports and regimen into residential communities. Thereafter, the Group introduced the Cathay Capital Group, a US investment fund, as one of its substantial shareholders, and the Company was listed on the main board of The Stock Exchange of Hong Kong Limited (the “Stock Exchange”) on 9 October 2007 (Stock Code: 3883).

The Group’s strategy is to implement regional focus on the five major economic circles as its core regions in China, namely Pearl River Delta, Yangtze River Delta, core region of Central and Western China, Beibuwan and Bohai Rim. Meanwhile, the Group continues to facilitate its parallel development in domestic and overseas property markets and now has expanded to Sydney of Australia and Vancouver of Canada.

In the future, the Group will adhere to the “building a healthy lifestyle” brand philosophy, focus on the development of commercial and residential properties in parallel with quality-oriented strategy, strive to provide its customers with superior living environment and create a healthy and positive lifestyle and lead a healthy city living.

中國奧園地產集團股份有限公司(「奧園」或「本公司」)及其附屬公司(「本集團」)二十年來以創新的複合理念開發房地產項目，把運動、養生的健康生活概念帶入居住小區。其後，本集團引入美國投資基金國泰財富集團成為主要股東之一，並於二零零七年十月九日在香港聯合交易所有限公司(「聯交所」)主板上市(股份代號：3883)。

本集團的戰略布局以中國珠三角、長三角、中西部核心區、北部灣及環渤海五大經濟圈為核心，實施區域聚焦，並穩步推進境內境外同步發展，目前已拓展至澳洲悉尼及加拿大溫哥華。

未來，本集團將秉持「構築健康生活」的品牌理念，專注於住宅和商業地產的雙線開發，以品質為導向，致力於為客戶提供高品質人居環境和創造積極健康的生活方式，引領城市健康生活。

目錄 Content

公司資料	Corporate Information	3
財務摘要	Financial Highlights	6
年度大事回顧	Year in Review	8
2016年榮譽及獎項	2016 Honors and Awards	10
主席報告	Chairman's Statement	12
管理層討論與分析	Management Discussion and Analysis	17
董事履歷詳情	Biographical Details of Directors	33
高級管理人員及公司秘書簡介	Profile of Senior Management and Company Secretary	42
土地儲備	Land Bank	46
重點項目	Major Projects	52
項目概要	Project Summary	53
投資者關係	Investor Relations	64
企業管治報告	Corporate Governance Report	66
環境、社會及管治報告	Environmental, Social and Governance Report	86
董事報告	Report of the Directors	95
獨立核數師報告	Independent Auditor's Report	117
綜合損益及其他全面收益表	Consolidated Statement of Profit or Loss and Other Comprehensive Income	127
綜合財務狀況表	Consolidated Statement of Financial Position	128
綜合權益變動表	Consolidated Statement of Changes in Equity	130
綜合現金流量表	Consolidated Statement of Cash Flows	133
綜合財務報表附註	Notes to the Consolidated Financial Statements	135
五年財務概要	Five Years Financial Summary	320
主要持有待售物業	Major Properties Held for Sale	321
投資物業	Investment Properties	322



商住雙線發展

Developing Commercial and Residential Properties in Parallel

Corporate Information

公司資料

BOARD OF DIRECTORS

Executive Directors

Mr. Guo Zi Wen (*chairman*)
Mr. Guo Zi Ning (*vice chairman and chief executive officer*)
Ms. Zhong Ping (*chief financial officer*)
Mr. Ma Jun (*chief operating officer*)

Non-Executive Director

Mr. Yang Zhong

Independent Non-Executive Directors

Mr. Tsui King Fai
Mr. Cheung Kwok Keung
Mr. Hu Jiang

AUDIT COMMITTEE

Mr. Cheung Kwok Keung (*chairman*)
Mr. Tsui King Fai
Mr. Hu Jiang

REMUNERATION COMMITTEE

Mr. Tsui King Fai (*chairman*)
Mr. Cheung Kwok Keung
Mr. Hu Jiang

NOMINATION COMMITTEE

Mr. Guo Zi Wen (*chairman*)
Mr. Tsui King Fai
Mr. Cheung Kwok Keung
Mr. Hu Jiang

JOINT COMPANY SECRETARIES

Ms. Kuok Yew Lee
Ms. Lee Mei Yi

AUTHORISED REPRESENTATIVES

Mr. Guo Zi Wen
Mr. Guo Zi Ning

AUDITOR

Deloitte Touche Tohmatsu

CORPORATE WEBSITE

www.aoyuan.com.cn

STOCK CODE

3883.HK

董事會

執行董事

郭梓文先生(*主席*)
郭梓寧先生(*副主席兼行政總裁*)
鍾平女士(*首席財務官*)
馬軍先生(*營運總裁*)

非執行董事

楊忠先生

獨立非執行董事

徐景輝先生
張國強先生
胡江先生

審核委員會成員

張國強先生(*主席*)
徐景輝先生
胡江先生

薪酬委員會成員

徐景輝先生(*主席*)
張國強先生
胡江先生

提名委員會成員

郭梓文先生(*主席*)
徐景輝先生
張國強先生
胡江先生

聯席公司秘書

郭尤莉女士
李美儀女士

授權代表

郭梓文先生
郭梓寧先生

核數師

德勤•關黃陳方會計師行

公司網址

www.aoyuan.com.cn

股份代號

3883.HK

Corporate Information (continued)

公司資料(續)

PRINCIPAL BANKERS

Agricultural Bank of China Limited
Bank of China Limited
China Merchants Bank Co., Ltd.
Bank of Communications Co., Ltd.
Industrial and Commercial Bank of China Limited
Nanyang Commercial Bank Limited
China Construction Bank Corporation
Hang Seng Bank Limited
Ping An Bank Company Limited
China Bohai Bank
Bank of Jiangsu

REGISTERED OFFICE

Cricket Square
Hutchins Drive
P.O. Box 2681
Grand Cayman
KY1-1111
Cayman Islands

PRINCIPAL PLACE OF BUSINESS IN PRC

Aoyuan Mansion
No. 108, HuangPu Avenue West
Tianhe District
Guangzhou
PRC

PRINCIPAL PLACE OF BUSINESS IN HONG KONG

Units 1901-2, 19th Floor, One Peking
No. 1 Peking Road
Tsimshatsui, Kowloon
Hong Kong

PRINCIPAL SHARE REGISTRAR AND TRANSFER OFFICE

Royal Bank of Canada Trust Company (Cayman) Limited
4th Floor, Royal Bank House
24 Shedden Road, George Town
Grand Cayman KY1-1110
Cayman Islands

HONG KONG BRANCH SHARE REGISTRAR AND TRANSFER OFFICE

Computershare Hong Kong Investor Services Limited
17 M Floor
Hopewell Centre
183 Queen's Road East
Wanchai
Hong Kong

INVESTOR RELATIONS

Email: ir@aoyuan.net
Telephone: (852) 3622 2122
(86) 20-3868 6666
Facsimile: (852) 2180 6189
(86) 20-3868 6688

主要往來銀行

中國農業銀行股份有限公司
中國銀行股份有限公司
招商銀行股份有限公司
交通銀行股份有限公司
中國工商銀行股份有限公司
南洋商業銀行有限公司
中國建設銀行股份有限公司
恒生銀行有限公司
平安銀行股份有限公司
渤海銀行
江蘇銀行

註冊辦事處

Cricket Square
Hutchins Drive
P.O. Box 2681
Grand Cayman
KY1-1111
Cayman Islands

中國主要營業地點

中國
廣州
天河區
黃埔大道西108號
奧園大廈

香港主要營業地點

香港
九龍尖沙咀
北京道一號
19樓1901-2室

股份過戶登記總處

Royal Bank of Canada Trust Company (Cayman) Limited
4th Floor, Royal Bank House
24 Shedden Road, George Town
Grand Cayman KY1-1110
Cayman Islands

香港股份過戶登記分處

香港中央證券登記有限公司
香港
灣仔
皇后大道東183號
合和中心
17M樓

投資者關係

電郵: ir@aoyuan.net
電話: (852) 3622 2122
(86) 20-3868 6666
傳真: (852) 2180 6189
(86) 20-3868 6688



境內境外同步發展

Parallel Development
in Domestic and Overseas Markets

Financial Highlights

財務摘要

Results Highlights 業績摘要

For the year ended 31 December 2016 截至二零一六年十二月三十一日止年度
(RMB'000) (人民幣千元)

		2016 二零一六年	2015 二零一五年
Revenue	營業額	11,827,268	9,572,424
Gross profit	毛利	3,277,084	2,646,276
Net profit	純利	1,006,608	907,493
Earnings per share (cents)	每股溢利 (分)		
– Basic	– 基本	32.30	29.17
– Diluted	– 攤薄	32.30	29.17

Revenue Analysis 營業額分析

For the year ended 31 December 2016 截至二零一六年十二月三十一日止年度
(RMB'000) (人民幣千元)

		2016 二零一六年	2015 二零一五年
Property development	物業發展	11,239,878	9,294,506
Property investment	物業投資	73,013	68,800
Others	其他	514,377	209,118
Total	合計	11,827,268	9,572,424

Property Development Revenue Analysis 物業發展收入分析

For the year ended 31 December 2016 截至二零一六年十二月三十一日止年度

		Sold and Delivered 已售及交付	
		Revenue 收入 (RMB' million) (人民幣百萬元)	Area 面積 ('000 sq.m.) (千平方米)
Residential apartments	住宅性公寓	7,881.8	1,377.7
Commercial apartments	商業性公寓	1,350.5	88.2
Retail shops and others	商舖及其他	1,963.5	134.5
Low-density residential	低密度住宅	44.1	7.0
Total	合計	11,239.9	1,607.4

Balance Sheet Summary 資產負債表摘要

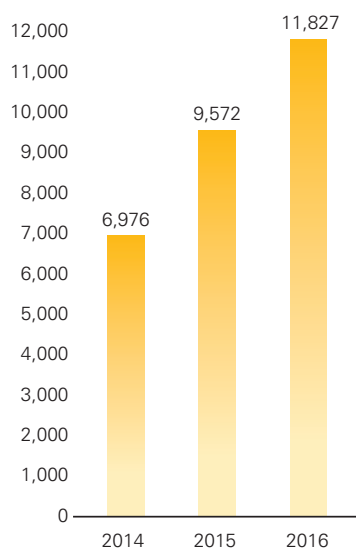
As at 31 December 2016 於二零一六年十二月三十一日
(RMB'000) (人民幣千元)

		2016 二零一六年	2015 二零一五年
Total assets	資產總額	66,418,413	48,826,872
Total liabilities	負債總額	51,787,120	37,251,015
Total equity	權益總額	14,631,293	11,575,857

Three Years Financial Highlights 三年財務摘要

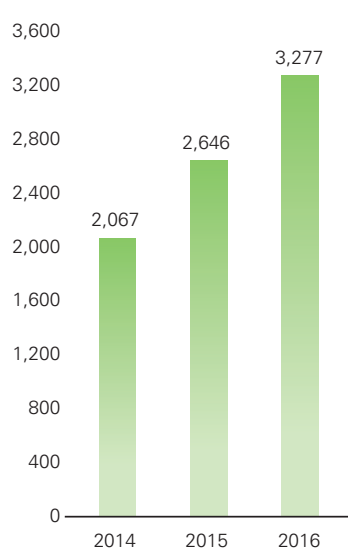
Revenue 營業額

RMB million 人民幣百萬元



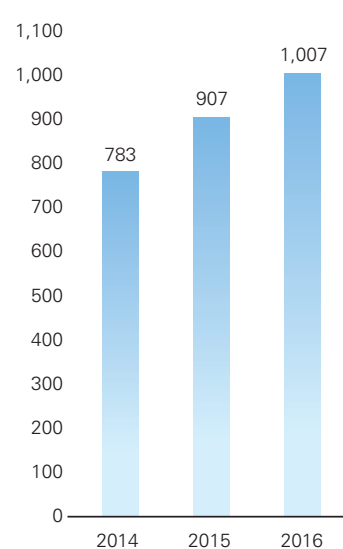
Gross Profit 毛利

RMB million 人民幣百萬元



Net Profit 純利

RMB million 人民幣百萬元



Year in Review 年度大事回顧

2016

1月Jan

Fitch Ratings, an international rating agency, upgraded the Group's credit outlook to "Positive" from "Stable" with "B+" corporate credit rating affirmed.

國際信用評級機構惠譽上調本集團企業信貸評級展望，由「穩定」提升至「正面」，並維持「B+」的企業信貸評級。

The 20th anniversary ceremony of the Group was held.

本集團成立20周年慶典隆重舉行。



2月Feb

The Group signed a syndicated loan agreement with Nanyang Commercial Bank, Limited, Nanyang Commercial Bank (China) Limited and Bank of China Limited, Macau branch. The facility has upsized to USD180 million from the existing facility of USD100 million which was announced in August 2015.

本集團成功與南洋商業銀行、南洋商業銀行(中國)及中國銀行澳門分行簽訂銀團貸款協議，貸款金額由二零一五年八月公佈的1億美元增加至1.8億美元。

The Group successfully issued a RMB500 million non-public domestic corporate bonds.

本集團成功發行人民幣5億元非公開境內公司債券。

The Group successfully redeemed a remaining principal amount of USD112.5 million 13.875% senior notes due 2017. Including the senior notes USD112.5 million redeemed in November 2015, the Group had redeemed all senior notes due 2017.

本集團成功贖回剩餘本金金額1.125億美元二零一七年到期13.875%優先票據。連同二零一五年十一月已贖回之1.125億美元優先票據，本集團已完成贖回所有二零一七年到期票據。

4月Apr

The Group successfully issued a USD250 million 6.525% senior notes at par which was 8.8 times oversubscribed.

本集團成功按票面發行2.5億美元6.525%優先票據，獲超額認購8.8倍。

The Group successfully acquired a high-quality residential project, Shenzhen Aoyuan Jade Bay, in Shenzhen, Guangdong.

本集團成功收購廣東深圳優質住宅項目—深圳奧園翡翠東灣。



5月 May

The Group successfully redeemed an aggregate principal amount of USD100 million 9.25% senior notes due 2018.

本集團成功贖回本金總額1億美元二零一八年到期9.25%優先票據。

6月 Jun

The Group successfully acquired a high-quality commercial and residential project, Chengdu Chenghua Aoyuan Plaza, in Chengdu, Sichuan.

本集團成功收購四川成都優質商住項目—成都成華奧園廣場。



9月 Sep

Moody's, an international rating agency, raised the Group's credit outlook to "Positive" from "Stable" with "B2" corporate credit rating affirmed.

國際信用評級機構穆迪上調本集團企業信貸評級展望，由「穩定」提升至「正面」，並維持「B2」的企業信貸評級。

10月 Oct

Standard & Poor's, an international rating agency, raised the Group's credit outlook to "Positive" from "Stable" with "B" corporate credit rating affirmed.

國際信用評級機構標準普爾上調本集團企業信貸評級展望，由「穩定」調升至「正面」，並維持「B」的企業信貸評級。

The Group successfully issued the non-public domestic corporate bonds of RMB1.5 billion with a coupon rate of 5.88%.

本集團成功非公開發行人民幣15億元之境內公司債券，票面利率為5.88%。

10月 Oct

The Group successfully acquired a high-quality residential project, Guangzhou Aoyuan Glorious Mansion, in Guangzhou.

本集團成功收購廣州優質住宅項目—廣州奧園譽峰。

11月 Nov

The Group successfully acquired two high-quality residential projects in Sydney of Australia, Altessa 888 Gordon and Mirabell Turramurra.

本集團成功收購澳洲悉尼歌頓888號及圖拉馬拉兩個優質住宅項目。

12月 Dec

Fitch Ratings, an international rating agency, upgraded the Group's corporate credit rating from "B+" to "BB-".

本集團獲國際信用評級機構惠譽上調企業信貸評級，由「B+」提升至「BB-」。

The Group successfully acquired a high-quality commercial and residential project, Foshan Aoyuan Peach City, in Foshan, Guangdong.

本集團成功收購廣東佛山優質商住項目—佛山奧園觀湖尚居。



The Group successfully acquired a high-quality commercial and residential project in Ningbo, Zhejiang.

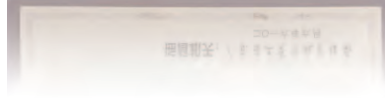
本集團成功於浙江寧波收購優質商住項目。

The Group successfully acquired a high-quality commercial and residential project, Yangzhou Aoyuan Dream House, in Yangzhou, Jiangsu.

本集團成功收購江蘇揚州優質商住項目—揚州奧園觀庭。

2016 Honors and Awards

2016年榮譽及獎項



1. Ranked 29th among "2016 China Top 30 Real Estate Developers" by the China Real Estate Association and China Real Estate Evaluation Center
1. 榮獲中國房地產協會及中國房地產測評中心頒發的「2016中國房地產開發企業30強」第29名
2. Ranked 5th among "2016 China Top 100 Real Estate Developers – Top 10 in Operational Efficiency" by the China Real Estate TOP10 Research Team
2. 榮獲中國房地產TOP10研究組頒發的「2016中國房地產百強企業運營效率TOP10」第5名
3. Awarded as "Guangdong Province Enterprise of Observing Contract and Valuing Credit" by Guangzhou Administration for Industry and Commerce for 17 consecutive years
3. 連續17年榮獲廣東省工商行政管理局頒發的「廣東省守合同重信用企業」稱號
4. Awarded as "Top 20 Guangdong Property Enterprises with High Credit" by the branches of big four state-owned commercial banks in Guangdong Province, and People's Daily Online for 15 consecutive years
4. 榮獲四大商業銀行廣東省分行及人民網評定連續15年蟬聯「廣東地產資信20強」
5. Awarded as "The Best Listed Companies with Investor Relations Management" in the sixth session of the China Securities Gold Bauhinia Awards Contest hosted by Hong Kong Ta Kung Wen Wei Media Group Limited
5. 於香港大公文匯傳媒集團主辦的第六屆中國證券金紫荊獎評選活動中榮獲「最佳投資者關係管理上市公司」獎項
6. Awarded as "CAPITAL Outstanding Chinese Property Developer Group" by CAPITAL, a well-known financial media in Hong Kong, for 5 consecutive years
6. 連續五年榮獲香港知名財經媒體《資本雜誌》頒發的「資本傑出中國地產發展集團」
7. Awarded as "China Property Award of Supreme Excellence 2016" by the Organizing Committee of China Property Award of Supreme Excellence
7. 榮獲優質中國房地產企業大獎籌委會頒發的「優質中國房地產企業大獎2016」
8. Awarded as Yuan Ye Award 2015 – Gold Award of International Projects
8. 榮獲「圓冶杯」2015年度國際工程類金獎

2016 Honors and Awards (continued) 2016年榮譽及獎項(續)



9. Awarded as "Top 30 China Commercial Property Value" by Top 100 China Commercial Property Summit cum China Property Enterprises' Commercial Value Ranking
9. 榮獲中國商業地產百強峰會暨中國房企商業價值榜評頒發「中國房企商業物業價值TOP30大獎」
10. Awarded as "2016 TOP 100 China Real Estate Developers" by Guandian Real Estate New Media
10. 榮獲觀點地產新媒體頒發的「2016年度中國商業地產TOP100」
11. Awarded as "2016 Top 10 Guangdong Province Cross-border E-commerce Enterprises" by Guangdong Cross-border E-commerce Industry Association
11. 榮獲廣東省跨境電子商務協會頒發的「2016年度廣東省跨境電商企業10強」
12. Ranked 22nd among the "2016 Top 100 Property Management Enterprises" by China Property Management Institution and China Index Research Institute
12. 榮獲中國物業管理協會及中國指數研究院共同頒發的「2016年中國物業服務百強企業」第22名

Chairman's Statement

主席報告



Guo Zi Wen
郭梓文
Chairman
主席

Dear Shareholders,

It is my pleasure to present you with the Annual Report of China Aoyuan Property Group Limited (the "Company", together with its subsidiaries are collectively referred to as the "Group") for the year ended 31 December 2016.

In 2016, the world economy was still under adjustment with increasing risks brought by changes in various aspects, and the growth of the world economy has slowed down as compared with 2015. In 2016, the housing policy of China was quite relaxed at first then continued to be tightened in hot spot cities. Overall, as affected by monetary easing policy, the periodical tight supply and demand, as well as rising land prices, housing prices in hot spot cities rose

尊敬的股東：

本人欣然向閣下提呈中國奧園地產集團股份有限公司(「本公司」，連同其附屬公司統稱「本集團」)截至二零一六年十二月三十一日止年度之報告。

二零一六年，世界經濟繼續調整，各類變化帶來的風險也在增加，全球經濟增速較二零一五年有所放緩。二零一六年中國房地產政策先鬆後緊，經歷了從寬鬆到熱點城市政策持續收緊的過程。整體來看，受寬鬆貨幣環境、階段性供求緊張及地價上漲影響，熱點城市房價漲幅顯著，調控收緊後價格趨穩。各類需求持續釋

Chairman's Statement (continued) 主席報告(續)

significantly, but became stable after regulatory tightening. Various kinds of demand continued to lead the market, therefore, transactions were at high levels and the volume hit historical high.

In 2016, capitalized on favorable policies as well as innovative and flexible strategies, the Group achieved excellent sales performance and maintained strong growth momentum with steadily improved comprehensive strength. The Group recorded total contracted sales of approximately RMB 25.6 billion as at 31 December 2016, representing a significant increase of approximately 69% year-on-year, and exceeding approximately 51% of its full year target.

With its outstanding operational performance, healthy financial profile and improving brand influence, the Group has been awarded as "Guangdong Province Enterprise of Observing Contract and Valuing Credit" for 17 consecutive years; "Top 20 Guangdong Property Enterprises with High Credit" for 15 consecutive years; and ranked No. 29 among "2016 China Top 30 Real Estate Developers" by the China Real Estate Association and China Real Estate Evaluation Center.

The Group continued to achieve satisfactory progress towards parallel development in domestic and overseas markets. The recognition of the local Australian market gained from the Sydney projects demonstrates the Group's excellent execution capability in overseas markets. In November 2016, the Group successfully acquired two high quality residential projects in Sydney, namely Altessa 888 Gordon and Mirabell Turrumurra, laying a solid foundation for the Group's sustainable development in Australia. In March 2017, the Group acquired a high quality project next to Vancouver CBD, Canada. The Group will replicate its successful experience in Australia and develop the Vancouver project by capitalizing on its localization strategy for overseas development and provide high-end residential units.

放，房地產交易高位運行，成交量創歷史新高。

二零一六年，本集團審時度勢，積極利用政策利好機會、勇於創新、採取靈活機智的營銷策略，取得了良好的銷售業績，保持了強勁的發展勢頭，綜合實力穩步增長。截至二零一六年十二月三十一日，本集團完成合同銷售總額達約人民幣256億元，同比大幅增長約69%，超額完成全年合同銷售目標約51%。

憑藉出色的經營表現、穩健的財務狀況及不斷提升的企業品牌影響力，本集團連續17年被評為「廣東省守合同重信用企業」；連續15年蟬聯「廣東省地產資信20強」；榮獲中國房地產業協會、中國房地產測評中心頒佈的「2016中國房地產開發企業30強」第29名。

本集團境內境外同步發展繼續取得理想進展，澳洲悉尼項目深得當地市場認可，展現奧園強有力的海外執行能力。二零一六年十一月，成功收購歌頓888號及圖拉馬拉兩個優質住宅項目，為本集團在澳洲的可持續發展打下扎實基礎。本集團並於二零一七年三月收購加拿大溫哥華市中心旁一個優質項目，將複製澳洲成功模式，實施海外發展的本土化策略，在當地打造優質住宅項目。

Chairman's Statement (continued)

主席報告(續)

In 2016, the Group expanded the cultural tourism segment, and kick started the Xinhua Town, Yingde Aoyuan International Resort project to promote the English black tea culture. The project innovatively develops a "gourmet factory + cultural tourism" model town, integrating food workshops, spa resorts, animation entertainment, pastoral farm, science popularization education and ecological habitat. Meanwhile, the cross-border e-commerce has seen substantial development. Newly upgraded comprehensive cross-border e-commerce platforms, including the official online mall (aomygod.com), mobile APPs and Wechat mall of Aomygod, were officially launched.

In line with rapid business development, the Group upholds a prudent financial management while proactively diversifying its onshore and offshore financing channels, continuously strengthening its financial position. In 2016, the Group secured a syndicated loan led by Nanyang Commercial Bank and the facility has upsized to USD180 million from the existing facility of USD100 million which was announced in 2015. The Group successfully issued non-public domestic 4-year corporate bonds of RMB500 million with a coupon rate of 7.9% and issued non-public domestic 3-year corporate bonds of RMB1.5 billion with a coupon rate of 5.88%. The Group also successfully issued USD250 million offshore senior notes due 2019 with a coupon rate of 6.525%. As of 31 December 2016, the net gearing ratio of the Group was 50.7% and the cash collection ratio remained at a relatively industry-high level of 90% realising positive operating cash flows. In 2016, the Group's credit rating outlook was successfully upgraded to "Positive" by the three major international rating agencies, namely Moody's, Standard & Poor's and Fitch Ratings. The Group's corporate credit rating was upgraded to "BB-" by Fitch Ratings.

The Group continued to adhere to its land acquisition strategy with a focus on Tier 1 and 2 cities in 2016. Leveraging its diversified land acquisition channels, the Group has acquired a number of high quality land parcels in Guangzhou, Shenzhen, Foshan, Chengdu, Nanning and Sydney Australia, etc., with the newly added GFA of approximately 3,140,000 sq.m., laying a solid foundation for the Company's sustainable development. As of 31 December 2016, the Group had a total land bank of 14.65 million sq.m. in GFA, which is sufficient for the development needs for approximately five years in the future.

二零一六年本集團加大文旅板塊佈局，奧園(英德)心花小鎮項目成功啟動。該項目深挖英紅茶文化，將美食工坊、溫泉度假、動漫娛樂、田園牧場、科普教育、生態人居等產業進行創新整合，形成完整「美食工廠+文旅體驗」小鎮模式，形成產業互補發展。同時，跨境電商板塊業務取得長足發展，奧買家官方商城(aomygod.com)、手機APP、微信商城等三大綜合跨境電商平台全新升級，正式對外發佈。

在業務快速發展的同時，本集團貫徹審慎的財務管理，保持多元化境內外融資渠道，財務實力持續提升。於二零一六年，本集團成功獲得南洋商業銀行牽頭提供的銀團貸款，貸款金額由二零一五年公佈的1億美元增加至1.8億美元。本集團成功發行四年期人民幣5億元境內非公開公司債券，票息率7.9%，並發行三年期人民幣15億元境內非公開公司債券，票息率5.88%。本集團亦成功在境外發行於二零一九年到期之2.5億美元優先票據，票息率6.525%。於二零一六年十二月三十一日，本集團淨負債比率約為50.7%，現金回款率達90%，處行業領先水平，實現正經營現金流。年內，本集團成功獲得三大國際機構穆迪、標準普爾及惠譽一致調升評級展望至「正面」，並成功獲得惠譽將信貸評級由「B+」調升至「BB-」。

年內本集團堅持一二線城市為主的購地策略，通過多元化渠道拓展土地儲備，先後在廣州、深圳、佛山、成都、南寧及澳洲悉尼等地購入多幅優質土地，共新增可開發建築面積約314萬平方米，為本集團可持續發展奠定堅實基礎。截至二零一六年十二月三十一日，本集團的總土地儲備約1,465萬平方米，預計可滿足未來五年左右的發展。

Chairman's Statement (continued) 主席報告(續)

In the future, the Group will continue to adhere to its development strategy of “rapid development and rapid sales”. The Group will enhance its design and management to create quality products with market competitiveness. The Group will continue to maintain its disciplined strategy of investing in key regions with good market prospects and prosperous economy, and promote its parallel development in domestic and overseas property markets. At the same time, the Group will maintain prudent financial management while promoting its rapid and sustainable business development, thus delivering shareholders with fruitful returns.

Last but not least, it is my great privilege on behalf of the Board of Directors to extend my gratitude to our shareholders, investors, business partners, property owners and friends in the media and general public for their unfailing trust and support. At the same time, I would like to take this opportunity to express my heartfelt gratitude to our directors, management and staff for their tireless contribution.

Guo Zi Wen
Chairman

Hong Kong, 10 March 2017

未來，本集團將繼續堅持「快速開發快速銷售」的開發策略，提升設計管理及運營水平，打造有市場競爭力的優質產品，繼續堅持審慎的投資態度，選擇市場優良、經濟發達的重點區域進行投資佈局，並繼續穩步推進境內境外同步發展。同時，本集團保持穩健的財務管理，推動業務快速健康發展，為股東帶來理想回報。

最後，本人謹代表董事會向股東、投資者、合作夥伴、業主及關注本集團的媒體、社會各界人士表示衷心的感謝，感謝對本集團一如既往的信賴與支持，也感謝董事會成員、公司管理層及全體員工之勤勉付出及貢獻。

主席
郭梓文

香港，二零一七年三月十日



文旅養生複合升級

Upgrading Composite Real Estate with Themes
of Cultural Tourism, Regimen and Senior Care

Management Discussion and Analysis

管理層討論與分析

BUSINESS REVIEW

I. China Property Market

In 2016, the world economy continued its deep adjustment and the various changes also led to increasing risks. The global economic growth has slowed down as compared to 2015. Diverse growth patterns were seen in the developed economies. The U.S. economic recovery was relatively rapid while Japan and Europe remained sluggish. The overall economic growth of emerging markets and developing economies gradually stabilized. During the year, growth in international trade remained weak and global capital flow sped up. Commodity prices recovered amid significant fluctuation due to capital flows. At the same time, China accelerated its pace on opening up and was increasingly integrated into the world economy. China's economic growth has entered into a state of "new normal". Although its economic growth slowed down to some extent, a medium to high growth was maintained, which was among the highest in major economies of the world. Driven by the stable development of the "One Belt, One Road" initiatives in particular, enterprises significantly sped up in "going out" with booming overseas investments and economic cooperation. They have become important participants in the improvement of infrastructure and the acceleration of the industrialization process in developing countries. They also played an essential role in expanding markets, creating employment opportunities and easing the debt pressure of developed countries.

業務回顧

一、中國物業市場

2016年，世界經濟繼續深度調整，各類變化帶來的風險也在提升。全球經濟增速較2015年有所放緩，發達經濟體增長格局出現分化，美國經濟復甦相對較快，日本和歐洲依然疲弱；新興市場和發展中經濟體整體增速逐漸企穩。一年中，國際貿易增速持續低迷，全球資本流動加劇，大宗商品價格受資本流動影響回升但起伏波動較大。與此同時，中國對外開放的步伐加快，與世界經濟的融合度日益提高，近年來中國經濟發展進入新常態，增速雖然有所放緩，但仍保持了中高速增長，速度繼續位居世界主要經濟體最前列。特別是「一帶一路」發展戰略的穩步推進，企業「走出去」步伐明顯加快，對外投資和經濟合作蓬勃發展，成為很多發展中國家完善基礎設施、加快工業化進程的重要參與者，也對發達國家拓展市場、增加就業、緩解債務壓力發揮了重要作用。

BUSINESS REVIEW (CONTINUED)

I. China Property Market (continued)

In 2016, the real estate market reached a new high in this cycle with the turnover for the whole year breaking new grounds and differentiated development was seen among cities. Various regulatory policies of local governments were issued around the National Day and the market gradually stabilized in the fourth quarter. The real estate industry witnessed highs as well as lows in 2016. The “highs” refer to both the sales area and amount of commodity houses which hit historical highs while the area for sale continued declining. The “lows” refer to the growth of the investment in real estate development and the newly constructed area which maintained at low levels with the structural adjustment slowing down and increasing risks on commercial and office inventories. In terms of policy, the policy environment became tighter and different policies were introduced in different cities to strictly control market risks. In 2016, the policies for property sector shifted from somewhat easing to continual tightening in hot spot cities. In terms of pricing, the property prices in hot spot cities grew significantly, but became stable after tightening of the regulations. In terms of turnover, market transactions for the whole year maintained at high level with turnover structure moving up obviously. Various demands have emerged and property transactions maintained at high level. Turnover in commodity residential buildings in 50 representative cities increased over 20% year-on-year and the absolute volume hit a new high over the corresponding periods in history.

業務回顧(續)

一、中國物業市場(續)

2016年，地產市場迎來本輪周期的高點，全年成交規模創歷史新高，城市分化態勢延續。國慶節前後，各地政府密集出臺調控政策，四季度市場走勢漸趨平穩。2016年行業既有高峰也不乏低點，「高」的是商品房銷售面積、金額雙創歷史新高，待售面積持續下滑；「低」的是房地產開發投資增速、新開工面積增速持續低位，結構調整緩慢、商辦庫存風險有增無減。政策方面，政策環境由鬆趨緊，因城施策嚴控市場風險。2016年房地產政策經歷了從寬鬆到熱點城市持續收緊的過程。價格方面，熱點城市房價漲幅顯著，調控收緊後價格趨穩。成交方面，市場成交全年高位運行，成交結構明顯上移。各類需求持續釋放，房地產交易高位運行，50個代表城市商品住宅成交量同比增長超兩成，絕對量創歷史同期新高。

BUSINESS REVIEW (CONTINUED)

II. Business Review of the Group

On the whole, the housing prices in hot spot cities surged rapidly due to the accommodative monetary environment, the periodical tight supply and demand as well as the surging land price. With its increasingly improved and innovative sales strategy and the more powerful brand effect, the Group created new heights in sales results and maintained a strong development momentum.

As at 31 December 2016, the Group achieved total contracted sales of approximately RMB25.60 billion, representing an impressive year-on-year increase of approximately 68.8% and completed approximately 150.6% of the contracted sales target for the whole year. Contracted sales area for the year was approximately 2.980 million sq.m., a year-on-year increase of approximately 57.9%; average selling price was RMB8,591 per sq.m., a year-on-year increase of RMB554 per sq.m. Residential properties and commercial properties (mainly comprising commercial apartments and retail shops) accounted for 73.0% and 27.0%, respectively.

Our sales in 2016 were mainly contributed by the following projects: Foshan Aoyuan The Prime Palace/Zhuhai Aoyuan Plaza/Chongqing Aoyuan Panlong Yihao/Chengdu Chenghua Aoyuan Plaza/Foshan Aoyuan Central Parkview/Guangzhou Aoyuan International Center.

業務回顧(續)

二、本集團業務回顧

整體來看，受寬鬆貨幣環境、階段性供求緊張及地價上漲影響，熱點城市房價快速攀升。本集團憑藉日益提升不斷創新的銷售策略，以及不斷豐滿的品牌效應，創造了銷售業績新高度，保持了強勁的發展勢頭。

截至2016年12月31日，本集團完成合同銷售總額達約人民幣256.0億元，同比大幅增長約68.8%，完成全年合同銷售目標約150.6%。全年合同銷售面積約298.0萬平方米，同比上升約57.9%；平均售價每平方米人民幣8,591元，同比上升554元/平方米。其中，住宅物業與商業物業(主要包括商業性公寓、商鋪)的銷售佔比分別為73.0%和27.0%。

2016年我們的銷售貢獻主要來自以下項目：佛山奧園一號/珠海奧園廣場/重慶奧園盤龍壹號/成都成華奧園廣場/佛山奧園公園一號/廣州奧園國際中心等。

Management Discussion and Analysis (continued)

管理層討論與分析(續)

BUSINESS REVIEW (CONTINUED)

II. Business Review of the Group (continued)

Details of contracted sales breakdown of the Group by major projects are as follows:

Project	項目	Contracted Sales Amount 合同銷售金額 (RMB million) (人民幣百萬元)	Contracted Sales Area 合同銷售面積 (sq.m.) (平方米)
Foshan Aoyuan Prime Palace	佛山奧園一號	1,904	85,726
Zhuhai Aoyuan Plaza	珠海奧園廣場	1,780	92,119
Chongqing Aoyuan PanlongYihao	重慶奧園盤龍壹號	1,697	221,838
Chengdu Chenghua Aoyuan Plaza	成都成華奧園廣場	1,684	177,524
Foshan Aoyuan Central Parkview	佛山奧園公園一號	1,626	158,423
Guangzhou Aoyuan International Center	廣州奧園國際中心	1,237	46,589
Guangzhou Luogang Aoyuan Plaza	廣州蘿崗奧園廣場	1,216	79,224
Jiaxing Aoyuan Gold Coast	嘉興奧園黃金海岸	984	161,332
Bengbu Aoyuan Hanlin Huafu	蚌埠奧園瀚林華府	871	140,860
Nanhai Aoyuan	南海奧園	826	95,636
One30 Hyde Park Sydney	悉尼海德公園130號	639	5,355
Maison188 Maroubra Sydney	悉尼馬魯布拉188號	217	3,716
Others	其他	10,921	1,711,628
Total	合計	25,602	2,979,970

業務回顧(續)

二、本集團業務回顧(續)

按本集團主要項目劃分之合同銷售詳情如下：

BUSINESS REVIEW (CONTINUED)

II. Business Review of the Group (continued)

Pursuing innovation and changes, launching of three new major upgraded platforms

In September, an inauguration ceremony for the launch of a cross-border e-commerce platform under Aoyuan Group was grandly held at the base of Guangzhou Aoyuan cross-border e-commerce headquarters. Three comprehensive cross-border e-commerce platforms with upgraded functions, including the official online mall (aomygod.com), the mobile APPs and WeChat mall of Aomygod, were officially launched. While consumers can purchase outstanding products around the world, Aomygod innovated the community O2O model and the membership system and established a strong resources-backed system with the strengthened and abundant property resources of Aoyuan Group as one of the top 30 property developers in China, its big data membership system and various commercial operation experiences. It strives to become a self-operated and reliable leading cross-border e-commerce O2O brand in China to promote the development of the domestic cross-border e-commerce industry. From articles of daily use to light luxury products, from basic necessities of living to learning, leisure, safety, health and beauty, to parallel import of vehicles, Aomygod joins hands with strategic partners and leading teams in the industry in reshaping the quality life of consumers through professional shopping around the world.

Increasing land bank and promoting sustainable development overseas

In November, Aoyuan Group successfully acquired two high-quality residential projects in Gordon and Turrumurra, Sydney, Australia at a total consideration of A\$55.5 million. Both projects are in key north shore locations of Sydney and are within 5-minute walking distance to the nearby train stations and a 30-minute drive from Sydney CBD. The acquisitions will bolster its land bank and facilitate its building of a sustainable development business in Australia. Riding on its strong execution capabilities in overseas projects, Aoyuan will further foster parallel development in domestic and overseas markets to enhance the brand influence and to advance the progress towards internationalisation, thus delivering fruitful returns to its shareholders and investors.

業務回顧 (續)

二、本集團業務回顧 (續)

創新求變，三大平台全新升級亮相

9月，奧園集團旗下自營跨境電商品牌奧買家跨境電商平台發佈會在廣州奧園跨境電商總部基地盛大舉行。奧買家官方商城(aomygod.com)、手機APP、微信商城等三大綜合跨境電商平台全新升級，正式對外發佈。在消費者輕鬆實現購遍全球好貨的同時，奧買家也將充分利用奧園集團中國地產30強的雄厚實力和豐富的物業資源、大數據會員系統、豐富的商業運營經驗等，創新社區O2O模式和會員體系，建立強大的資源支持系統，致力於成為自營的、值得消費者信賴的中國領先跨境電商O2O品牌，促進中國的跨境電商行業發展。從生活用品到輕奢名品，從衣食住行到學、樂、安、康、美，以至平行進口車，奧買家携手各大戰略合作夥伴和行業頂尖團隊，以專業的全球購物，重塑消費者的生活品質。

增加土儲，推進海外可持續發展

11月，奧園集團以5,550萬澳幣成功收購澳洲悉尼歌頓區(Gordon)及圖拉馬拉區(Turrumurra)兩個優質住宅項目。兩個項目均位於悉尼北岸區核心地段，步行僅5分鐘即可至附近的火車站，距悉尼市中心也僅30分鐘車程。本次收購將有助增加澳洲的土地儲備，推進奧園在澳洲的可持續發展。憑藉強有力的海外項目執行能力，奧園將進一步促進境內外同步發展，提高品牌的影響力，推動奧園的國際化程度，為股東及投資者帶來理想回報。

BUSINESS REVIEW (CONTINUED)

II. Business Review of the Group (continued)

New projects introduced to the cultural tourism sector

After the commissioning of Aoyuan Cultural Tourism City Shaoguan Lingnan Impression in 2014, China Aoyuan Property Group introduced another cultural tourism project in Yingde as another major project in developing cultural tourism. In December, the ground-breaking ceremony for Xinhua Town, Yingde Aoyuan International Resort (奧園(英德)心花小鎮) was held in Yingde City, Guangdong Province. The project deeply explored the English black tea culture and integrated the black tea culture and industrial chains into cultural tourism projects. It also integrated with the food culture, consolidating on an innovative approach with food workshops, spa resorts, animation entertainment, pastoral farm, science popularization education, ecological residence as well as other industries to create a complete town model with “gourmet factory + cultural tourism” and achieved complementary development of industries. Aoyuan Group has made investments in various towns with the model of “industrial chains + cultural tourism” across the country, including “zen meditation + art performance” towns, “intelligent technology + cultural tourism” towns, “art incubation + tourism” towns and “cross-border e-commerce + leisure and vacation” towns in many locations of China.

III. Land Bank

The Group has adhered to the strategy of focusing on Tier 1 and Tier 2 cities in its development planning. At the same time, it pursued growth in domestic business in tandem with overseas business to raise the brand influence and promote the recognition of Aoyuan internationally. In 2016, the Group successively acquired a total of 17 high-quality commercial and residential projects. The newly added GFA available for development was approximately 3.139 million sq.m.

業務回顧(續)

二、本集團業務回顧(續)

再添新作，文旅板塊大力佈局

繼2014年啟動的奧園文化旅游城韶關印象嶺南，中國奧園地產集團又一大手筆文旅項目落地英德。這也是奧園集團大力佈局文旅產業的又一力作。12月，在廣東英德市舉行了隆重的奧園(英德)心花小鎮項目動工儀式。該項目深挖英紅茶文化，將紅茶文化和產業鏈融入文旅項目，和美食文化相結合，將美食工坊、溫泉度假、動漫娛樂、田園牧場、科普教育、生態人居等產業進行創新整合，形成完整「美食工廠+文旅體驗」小鎮模式，形成產業互補發展。奧園集團已在全國多處投資「產業鏈+文旅」小鎮模式、「禪修產業+演藝」小鎮、「智能科技+文旅」小鎮、「文藝孵化+旅游」小鎮、「跨境電商+休閒度假」小鎮。

三、土地儲備

本集團堅持一二線城市為主的佈局戰略，同時保持境內境外同步發展，提高品牌的影響力，推動奧園的國際化程度。2016年，本集團先後共收購17塊優質商住項目，新增可開發建築面積約為313.9萬平方米。

BUSINESS REVIEW (CONTINUED)

III. Land Bank (continued)

As at 31 December 2016, the total land bank of the Group was approximately 14.647 million sq.m., with an average land cost of approximately RMB1,916 per sq.m. of GFA, among which 1.912 million sq.m. of properties were completed, 5.456 million sq.m. of properties were under construction and 7.279 million sq.m. were reserved for future development. Its businesses have been expanded to 30 cities.

IV. Future Outlook

On the whole, property demands in various kinds continued to emerge with the properties turnover maintained at a high level in 2016. The turnover of commercial residential buildings in 50 representative cities increased over 20% year-on-year and the absolute volume hit a new high as compared with the corresponding periods in history. Various regulatory policies concerning hot spot cities were issued around the National Day and the market of those representative cities began to cool down. In terms of turnover structure, the overall prices of products of all levels in core Tier 1 and Tier 2 cities surged significantly and the demand for living improvement in hot spot cities also actively emerged. The turnover structure moved up with an increase in the proportion of large units.

Looking forward to the future, the turnover and price in the real estate markets of Tier 1 and Tier 2 cities across the country will undergo an adjustment period yet different cities will still offered different market opportunities. Tier 1 cities will enter the era of inventory houses and the market for the development and construction of new houses will be squeezed to certain extent. The vitalization of inventory land and properties driven by the upgrading of urban industries will be the theme in the future. The houses rental market is expected to become new opportunities. As hot Tier 2 cities have little potential in further property price hikes, the more likely scenario will be “declines in turnover and prices”. Cities with growing business and population supports may bring new development opportunities. The policies on most Tier 3 and Tier 4 cities will remain relaxed. Certain Tier 3 and Tier 4 cities in the Yangtze River Delta and the Pearl River Delta will see opportunities arising from demand spillovers.

業務回顧 (續)

三、土地儲備 (續)

於2016年12月31日，本集團總土地儲備約為1,464.7萬平方米，土地儲備的每平方米建築面積的平均成本約為人民幣1,916元，其中191.2萬平方米為已竣工物業，545.6萬平方米處於在建階段，727.9萬平方米為持續未來發展土地，業務已經延伸到30個城市。

四、未來展望

整體來看，2016年，各類需求持續釋放，房地產交易高位運行，50個代表城市商品住宅成交量同比增長超兩成，絕對量創歷史同期新高。國慶節前後熱點城市調控政策密集出臺，代表城市市場熱度開始回落。成交結構方面，核心一二線城市各層級產品總價提升顯著，熱點城市的改善需求也積極釋放，成交結構上移，大戶型成交佔比提升。

展望未來，全國房地產市場一二線城市市場量價進入調整階段，但是不同的城市仍存在市場機會。一線城市步入存量房時代，新房開發建設的市場空間一定程度被壓縮，城市產業升級帶來的存量土地和存量物業盤活將是未來的主題，租房市場也有望成為行業新機遇。二線過熱城市房價空間被透支，「量價回調」成大概率事件，但具備產業和人口支撐的城市，將成為下一個發展的新風口，大部分三四線城市政策仍會維持寬鬆，部分長三角、珠三角的三四線城市還將迎來需求外溢機會。

BUSINESS REVIEW (CONTINUED)

IV. Future Outlook (continued)

In the future, Aoyuan will continue to adhere to its development strategy of “rapid development and rapid sales” and improve the regulation and controlling efficiency in all processes. The Group will enhance project design, develop outstanding products and strengthen the design of product lines. Meanwhile, it will start reforms on the management system. Three Level 2 groups with high autonomy will be created as new business platforms. It will actively conduct innovation and deeply implant the idea and seeds of “innovation” into all business sectors during the development process in the increasingly competitive era.

FINANCIAL REVIEW

Operating Results

The revenue is primarily generated from property development. In 2016, the Group's total revenue was RMB11.83 billion, representing an increase of RMB2.26 billion or 23.6% over RMB9.57 billion in 2015. Property development revenue, other revenue such as hotel operation and property investment revenue accounted for 95.0%, 4.4% and 0.6% respectively.

In 2016, the Group's revenue generated from property development amounted to RMB11.24 billion, representing an increase of RMB1.94 billion or 20.9% over RMB9.30 billion in 2015. The GFA of delivered properties increased by 57.9% to 1.607 million sq.m. from 1.018 million sq.m. in 2015, while the average selling price decreased by 23.4% to RMB6,993 per square meter from RMB9,130 per square meter in 2015. This was mainly attributable to the decrease in the proportion of shops and commercial apartments with higher selling price from 58% in 2015 to 29%.

業務回顧 (續)

四、未來展望 (續)

未來，奧園將繼續堅持「快速開發快速銷售」的開發策略，提高各個環節管控效率；設計下功夫，打造一流產品，加強產品線設計；同時開展管理體制改革，下設三大2級集團，賦予高度得自主權，創造更好新平台；積極創新，在競爭日益激烈的時代，將「創新」的思維和種子，深深植入開發流程的各個業務板塊。

財務回顧

經營業績

營業額主要來自物業發展收益。二零一六年，本集團的總營業額約為人民幣118.3億元，較二零一五年之約人民幣95.7億元增加約人民幣22.6億元，上升23.6%。物業發展收益、經營酒店等獲得的其他收益以及物業投資收益各佔95.0%、4.4%和0.6%。

二零一六年，本集團物業發展銷售收入約為人民幣112.4億元，較二零一五年之約人民幣93.0億元增加約人民幣19.4億元，上升20.9%。所交付物業的總樓面面積較二零一五年之101.8萬平方米上升至160.7萬平方米，上升57.9%；平均售價由二零一五年之每平方米人民幣9,130元下降為每平方米人民幣6,993元，下降23.4%，主要是因為於二零一六年交付的物業中售價較高的商舖及商業性公寓的佔比由二零一五年的58%下降為29%。

Management Discussion and Analysis (continued)

管理層討論與分析 (續)

FINANCIAL REVIEW (CONTINUED)

Operating Results (continued)

Breakdown of property development revenue in 2016 by product type:

財務回顧 (續)

經營業績 (續)

二零一六年物業發展收入，按產品類別劃分如下：

Product	產品	Sold and Delivered	
		Revenue	Area
		收入	面積
		(RMB million)	('000 sq.m.)
		(人民幣百萬元)	(千平方米)
Residential apartments	住宅性公寓	7,881.8	1,377.7
Commercial apartments	商業性公寓	1,350.5	88.2
Retail shops and others	商鋪及其他	1,963.5	134.5
Low-density residential	低密度住宅	44.1	7.0
Total	總計	11,239.9	1,607.4

Gross Profit and Margin

In 2016, the gross profit of the Group was RMB3,277.1 million, representing an increase of 23.8% over RMB2,646.3 million in 2015, and the gross profit margin was 27.7%, which was basically the same as last year.

毛利及毛利率

二零一六年，本集團毛利為約人民幣32.8億元，較二零一五年之約人民幣26.5億元上升23.8%，毛利率27.7%，和去年基本持平。

Other Income, Gains and Losses

In 2016, the other income, gains and losses of the Group recorded RMB230.8 million net loss, representing an increase of 76.2% over RMB131.0 million net loss in 2015, which mainly included exchange loss of RMB472.4 million, interest income of RMB58.8 million, gain on change in fair value of derivative financial instruments of RMB142.4 million, and other income of RMB40.4 million.

其他收入、收益及虧損

二零一六年，本集團的其他收入、收益及虧損由二零一五年之淨虧損約人民幣1.3億元增加76.2%，錄得淨虧損約人民幣2.3億元，主要包含匯兌虧損約人民幣4.7億元，利息收入約人民幣0.6億元，衍生金融工具公平值變動收益約人民幣1.4億元及其他收入約人民幣0.4億元。

FINANCIAL REVIEW (CONTINUED)

Selling and Distribution and Administrative Expenses

In 2016, total selling and distribution expenses of the Group were RMB592.3 million, representing an increase of 21.2% from RMB488.5 million in 2015, which was mainly attributable to the increase in overall sales, marketing and promotional activities owing to the increase in contracted sales amount during the year, caused by the increase in the number of pre-sales properties during the year. Total administrative expenses increased by 21.8% from RMB401.7 million in 2015 to RMB489.4 million.

Taxation

Income tax expense comprised of PRC EIT, LAT and deferred taxation. The effective tax rate of 51.7% is higher than the standard PRC EIT rate of 25%, mainly attributable to LAT of RMB420.9 million.

Profit Attributable to Owners of the Company

In 2016, profit attributable to owners of the Company was RMB881.0 million, representing an increase of 8.5% over RMB812.2 million in 2015. Core net profit (excluding after tax fair value gain on investment properties and non-recurring income and losses) for the year amounted to RMB1,237.5 million.

Financial Position

As at 31 December 2016, the Group's total assets amounted to approximately RMB66,418.4 million (as at 31 December 2015: RMB48,826.9 million) and total liabilities were approximately RMB51,787.1 million (as at 31 December 2015: RMB37,251.0 million).

Current ratio was 1.7 as at 31 December 2016 (as at 31 December 2015: 1.9).

Financial Resources and Liquidity

In 2016, the Group's sources of fund primarily included income generated from business operations, cash from bank and other borrowings and issuance of senior notes in US dollar and corporate bonds in RMB, which were used in our business operations and investment and development of projects.

財務回顧(續)

銷售及分銷以及行政開支

二零一六年，本集團銷售及分銷開支總額約為人民幣5.9億元，較二零一五年之約人民幣4.9億元上升21.2%，銷售及分銷開支的上升主要是由於本集團本年預售的物業數目增加帶動本年合約銷售額的上升，從而令整體銷售、市場推廣及宣傳活動增加。行政開支總額約為人民幣4.9億元，較二零一五年之約人民幣4.0億元上升21.8%。

稅項

所得稅開支包括中國企業所得稅、土地增值稅及遞延稅項。實際稅率為51.7%，高於中國企業所得稅標準稅率25%，主要原因是其中包括土地增值稅約為人民幣4.2億元。

本公司擁有人應佔溢利

二零一六年，本公司擁有人應佔溢利約為人民幣8.8億元，較二零一五年之約人民幣8.1億元上升8.5%。年內的核心純利(不包括除稅後的投資物業公平值收益及非經常性收入及虧損)約為人民幣12.4億元。

財務狀況

於二零一六年十二月三十一日，本集團資產總額約為人民幣664.2億元(二零一五年十二月三十一日：約人民幣488.3億元)，負債總額約為人民幣517.9億元(二零一五年十二月三十一日：約人民幣372.5億元)。

於二零一六年十二月三十一日，流動比率為1.7(二零一五年十二月三十一日：1.9)。

財務資源及流動資金

二零一六年，本集團的資金來源主要為業務經營產生的收入、銀行及其他借款以及發行美元優先票據及人民幣公司債券所籌得的現金款項，該等款項用於本集團業務營運及項目投資發展。

FINANCIAL REVIEW (CONTINUED)

Financial Resources and Liquidity (continued)

The Group expects that income generated from business operations and borrowings will continue to be the main source of funds in the coming year. Therefore, the Group will continue to strengthen out cash flow management, improve the efficiency of capital returns of projects and strictly control the cost and various expenses. Besides, the Group will continue to explore the opportunities to cooperate with foreign and domestic investors, in order to provide other sources of funding for the expansion of projects and business development.

Cash Position

As at 31 December 2016, the Group had cash and bank deposits of approximately RMB10,470.9 million (as at 31 December 2015: RMB7,769.0 million). As at 31 December 2016, the Group had restricted bank deposits of approximately RMB485.6 million (as at 31 December 2015: RMB1,266.6 million) which were reserved for obtaining bank loans.

As at 31 December 2016, cash, bank deposits and restricted bank deposits of the Group mentioned above totaled RMB10,956.5 million, of which 98.2% was denominated in Renminbi and 1.8% was denominated in other currencies (mainly in Hong Kong dollar, US dollar and Australia dollar).

In 2016, cash collection ratio (total sales proceeds received in 2016 divided by the annual contract sales amount) for the Group's contracted sales was approximately 90%.

財務回顧 (續)

財務資源及流動資金(續)

本集團預期未來一年的主要資金來源是業務經營收入及借款，因此本集團會繼續加強資金流管理，提高項目資金回籠效率，嚴格控制成本及各項費用開支。此外，本集團將繼續尋求與國內外投資者的合作機遇，為項目的擴展和業務發展提供其他的資金來源。

現金狀況

於二零一六年十二月三十一日，本集團現金及銀行存款約為人民幣104.7億元(二零一五年十二月三十一日：約人民幣77.7億元)。於二零一六年十二月三十一日，本集團受限制銀行存款約為人民幣4.9億元(二零一五年十二月三十一日：約人民幣12.7億元)。該筆款項僅限於用來獲取銀行貸款。

於二零一六年十二月三十一日，本集團上述之現金、銀行存款及受限制銀行存款總額約為人民幣109.6億元，其中98.2%以人民幣計值，1.8%以其他貨幣(主要是港元、美元及澳元)計值。

於二零一六年，本集團合同銷售之現金回款率(二零一六年收到的銷售款項總額除以年合同銷售金額)約為90%。

Management Discussion and Analysis (continued)

管理層討論與分析(續)

FINANCIAL REVIEW (CONTINUED)

Borrowings, Senior Notes, Corporate Bonds and Net Gearing Ratio

Borrowings, Senior Notes and Corporate Bonds

As at 31 December 2016, the Group had bank and other borrowings of approximately RMB6,792.8 million (as at 31 December 2015: RMB7,373.3 million) and senior notes and corporate bonds of approximately RMB11,587.7 million (as at 31 December 2015: RMB8,924.4 million) as follows:

財務回顧(續)

借款、優先票據、公司債券及淨負債比率

借款、優先票據及公司債券

於二零一六年十二月三十一日，本集團銀行及其他借款約為人民幣67.9億元(二零一五年十二月三十一日：約人民幣73.7億元)，優先票據及公司債券約為人民幣115.9億元(二零一五年十二月三十一日：約人民幣89.2億元)。其中：

		31 December 2016 二零一六年 十二月三十一日 RMB Million 人民幣百萬元	31 December 2015 二零一五年 十二月三十一日 RMB Million 人民幣百萬元
Repayment period	還款年期		
Repayment on demand	按需要時償還	811.3	—
Within one year	1年以內	3,694.6	2,570.3
More than one year, but not exceeding two years	1年以上但未超過2年	6,633.6	4,199.3
More than two years, but not exceeding five years	2年以上但未超過5年	7,229.6	9,498.6
More than five years	超過5年	11.4	29.5
		18,380.5	16,297.7

The majority of borrowings of the Group are floating-rate borrowings, of which interest rates are subject to negotiation on annual basis, thus exposing the Group to fair value interest rate risk. As at 31 December 2016, the effective interest rate on borrowings, senior notes and corporate bonds was 8.1%, which was lower than 9.5% in 2015. The Group has implemented certain interest rate management policies which included, among others, close monitoring of interest rate movements and replacing and entering into new banking facilities when good pricing opportunities arise.

本集團大部分借款均為浮動利率，並須每年議息，因此本集團面臨公平值利率風險。於二零一六年十二月三十一日，借款、優先票據及公司債券的實際利率為8.1%，較二零一五年之9.5%低。本集團已實施若干利率管理政策，其中主要包括密切監控利率變動，並在價格機會良好的情況下替換及新訂銀行信貸。

FINANCIAL REVIEW (CONTINUED) Borrowings, Senior Notes, Corporate Bonds and Net Gearing Ratio (continued)

Borrowings, Senior Notes and Corporate Bonds (continued)

In February 2016, the Group successfully issued 4-year non-public domestic corporate bonds of RMB500 million for the Group's refinancing and general corporate purposes.

In April 2016, the Group successfully issued 3-year offshore senior notes of US\$250 million for the Group's refinancing and general corporate purposes.

In October 2016, the Group successfully issued 3-year non-public domestic corporate bonds of RMB1,500 million for the Group's refinancing and general corporate purposes.

As at 31 December 2016, the Group had credit facilities of approximately RMB27,051.0 million (as at 31 December 2015: RMB26,721.3 million) for short-term and long-term borrowings, of which approximately RMB13,249.7 million (as at 31 December 2015: RMB10,912.7 million) were unutilized.

Net Gearing Ratio

Net gearing ratio is measured by the net borrowings (total amount of bank and other borrowings, senior notes and corporate bonds net of cash and cash equivalents and restricted bank deposits) over the total equity. As at 31 December 2016, the Group's net gearing ratio was 50.7%. The Group has implemented certain loan management policies, which mainly include close monitoring of the gearing ratio and any changes in net gearing ratio, and optimization of the bank credit structure when good pricing opportunities arise.

Contingent Liabilities

As at 31 December 2016, the Group had the following contingent liabilities relating to guarantees in respect of mortgage facilities provided by banks to purchasers and banking facilities granted to joint ventures of the Group amounting to approximately RMB21,584.0 million (as at 31 December 2015: RMB9,239.6 million).

財務回顧(續) 借款、優先票據、公司債券及淨負債比率(續)

借款、優先票據及公司債券(續)

於二零一六年二月，本集團成功在境內非公開發行人民幣5億的4年期公司債券，為本集團作再融資以及一般公司用途。

於二零一六年四月，本集團成功在境外發行2.5億美元的3年期優先票據，為本集團作再融資以及一般公司用途。

於二零一六年十月，本集團成功在境內非公開發行人民幣15億的3年期公司債券，為本集團作再融資以及一般公司用途。

於二零一六年十二月三十一日，本集團之短期及長期貸款擁有授信額度約為人民幣270.5億元(二零一五年十二月三十一日：約人民幣267.2億元)，其中約人民幣132.5億元(二零一五年十二月三十一日：約人民幣109.1億元)之額度尚未動用。

淨負債比率

淨負債比率按借款淨額(銀行及其他借款、優先票據及公司債券總額扣除現金及現金等價物以及受限制銀行存款)除以總權益計算。於二零一六年十二月三十一日，本集團的淨負債比率為50.7%，本集團已實施若干貸款管理政策，其中主要包括密切監控資產負債率以及淨負債比率變動，並在價格機會良好的情況下優化銀行信貸結構。

或然負債

於二零一六年十二月三十一日，本集團就買方之銀行按揭貸款及合營企業銀行借款提供擔保額約為人民幣215.8億元(二零一五年十二月三十一日：約人民幣92.4億元)而承擔以下或然負債。

FINANCIAL REVIEW (CONTINUED)

Contingent Liabilities (continued)

The Group acted as guarantor to the banks in respect of the mortgage bank loans granted to certain property purchasers of the Group's and agreed to repurchase the properties upon the purchasers' default on the repayment of the outstanding mortgage loans and the loan interest accrual thereon. The fair value of the financial guarantee contracts is not significant at the initial recognition and provision has not been made as the default rate is low.

As at 31 December 2016, the Group has outstanding financial guarantees issued to banks in respect of banking facilities granted to joint ventures of the Group. The amount disclosed above represents the aggregate amounts that could be required to be paid if the guarantees were called upon in entirety, of which RMB1,150 million (2015: nil) has been utilised by the joint ventures at the end of the reporting period.

Commitments

As at 31 December 2016, the Group had construction cost, land payments and acquisition of subsidiaries payment contracted but not provided for of approximately RMB11,226.9 million (as at 31 December 2015: RMB9,347.1 million). The Group expects to fund these commitments principally from sale proceeds of properties and bank borrowings.

Foreign Currency Risks

Most of the Group's revenues and operating costs are denominated in Renminbi. Except for the bank deposits denominated in foreign currencies, senior notes denominated in US dollar and bank loans denominated in US dollars and Australia dollars, the Group's operating cash flow or liquidity is not directly subject to any other material exchange rate fluctuations. During the year ended 31 December 2016, the Group has entered into certain foreign currency forward contracts to keep the net exposure of currency risk to an appropriate level. The management closely monitors foreign currency exposure and will consider hedging significant foreign currency exposure should the need arise.

財務回顧(續)

或然負債(續)

本集團就授予本集團若干物業買家的按揭銀行貸款而擔任面對銀行的擔保人，並同意於買家拖欠償還尚未償還的按揭銀行貸款時購回物業及貸款應計利息。由於違約率較低，財務擔保合約於首次確認時的公平值並不重大，且並無作出撥備。

於二零一六年十二月三十一日，本集團有未償還財務擔保，乃就本集團合營企業獲授之銀行融資向銀行而發出。上文所披露金額指倘擔保被要求全數履行而須支付之總金額，當中約人民幣11.5億元(二零一五年：無)已於報告期末被合營公司動用。

承擔

於二零一六年十二月三十一日，本集團已訂約但未撥備之建築成本、土地款及附屬公司收購款約為人民幣112.3億元(二零一五年十二月三十一日：約人民幣93.5億元)。本集團預期主要通過物業銷售所得款項以及銀行借款為該等承擔提供資金。

外幣風險

本集團大部分收益及經營成本以人民幣計值，除以外幣計值的銀行存款、以美元計值的優先票據及以美元及澳幣計值的銀行貸款外，本集團之經營現金流或流動資金並不受任何其他重大的直接匯率波動影響。於截至二零一六年十二月三十一日止年度，本集團已訂立若干外幣遠期合約，以將外匯風險淨額維持在適當水平。管理層密切監控外匯風險並將於需要時考慮對沖重大外匯風險。

FINANCIAL REVIEW (CONTINUED)

Pledge of Assets

As at 31 December 2016, the Group pledged its properties for sales, plant and equipment, investment properties and restricted bank deposit of approximately RMB5,950.4 million (as at 31 December 2015: RMB9,444.5 million) to various banks to secure project loans and general banking facilities granted to the Group.

Events After the Reporting Period

On 4 January 2017, the Company issued senior notes (the “2017 Notes”) in an aggregate principal amount of US\$250 million (equivalent to RMB1,734.25 million) carries interest at 6.35% per annum and due in 2020. Details of the terms and conditions are set out in the announcement issued by the Company on 4 January 2017. Up to the date of the issuance of the audited consolidated financial statements of the Group, the net proceeds of approximately US\$244.47 million (equivalent to approximately RMB1,695.87 million) from the issuance of the 2017 Notes have been fully received.

On 13 January 2017, the Group acquired 60% equity interest of 珠海來利科技有限公司 Zhuhai Laili Technology Co., Ltd. (“Zhuhai Laili”) with cash consideration of RMB630 million. Zhuhai Laili holds a parcel of land situated in Zhuhai, the PRC, which is designated for commercial properties development.

On 24 February 2017, the Group acquired the entire equity interest of 深圳市秋銘投資發展有限公司 Shenzhen Qiuming Investment Development Co., Ltd. (“Shenzhen Qiuming”) with cash consideration of approximately RMB984.93 million. Shenzhen Qiuming holds two projects under development situated in Shenzhen, the PRC, which is designated for residential and commercial properties development.

財務回顧 (續)

資產抵押

於二零一六年十二月三十一日，本集團將約為人民幣59.5億元(二零一五年十二月三十一日：約人民幣94.4億元)之持作可供銷售物業、廠房及設備、投資物業及受限制銀行存款抵押予不同銀行，以取得授予本集團之項目貸款及一般銀行融資。

報告期後事項

於二零一七年一月四日，本公司發行本金總額約為2.5億美元(相等於約人民幣17.3億元)、按年利率6.35%計息及於二零二零年到期的優先票據(「二零一七年票據」)。條款及條件詳情載於本公司於二零一七年一月四日刊發的公告。截至本集團經審核綜合財務報表刊發之日，發行二零一七年票據的所得款項淨額約2.4億美元(相等於約人民幣17.0億元)已完全收到。

於二零一七年一月十三日，本集團以現金代價約人民幣6.3億元收購珠海來利科技有限公司(「珠海來利」)的60%股權。珠海來利在中國珠海持有一幅指定作商業物業開發的地塊。

於二零一七年二月二十四日，本集團以現金代價約人民幣9.8億元收購深圳市秋銘投資發展有限公司(「深圳秋銘」)的全部股權。深圳秋銘在中國深圳持有兩項指定作住宅及商業物業開發的開發中項目。

FINANCIAL REVIEW (CONTINUED)

Events After the Reporting Period (continued)

On 1 March 2017, the Group entered into an agreement to acquire a parcel of land located Vancouver, Canada with cash consideration of Canadian Dollar 30.6 million (equivalent to RMB161 million), which is designated for residential and commercial properties development.

On 2 March 2017, the company redeemed an aggregate principal amount of US\$300 million of 2014 Notes, representing entire principal amount of 2014 Notes, at a redemption price equal to 105.6250% of the principal amount thereof together with all accrued and unpaid interest.

EMPLOYMENT AND REMUNERATION POLICY

As at 31 December 2016, the Group had 4,460 employees (31 December 2015: 3,761 employees). The Group regularly reviews remuneration and benefits of its employees according to the relevant market practice and individual performance of the employees. Pursuant to relevant laws and regulations, the Group provides contributions to social insurance of the China and contribution to the Mandatory Provident Fund Scheme of Hong Kong for eligible employees. The Group also provides employees in China with medical insurance, individual work injury insurance, maternity insurance and unemployment insurance.

財務回顧(續)

報告期後事項(續)

於二零一七年三月一日，本集團訂立一份協議，以現金代價約0.3億加元(相等於人民幣1.6億元)收購一幅位於加拿大溫哥華指定作住宅及商業物業開發的地塊。

於二零一七年三月二日，本公司已按贖回價(相等於其本金額的105.6250%連同應計並未付利息)贖回本金總額3.0億美元的二零一四年票據，佔二零一四年票據全部本金額。

僱傭及薪酬政策

於二零一六年十二月三十一日，本集團僱有4,460名僱員(二零一五年十二月三十一日：3,761名僱員)。本集團根據有關市場慣例及僱員的個別表現定期審查其僱員的薪酬及福利。依照有關法律法規，本集團為合資格僱員就中國社保及香港強制性公積金計劃供款，亦在中國提供醫療保險、個人工傷保險、生育保險及失業保險。

Biographical Details of Directors 董事履歷詳情



**Back row from left: Mr. Tsui King Fai, Mr. Cheung Kwok Keung, Mr. Yang Zhong, Mr. Hu Jiang
Front row from left: Ms. Zhong Ping, Mr. Guo Zi Ning, Mr. Guo Zi Wen, Mr. Ma Jun**

後排左起：徐景輝先生 張國強先生 楊忠先生 胡江先生
前排左起：鍾平女士 郭梓寧先生 郭梓文先生 馬軍先生

Biographical Details of Directors (continued)

董事履歷詳情(續)

Executive Directors

執行董事



Guo Zi Wen, Chairman

Guo Zi Wen, aged 52, is the founder of the Group, and holds a Master degree in Business Administration. He is an executive Director, the chairman of the Board and the Chairman of the Nomination Committee. Mr. Guo is also a director of certain subsidiaries of the Company. Mr. Guo is mainly responsible for the formulation of development strategies of the Company, as well as giving guidance to the Group's project planning, financing and investment.

In 2001, Mr. Guo was honored by national main stream media and China Real Estate Association as one of the Top 10 Persons in Real Estate Industry. In 2004, Mr. Guo received the China Real Estate Special Contribution Award, and the China Real Estate Theory Research Contribution Award and was named one of the Top 10 Outstanding Real Estate Entrepreneurs in the PRC in the same year. In 2008, Mr. Guo was awarded as one of the Top 10 Outstanding Entrepreneurs of the Past Three Decades in China Real Estate and was recognized as one of the Top 30 Leaders in the Residential Construction of Guangdong. In 2010, Mr. Guo was named "Outstanding Leader" in the event "Leaders of Real Estate of Guangdong in Ten Golden Years" and in 2011, Mr. Guo was named "CAPITAL Leader of Excellence 2011". In 2014, Mr. Guo received the Award of "Outstanding Leaders for the Year" nominated by Nanfang Media and Peking University. In 2015, Mr. Guo was awarded "2015 Corporate Social Responsibility Outstanding Enterprise Award" (2015企業社會責任傑出企業家獎) by Xinhuanet.com (新華網). Except for being a Director of the Company, Mr. Guo has not held any directorship in other publicly listed companies during the past three years. Mr. Guo is the brother of Mr. Guo Zi Ning.

郭梓文，主席

郭梓文，五十二歲，本集團創辦人，擁有工商管理碩士學位。彼為執行董事兼董事會主席及提名委員會主席。郭先生亦為本公司若干附屬公司之董事。郭先生主要負責制訂本公司的發展策略及提供指引以協助本集團的項目規劃、融資及投資。

於二零零一年，郭先生榮獲全國主流媒體及中國房地產協會選為中國房地產十大風雲人物之一。於二零零四年，郭先生獲頒「中國房地產特別貢獻獎」及「中國房地產理論研究貢獻獎」獎項，於同年亦被列為「中國房地產十大傑出企業家」。於二零零八年，郭先生獲頒為「中國房地產30年十大傑出貢獻人物獎」及「廣東住宅建設30強領軍人物獎」。於二零一零年，郭先生獲選為「黃金十年廣東地產領袖榜」之「領袖人物」。於二零一一年，郭先生獲評「資本傑出領袖2011」；於二零一四年，郭先生獲南方報業與北京大學頒授「年度傑出人物大獎」。於二零一五年，郭先生獲新華網頒授「2015企業社會責任傑出企業家獎」。除擔任本公司董事外，郭先生在過往三年並無於其他上市公司擔任董事職務。彼為郭梓寧先生的兄弟。

Executive Directors (continued)

執行董事(續)



Guo Zi Ning, Vice Chairman and Chief Executive Officer

Guo Zi Ning, aged 55, is an executive Director, a vice chairman and the chief executive officer. He is also a director of the subsidiaries of the Company, and holds a Doctor degree in Business Administration. He participated in the preparation of the Group in 1996, now primarily responsible for commercial property investment, development and operation, and leads the overall administration management of the Group. Except for being a Director of the Company, Mr. Guo has not held any directorship in any other listed public companies during the past three years. Mr. Guo is the brother of Mr. Guo Zi Wen.

郭梓寧，副主席兼行政總裁

郭梓寧，五十五歲，為執行董事、董事會副主席及行政總裁，彼亦為本公司若干附屬公司之董事，擁有工商管理博士學位。彼於一九九六年參與本集團的籌建工作，現主要負責本集團商業地產投資、發展及經營以及領導本集團的總體行政管理。除擔任本公司董事外，郭先生過往三年並無於任何其他上市公司擔任董事職務。彼為郭梓文先生的兄弟。

Biographical Details of Directors (continued)

董事履歷詳情(續)

Executive Directors (continued)

執行董事(續)



Zhong Ping, Chief Financial Officer

Zhong Ping, aged 48, is an executive Director and chief financial officer. Ms. Zhong is also a director of certain subsidiaries of the Company. She obtained a Master degree of Accountancy from Jinan University and is a certified tax advisor and certified accountant. She joined the Group in August 2003 and is mainly responsible for the financial management, management of listing performance, internal audit and risk control of the Group. Ms. Zhong has not held any directorship in the last three years in public companies which are listed in Hong Kong or overseas.

鍾平，首席財務官

鍾平，四十八歲，為執行董事及首席財務官。鍾女士亦為本公司若干附屬公司之董事。彼於暨南大學取得會計學碩士學位，為註冊稅務師及註冊會計師。彼於二零零三年八月加入本集團，主要負責本集團財務資金管理、上市業績管理、內部審計及風險控制。鍾女士於過去三年內並無於香港或境外上市公眾公司擔任任何董事職務。

Executive Directors (continued)

執行董事(續)



Ma Jun, Chief Operating Officer

Mr. Ma Jun, aged 40, is an executive Director and chief operating officer of the Group. He is also a director of certain subsidiaries of the Company and holds a bachelor degree in Environmental Engineering awarded by Tianjin University in the PRC. Mr. Ma is mainly responsible for the management of real estate development of the Group. Before joining the Group in March 2015, Mr. Ma worked at 中海地產天津公司 (in English, for identification purpose only, Zhonghai Property Tianjin Company) as deputy general manager and 深圳市奧宸地產(集團)有限公司 (in English, for identification purpose only, Shenzhen Ao Chen Property (Group) Co., Ltd.) as an executive vice president and possesses more than 15 years of experience in the real estate industry. Mr. Ma has not held any directorship in the last three years in public companies which are listed in Hong Kong or overseas.

馬軍，營運總裁

馬軍先生，四十歲，為執行董事及本集團的營運總裁。彼亦為本公司若干附屬公司之董事。擁有中國天津大學環境工程學學士學位。馬先生主要負責本集團地產開發的經營管理。在於二零一五年三月加入本集團之前，馬先生曾任中海地產天津公司副總經理及深圳市奧宸地產(集團)有限公司執行副總裁，擁有逾15年房地產行業經驗。馬先生於過往三年概無於香港或境外上市公眾公司擔任任何董事職務。

Biographical Details of Directors (continued) 董事履歷詳情(續)

Non-executive Director 非執行董事



Yang Zhong

Yang Zhong, aged 48, was appointed as an executive Director of the Company in January 2011 and re-designated as a non-executive director of the Company in February 2016. Mr. Yang is also a director of certain subsidiaries of the Company. He joined the Group in September 2009. He has the qualification of a PRC registered real estate appraiser and is a registered supervision engineer with extensive, comprehensive and professional management experience in the real estate industry in the PRC. Mr. Yang worked in two reputable property developers prior to joining the Group in September 2009. Except for being a director of the Company, Mr. Yang has not held any directorship in any other listed public companies during the past three years.

楊忠

楊忠，四十八歲，於二零一一年一月獲委任為本公司執行董事，並於二零一六年二月調任本公司非執行董事。楊先生亦為本公司若干附屬公司之董事。彼於二零零九年九月加入本集團。彼具有中國註冊房地產評估師及註冊監理工程師的資格，於中國房地產方面擁有豐富、全面專業及管理經驗。於二零零九年九月加入本集團前，楊先生曾於兩家信譽良好的房地產開發公司任職。除了在本公司擔任董事之外，楊先生於過去三年內並沒有擔任其他上市公司之董事職位。

Independent Non-executive Directors

獨立非執行董事



Tsui King Fai

Tsui King Fai, aged 67, was appointed as an independent non-executive Director on 13 September 2007. Mr. Tsui is the chairman of remuneration committee, member of audit committee and nomination committee of the Company. Mr. Tsui holds a Master degree of Science in Accountancy and a Bachelor degree of Business Administration with first class honours awarded by the University of Houston. He is a fellow member of the Hong Kong Institute of Certified Public Accountants, a member of the Chartered Accountants Australia and New Zealand and a member of the American Institute of Certified Public Accountants. He has over 30 years of extensive experience in accounting, finance and investment management, particularly in investments in Mainland China. He had worked for two of the "Big Four" audit firms in Hong Kong and the United States of America and served in various public listed companies in Hong Kong in a senior capacity. Currently, Mr. Tsui is an independent non-executive director of Lippo Limited (226.HK), Lippo China Resources Limited (156.HK), Hongkong Chinese Limited (655.HK), Vinda International Holdings Limited (3331.HK) and Newton Resources Limited (1231.HK), all listed on the Main Board of the Stock Exchange.

徐景輝

徐景輝，六十七歲，於二零零七年九月十三日獲委任為獨立非執行董事。徐先生為本公司薪酬委員會主席、審核委員會和提名委員會成員。徐先生持有由休斯頓大學頒授之會計學理學碩士學位及工商管理學士學位(一級榮譽)。彼為香港會計師公會資深會員、澳洲及新西蘭特許會計師會會員及美國註冊會計師協會會員，於會計、財務及投資管理方面(尤其於中國大陸投資方面)擁有逾三十年豐富經驗。徐先生曾於香港及美國「四大」核數師行中的其中兩家任職，亦曾擔任香港多間上市公司之高層職位。彼現時為聯交所主板上市公司力寶有限公司(226.HK)、力寶華潤有限公司(156.HK)、香港華人有限公司(655.HK)、維達國際控股有限公司(3331.HK)及新礦資源有限公司(1231.HK)的獨立非執行董事。

Biographical Details of Directors (continued)

董事履歷詳情(續)

Independent Non-executive Directors (continued)

獨立非執行董事(續)



Cheung Kwok Keung

Cheung Kwok Keung, aged 50, was appointed as an independent non-executive director on 20 January 2011. Mr. Cheung is the chairman of audit committee, member of remuneration committee and nomination committee of the Company. He is a fellow member of the Association of Chartered Certified Accountants and an associate member of the Hong Kong Institute of Certified Public Accountants. Mr. Cheung has over 20 years of experience in auditing, accounting and financial management. Mr. Cheung is the chief financial officer and company secretary of Lee & Man Paper Manufacturing Limited (2314.HK), the company secretary of Lee & Man Chemical Company Limited (746.HK), and he was also an independent non-executive director of Sheng Yuan Holdings Limited (851.HK) until 25 April 2014. All companies mentioned above are listed on the Main Board of Stock Exchange.

張國強

張國強，五十歲，於二零一一年一月二十日獲委任為獨立非執行董事。張先生為本公司審核委員會主席、薪酬委員會及提名委員會成員。彼為特許公認會計師公會之資深會員及香港會計師公會之會員。張先生在審核、會計及財務管理方面擁有逾二十年經驗。彼為理文造紙有限公司(2314.HK)之財務總監及公司秘書及理文化工有限公司(746.HK)之公司秘書；直至二零一四年四月二十五日，張先生亦擔任盛源控股有限公司(851.HK)之獨立非執行董事。上文提述之公司全部均於聯交所主板上市。

Independent Non-executive Directors (continued)

獨立非執行董事(續)



Hu Jiang

Hu Jiang, aged 60, was appointed as an independent non-executive director on 28 February 2014. Mr. Hu is the member of audit committee, remuneration committee and nomination committee of the Company. He was the principal of Beijing Normal University (Zhuhai) College of Real Estate from November 2010 to July 2015. Mr. Hu has over 20 years of teaching and research experience in the fields of geography and real estate. He is a senior economist and has the qualification of a PRC registered real estate appraiser. He is also a member of China Real Estate Valuers Association and he appointed as deputy permanent secretary of China Real Estate Valuers and Agent Association in July 2015. Mr. Hu holds a degree in science from the Beijing Normal University. Mr. Hu had been a vice president of the Company from July 2007 to May 2008. Except for being a director of the Company, Mr. Hu has not held any directorship in any other listed public companies during the past three years.

胡江

胡江，六十歲，於二零一四年二月二十八日獲委任為獨立非執行董事。胡先生為本公司審核委員會、薪酬委員會及提名委員會成員。由二零一零年十一月至二零一五年七月為北京師範大學珠海分校不動產學院的院長。胡先生於地理學及房地產領域擁有逾二十年的教研經驗，彼為一名高級經濟師及具有註冊中國土地估價師資格。胡先生亦為中國土地估價師協會理事，彼於二零一五年七月被任命為中國土地估價師與土地登記代理人協會常務副秘書長。胡先生持有北京師範大學的科學專業學位。自二零零七年七月起至二零零八年五月止期間，胡先生曾任本公司的副總裁。除了在本公司擔任董事外，胡先生於過去三年內並沒有擔任其他上市公司之董事職位。

Profile of Senior Management and Company Secretary

高級管理人員及公司秘書簡介

Senior Management

Chan Ka Yeung Jacky

Chan Ka Yeung Jacky, aged 37, is a vice president of the Group, the president of Australia Company and the head of corporate finance and investor relations. He graduated from the University of Illinois at Urbana-Champaign in the United States of America with Bachelor's degree in Economics. He has extensive experience in financial services and investor relations. He had previously been the chief investment officer and investor relations director of Zhong An Real Estate Limited and the deputy head and responsible officer of the capital markets department of Agile Property Holdings Limited. He joined the Group in October 2013 and is now mainly responsible for the operation and management of Hong Kong and Australia office, development of overseas projects, corporate finance, investor relations, as well as other capital markets related affairs of the Group.

Zhang Jun

Zhang Jun, aged 40, is a vice president of the Group. He graduated from Zhongnan University of Economics and Law, majoring in Marketing and studied in Wuhan University with a minor in Industrial and Civil Architecture. He had served as a deputy general manager of operation and marketing and vice president in renowned companies such as Wanda Group and Yurun Group. He joined the Group in February 2015 and is currently responsible for the management of the commercial development of the Group.

Miao Si Hua

Miao Si Hua, aged 52, is a vice president of the Group. He graduated from Tongji University with a Bachelor Degree in Heat Ventilating and Air Conditioning Engineering of Civil Engineering. He has extensive experience in engineering. He had previously worked as the general manager of Zhongtian Urban Development Group Commercial Company and the responsible officer of Powerlong Commercial Group, Henan District and the general manager of Zhengzhou Powerlong. He joined the Group in September 2013 and is now mainly responsible for the management of the property and investment operation of the Group.

高級管理人員

陳嘉揚

陳嘉揚，三十七歲，為本集團副總裁、澳洲公司總裁兼企業融資及投資者關係總監。彼於美國伊利諾大學香檳分校經濟學學士畢業，擁有豐富金融服務及投資者關係經驗。彼曾任眾安房產有限公司首席投資官兼投資者關係總監及雅居樂地產控股有限公司資本市場部副總監兼負責人。彼於二零一三年十月加入本集團，現主要負責香港及澳洲公司經營管理、海外項目拓展、企業融資及投資者關係等資本市場管理方面的工作。

張俊

張俊，四十歲，為本集團副總裁。彼於中南財經政法大學市場營銷本科畢業，並於武漢大學輔修工民建專業，曾於萬達集團、雨潤集團等著名公司任營銷副總、副總裁等職。彼於二零一五年二月加入本集團，現主要負責本集團商業開發的經營管理工作。

苗思華

苗思華，五十二歲，為本集團副總裁。彼於同濟大學獲得土木工程供熱通風與空調工程專業學士學位。彼擁有豐富工程經驗。彼曾任中天城投集團商業公司總經理、寶龍商業集團河南大區負責人及鄭州寶龍總經理。彼於二零一三年九月加入本集團，現主要負責本集團物業及招商運營的經營管理工作。

Profile of Senior Management and Company Secretary (continued) 高級管理人員及公司秘書簡介 (續)

Senior Management (continued)

Chen Yong

Chen Yong, aged 41, is a vice president of the Group. He obtained a Bachelor degree from Zhongnan University of Economics and Law. He has extensive experience in fund management. He had served in some well-known companies such as Vanke, Gemdale and Logan Property. He joined the Group in June 2014, and is now mainly responsible for the investment and financing management, fund management and risk control of funding for the real estate development of the Group.

Mai Ze Nian

Mai Ze Nian, aged 38, is a vice president of the Group. He graduated from the Foshan University, possessing extensive experiences in sales planning, operational management and marketing. He had served as a general manager of marketing and executive president in renown property companies such as Country Garden and Chaochuang Group, etc. He joined the Group in September 2015, and is now mainly responsible for the marketing and branding of the real estate development of the Group.

Xiao Yi

Xiao Yi, aged 45, is a vice president of the Group and the president of the Chongqing district company. He graduated from the Chongqing Institute of Architecture and Civil Engineering, possessing extensive experiences in engineering, cost and design management. He had served as a deputy general manager of engineering and general manager in Winsan (Shanghai) Industrial Corporation and Chongqing Longfor Properties, etc. He joined the Group in June 2009 and is now mainly responsible for the operation and management of the Chongqing district company and business development in the region.

高級管理人員 (續)

陳勇

陳勇，四十一歲，為本集團副總裁。彼於中南財經政法大學本科畢業，擁有豐富的資金運作管理經驗。曾於萬科、金地、龍光地產等著名公司任職。彼於二零一四年六月加入本集團，現主要負責本集團地產開發的投融資管理、資金管理及資金風險管控工作。

麥澤年

麥澤年，三十八歲，為本集團副總裁。彼畢業於佛山科學技術學院，在銷售規劃、經營管理及市場營銷方面擁有豐富經驗。曾於碧桂園及Chaochuang Group等知名地產公司任營銷總經理及執行總裁。彼於二零一五年九月加入本集團，現主要負責本集團地產開發的市場營銷及品牌建設工作。

肖毅

肖毅，四十五歲，為本集團副總裁及重慶區域公司總裁。彼於重慶建築工程學院本科畢業，擁有豐富的工程、成本、設計管理經驗，曾於上海運盛實業、重慶龍湖地產任工程副總經理、總經理等職。彼於二零零九年六月加入本集團，現主要負責重慶地區公司經營管理及該地區業務拓展工作。

Profile of Senior Management and Company Secretary (continued) 高級管理人員及公司秘書簡介(續)

Senior Management (continued)

Qin Lang

Qin Lang, aged 47, is a vice president of the Group and general manager of Guangzhou Company. He graduated from Zhongnan University of Economics and Law, majoring in Economic Laws. He had served as a deputy general manager and general manager in renowned companies such as 珠江投資廣州公司 and 華南城集團西安公司. He joined the Group in June 2015 and is currently responsible for the operation and management and new project development of Guangzhou Company of the Group.

Zhou Xian Jun

Zhou Xian Jun, aged 49, is an assistant to president of the Group. He obtained a Bachelor degree from Zhongnan University of Economics and Law. He had previously been worked in Guangdong Yonghua Law Firm, Global Kingway Law Firm and Guangdong Baike Law Firm. He joined the Group in December 2010, and is now mainly responsible for land development, legal risk control of the Group and investment and management of overseas projects.

Gao Xiang Dong

Gao Xiang Dong, aged 41, is an assistant to president and the chief architect of the Group. He obtained his Master degree from South China University of Technology. He has extensive experience in design management. He joined the Group in April 2012, and is now mainly responsible for the research and design for the real estate development of the Group.

高級管理人員 (續)

覃朗

覃朗，四十七歲，為本集團副總裁及廣州公司總經理。彼於中南財經政法大學經濟法本科畢業，曾於珠江投資廣州公司、華南城集團西安公司等著名公司任副總經理、總經理等職。彼於二零一五年六月加入本集團，現主要負責本集團廣州公司經營管理及新項目拓展工作。

周賢軍

周賢軍，四十九歲，為本集團總裁助理；彼於中南財經政法大學本科畢業；曾任職廣東永華律師事務所、廣東環球經緯律師事務所、廣東百科律師事務所；彼於二零一零年十二月加入本集團；現負責土地拓展、集團法務風險管控及境外項目的投資和管理工作。

高向東

高向東，四十一歲，為本集團總裁助理兼總建築師，彼於華南理工大學碩士畢業，擁有豐富的設計管理經驗。彼於二零一二年四月加入本集團，現主要負責本集團地產開發的研發設計工作。

Profile of Senior Management and Company Secretary (continued) 高級管理人員及公司秘書簡介(續)

Senior Management (continued)

Chen Zhi bin

Chen Zhi bin, aged 35, is an assistant to president of the Group and director of finance centre. He graduated from Sun Yat-sen University with a Bachelor Degree in Finance. He had served as an audit manager and general manager of finance in renowned companies such as Deloitte Touche Tohmatsu CPA Limited and Fantasia Holdings Group Co., Limited etc. He joined the Group in August 2014, and is now mainly responsible for the financial management of the Group.

Cheng Yao

Cheng Yao, aged 42, is an assistant to president of the Group. He graduated from Chongqing University with a Bachelor Degree in Business Administration. He had served as the general manager and general manager of investment in renowned companies such as Songcheng Group (宋城集團) and Wanda Cultural Tourism Group (萬達文旅集團), etc. He joined the Group in August 2016, and is now mainly responsible for the management of cultural and tourism company of the Group.

Company Secretary

Kuok Yew Lee

Kuok Yew Lee, aged 40, is the Company Secretary. She is an associate member of both The Institute of Chartered Secretaries and Administrators in the United Kingdom and The Hong Kong Institute of Chartered Secretaries ("HKICS"), and a holder of the Practitioner's Endorsement issued by HKICS. She also holds a Master of Business Administration in International Management from the University of London.

高級管理人員 (續)

陳志斌

陳志斌，三十五歲，為本集團總裁助理兼財務資金中心總監。彼於中山大學金融學本科畢業，曾於德勤華永會計師事務所、花樣年集團等著名公司任審計經理、財務總經理等職。彼於二零一四年八月加入本集團，現主要負責本集團的財務資金管理工作。

程耀

程耀，四十二歲，為本集團總裁助理。彼於重慶大學工商管理本科畢業，曾於宋城集團、萬達文旅集團等著名公司任總經理、投資總經理等職。彼於二零一六年八月加入本集團，現主要負責本集團文旅公司的經營管理工作。

公司秘書

郭尤莉

郭尤莉，四十歲，公司秘書。彼為英國特許秘書及行政人員公會及香港特許秘書公會(「香港特許秘書公會」)會員，以及持有由香港特許秘書公會頒布之執業者認可證明。彼亦擁有英國倫敦大學工商管理碩士之國際管理學位。

Land Bank

土地儲備

	Domestic Project Name	Location	Product Type	Land bank (thousand sq.m)
Guangdong Province				
1.	Guangzhou Nanguo Aoyuan	Panyu, Guangzhou	Integrated residential community	149.5
2.	Guangzhou Aoyuan	Panyu, Guangzhou	High-rise apartments, commercial properties	22.2
3.	Guangzhou Panyu Aoyuan	Panyu, Guangzhou	Integrated residential community	52.0
4.	Guangzhou Nansha Aoyuan	Nansha, Guangzhou	Integrated residential community	42.1
5.	Guangzhou Guo Ao Investment Development Centre	Nansha, Guangzhou	Hotel, commercial properties, offices and high-rise apartments	46.5
6.	Guangzhou Aoyuan Hai Jing Cheng	Nansha, Guangzhou	Commercial properties, offices and high-rise apartments	71.3
7.	Guangzhou Aoyuan Plaza	Panyu, Guangzhou	High-rise apartments, commercial properties	158.5
8.	Guangzhou Aoyuan Health Plaza	Panyu, Guangzhou	High-rise apartments, commercial properties	9.9
9.	Guangzhou Aoyuan Beyond Era	Panyu, Guangzhou	High-rise apartments, commercial properties	4.5
10.	Guangzhou Aoyuan International Center	Panyu, Guangzhou	High-rise apartments, commercial properties	248.1
11.	Guangzhou Aoyuan Spring Garden	Huangpu, Guangzhou	High-rise apartments, commercial properties	9.3
12.	Guangzhou Aoyuan City Plaza	Panyu, Guangzhou	High-rise apartments, commercial properties	47.1
13.	Guangzhou Aoyuan Kangwei Plaza	Zengcheng, Guangdong	High-rise apartments, commercial properties	293.7
14.	Guangzhou Luogang Aoyuan Plaza	Huangpu, Guangzhou	High-rise apartments, commercial properties	241.7
15.	Guangzhou Aoyuan Lianfeng State	Panyu, Guangzhou	High-rise apartments, commercial properties	280.8
16.	Guangzhou Aoyuan Glorious Mansion	Zengcheng, Guangdong	Integrated residential community	138.3
17.	Shenzhen Aoyuan Jade Bay	Pingshan New District, Shenzhen	High-rise apartments, commercial properties	217.8
18.	Zhuhai Aoyuan Plaza	Zhuhai, Guangdong	High-rise apartments, commercial properties	270.8
19.	Foshan Aoyuan The Prime Palace	Foshan, Guangdong	High-rise apartments, commercial properties	116.2
20.	Nanhai Aoyuan	Foshan, Guangdong	High-rise apartments, commercial properties	182.4
21.	Foshan Aoyuan Central Parkview	Foshan, Guangdong	High-rise apartments, commercial properties	182.1
22.	Foshan Aoyuan Peach City	Foshan, Guangdong	Integrated residential community	157.9
23.	Huizhou Aoyuan Yushan Lake	Huizhou, Guangdong	Integrated residential community, commercial properties	339.3
24.	Zhongshan Aoyuan Garden Life	Zhongshan, Guangdong	High-rise apartments, commercial properties	44.8
25.	Zhongshan Aoyuan	Zhongshan, Guangdong	Integrated residential community	45.3
26.	Zhongshan Aoyuan Jinyu	Zhongshan, Guangdong	High-rise apartments, commercial properties	91.9
27.	Jiangmen Aoyuan	Jiangmen, Guangdong	Integrated residential community	8.3
28.	Jiangmen Aoyuan Waitan	Jiangmen, Guangdong	High-rise apartments, commercial properties	113.3
29.	Meizhou Aoyuan Peninsula View	Meizhou, Guangdong	Integrated residential community	279.8
30.	Jiaoling Aoyuan Plaza	Meizhou, Guangdong	High-rise apartments, commercial properties	50.9
31.	Wuhua Aoyuan Plaza	Meizhou, Guangdong	High-rise apartments, commercial properties	127.6
32.	Meizhou Aoyuan	Meizhou, Guangdong	High-rise apartments, commercial properties	256.0
33.	Wuhua Aoyuan Park Alley	Meizhou, Guangdong	High-rise apartments, commercial properties	25.2
34.	Aoyuan Cultural Tourism City Shaoguan Lingnan Impression	Shaoguan, Guangdong	Integrated residential community	678.7
35.	Yangjiang Aoyuan Central Parkview	Yangjiang, Guangdong	Integrated residential community	313.0
36.	Fogang Aoyuan	Qingyuan, Guangdong	Low-density residential, commercial properties	383.3

Land Bank (continued)
土地儲備 (續)

境內 項目名稱	城市	類型	土地儲備 (千平方米)
廣東省			
1. 廣州南國奧園	廣州市番禺區	綜合小區	149.5
2. 廣州奧園	廣州市番禺區	高層公寓、商業	22.2
3. 廣州番禺奧園	廣州市番禺區	綜合小區	52.0
4. 廣州南沙奧園	廣州市南沙區	綜合小區	42.1
5. 廣州國奧投資發展中心	廣州市南沙區	酒店、商業、寫字樓及高層公寓	46.5
6. 廣州奧園海景城	廣州市南沙區	商業、寫字樓及高層公寓	71.3
7. 廣州奧園廣場	廣州市番禺區	高層公寓、商業	158.5
8. 廣州奧園養生廣場	廣州市番禺區	高層公寓、商業	9.9
9. 廣州奧園越時代	廣州市番禺區	高層公寓、商業	4.5
10. 廣州奧園國際中心	廣州市番禺區	高層公寓、商業	248.1
11. 廣州奧園春曉	廣州市黃埔區	高層公寓、商業	9.3
12. 廣州奧園城市天地	廣州市番禺區	高層公寓、商業	47.1
13. 廣州奧園康威廣場	廣東省增城區	高層公寓、商業	293.7
14. 廣州蘿崗奧園廣場	廣州市黃埔區	高層公寓、商業	241.7
15. 廣州奧園蓮峰聖境	廣州市番禺區	高層公寓、商業	280.8
16. 廣州奧園譽峰	廣州市增城區	綜合小區	138.3
17. 深圳奧園翡翠東灣	深圳市坪山新區	高層公寓、商業	217.8
18. 珠海奧園廣場	廣東省珠海市	高層公寓、商業	270.8
19. 佛山奧園1號	廣東省佛山市	高層公寓、商業	116.2
20. 南海奧園	廣東省佛山市	高層公寓、商業	182.4
21. 佛山奧園公園一號	廣東省佛山市	高層公寓、商業	182.1
22. 佛山奧園觀湖尚居	廣東省佛山市	綜合小區	157.9
23. 惠州奧園譽山湖	廣東省惠州市	綜合小區、商業	339.3
24. 中山奧園香檳花園	廣東省中山市	高層公寓、商業	44.8
25. 中山奧園	廣東省中山市	綜合小區	45.3
26. 中山奧園金域	廣東省中山市	高層公寓、商業	91.9
27. 江門奧園	廣東省江門市	綜合小區	8.3
28. 江門奧園外灘	廣東省江門市	高層公寓、商業	113.3
29. 梅州奧園半島一號	廣東省梅州市	綜合小區	279.8
30. 蕉嶺奧園廣場	廣東省梅州市	高層公寓、商業	50.9
31. 五華奧園廣場	廣東省梅州市	高層公寓、商業	127.6
32. 梅州奧園梅江天韻	廣東省梅州市	高層公寓、商業	256.0
33. 五華奧園公園里	廣東省梅州市	高層公寓、商業	25.2
34. 奧園文化旅遊城韶關印象嶺南	廣東省韶關市	綜合社區	678.7
35. 陽江奧園公園一號	廣東省陽江市	綜合小區	313.0
36. 佛岡奧園	廣東省清遠市	低密度住宅、商業	383.3

Land Bank (continued)

土地儲備(續)

	Domestic Project Name	Location	Product Type	Land bank (thousand sq.m)
37.	Qingyuan Aoyuan	Qingyuan, Guangdong	Low-density residential, commercial properties	101.9
38.	Xinhua Town, Yingde Aoyuan International Resort	Qingyuan, Guangdong	Integrated residential community	756.5
39.	Yunfu Aoyuan City Plaza	Yunfu, Guangdong	Integrated residential community	255.3
Chongqing				
40.	Chongqing Aoyuan City of Health	Chongqing	High-rise apartments, commercial properties	57.6
41.	Chongqing Aoyuan Jinyu	Chongqing	High-rise apartments, commercial properties	1.2
42.	Chongqing Aoyuan The Metropolis	Chongqing	High-rise apartments, commercial properties	17.9
43.	Chongqing Aoyuan Shuiyunjian	Chongqing	High-rise apartments, commercial properties	40.9
44.	Chongqing Aoyuan City Plaza	Chongqing	High-rise apartments, commercial properties	167.0
45.	Chongqing Aoyuan Beyond Era	Chongqing	High-rise apartments, commercial properties	369.2
46.	Chongqing Aoyuan Panlong Yihao	Chongqing	High-rise apartments, commercial properties	354.7
Hunan Province				
47.	Liuyang Aoyuan Plaza	Changsha, Hunan	High-rise apartments, commercial properties	148.9
48.	Zhuzhou Aoyuan Edinburgh	Zhuzhou, Hunan	Integrated residential community	12.7
49.	Zhuzhou Aoyuan Shennong Health City	Zhuzhou, Hunan	Integrated residential community, commercial properties	306.5
50.	Zhuzhou Aoyuan Plaza	Zhuzhou, Hunan	Integrated residential community, commercial properties	378.3
Jiangxi Province				
51.	Jiangxi Aoyuan	Ganzhou, Jiangxi	Integrated residential community	216.6
52.	Ningdu Aoyuan Plaza	Ganzhou, Jiangxi	High-rise apartments, commercial properties	125.9
Liaoning Province				
53.	Shenyang Aoyuan The Metropolis	Shenyang, Liaoning	Integrated residential community	1,007.2
54.	Shenyang Aoyuan Convention Plaza	Shenyang, Liaoning	Integrated residential community	563.5
Guangxi Province				
55.	Nanning Aoyuan Shangzhu	Nanning, Guangxi	Integrated residential community	74.3
56.	Nanning Aoyuan MingMen	Nanning, Guangxi	Integrated residential community	142.9
57.	Nanning Aoyuan Langting	Nanning, Guangxi	Integrated residential community	67.1
58.	Nanning Aoyuan Hande Xuefu	Nanning, Guangxi	High-rise apartments, commercial properties	207.4
59.	Nanning Aoyuan Yonghe Mansion	Nanning, Guangxi	High-rise apartments, commercial properties	127.6
60.	Nanning Aoyuan Yuanzhu	Nanning, Guangxi	High-rise apartments, commercial properties	153.9
61.	Yulin Aoyuan	Yulin, Guangxi	Integrated residential community	396.7
62.	Yulin Aoyuan City of Health	Yulin, Guangxi	Integrated residential community	647.5
63.	Yulin Aoyuan Plaza	Yulin, Guangxi	High-rise apartments, commercial properties	404.4
Jiangsu Province				
64.	Kunshan Aoyuan	Suzhou, Jiangsu	High-rise apartments, commercial properties	77.3
65.	Yangzhou Aoyuan Dream House	Yangzhou, Jiangsu	Low-rise residential	36.5
Zhejiang Province				
66.	Jiaxing Aoyuan Gold Coast	Jiaxing, Zhejiang	High-rise apartments, commercial properties	202.3
67.	Ningbo Aoyuan Project	Ningbo, Zhejiang	High-rise apartments, commercial properties	240.5

Land Bank (continued)
土地儲備 (續)

境內 項目名稱	城市	類型	土地儲備 (千平方米)
37. 清遠奧園	廣東省清遠市	低密度住宅、商業	101.9
38. 奧園(英德)心花小鎮	廣東省清遠市	綜合社區	756.5
39. 雲浮奧園城市天地	廣東省雲浮市	綜合社區	255.3
重慶市			
40. 重慶奧園康城	重慶市	高層公寓、商業	57.6
41. 重慶奧園金城	重慶市	高層公寓、商業	1.2
42. 重慶奧園國際城	重慶市	高層公寓、商業	17.9
43. 重慶奧園水雲間	重慶市	高層公寓、商業	40.9
44. 重慶奧園城市天地	重慶市	高層公寓、商業	167.0
45. 重慶奧園越時代	重慶市	高層公寓、商業	369.2
46. 重慶奧園盤龍壹號	重慶市	高層公寓、商業	354.7
湖南省			
47. 瀏陽奧園廣場	湖南省長沙市	高層公寓、商業	148.9
48. 株洲奧園愛丁堡	湖南省株洲市	綜合小區	12.7
49. 株洲奧園神農養生城	湖南省株洲市	綜合小區、商業	306.5
50. 株洲奧園廣場	湖南省株洲市	綜合小區、商業	378.3
江西省			
51. 江西奧園	江西省贛州市	綜合小區	216.6
52. 寧都奧園廣場	江西省贛州市	高層公寓、商業	125.9
遼寧省			
53. 瀋陽奧園國際城	遼寧省瀋陽市	綜合小區	1,007.2
54. 瀋陽奧園會展廣場	遼寧省瀋陽市	綜合小區	563.5
廣西省			
55. 南寧奧園上築	廣西省南寧市	綜合小區	74.3
56. 南寧奧園名門	廣西省南寧市	綜合小區	142.9
57. 南寧奧園朗庭	廣西省南寧市	綜合小區	67.1
58. 南寧奧園瀚德學府	廣西省南寧市	高層公寓、商業	207.4
59. 南寧奧園永和府	廣西省南寧市	高層公寓、商業	127.6
60. 南寧奧園園著	廣西省南寧市	高層公寓、商業	153.9
61. 玉林奧園	廣西省玉林市	綜合小區	396.7
62. 玉林奧園康城	廣西省玉林市	綜合小區	647.5
63. 玉林奧園廣場	廣西省玉林市	高層公寓、商業	404.4
江蘇省			
64. 昆山奧園	江蘇省蘇州市	高層公寓、商業	77.3
65. 揚州奧園觀庭	江蘇省揚州市	低密度住宅	36.5
浙江省			
66. 嘉興奧園黃金海岸	浙江省嘉興市	高層公寓、商業	202.3
67. 寧波奧園項目	浙江省寧波市	高層公寓、商業	240.5

Land Bank (continued)

土地儲備(續)

	Domestic Project Name	Location	Product Type	Land bank (thousand sq.m)
	Anhui Province			
68.	Bengbu Aoyuan Washington Park	Bengbu, Anhui	High-rise apartments, commercial properties	190.7
69.	Bengbu Aoyuan Ginza	Bengbu, Anhui	High-rise apartments, commercial properties	477.3
	Sichuan Province			
70.	Chengdu Chenghua Aoyuan Plaza	Chengdu, Sichuan	High-rise apartments, commercial properties	578.1

	Overseas Project Name	Location	Product Type	Land bank (thousand sq.m)
	Australia			
71.	One30 Hyde Park Sydney	Sydney, Australia	High-rise apartments	15.0
72.	Maison 188 Maroubra Sydney	Sydney, Australia	Mid and high-rise apartments	5.8
73.	Mirabell Turramurra Sydney	Sydney, Australia	Mid and high-rise apartments	6.7
74.	Altessa 888 Gordon Sydney	Sydney, Australia	Mid and high-rise apartments	12.8

Land Bank (continued)
土地儲備(續)

境內			土地儲備 (千平方米)
項目名稱	城市	類型	
安徽省			
68. 蚌埠奧園華府	安徽省蚌埠市	高層公寓、商業	190.7
69. 蚌埠奧園銀座	安徽省蚌埠市	高層公寓、商業	477.3
四川省			
70. 成都成華奧園廣場	四川省成都市	高層公寓、商業	578.1
境外			土地儲備 (千平方米)
項目名稱	城市	類型	
澳洲			
71. 悉尼海德公園 130 號	澳洲悉尼	高層公寓	15.0
72. 悉尼馬魯布拉 188 號	澳洲悉尼	中高層公寓	5.8
73. 悉尼圖拉馬拉	澳洲悉尼	中高層公寓	6.7
74. 悉尼歌頓 888 號	澳洲悉尼	中高層公寓	12.8

Major Projects 重點項目



Major Projects: 重點項目：

Guangzhou Aoyuan International Center	53
廣州奧園國際中心	
Guangzhou Luogang Aoyuan Plaza	54
廣州蘿崗奧園廣場	
One30 Hyde Park Sydney	55
悉尼海德公園130號	
Altessa 888 Gordon Sydney	56
悉尼歌頓888號	
Zhuhai Aoyuan Plaza	57
珠海奧園廣場	
Foshan Aoyuan The Prime Palace	58
佛山奧園1號	
Foshan Aoyuan Central Parkview	59
佛山奧園公園一號	
Chengdu Chenghua Aoyuan Plaza	60
成都成華奧園廣場	
Chongqing Aoyuan Panlong Yihao	61
重慶奧園盤龍壹號	
Jiaxing Aoyuan Gold Coast	62
嘉興奧園黃金海岸	
Bengbu Aoyuan Washington Park	63
蚌埠奧園華府	

GUANGZHOU AOYUAN INTERNATIONAL CENTER

廣州奧園國際中心



GUANGZHOU AOYUAN INTERNATIONAL CENTER

Guangzhou Aoyuan International Center is located at the heart of Wanbo CBD, Guangzhou. Wanbo is a key integrated CBD designated by the government, which will become the core region attracting people with high income in Zhujiang New Town, Panyu, Nansha and surrounding regions.

The project has a GFA of approximately 250,000 sq.m., consisting of grade A offices, boutique apartments, star-rated hotels, and a themed commercial street, etc. The project boasts convenient transportation. It takes only around 10 minutes by newly built Metro Line #7 to the city centre of Guangzhou.

廣州奧園國際中心

廣州奧園國際中心位於廣州萬博中央商務區最核心地段。萬博是政府重點打造的綜合中央商務區，將成為握手珠江新城，輻射番禺、南沙及周邊高消費人口的核心區域。

項目總建築面積約25萬平方米，涵蓋甲級寫字樓、精品公寓、星級酒店、特色商業街等多種業態。項目所在區域交通便捷，新建的地鐵7號線貫穿其中，僅約10分鐘可達廣州市中心。

Guangzhou Luogang Aoyuan Plaza 廣州蘿崗奧園廣場



GUANGZHOU LUOGANG AOYUAN PLAZA

Located at the junction of Kaichuang Road and Kailuo Road in Huangpu district, Guangzhou, Luogang Aoyuan Plaza is close to the Huangpu municipality, Guangzhou International Sports Arena, and well-known schools such as Yulan Secondary School and Xiangxue Primary School. It is the administrative, economic, cultural and business hub of new Huangpu.

With GFA of approximately 330,000 sq.m., the project comprises a large shopping centre, a themed shopping street, grade A offices, apartments, etc.. It is the only property above the Xiangxue Station of Metro Line #6, with two metro exits connecting to the themed shopping street and the grade A office building. It takes 10 minutes from the project to Huangpu, and 20 minutes to Tianhe District, Guangzhou and Guangzhou Baiyun International Airport.

廣州蘿崗奧園廣場

廣州蘿崗奧園廣場位於廣州黃埔區開創大道與開蘿大道交匯處，臨近區政府、廣州國際體育演藝中心、省級重點中學玉蘭中學及香雪小學等，是新黃埔區的行政、經濟、文化及商業中心。

項目總建築面積約33萬平方米，涵蓋大型購物中心、主題商業街區、甲級寫字樓、住宅等多種業態。項目為地鐵6號線「香雪站」唯一上蓋物業，兩個地鐵出口直通項目主題商業街和甲級寫字樓，交通便捷，10分鐘可達黃埔，20分鐘直達天河區及廣州白雲國際機場。

One30 Hyde Park Sydney 悉尼海德公園 130 號



ONE30 HYDE PARK SYDNEY

One30 Hyde Park Sydney is the first overseas project Aoyuan has developed under the strategy of parallel development in domestic and overseas markets. It is well-located in the heart of the Sydney CBD, and at the junction of Liverpool Street and Elizabeth Street. The design is a 38-storey building with approximately 140 luxury residential apartments.

One30 Hyde Park Sydney looks north over nearly 200,000 sq.m. green area of Hyde Park to the Opera House and Sydney Harbour, enjoying a stunning 280-degree view. It is in close proximity to the Sydney Tower, the landmark, the Chinatown, the major tourist destination, Australian Museum, the oldest museum in Australia, and Royal Botanic Gardens. Furthermore, the project enjoys mature facilities on its peripheral area, with the heritage listed Museum Station directly connected to the project.

悉尼海德公園130號

悉尼海德公園 130 號是奧園推行境內境外同步發展的首個海外項目。項目位置絕佳，處於澳洲悉尼中央商務區核心利物浦街與伊莉莎白街連接處，規劃高度 38 層，合共約 140 套高端住宅公寓。

悉尼海德公園 130 號北臨悉尼市中心海德公園，享 280 度無敵景色，近可俯瞰海德公園近 20 萬平方米綠色空間，遠可眺望悉尼歌劇院及悉尼灣；毗鄰悉尼地標建築悉尼塔、著名旅遊購物景點唐人街、澳洲歷史最悠久的澳洲博物館以及皇家植物園等，博物館站地鐵出口直接連通項目，周邊配套成熟。

Altessa 888 Gordon Sydney 悉尼歌頓 888 號



ALTESSA 888 GORDON SYDNEY

Altessa 888 Gordon Sydney is well located in the heart of northern shore area of Sydney, Australia with a GFA of approximately 13,000 sq.m.. The project, including three elegant premises and an aggregate of 144 boutique residential apartments, was designed by Nettleton Tribe, a famous Australian architect.

Boasting convenient transportation, Altessa 888 Gordon Sydney is only 5-minute walk from the nearby railway station, and only 30-minute drive from downtown of Sydney. The northern shore area of Sydney is a local high-end residential area with lovely and comfortable living environment. The project is also close to various elite schools, such as Pymble Ladies College, Gordon East Public School and Knox Grammar School. It only takes 15-minute drive from the project to internationally renowned universities, namely Macquarie University and University of Technology Sydney Lindfield Campus.

悉尼歌頓888號

悉尼歌頓888號項目位於澳洲悉尼北岸區核心地段，總建築面積約1.3萬平方米。項目由澳洲知名建築設計師Nettleton Tribe精心設計，包括三棟錯落有致的樓宇，合共提供144套精品住宅公寓。

悉尼歌頓888號交通便利，步行僅5分鐘即可至附近的火車站，距悉尼市中心也僅30分鐘車程。所在的悉尼北岸區是當地的一個高尚住宅區，環境優美，生活舒適。項目周邊彙集眾多名校，如平布爾女子學院、歌頓東公立學校及諾克斯私立學校等，距國際知名學府麥格理大學及悉尼科技大學林菲爾德校區僅15分鐘車程。

Zhuhai Aoyuan Plaza 珠海奧園廣場



ZHUHAI AOYUAN PLAZA

Zhuhai Aoyuan Plaza is well situated in Xiangzhou district, the new administrative center of Zhuhai, Guangdong. The project has quick access to Hong Kong, Macau, Shenzhen, Guangzhou, Zhongshan and Foshan within an hour.

With GFA of approximately 270,000 sq.m., the project is an international urban complex comprising a large shopping mall, a themed shopping street, grade A office buildings, boutique apartments and a star-rated hotel, etc.. The project is in close proximity to a number of government facilities such as the Xiangzhou municipality and the intermediate court. In addition, it is surrounded by three famous attractions with beautiful views, namely the Meixi Scenic Area, Agricultural Science Wonder and Putuo Temple. Enjoying quality education resources, it is also close to elite schools such as Zhuhai No. 1 Secondary School, Zhuhai No. 15 Primary School, Beijing Normal University, Zhuhai.

The project has been awarded successively as "China's Exemplary Pilot Residential Project" by the Zhuhai Municipal People's Government Office, "Project with Most Investment Value in Guangdong, Hong Kong, Macau by China (Macau) Financial Entities" and "Urban Renovation Contribution Award for 2016 by MallChina".

珠海奧園廣場

珠海奧園廣場位於廣東珠海市新行政中心香洲區，地理位置優越，一小時內可通達香港、澳門、深圳、廣州、中山、佛山等地。

項目總建築面積約27萬平方米，是集大型購物中心、主題商業步行街、高端寫字樓、精品公寓、星級酒店等業態為一體的國際時尚綜合體。項目緊鄰香洲區政府、中級法院等政府機構，為梅溪風景區、農科奇觀、普陀寺三大旅遊景點環繞，環境優美；周邊名校匯聚，包括市第一中學、市第十五小學、北京師範大學珠海分校等，享有優質教學資源。

珠海奧園廣場先後榮獲珠海市人民政府辦公室頒發的「中國人居環境範例優秀試點項目(優秀人居樓盤)」、「中國(澳門)財經風雲榜粵港澳最具投資價值樓盤」、「中購聯2016年度城市更新貢獻獎」等。

Foshan Aoyuan The Prime Palace

佛山奧園一號



FOSHAN AOYUAN THE PRIME PALACE

Foshan Aoyuan the Prime Palace is well located in Guangdong Financial Hi Tech Service Zone in Foshan, Guangdong, benefiting from urban integration between Guangzhou and Foshan. With a GFA of approximately 120,000 sq.m., the project consists of boutique apartments ranging from 97 to 146 sq.m.. The sports and health-themed apartments integrate intelligent home service, which is a perfect blend of urban health and internationalized quality.

The project is in close proximity to the Financial Hi-Tech Zone station of Foshan Metro Line no. 1, which connects to the Guangzhou Metro. It is only a 20-minute drive from the project to Guangzhou Railway South Station, the largest railway hub in South China, a 40-minute drive to Guangzhou Baiyun International Airport, and a 35-minute drive to central areas of Guangzhou, including Zhujiang New Town and North Tianhe. The project is close to Qiandeng Lake Park, the landmark of Nanhai District, and possesses extensive auxiliary facilities, including well-known schools, large scale shopping centres, and five-star hotels, etc.

佛山奧園一號

佛山奧園一號位於廣東佛山廣東金融高新技術服務區內，位處廣州與佛山交界的核心地段，享有廣佛同城優勢，地理位置優越。項目總建築面積約12萬平方米，產品規劃97-146^m精品公寓，以運動健康為主題、融入了智能化居家服務，實現生態環境、城市肌能與國際化品質的完美交融。

項目鄰近佛山地鐵1號線金融高新區站，與廣州地鐵無縫連接，距華南最大鐵路交通樞紐廣州南站及廣州新白雲國際機場分別只需20分鐘和40分鐘車程，可於35分鐘到達珠江新城及天河北等廣州中心區域，交通便捷。項目緊鄰南海區地標景觀一千燈湖公園，周邊有省級重點學校、大型購物中心及五星級酒店等，配套成熟。

Foshan Aoyuan Central Parkview 佛山奧園公園一號



FOSHAN AOYUAN CENTRAL PARKVIEW

Foshan Aoyuan Central Parkview is located in Nanhai district of Foshan, Guangdong. Spreading along the side of Xiaode Lake with three large parks surrounded, the project boasts to be an “urban oasis” and a “natural oxygen bar”. It is a rare high quality lakeside community in Nanhai district and even in Foshan and Guangzhou.

With GFA of approximately 290,000 sq.m., the project consists of high quality residences and a lakeside commercial street. It has convenient access to the Luocun Station and Foshan West Station of Guangzhou-Foshan Metro Line #3 and the Foshan Shadi Airport. The district has rich cultural, medical and educational resources.

With its unique landscape and ingenious design, Foshan Aoyuan Central Parkview was awarded as the “Best Residential Project” and the “Best Livable Project for 2016”.

佛山奧園公園一號

佛山奧園公園一號位於廣東佛山南海區，以孝德湖為中心湖區，被三大公園所環繞，形成「城市綠洲」、「天然氧吧」，是南海乃至廣佛地區罕見的高品質湖畔精品社區。

項目總建築面積約29萬平方米，涵蓋高品質住宅及湖畔風情商業街；毗鄰廣佛地鐵3號線羅村站、佛山西站和佛山沙堤機場，交通便捷。區內文化、醫療、教育等資源豐富。

佛山奧園公園一號憑藉其得天獨厚的景觀資源和匠心獨運的設計，榮獲「最佳人居樓盤」及「2016年度最佳宜居樓盤」等多項殊榮。

Chengdu Chenghua Aoyuan Plaza 成都成華奧園廣場



CHENGDU CHENGHUA AOYUAN PLAZA

Chengdu Chenghua Aoyuan Plaza is located at inner East Central, Chenghua District, Chengdu, a property above metro station. It has a full range of ancillary facilities in transportation, education and community.

With a GFA of approximately 640,000 sq.m., the project comprises urban luxury residence, large leisure commercial street, high-end offices and boutique hotels, etc.. It is surrounded by a river and three parks, offering a charming natural landscape in Chengdu.

The project is Aoyuan's first project in Chengdu. Since its launch in 2016, it won various awards, such as "Project with Most Investment Value in Commercial Property for 2016 in West China", and "2016 Consumer Favorable Project List in Chengdu".

成都成華奧園廣場

成都成華奧園廣場位於四川省成都市成華區東中環內側，為地鐵上蓋物業，交通、教育、社區等生活配套完善。

項目總建築面積約64萬平方米，涵蓋了都市華宅、大型休閒商業街區、高檔寫字樓及精品酒店等。周邊被1河3公園環繞，為成都市內罕見擁有優越自然景觀的項目。

項目為奧園在成都的首個作品，自2016年推出以來獲得了眾多獎項，包括「2016年中國西部商業地產最具投資價值項目」及「2016年度成都樓市總評榜之消費者喜愛樓盤」。

Chongqing Aoyuan Panlong Yihao

重慶奧園盤龍壹號



CHONGQING AOYUAN PANLONG YIHAO

Chongqing Aoyuan Panlong Yihao is located in Panlong New Town, Jiulongpo District, Chongqing, which is a well-developed residential, business and commercial area. With GFA of approximately 460,000 sq.m., the project will become a new center of Jiulongpo District which integrates residential apartments, a shopping mall, a themed shopping street, boutique hotels and grade A offices.

Enjoying convenient transportation networks, the project has quick access to Lines #2 and #5 of the light rail, the city ring expressway and about 70 bus routes. It takes 10 minutes to the business district of Nanping and 20 minutes to Jiefangbei CBD. In addition, the project is also adjacent to a full range of ancillary facilities including schools, healthcare institutions and parks.

重慶奧園盤龍壹號

重慶奧園盤龍壹號位於重慶九龍坡區盤龍新城，所在區域是成熟的居住、商務和商貿版塊。項目總建築面積約46萬平方米，將打造成集住宅、購物商場、情景街區、精品酒店、甲級寫字樓於一體的九龍坡區新中心。

項目享有成熟立體交通網絡，輕軌2號線及5號線皆貫穿其中，鄰近環城高速，涵蓋約70條公交線路，10分鐘可到達南坪商圈，20分鐘可到達解放碑商業中心區。周邊享有教育、醫療、公園等完善的配套設施。

Jiaxing Aoyuan Gold Coast

嘉興奧園黃金海岸



JIAXING AOYUAN GOLD COAST

Jiaxing Aoyuan Gold Coast is located in the eastern segment of the Jiaxing, Zhejiang which is a key developing area designated by the government. The project has quick access to main roads, including Chengdong Road and Zhonghuan East Road. The project enjoys convenient transportation, it is also adjacent to the Jiaxing Railway Station and High-speed Rail station, residents can reach Shanghai, Hangzhou, Suzhou and Ningbo etc. within an hour.

The project has a GFA of approximately 200,000 sq.m., consisting of high-rise apartments and a commercial street. It boasts an alluring natural setting which commands a 1.6 km waterfront along the Changxian River. The project is in close proximity to an extensive range of educational and living facilities. The prestigious Tanghui Experiential School is within walking distance, and there are a community medical service center and a series of community commercial services within the project.

The project offers a modern French style landscape and a wide variety of sports facilities, such as basketball courts, tennis courts, playground, and recreational areas for senior citizens, every of which embodies Aoyuan's brand philosophy of "Building a Healthy Lifestyle".

嘉興奧園黃金海岸

嘉興奧園黃金海岸位於浙江嘉興市政府重點打造的城東板塊，南臨嘉興北部主幹道城東路，西側為中環東路，毗鄰嘉興火車站及高鐵站，可於一個小時內通達上海、杭州、蘇州、寧波等地，地理位置優越，交通便捷。

項目總建築面積約20萬平方米，產品涵蓋高層住宅公寓及風情商業街。項目臨近長纖塘古運河，享有1.6公里水岸，風景宜人。周邊設有百年名校塘匯實驗學校、社區醫療服務中心及商業小區，教育生活配套完善。

項目採用現代法式風格，在園林中穿插各類運動設施，如籃球場、網球場、兒童遊玩區、老年人活動區等，體現奧園「構築健康生活」的品牌理念。

Bengbu Aoyuan Washington Park

蚌埠奧園華府



BENGBU AOYUAN WASHINGTON PARK

Bengbu Aoyuan Washington Park is situated at the side of Longzi Lake, a national 4A scenic area in Bengbu, Anhui, commanding the stunning scenery. With GFA of approximately 330,000 sq.m., the project consists of low density residences, lake-side apartments and a themed shopping street.

Aiming to create an ecological habitat environment, the project features a fusion of the Mediterranean royal style and the charming view of Longzi Lake. It is close to the civil square, elite schools, star-rated hotels, recreational and business centers, grade A offices and high-end clubs, enjoying rich auxiliaries.

The project was awarded as “the Most Influential Project Brand in Bengbu” and “the Most Popular High-end Project in Bengbu”.

蚌埠奧園華府

蚌埠奧園華府位於安徽蚌埠市國家級4A景區龍子湖畔，盡攬湖山景致。總建築面積約33萬平方米，涵蓋別墅、臨湖美宅和風情商業街。

秉承國際生態人居理念，蚌埠奧園華府將地中海皇家建築風格與龍子湖的旖旎風光融為一體。項目周邊設施完善，臨近市民廣場、市級名校、星級酒店、休閒商業中心、甲級寫字樓、高端會所等。

項目先後榮獲蚌埠「最具影響力品牌房企獎」以及「最具人氣高端物業獎」。

Investor Relations

投資者關係



The Group has always attached importance to and maintained a long-term stable relationship with shareholders and investors. The Group timely disseminated true and accurate information about the Group to investors through a variety of channels, strived to maintain a smooth and effective mutual communication with investors, with a view to enhance the investors' understanding and recognition of the Group's business development, so as to consolidate and expand the investor base, which will help the Group to diversify its financing channels, reduce its borrowing costs and optimize its debt structure.

During the year under review, the Group actively communicated with investors, organized and participated in an aggregate of 283 investor relations activities, including results announcement presentation, management meetings, roadshows and investor conferences held in places such as Hong Kong, Shanghai, Beijing, Singapore, London and Sydney as well as project site visit. The Group met with more than 800 representatives from various investment institutions with a view to enhance investor's awareness of the Group's latest development in business performance, operating conditions and development strategies, etc.

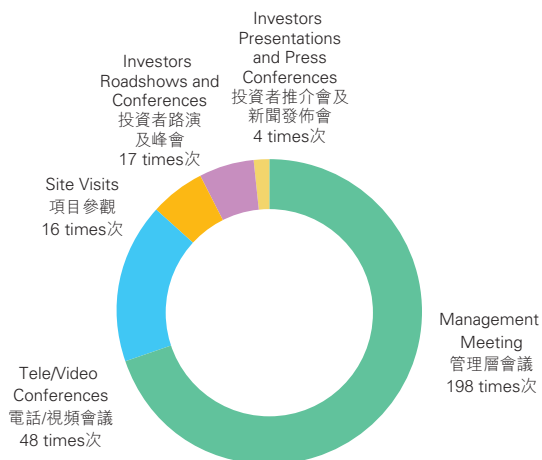
The Group regularly disseminated the latest information through announcements, press releases, monthly newsletter and corporate website in a proactive and timely manner.

本集團一貫重視並保持與股東及投資者的長期穩定關係，適時通過多種渠道真實準確地向投資者傳遞本集團資訊，力求與投資者保持暢通有效的雙向溝通，加深對本集團業務及發展的認識及認同，從而鞏固並擴大投資者基礎，有利於本集團拓寬融資渠道，降低借貸成本，優化債務結構。

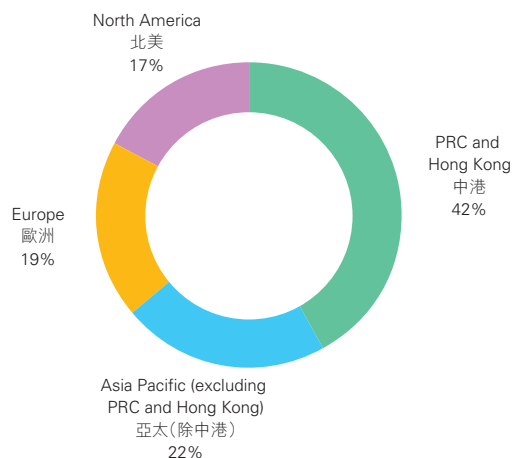
回顧年內，本集團積極開拓與投資者交流的渠道，共組織及參加各項投資者關係活動283次，包括業績發布推介會、管理層會議、於香港、上海、北京、新加坡、倫敦及悉尼等地舉行的投資者路演及投資者峰會、項目參觀等，與逾800名來自不同投資機構的代表會面，務求令投資者及時瞭解本集團經營業績、營運狀況、發展策略等方面的最新進展。

本集團亦會定期發放公告、新聞稿及月度通訊，定期更新公司網站資訊，主動、及時地對外傳遞本集團最新情況。

Investor relations activities in 2016
2016年投資者關係活動情況



Investment institutions by region
投資機構按地區分類



Note: Asia Pacific (excluding PRC and Hong Kong) includes Singapore, Taiwan, Japan, Malaysia and Australia; North America includes United States and Canada
註：亞太(除中港)包括新加坡、臺灣、日本、馬來西亞及澳洲；北美包括美國及加拿大

The Group is committed to maintain professional and effective investor relations management. We will continue to optimize investor relations operations, and maintain mutual communications with investors to effectively enhance the investors' understanding of the Group. Meanwhile, we will uphold an open and frank attitude to listen to the views from the capital market and maintain the Group's high transparency, fostering the sustainable development of the Group.

本集團致力於維持專業高效的投資者關係管理，將持續優化投資者關係工作，保持與投資者的雙向溝通，有效促進投資者對本集團的瞭解，並秉持開放坦誠的態度，聆聽資本市場的意見，保持本集團的高透明度，促進本集團的可持續發展。





Corporate Governance Report

企業管治報告

The board of directors (the “Board” or the “Directors”) of China Aoyuan Property Group Limited (the “Company”) and its subsidiaries (collectively, the “Group”) recognizes the importance of maintaining a high standard of corporate governance to protect and enhance the benefits of shareholders. The Board and Senior Management of the Company recognized their responsibility to maintain the interest of the shareholders and to enhance their value. The Board also believes a deliberate policy of corporate governance can facilitate a company in rapid growth under a healthy governance structure and strengthen the confidence of shareholders and investors.

Corporate Governance Practices

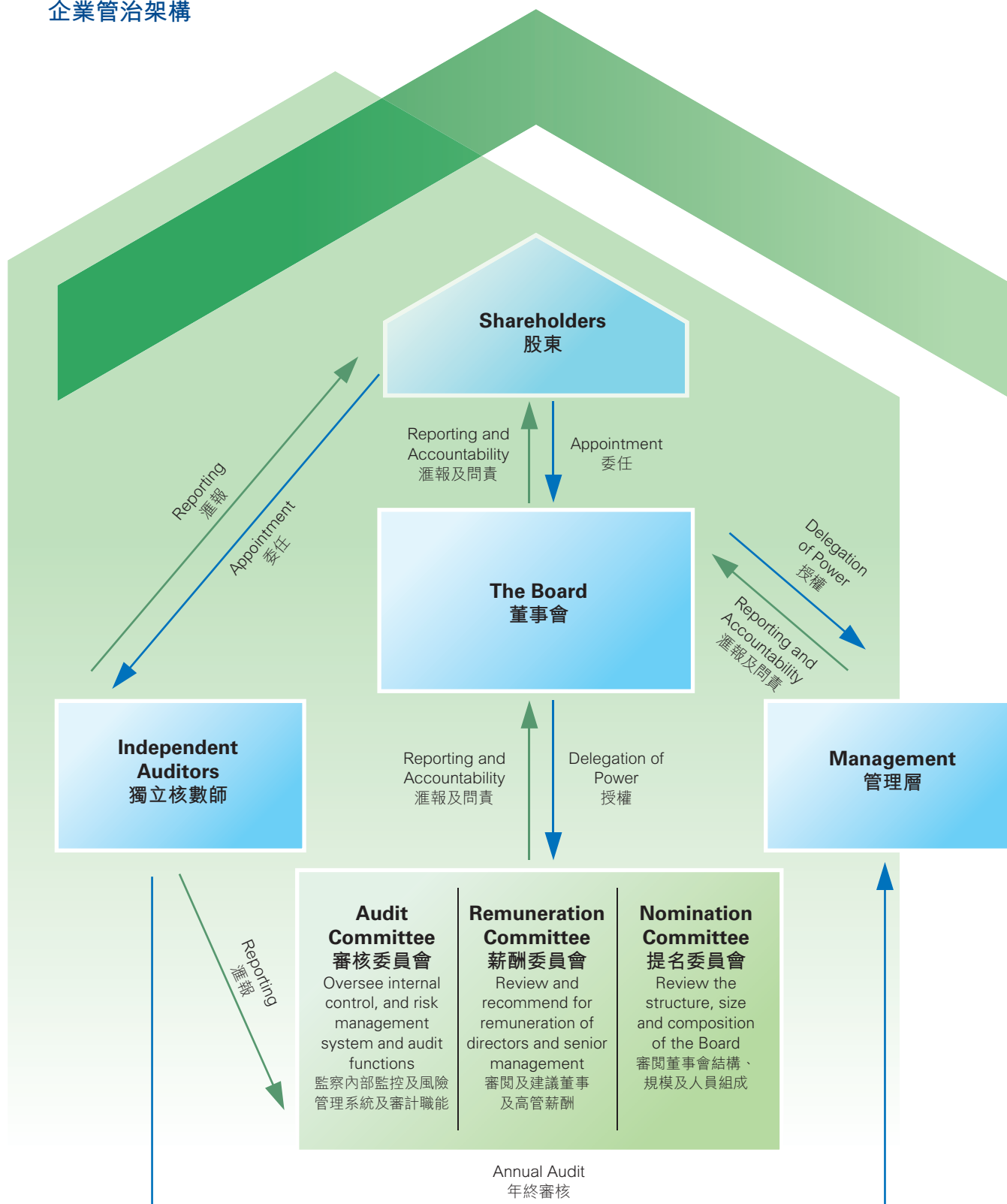
The Board periodically reviews the corporate governance practices of the Company to ensure that the practices continue to meet the requirements of the Corporate Governance Code (the “CG Code”) set out in Appendix 14 to the Rules Governing the Listing of Securities on The Stock Exchange of Hong Kong Limited (the “Listing Rules”). The Company has applied the principles of the CG Code. For the year ended 31 December 2016, the Company has complied with the provisions of the CG Code.

中國奧園地產集團股份有限公司(「本公司」)及其附屬公司(統稱「本集團」)董事會(「董事會」或「董事」)深知維持高水平企業管治對於保障及提升股東利益甚為重要。本公司董事會及高級管理人員明白，其有責任維持股東利益及提升股東價值。董事會亦認為，謹慎的企業管治政策可促成公司在穩健的管治架構下迅速發展，並能增強股東及投資者的信心。

企業管治常規

為確保本公司企業管治常規持續符合香港聯合交易所有限公司證券上市規則(「上市規則」)附錄14所載的企業管治守則(「企業管治守則」)，董事會定期審查該等常規。本公司已應用企業管治守則之原則。截至二零一六年十二月三十一日止年度，本公司已遵守企業管治守則條文。

Corporate Governance Structure
企業管治架構



Directors' Securities Transactions

The Company has adopted the Model Code for Securities Transactions by Directors of Listed Issuers (the "Model Code") as set out in Appendix 10 to the Listing Rules. Upon specific enquiry by the Company, all Directors have confirmed that they have complied with the required standards as set out in the Model Code throughout the year ended 31 December 2016.

Board of Directors

The board of the Company currently comprises four executive Directors, one non-executive Director and three independent non-executive Directors, providing leadership and guiding the management. Independent non-executive Directors represent one-third of the Board. The Company fully complied with the requirements in relation to independent non-executive directors set out in Rule 3.10 of Listing Rules. The biographical details of each Directors are set out on pages 33 to 41. Our Board possesses a balance of skills and experience appropriate for the requirements of the Company's business. The Directors of the Company possess management, finance and accounting professional qualifications with extensive experience in diversified business.

The Board members up to the date of the annual report were:

Executive Directors

Mr. Guo Zi Wen (*chairman*)
Mr. Guo Zi Ning (*vice chairman and chief executive officer*)
Ms. Zhong Ping (*chief financial officer*)
Mr. Ma Jun (*chief operating officer*)

Non-executive Director

Mr. Yang Zhong

Independent Non-executive Directors

Mr. Tsui King Fai
Mr. Cheung Kwok Keung
Mr. Hu Jiang

董事證券交易

本公司已採納上市規則附錄十所載上市發行人董事進行證券交易之標準守則(「標準守則」)。本公司已作出查詢，而所有董事均已確認，彼等於截至二零一六年十二月三十一日止年度內一直遵守標準守則所載規定準則。

董事會

本公司董事會現包括四名執行董事、一名非執行董事及三名獨立非執行董事，領導及指引管理層。獨立非執行董事佔董事會三分之一。本公司完全遵守上市規則第3.10條所載與獨立非執行董事有關的規定。各董事的履歷詳情載於第33至41頁。本公司董事會在技能及經驗方面保持人員構成的均衡，且對於本公司業務需要而言屬適當。本公司董事構成多元化，結合管理、金融及會計專業資格，豐富經驗。

截至年報日期之董事會成員為：

執行董事

郭梓文先生(主席)
郭梓寧先生(副主席兼行政總裁)
鍾平女士(首席財務官)
馬軍先生(營運總裁)

非執行董事

楊忠先生

獨立非執行董事

徐景輝先生
張國強先生
胡江先生

Corporate Governance Report (continued) 企業管治報告(續)

The Board is scheduled to meet at least four times a year to determine overall strategic direction and objectives, approve interim and annual results, and discuss other significant matters on the businesses and operations of the Group. During the year ended 31 December 2016, a total of 7 Board meetings were held. Details of the Directors' attendance at the Board meetings are set out under "Directors'/Committee Members' Attendance at Meetings" below.

The Board is responsible to the shareholders for providing effective leadership, and ensuring transparency and accountability of the Group's operations. It sets the Company's values and aims at enhancing shareholders' value. It formulates the Group's overall strategy and policies and sets corporate and management targets, key operational initiatives as well as policies on risk management pursuant to the Group's strategic objectives.

The Board delegates the day-to-day management, administration and operations of the Group's business to the management of the relevant segments and divisions. The management is responsible for the implementation and adoption of the Company's strategies and policies. The delegated functions and tasks are periodically reviewed by the Board.

There is no relationship among members of the Board except that Mr. Guo Zi Wen is the brother of Mr. Guo Zi Ning.

董事會每年至少舉行4次定期會議，確定全面策略性方向及目標、批准中期及年度業績以及討論其他有關本集團業務及經營的重要事項。截至二零一六年十二月三十一日止年度，共舉行7次董事會會議。有關董事出席董事會會議的詳情載於下文「董事／委員會成員出席會議情況」。

董事會就提供有效領導以及確保本集團業務經營的透明度及問責性向股東負責。董事會確定本公司價值觀並以提升股東價值為目標、提出本集團的全面策略及政策，並根據本集團的策略性目標設定企業及管理方針、主要的運作措施以及有關風險管理的政策。

董事會授權有關分部及部門管理本集團業務的日常管理、行政及經營。管理層負責執行及採納本公司策略及政策。董事會定期對所授權的職能及工作進行審查。

董事會各成員之間概無任何聯繫，惟郭梓文先生為郭梓寧先生的胞弟除外。

Corporate Governance Report (continued)

企業管治報告(續)

Directors'/Committee Members' Attendance at Meetings

董事／委員會成員出席會議情況

		Meeting Attended/Held During the Year Ended				
		31 December 2016				
董事姓名		截至二零一六年十二月三十一日止年度出席／舉行會議次數				
		Board 董事會	Audit Committee 審核委員會	Remuneration Committee 薪酬委員會	Nomination Committee 提名委員會	General Meeting 股東大會
Executive Directors ("ED")	執行董事					
Mr. Guo Zi Wen	郭梓文先生	7/7			1/1	1/1
Mr. Guo Zi Ning	郭梓寧先生	7/7				1/1
Ms. Zhong Ping	鍾平女士	7/7				1/1
Mr. Ma Jun	馬軍先生	7/7				1/1
Non-Executive Director ("NED")	非執行董事					
Mr. Yang Zhong	楊忠先生	7/7				0/1
Independent Non-executive Directors ("INED")	獨立非執行董事					
Mr. Tsui King Fai	徐景輝先生	7/7	2/2	2/2	1/1	1/1
Mr. Cheung Kwok Keung	張國強先生	7/7	2/2	2/2	1/1	1/1
Mr. Hu Jiang	胡江先生	7/7	2/2	2/2	1/1	0/1

Chairman and Chief Executive Officer

Mr. Guo Zi Wen is the Chairman of the Board and Mr. Guo Zi Ning is the Chief Executive Officer of the Company. The Chairman of the Board is responsible for the overall strategic development of the Group's operation. The Chief Executive Officer, on the other hand, is principally responsible for the overall management of the Group.

主席及行政總裁

郭梓文先生為董事會主席，而郭梓寧先生為本公司行政總裁。董事會主席負責本集團業務經營的綜合策略性發展，而另一方面，行政總裁則主要負責本集團的綜合管理。

Non-executive Directors

Each of the existing independent non-executive Directors and non-executive Director has been appointed for a term of one year, subject to the provision of retirement and rotation of directors under the Articles of Association of the Company.

Pursuant to Rules 3.10(1) and 3.10(2) of the Listing Rules, the Company has appointed three independent non-executive Directors. Two of the independent non-executive Directors have appropriate professional qualifications or accounting or related financial management expertise.

The Company has received confirmations of independence pursuant to Rule 3.13 of the Listing Rules from each of the independent non-executive Directors and considers them to be independent.

Under code provision A.4.3 of the CG Code, for independent non-executive Director who has served the Company for more than 9 years, his/her further appointment will be subject to a separate resolution to be approved by the shareholders at the general meeting and the papers to the shareholders accompanying that resolution will include the reasons that the Board believes he/she is still independent and should be re-elected.

Mr. Tsui King Fai who has been serving as independent non-executive Director of the Company for more than 9 years, has confirmed his independence with reference to the factors set out in Rule 3.13 of the Listing Rules. The Company considers Mr. Tsui King Fai is still independent in accordance with the independence guidelines set out in the Listing Rules and will continue to bring valuable business experience, knowledge and professionalism to the Board for its efficient and effective functioning.

Responsibilities, Accountabilities and Contributions of the Board and Management

The Board is responsible for leadership and control of the Company and oversees the Group's businesses, strategic decisions and performance and is collectively responsible for promoting the success of the Company by directing and supervising its affairs.

非執行董事

各現任獨立非執行董事及非執行董事均被委以一年任期，惟須遵守本公司組織章程細則關於董事退任及輪值退任的條文。

根據上市規則第3.10(1)條及第3.10(2)條，本公司已委任三名獨立非執行董事。兩名獨立非執行董事均擁有適當之專業資格或會計或相關財務管理專業知識。

本公司已接獲各獨立非執行董事根據上市規則第3.13條發出的獨立確認書，並確認彼等為獨立人士。

根據企業管治守則的守則條文A.4.3，就為本公司服務超過九年的獨立非執行董事，其進一步委任須待股東於股東大會上批准單獨決議案後方可生效，且提交股東之隨附決議案文件將會包括董事會認為其仍為屬獨立且應膺選連任的理由。

出任本公司獨立非執行董事逾九年的徐景輝先生已參照上市規則第3.13條所載之因素確認其獨立性。根據上市規則所載之獨立指引，本公司認為徐景輝先生仍具獨立性，並將繼續為董事會帶來寶貴營商經驗、知識及專業技能，使其有效率及有效地運作。

董事會及管理層職責、問責及貢獻

董事會負責領導及監控本公司，並監督本集團之業務、策略決定及表現，以及集體負責透過指導及監管本公司之事務推動其成功發展。

Corporate Governance Report (continued) 企業管治報告(續)

The Board directly, and indirectly through its committees, leads and provides direction to management by laying down strategies and overseeing their implementation, monitors the Group's operational and financial performance, and ensures that sound internal control and risk management systems are in place.

Directors of the Board take decisions objectively in the interests of the Company. The Board has delegated to the senior management the authority and responsibility for the day-to-day management and operation of the Group. In addition, the Board has established Board committees and has delegated to these Board committees various responsibilities as set out in their respective terms of reference.

The Board reserves for its decision all major matters relating to policy matters, strategies and budgets, internal control and risk management, material transactions (in particular those that may involve conflict of interests), financial information, appointment of Directors and other significant operational matters of the Company.

All Directors shall ensure that they carry out duties in good faith, in compliance with applicable laws and regulations, and in the interests of the Company and its shareholders at all times.

During the year, the Chairman of the Board held a meeting with all the non-executive Directors without the presence of the executive Directors. Details of their attendance record are set out in the following table:

董事會透過其委員會，直接及間接帶領並指導管理層，其包括制定及監察策略推行、檢討本集團的營運及財務表現，並確保設有良好的內部監控及風險管理系統。

董事會應以本公司之利益作出客觀決定。董事會已向高級管理人員授權本集團日常管理與經營之權力及責任。此外，董事會亦已成立董事委員會並授權此等董事委員會不同之職責，分別載於其職權範圍內。

董事會負責決定所有重要事宜，當中涉及政策事宜、策略及預算、內部監控及風險管理、重大交易(特別是那些可能涉及利益衝突者)、財務資料、委任董事及本公司其他重大營運事宜。

所有董事均保證彼等真誠地履行職責及遵守適用法律及法規，並一直以本公司及其股東之利益行事。

於本年度內，董事會主席與所有非執行董事在執行董事不在席的情況下舉行一次會議。彼等之出席記錄詳情載列於下表：

		Number of Meeting Attended/ Number of Meeting Held 出席會議次數／會議舉行次數
Mr. Guo Zi Wen	郭梓文先生	1/1
Mr. Yang Zhong	楊忠先生	1/1
Mr. Tsui King Fai	徐景輝先生	1/1
Mr. Cheung Kwok Keung	張國強先生	1/1
Mr. Hu Jiang	胡江先生	1/1

Board Committees

(a) Audit Committee (“AC”)

The AC was established with written terms of reference in compliance with the CG Code. It consists of three members with all independent non-executive Directors, namely, Mr. Cheung Kwok Keung (as chairman), Mr. Tsui King Fai and Mr. Hu Jiang. Mr. Cheung Kwok Keung, the chairman of AC, has appropriate professional qualifications, accounting and related financial management expertise, with appropriate professional qualification as required under Rule 3.10(2) of the Listing Rules.

The primary duties of the AC are mainly to make recommendation to the Board on the appointment and removal of external auditor; review the financial statements and material advice in respect of financial reporting; and oversee financial reporting system and internal control procedures of the Company. The terms of reference of AC are available and accessible at the websites of the Company (www.aoyuan.com.cn) and The Stock Exchange of Hong Kong Limited (“Stock Exchange”) (www.hkexnews.hk).

For the year ended 31 December 2016, the AC held 2 meetings. Details of the committee members’ attendance at the AC meetings are set out under “Directors’/Committee Members’ Attendance at Meetings” above.

The summary of the work of the AC during the year ended 31 December 2016 is set out below:

- reviewed the announcement of annual results and annual report of the Group for the financial year ended 31 December 2015 before submission to the Board for adoption and publication;
- reviewed the announcement of interim results and interim report of the Group for the six months ended 30 June 2016 before submission to the Board for adoption and publication;

董事委員會

(a) 審核委員會(「審核委員會」)

本公司已成立審核委員會，其書面職權範圍符合企業管治守則。其由三名成員組成，均為獨立非執行董事，即張國強先生(主席)、徐景輝先生及胡江先生。審核委員會主席張國強先生具備適當的專業資格、會計及相關財務管理專長，並擁有上市規則第3.10(2)條規定的適當專業資格。

審核委員會的職責主要為就委聘及罷免外聘核數師向董事會提供推薦建議；審閱財務報表及有關財務申報的重大意見；及監督本公司的財務申報制度及內部監控程序。審核委員會的職權範圍可於本公司網站(www.aoyuan.com.cn)及香港聯合交易所有限公司(「聯交所」)網站(www.hkexnews.hk)查閱。

截至二零一六年十二月三十一日止年度，審核委員會共舉行2次會議。委員會成員出席審核委員會會議的詳情載於上文「董事／委員會成員出席會議情況」。

審核委員會於截至二零一六年十二月三十一日止年度之工作概要載列如下：

- 於提交董事會以供採納及刊發之前審閱本集團截至二零一五年十二月三十一日止財政年度之年度業績公告及年報；
- 於提交董事會以供採納及刊發之前審閱本集團截至二零一六年六月三十日止六個月之中期業績公告及中期報告；

Corporate Governance Report (continued) 企業管治報告(續)

- met with the auditors to discuss the accounting and audit issues of the Group and reviewed their findings, recommendations and representations;
- reviewed the Group's internal control and risk management system; and
- reviewed the adequacy of resources, qualifications and experience of staff of the Group's accounting and financial reporting function and their training programmes.

(b) Remuneration Committee ("RC")

The RC was established with written terms of reference in compliance with the CG Code. It consists of three members with all independent non-executive Directors, namely, Mr. Tsui King Fai (as chairman), Mr. Cheung Kwok Keung and Mr. Hu Jiang.

The primary duties of the RC are mainly to make recommendation to the Board on the overall remuneration policy and structure relating to all Directors and senior management of the Group; review remuneration proposals of the management with reference to the Board's corporate goals and objectives; and ensure none of the Directors or any of their associates determine their own remuneration. The terms of reference of RC are available and accessible at the websites of the Company (www.aoyuan.com.cn) and the Stock Exchange (www.hkexnews.hk).

For the year ended 31 December 2016, the RC held 2 meetings. Details of the committee members' attendance at the RC meetings are set out under "Directors'/Committee Members' Attendance at Meetings" above.

The summary of the work of the RC during the year ended 31 December 2016 is set out below:

- reviewed the existing policy and structure of the remuneration of the executive Directors;
- reviewed the existing remuneration package of the non-executive and independent non-executive Directors;

- 與核數師開會討論本集團的會計及審計事宜，並審閱其審計結果、推薦建議及聲明；
- 審查本集團的內部監控及風險管理系統；及
- 審閱資源之充足程度、本集團負責會計與財務報告的職員之資格與經驗以及其培訓計劃。

(b) 薪酬委員會(「薪酬委員會」)

本公司已成立薪酬委員會，其書面職權範圍符合企業管治守則。其由三名成員組成，均為獨立非執行董事，即徐景輝先生(主席)、張國強先生及胡江先生。

薪酬委員會的職責主要為就本集團全體董事及高級管理人員的全面薪酬政策及結構向董事會提供推薦建議；根據董事會的企業目標及宗旨審查管理層的薪酬建議；及確保概無任何董事或其任何聯繫人釐定其本身的薪酬。薪酬委員會的職權範圍可於本公司網站(www.aoyuan.com.cn)及聯交所網站(www.hkexnews.hk)查閱。

截至二零一六年十二月三十一日止年度，薪酬委員會共舉行2次會議。委員會成員出席薪酬委員會會議的詳情載於上文「董事／委員會成員出席會議情況」。

薪酬委員會於截至二零一六年十二月三十一日止年度之工作概要載列如下：

- 審查執行董事之現有薪酬政策及結構；
- 審查非執行董事及獨立非執行董事之現有薪酬待遇；

- reviewed the existing policy and structure of the remuneration of management of the Group;
 - made recommendations to the Board on the remuneration packages of the executive Directors and management of the Group; and
 - assessed performance of the executive Directors.
- 審查本集團管理層之現有薪酬政策及結構；
 - 就本集團執行董事及管理層的薪酬待遇向董事會提供推薦建議；及
 - 評估執行董事的表現。

(c) Nomination Committee (“NC”)

The NC was established with written terms of reference in compliance with the CG Code. It consists of four members with one executive Director, namely Mr. Guo Zi Wen (as chairman) and three independent non-executive Directors, namely, Mr. Tsui King Fai, Mr. Cheung Kwok Keung and Mr. Hu Jiang.

The primary duties of the NC are to review the structure, size and composition of the Board and make recommendations to the Board regarding candidates to fill vacancies on the Board. The terms of reference of NC are available and accessible at the websites of the Company (www.aoyuan.com.cn) and the Stock Exchange (www.hkexnews.hk).

The Board has adopted a board diversity policy which sets out the approach to achieve diversity on the Board. Accordingly, selection of candidates to the Board is based on a range of measurable objectives, including but not limited to gender, age, cultural and educational background, professional experience and qualifications, skills, knowledge and length of service, having due regard to the Company’s own business model and specific needs from time to time. With the existing Board members coming from a variety of business and professional background and one out of the eight Board members being woman, the Company considers that the Board possesses a balance of skills, experience, expertise and diversity of perspectives appropriate to the requirements of the Company’s business.

(c) 提名委員會(「提名委員會」)

本公司已成立提名委員會，其書面職權範圍符合企業管治守則。其由四名成員組成，包括一名執行董事(即郭梓文先生(主席))及三名獨立非執行董事(即徐景輝先生、張國強先生及胡江先生)。

提名委員會的主要職責為審查董事會結構、規模及人員組成，並就可填補董事會空缺的候選人士向董事會提供推薦建議。提名委員會的職權範圍可於本公司網站(www.aoyuan.com.cn)及聯交所網站(www.hkexnews.hk)查閱。

董事會已採納載有實現董事會多元化之方法的董事會多元化政策。因此，經適當考慮本公司本身的業務模式及不時之特定需要，候選董事乃根據多項可測量目標遴選，包括但不限於性別、年齡、文化及教育背景、專業經驗及資格、技能、知識水平及服務年期。現有董事會成員來自多種業務及專業背景，且八名董事會成員中有一名為女性，故此，本公司認為，就對本公司業務需要而言屬適當的技能、經驗、專長及觀點視角之多元化而言，董事會達致平衡。

Corporate Governance Report (continued) 企業管治報告(續)

For the year ended 31 December 2016, the NC held 1 meeting. Details of the committee members' attendance are set out under "Directors'/Committee Members' Attendance at Meetings" above.

The summary of the work of the NC during the year ended 31 December 2016 is set out below:

- made recommendations to the Board on the re-election of Directors at the forthcoming annual general meeting of the Company;
- assessed the independence of independent non-executive Directors; and
- reviewed the structure, size and composition of the Board.

Corporate Governance Functions

The Board is responsible for performing the corporate governance duties and has adopted the CG Code as its corporate governance code of practices.

The Board has, among other things, reviewed the training and continuous professional development of Directors, the Company's compliance with the respective code provisions of the CG Code for the year ended 31 December 2016 and disclosure in this Corporate Governance Report.

During the year ended 31 December 2016, the Directors have participated in continuous professional development to develop and refresh their knowledge and skills to ensure that their contribution to the Board remains informed and relevant and ensure they keep updated on the changes in the applicable laws and regulations and the overall development of the operations of the Group.

A briefing session was organised for all newly appointed Directors for their appointment to ensure that they have adequate understanding of the businesses and operations of the Group and directors' duties.

截至二零一六年十二月三十一日止年度，提名委員會共舉行1次會議。委員會成員出席會議的詳情載於上文「董事／委員會成員出席會議情況」。

提名委員會於截至二零一六年十二月三十一日止年度之工作概要載列如下：

- 就在本公司應屆股東週年大會上重選董事向董事會提供推薦建議；
- 評估獨立非執行董事的獨立性；及
- 審查董事會的結構、規模及人員組成。

企業管治職能

董事會負責履行企業管治職責並已採納企業管治守則作為其企業管治常規守則。

董事會已(其中包括)審閱董事的培訓及持續專業進修，本公司於截至二零一六年十二月三十一日止年度遵守企業管治守則之守則條文情況以及披露已載於本企業管治報告內。

截至二零一六年十二月三十一日止年度，董事已參與持續專業進修，以提高及更新其知識及技能，以確保繼續在具備全面資訊及切合所需的情況下向董事會作出貢獻，並確保及時了解有關適用法律法規變更及本集團業務經營綜合發展的最新情況。

已為所有新獲委任董事舉辦就任簡報會，確保其充分了解本集團的業務及營運以及董事職責。

Risk Management and Internal Controls

The Board acknowledges its responsibility for the risk management and internal control systems and reviewing their effectiveness. Such systems are designed to manage rather than eliminate the risk of failure to achieve business objectives, and can only provide reasonable and not absolute assurance against material misstatement or loss.

The Board has the overall responsibility for evaluating and determining the nature and extent of the risks it is willing to take in achieving the Company's strategic objectives, and establishing and maintaining appropriate and effective risk management and internal control systems.

The AC assists the Board in leading the management and overseeing their design, implementation and monitoring of the risk management and internal control systems.

The Company has developed and adopted various risk management procedures and guidelines with defined authority for implementation by key business processes and office functions.

All divisions conducted internal control assessment regularly to identify risks that potentially impact the business of the Group and various aspects including key operational and financial processes, regulatory compliance and information security.

The management, in coordination with division heads, assessed the likelihood of risk occurrence, provide treatment plans, and monitor the risk management progress, and reported to the AC and the Board on all findings and the effectiveness of the systems.

The management has reported to the Board and the AC on the effectiveness of the risk management and internal control systems for the year ended 31 December 2016.

The Internal Audit Department is responsible for performing independent review of the adequacy and effectiveness of the risk management and internal control systems. The Internal Audit Department examined key issues in relation to the accounting practices and all material controls and provided its findings and recommendations for improvement to the AC.

風險管理及內部監控

董事會承認其須對風險管理及內部監控系統負責，並有責任檢討該等制度的有效性。該等系統旨在管理而非消除未能達成業務目標的風險，而且只能就不會有重大的失實陳述或損失作出合理而非絕對的保證。

董事會全面負責評估及釐定本公司達成策略目標時所願意接納的風險性質及程度，並確保本公司設立及維持合適及有效的風險管理及內部監控系統。

審核委員會協助董事會領導管理層及監察彼等設計、實施及監管風險管理及內部監控系統。

本公司已制定及採納各項風險管理措施及指引，并就透過關鍵業務進展及辦公室職能實施該等程序及指引列明權責。

所有部門定期進行內部監控評估，以識別可能影響本集團業務及包括重要營運及財務程序、監管合規及資訊安全在內各方面的風險。

管理層與各部門主管協調，評估風險發生的可能性，提供解決方案及監督風險管理進程，并向審核委員會及董事會報告該等系統的所有發現及成效。

截至二零一六年十二月三十一日止年度，管理層已向董事會及審核委員會報告風險管理及內部監控系統的效能。

內部審核部負責對風險管理及內部監控系統的充分性及有效性進行獨立審閱。內部審核部檢查有關會計常規的重要事宜及向審核委員會提供其發現及就改進提出建議。

Corporate Governance Report (continued) 企業管治報告(續)

The Board, as supported by the AC as well as the management report and the internal audit findings, reviewed the risk management and internal control systems, including the financial, operational and compliance controls, for the year ended 31 December 2016, and considered that such systems are effective and adequate. The annual review also covered the financial reporting, internal audit function, and staff qualifications, experiences and relevant resources.

The Company has developed its disclosure policy which provides a general guide to the Company's Directors, officers, senior management and relevant employees in handling confidential information, monitoring information disclosure and responding to enquiries.

Control procedures have been implemented to ensure that unauthorized access and use of inside information are strictly prohibited.

Accountability and Audit

(a) Accountability

The Board is accountable to the shareholders while the management is accountable to the Board. The Board endeavors to ensure that the announcements of annual and interim results and the annual and interim reports of the Group present a balanced and understandable assessment of the Group's position and prospects. The Board embraces openness and transparency in the conduct of the Company's affairs, whilst preserving the commercial interests of the Company. Financial and other information are disseminated to shareholders through announcements via the websites of the Stock Exchange (www.hkexnews.hk) and the Company (www.aoyuan.com.cn).

The Directors acknowledge their responsibility for preparing the financial statements of the Group for the year ended 31 December 2016 and confirm that the financial statements contained herein give a true and fair view of the results and state of affairs of the Group for the year under review. The Directors consider that the financial statements have been prepared in conformity with the statutory requirements and the applicable accounting standards.

董事會在審核委員會以及管理層報告及內部審核調查結果的支持下，審閱截至二零一六年十二月三十一日止年度的風險管理及內部監控系統(包括財務、營運及合規控制)並認為該等系統均屬有效及充足。年度審閱亦涵蓋財務報告、內部審核職能及職員資格、經驗及相關資源。

本公司已制訂其披露政策，為本公司董事、高級人員、高級管理層及相關僱員於處理機密資料、監察資料披露及回復查詢時提供一般指引。

本公司已實施監控程序，以確保嚴格禁止未經授權獲取及使用內幕資料。

問責及審計

(a) 問責性

董事會接受股東問責，而管理層則接受董事會問責。董事會盡力確保本集團的年度及中期業績公告以及年報及中期報告對本集團的狀況及前景作出平衡及可理解的評估。董事會維護本公司商業利益，同時對於本公司事務亦持公平透明的態度。經由聯交所網站(www.hkexnews.hk)及本公司網站(www.aoyuan.com.cn)，本公司透過公告向股東發布財務及其他資料。

董事確認其編製本集團截至二零一六年十二月三十一日止年度財務報表之責任，並確認載於本報告內的財務報表真實且公平地反映本集團於回顧年度之業績及事務狀況。董事認為，財務報表乃遵循法定要求及適用會計準則編製。

(b) Auditors' Remuneration

The financial statements for the year ended 31 December 2016 were audited by Deloitte Touche Tohmatsu of which the term of office will expire upon the forthcoming annual general meeting. The AC has recommended to the Board that Deloitte Touche Tohmatsu be nominated for appointment as the auditor of the Company at the forthcoming annual general meeting.

There have been no changes of auditor of the Company in the past three years.

It is the auditor's responsibility to form an independent opinion, based on their audit, on those financial statements and to report their opinion solely to the Company and for no other purpose. They do not assume responsibility towards or accept liability to any other person for the contents of the independent auditor's report.

The statement of the independent auditor of the Company about their reporting responsibilities on the financial statements is set out in the "Independent Auditor's Report" on pages 117 to 126.

During the year under review, details of the professional fees paid/payable to the Company's independent auditor, Deloitte Touche Tohmatsu are set out as follows:

(b) 核數師酬金

截至二零一六年十二月三十一日止年度之財務報表由德勤•關黃陳方會計師行審核。該核數師的任期將於應屆股東週年大會後屆滿。審核委員會已向董事會建議，在應屆股東週年大會上提名德勤•關黃陳方會計師行擔任本公司核數師。

本公司於過往三年並無更換核數師。

核數師負責基於其審核就該等財務報表達致獨立意見，並僅向本公司報告其意見(不用於任何其他目的)。其概不就獨立核數師報告之內容對任何其他人士負責或承擔任何責任。

本公司獨立核數師就財務報表所負責任之聲明載於第117至126頁「獨立核數師報告」內。

於回顧年度，已付/應付本公司獨立核數師德勤•關黃陳方會計師行的專業費用詳情列示如下：

RMB'000
人民幣千元

Audit services	審計服務	4,380
Non-audit services	非審計服務	
– Interim review	– 中期審閱報告	1,230
– Major transaction for acquisition of a subsidiary	– 重大交易(收購公司)	1,600
– Proposed issue of asset-backed securities	– 擬發行資產支援型證券	1,050
– Issue of senior notes	– 發行優先票據	1,130
– Provision of advisory services on cash flow of the proposed issue of asset-backed securities	– 擬發行資產支援型證券相關現金流諮詢服務	450
– Initial public offerings of spin-off group	– 集團分拆上市	3,980
– Provision of advisory services on tax reform	– 營業稅改徵增值稅諮詢服務	350
– Others	– 其他	20

Continuous Professional Development of Directors

According to code provision A.6.5 of the CG Code, all Directors should participate in continuous professional development to develop and refresh their knowledge and skills to ensure that their contribution to the Board remains informed and relevant.

Every newly appointed Director is provided with an induction on the first occasion of his/her appointment to ensure that he/she has adequate understanding of the businesses and operations of the Group. The Directors are also kept informed on a timely basis of their responsibilities and obligations under the Listing Rules, as well as other relevant statutory or regulatory requirements. The Company also encourages its Directors to participate in other continuous professional development programmes for directors.

The Company has arranged and funded suitable training, placing an appropriate emphasis on the roles, functions and duties of a listed company director. The Company Secretarial Department of the Company would provide relevant reading materials to the Directors to ensure that they are apprised of the latest changes in the commercial, legal and regulatory requirements in relation to the Company's businesses, and to refresh their knowledge and skills. In addition, all Directors are encouraged to attend external forum, or training course on relevant topics. During the year, the Directors of the Company had provided their records of continuous professional development to the Company. The Board has reviewed and monitored the continuous professional development of the Directors.

The Directors' knowledge and skills are continuously developed and refreshed by, inter alia, the following means:

- (1) Reading memoranda issued or materials provided from time to time by the Company to Directors, and as applicable, briefings and reports by the Company Secretary, as regards legal and regulatory changes and matters of relevance to the Directors in the discharge of their duties with the latest developments in laws, rules and regulations relating to the duties and responsibilities of directors and corporate governance; and

董事持續專業發展

根據企業管治守則的守則條文A.6.5，所有董事均須參與持續專業進修，以提高及更新其知識及技能，以確保繼續在具備全面資訊及切合所需的情況下向董事會作出貢獻。

為確保充分了解本集團的業務及經營，每名新獲委任董事於初次就任時均獲提供入職引導。董事亦獲及時告知其根據上市規則以及其他有關法定或監管要求須履行的責任及義務。本公司亦鼓勵其董事參與其他持續專業董事發展計劃。

本公司已安排適當培訓並提供資金，適當強調上市公司董事的職務、職能及職責。為確保董事獲悉與本公司業務有關的商業、法律及監管規定的近期變化，並更新其知識及技能，本公司的公司秘書部會為董事提供有關閱讀材料。此外，亦鼓勵所有董事參與有關專題的外部論壇及培訓課程。年內，本公司董事已提供彼等持續專業發展記錄予本公司。董事會已審查及監督董事持續專業發展。

透過(其中包括)參與或接受以下培訓以發展並更新董事之知識及技能：

- (1) 閱覽本公司不時提供予董事之備忘錄或資料及(如適用)由公司秘書作出之簡述及報告，內容有關法律及規管變動，以及董事履行其職責之相關事項，包括有關董事職責之法例、規則及規例及企業管治事項之最新進展；及

Corporate Governance Report (continued)

企業管治報告(續)

(2) Reading news/journal/magazine/other reading materials as regards real estate, legal and regulatory changes and matters of relevance to the Directors in the discharge of their duties.

(2) 閱覽有關地產、法律及規管變更，以及其他有關董事履行其責任相關事宜之新聞／期刊／雜誌／其他閱讀資料。

Records of the Directors' training during 2016 are as follows:

董事於二零一六年度內接受培訓之記錄如下：

Members of the Board

Training received

董事會成員

接受之培訓

Executive Directors

執行董事

Mr. Guo Zi Wen (chairman)	郭梓文先生 (主席)	(1) & (2) (1)及(2)
Mr. Guo Zi Ning (vice chairman and chief executive officer)	郭梓寧先生 (副主席兼行政總裁)	(1) & (2) (1)及(2)
Ms. Zhong Ping (chief financial officer)	鍾平女士 (首席財務官)	(1) & (2) (1)及(2)
Mr. Ma Jun (chief operating officer)	馬軍先生 (營運總裁)	(1) & (2) (1)及(2)

Non-executive Director

非執行董事

Mr. Yang Zhong	楊忠先生	(1) & (2) (1)及(2)
----------------	------	----------------------

Independent Non-executive Directors

獨立非執行董事

Mr. Tsui King Fai	徐景輝先生	(1) & (2) (1)及(2)
Mr. Cheung Kwok Keung	張國強先生	(1) & (2) (1)及(2)
Mr. Hu Jiang	胡江先生	(1) & (2) (1)及(2)

Company Secretary

During the year, Ms. Wong Chi Mei ("Ms. Wong"), a full-time employee of the Company, is the company secretary who reports to the Chairman of the Board and is responsible for advising the Board on corporate governance matters and ensuring the Board activities are efficiently and effectively conducted. Following her resignation on 18 January 2017, Ms. Kuok Yew Lee ("Ms. Kuok") and Ms. Lee Mei Yi ("Ms. Lee") have been appointed as the joint company secretaries of the Company to take up the duties of the company secretary.

公司秘書

年內，黃智美女士(「黃女士」)(本公司之全職僱員)為公司秘書，向董事會主席匯報及負責就企業管治事宜向董事會提供意見，並確保董事會之活動有效率及實質地進行。彼於二零一七年一月十八日辭任後，郭尤莉女士(「郭女士」)及李美儀女士(「李女士」)已獲委任為本公司之聯席公司秘書，以接管公司秘書之職責。

Corporate Governance Report (continued) 企業管治報告(續)

Ms. Kuok is a full-time employee of the Company and reports to the Chairman of the Board. Ms. Lee is a Director of Corporate Services of Tricor Services Limited, a global professional services provider engaged by the Company to assist Ms. Kuok in performing and discharging the duties of a company secretary under the Listing Rules. Ms. Kuok is the primary contact of Ms. Lee. All Directors have access to the advices and services of the joint company secretaries on corporate governance and board practices and matters.

The resignation of Ms. Wong as the company secretary and the appointment of Ms. Kuok and Ms. Lee as joint company secretaries have been approved by the Board by way of written resolution, through which all Directors have fully considered the proposal and have not raised any issue of concern that requires further discussion at a physical meeting. Nevertheless, the Board took opportunity to review and re-confirm such joint company secretaries arrangement at its next meeting held on 10 March 2017, on which this annual report was approved.

Ms. Wong has taken not less than 15 hours of relevant professional training for the financial year ended 31 December 2016.

Shareholders' Rights

The Company recognizes the importance, and takes high priority, on communication with its shareholders. Certain key information on shareholders' rights is provided below:

1. Communication with Shareholders

The general meetings provides a channel for communication between the Board and the shareholders. The Group makes great efforts to enhance the communication with shareholders. The shareholders can visit the website of the Company (www.aoyuan.com.cn) for updated information of the Group and press releases are posted on our website in a timely manner.

郭女士為本公司之全職僱員及向董事會主席匯報。李女士為卓佳專業商務有限公司(全球性的專業服務公司)企業服務部董事，獲本公司委聘協助郭女士執行及履行上市規則項下之公司秘書職責。郭女士為李女士之主要聯絡人。全體董事均可就企業管治及董事會常規及事項取得聯席公司秘書的意見及服務。

黃女士辭任公司秘書及委任郭女士及李女士為聯席公司秘書已獲董事會透過書面決議案批准，全體董事均充分考慮該議案及並無於實體會議上提出需進一步討論的問題。然而，董事會藉機會於其二零一七年三月十日舉行的下屆會議上審閱及重新確認該聯席公司秘書安排，本年報於該會議上獲批准。

於截至二零一六年十二月三十一日止財政年度，黃女士已接受不少於15個小時之有關專業培訓。

股東權利

本公司明白與股東溝通的重要性並對其給予高度重視。有關股東權利的若干重要資料載列如下：

1. 股東溝通

股東大會提供董事會與股東之間進行溝通的渠道。本集團大力促進與股東溝通。股東可登錄本公司網站(www.aoyuan.com.cn)獲得有關本集團的更新資料，而本公司網站會及時刊登新聞稿。

2. Procedures to convene an extraordinary general meeting

Shareholders may request the Company to convene a general meeting according to the provision as set out in the Company's Articles of Association and the Companies Law of the Cayman Islands. A copy of the Company's Articles of Association can be found on the Company's website. The procedures for shareholders to nominate a person for election as a director of the Company is available on the Company's website with title "Procedures for Shareholders to Propose a Person for Election as a Director of the Company".

3. Procedures for Shareholders to Propose a Person for Election as a Director of the Company

The Company also adopted a set of procedures for putting forward proposals by the shareholders at general meetings.

Subject to the provisions of the Company's Articles of Association, the Company may from time to time in general meeting by ordinary resolution elect any person to be a Director either to fill a casual vacancy or as an additional Director.

If a shareholder wishes to propose a person other than a Director of the Company for election as a Director at a general meeting, he/she can deposit a written notice at the principal place of business of the Company in Hong Kong for the attention of the Board of Directors and Company Secretary. The period for lodgment of such written notice shall commence on the day after the despatch of the notice of general meeting and end no later than 7 days prior to the date of such general meeting.

In order for the Company to inform shareholders of that proposal, the written notice must state the full name of the person proposed for election as a Director, including the person's biographical details as required by Rule 13.51(2) of the Listing Rules, and be signed by the shareholder concerned and that person indicating his/her willingness to be elected.

2. 召開股東特別大會的程序

根據本公司組織章程細則所載條文及開曼群島公司法，股東可要求本公司召開股東大會。本公司組織章程細則副本可於本公司網站查閱。有關股東提名人選作為本公司董事的程序，可於本公司網站內「股東提名人選參選為本公司董事的程序」主題查閱。

3. 股東提名人選參選為本公司董事的程序

本公司亦已採納一套由股東在股東大會上提出建議的程序。

在本公司組織章程細則條文的規限下，本公司可不時在股東大會上以普通決議案推選任何人士擔任董事（以填補臨時空缺或作為額外董事）。

倘股東欲提名非本公司董事之人士在股東大會上參選董事，其可向本公司香港主要營業地點發出書面通知（註明收件人為董事會及公司秘書）。該書面通知發出的期限自寄發股東大會通告日起，至不遲於相關股東大會日期前7日結束。

為使本公司可通知股東該項建議，書面通知須註明獲提名參選董事之人士全名（包括上市規則第13.51(2)條規定的相關人士履歷詳情），並須由相關股東及表示願意參選董事之人士簽名。

Corporate Governance Report (continued)

企業管治報告(續)

In order to allow the shareholders have sufficient time to receive and consider the proposal of election of the proposed person as a director of the Company, Shareholders are encouraged to submit and lodge the written notice as early as practicable.

4. Procedures to send enquiries to the Board

Shareholders may send their enquiries and concerns to the Board of the Company by addressing them to the principal place of business of the Company in Hong Kong at Units 1901-2, 19th Floor, One Peking, No. 1 Peking Road, Tsimshatsui, Kowloon, Hong Kong by post for the attention of the Company Secretary.

Investor Relations

The Company's website (www.aoyuan.com.cn) provides comprehensive and accessible news and information of the Company to the shareholders, other stakeholders and investors. The Company will also update the website information from time to time to inform shareholders and investors of the latest development of the Company.

The Company considers that effective communication with shareholders is essential for enhancing investor relations and investor understanding of the Group's business performance and strategies. The Company also recognizes the importance of transparency and timely disclosure of corporate information, which will enable shareholders and investors to make the best investment decisions. To achieve this, the Company maintains a website at <http://www.aoyuan.com.cn>, where up-to-date information and updates on the Company's business operations and developments, financial information, corporate governance practices and other information are posted.

The general meetings of the Company also provide good opportunity for exchange of views between the Board and the shareholders. The Chairman of the Board as well as chairmen of the NC, RC and AC or, in their absence, other members of the respective committees and, where applicable, the chairman of the independent Board committee, are available to answer questions at shareholders' meetings.

為使股東有充足時間接收並考慮推選獲提名人士擔任本公司董事的建議，鼓勵股東在實際可行情況下儘早提交及發出書面通知。

4. 向董事會提出詢問的程序

股東可經由向本公司香港主要營業地點（地址為香港九龍尖沙咀北京道1號19樓1901-2室）郵寄方式向本公司董事會提出詢問（註明收件人為公司秘書）。

投資者關係

本公司網站(www.aoyuan.com.cn)為股東、其他利益相關者及投資者提供有關本公司的全面且可提取的新聞及資料。本公司亦將不時更新網站內容以通知股東及投資者本公司最新發展。

本公司認為，與股東有效溝通對提升投資者關係及投資者了解本集團之業務表現及策略至關重要。本公司亦認識到公司資料透明度和及時披露之重要性，因股東及投資者可據以作出最佳投資決定。為達致此目標，本公司設有網站<http://www.aoyuan.com.cn>，當中載有有關本公司業務營運及發展、財務資料、企業管治常規及其他方面的最新資料。

本公司股東大會亦為董事會與股東交換意見的良機。董事會主席以及提名委員會、薪酬委員會與審核委員會之主席將於股東大會回答股東詢問，若彼等未能出席，則由相應委員會之其他成員及(倘適用)獨立董事委員會之主席回答。

Corporate Governance Report (continued) 企業管治報告(續)

The 2017 Annual General Meeting (“2017 AGM”) will be held on 26 May 2017. The notice of 2017 AGM will be sent to shareholders at least 20 clear business days before the 2017 AGM.

The Board believes effective investor relations can contribute towards lowering cost of capital, improving market liquidity for the Company’s stock and building a more stable shareholder base. Therefore, the Company is committed to maintaining a high level of corporate transparency and following a policy of disclosing relevant information to shareholders, investors, analysts and bankers. Keeping the shareholders aware of our corporate strategies and business operations is one of the key missions of our investor relations team.

During the year under review, the Company has not made any changes to its Articles of Association. An up to date version of the Company’s Articles of Association is also available on the Company’s website and the Stock Exchange’s website.

二零一七年股東週年大會(「二零一七年股東週年大會」)將於二零一七年五月二十六日舉行。二零一七年股東週年大會通告將於二零一七年股東週年大會舉行前至少足二十個工作日寄發予股東。

董事會相信，有效的投資者關係有助於降低資本成本、改善本公司股票之市場流動性以及建立更穩固之股東基礎。因此，本公司致力維持較高之企業透明度，並按照相關政策向股東、投資者、分析師及銀行披露相關資料。讓股東了解本公司之企業策略及業務營運是本公司投資者關係團隊的主要任務之一。

於回顧年度內，本公司並無對其組織章程細則作出任何修改。本公司最新版本的組織章程細則亦刊載於本公司及聯交所的網站。

Environmental, Social and Governance Report

環境、社會及管治報告

China Aoyuan Property Group Limited (“Aoyuan”, the “Group” or “we”) emphasizes corporate social responsibilities and makes active contributions to environmental protection and the society to create a better living environment for stakeholders and the public.

The Environmental, Social and Governance Report (the “Report”) is issued by Aoyuan in accordance with the *ESG Reporting Guide* in Appendix 27 to the Rules Governing the Listing of Securities on The Stock Exchange of Hong Kong Limited. It discloses major policies and management measures of the Group’s environmental, social and governance matters related to the property development business from 1 January 2016 to 31 December 2016 (the “2016 Financial Year”). Major internal stakeholders of the Group participated in the preparation of the Report to identify and assess the importance and relevance of all environmental, social and governance matters and include the material issues in the Report.

A. Environmental

A1 Emissions

The Group adheres to the philosophy of building a low-carbon and healthy lifestyle. It implements the following low-carbon and green policies in its business and tries to reduce the negative effects of its operating activities on the environment:

- It devotes itself to the target of sustainable development and includes the environment in the factors considered in making business decisions.
- It strictly complies with relevant regulations and standards on environment and emission. It shall handle and report immediately if it exceeds the limits or violates the regulations.
- It seeks the sources of greenhouse gases, air pollutants, sewage and wastes and adopts the best environmental approaches to improve the emissions of the Group, including the introduction of leading environmental technologies.

中國奧園地產集團股份有限公司(「奧園」、「本集團」或「我們」)重視企業的社會責任，並積極對環保及社會作出貢獻，為持份者以至社會大眾創建更好的生活環境。

奧園參照香港交易所主版上市規則附錄二十七的《環境、社會及管治報告指引》編寫此環境、社會及管治報告(「本報告」)，主要披露本集團由2016年1月1日至2016年12月31日(「2016年財政年度」)與物業發展業務相關的重大環境、社會及管治事宜之政策及管理措施。本集團的主要內部持份者均有參與編製本報告，以識別和評估各項環境、社會及管治事宜的重要性及相關性，並將重大之相關事宜納入本報告中。

A. 環境

A1 排放物

本集團秉持構築低碳健康生活的理念，於業務中貫徹以下低碳、綠色的方針，盡力降低營運活動對環境的負面影響：

- 致力以可持續發展為目標，將環境納入商業決策考慮因素中。
- 嚴格遵守有關環境及排放物的法規與標準，若有超標或違規情況，須立時處理及上報。
- 尋找溫室氣體、大氣排放物、污水、廢物的源頭，並採用最佳的環保做法改善集團的排放表現，包括引入領先的環保技術。

Environmental, Social and Governance Report (continued)

環境、社會及管治報告(續)

- It requires contractors adopting low-emission construction technologies and materials, and consistently monitors the emission of greenhouse gases, air pollutants, sewage and wastes by contractors in property projects.
 - It actively promotes its commercial partners, suppliers and customers to perform their obligations on environmental protection with the influence of the Group.
 - It raises the awareness of the employees on environmental protection and advocates the ideas and policies of the Group on environmental protection and requires them keeping consistent with the environmental protection policies of the Group in performing their functions.
- 要求承包商採用低排放的建築技術及材料，並持續監管承包商在房地產項目中之溫室氣體、大氣排放物、污水、廢物等排放。
 - 善用集團的影響力，積極推動商業夥伴、供應商及顧客履行其環保義務。
 - 提高員工的環保意識，並向他們倡導集團的環保理念及政策，使其執行職務時能與集團的環保方針保持一致。

During the 2016 Financial Year, the Group has no significant matters in violation of laws and regulations relevant to environment.

於2016年財政年度，本集團並無發現與環境相關的法律及法規的重大違規事宜。

A2 Use of Resources

In order to earnestly perform the responsibilities in environmental protection, the Group consistently discusses on how to use resources in the most efficient way in property development and office environment. In terms of property development, the Group endeavours to provide customers with highly comfortable green constructions with low energy consumption and renewable energy, including the introduction of energy-saving construction technologies, reducing the water uses and the energy required in the lighting, air-conditioning and ventilation system during the construction process. In addition, the Group actively adopts environmental construction designs and reduces the energy consumption in the routine operation of buildings from external walls, window shades, glass windows, cold and hot water systems, lighting systems, air-conditioners, landscape irrigation and other aspects. Thanks to the policies on green buildings, various property projects of the Group met the national standards on environmental protections buildings. We were awarded the "CAPITAL Outstanding Environmental Enterprise Awards" presented by Hong Kong Capital Magazine, which laid the leading position in green buildings of Aoyuan in the national real estate industry.

In terms of office environment, the Group calls for saving water and electricity. It analyzes and reduces unnecessary use of resources through monitoring the use of resources by the Group and trains the employees to reduce wastes in work and life, including displaying environmental protection signs and encouraging the employees to practise environmental protection concepts in life, such as using stairs more instead of taking elevators and taking public transportation vehicles instead of driving private vehicles. In addition, as a model in the industry and the society, the Group actively participates in various environmental protection activities and promotes its employees and the public to value resources.

A2 資源使用

為切實履行環境保護的責任，本集團不斷探討如何在房地產發展及辦公環境方面中最有效地運用資源。房地產發展方面，集團竭力為客戶提供高舒適、低能耗、利用可再生能源的綠色建築，包括引入節能的建築技術，減低施工過程中的用水量及照明、空調、通風系統等等的所需能源。另外，集團積極採用環保建築設計，從外牆、窗戶遮陽板、玻璃窗、冷熱水系統、照明系統、空調、園林噴灌等各方面降低建築物日常運作的能源使用量。集團的綠色建築政策使多個房地產項目均達到國內環保建築的標準，而我們更曾獲香港《資本雜誌》頒發「資本傑出環保企業大獎」，奠定奧園於國內房地產行業中綠色建築的領導地位。

辦公環境方面，集團倡導節約用水用電，通過監察集團的資源使用量，分析及減少不必要的資源使用，並教育員工於工作及生活中減少浪費，包括於辦公場所內展示環保標語與鼓勵員工從生活小事中實踐環保理念，如少用電梯多走樓梯、少開車多綠色出行等等。此外，集團主動參與各類環保活動，作為行業及社會的榜樣，推動員工及社會大眾珍惜資源。

A3 Environment and Natural Resources

The Group attaches great importance to the effects of its operation activities on the surrounding environment and the ecological system. Therefore, it conducts appraisal on environmental risks before and after the development of property projects and tries to reduce the noise and soil pollution to the surrounding environment during the planning, design, construction and operation of projects. It also considers the protection of biological diversity and natural habitats. In addition, the Group sets environmental indicators for each project and monitors, reports and evaluates the environmental protection performance of projects to reduce the environmental risks of projects to the controllable level.

B. Society

B1 Employment

The Group values employees as the most precious asset and devotes itself to creating an open and enjoyable working environment encouraging self-realization. It also strives to attract first-class talents to join the Group. The Group regularly reviews remuneration and benefits of its employees according to the relevant market practice and individual performance of the employees to maintain the competitiveness of human capitals. Besides the contributions to social insurance of the China and contribution to the Mandatory Provident Fund Scheme of Hong Kong for eligible employees, the Group also set up a share option scheme and a partnership system so that participants can share the profits and development results of the enterprise and it can encourage employees to make more contributions to the development of the enterprise.

Meanwhile, the Group supports a work-life balance. As a result, we arrange appropriate working hours and provides sufficient leaves, paid annual leaves and statutory holidays, which not only benefit the physical and mental health of employees but also help them improve their working efficiency.

In addition, the Group advocates a fair and harmonious working environment and equally treats people with different cultural backgrounds, sexes, religions and marital conditions. Our employment is based on the experiences of the candidates and their performance at the interview. We offer a reasonable remuneration package and fair opportunities for career advancement based on employees' performance. The Group respects the relationship with employees. Any termination of employment relationship will be provided appropriate notification periods and the Group will communicate with employees about the reasons. It never dismisses employees without reasons.

During the 2016 Financial Year, the Group has no significant matters in violation with any laws and regulations related to employment.

A3 環境及天然資源

集團十分重視營運活動對周邊環境及生態系統帶來的影響，因此房地產項目於開發前後均有進行環境風險評估，並在規劃、設計、興建和營運項目時，設法降低噪音污染、土壤污染等對周邊環境的影響，並加入保護生物多樣性和自然棲息地的考慮因素。除此之外，集團為每個項目訂立環境指標，並持續對項目的環保表現進行監測、報告及檢討，將項目的環境風險降至可控水平。

B. 社會

B1 僱傭

本集團視員工為最寶貴的資產，致力營造一種開放、愉快和鼓勵個人實現自我價值的工作環境，並努力吸引一流的人才加入集團。本集團根據有關市場慣例及員工的個別表現定期檢討員工的薪酬及福利，以維持人力資本的競爭力。本集團除了為合資格員工就中國社會保險及香港強制性公積金計劃供款，亦設立股權認購計劃，同時推行事業合夥人制度，讓參與的員工分享企業的利潤，與企業共享發展成果，激勵員工為企業發展作出更多貢獻。

同時，集團支持工作與生活平衡，因此我們安排合理的工作時數，及提供充足的休息日、有薪年假及法定假期，不但讓有益員工身心健康，還同時能夠提升他們的工作效率。

此外，本集團提倡公平和諧的工作環境，平等對待任何不同文化背景、性別、宗教、婚姻狀況等的人士。我們的招聘準則是基於求職者的履歷與面試表現，並根據員工的工作表現提供合理的薪酬待遇及公平的晉升機會。而集團尊重與員工的關係，任何僱傭關係的終止均有適當的通知期及清楚地與員工溝通原因，不會無理解僱員工。

於2016年財政年度，本集團並未發現任何與僱傭相關的法律及法規的重大違規事宜。

Environmental, Social and Governance Report (continued)

環境、社會及管治報告(續)

B2 Health and Safety

The Group strictly follows laws, regulations and rules about occupational health. It established the safety management system and relevant governance structure of the Group based on internationally recognized standards and regularly identifies and appraises the safety risks of the working place. For areas with high risks, such as construction sites, it introduces various measures on the prevention and controlling of risks, such as ensuring sufficient emergency equipment and tools on construction sites, the preparation of safety guidance and processes of the handling of accidents as well as providing safety trainings on new employees and regular trainings on current employees, to ensure that the Group and contractors have sufficient safety awareness to prevent the happening of accidents.

In addition, the Group has established a provisional party branch at certain construction sites and prepared the "Work Guideline on Temporary Construction Sites" since 2014. It is the first temporary party branch jointly established by developers with the construction company, the supervision company and local party organizations in Guangdong Province. It visits construction sites to promote the safety of the constructions sites and establishes a regular and joint routing inspection system on projects to coordinate and monitor the safety of projects. Meanwhile, the branch closely concerns about the life of employees. It established cultural activities rooms at construction sites to improve the physical and mental health of employees and monitor and guide the "safety construction and civilized construction".

During the 2016 Financial Year, the Group has no significant matters in violation with any laws and regulations related to employees' health and safety.

B3 Development and Training

The Group encourages employees to constantly learn and conduct innovations. Therefore, we provide employees with all-around learning and training opportunities covering management knowledge and professional skills. During the process, we provide on-the-job trainings and various courses provided by professional institutes to promote the personal growth of employees. We introduced the "Takeoff Plan" in 2016 and established all-around training plans for employees with development potentials. The plan will provide sufficient management talents and establish a talent team to the rapid development of the Company. Besides the trainings provided by us, employees can participate in trainings or professional courses related to the work out of the Company if they have interest. The Group can provide employees with paid leaves and even financial subsidies after approval to ensure that employees can grasp every opportunity to develop and improve their potential.

B2 健康與安全

本集團嚴格遵行有關職業健康及安全的法律、法規和標準，並參照國際公認之準則建立集團的安全管理制度，制定相關管治架構，以及定期識別和評估工作場所的安全風險，針對高風險的範疇如建築工地推行各項風險管控措施，如確保工地有充足的急救設備和工具、制定安全指引及意外處理程序、向所有新入職員工及定期對現職員工進行安全培訓等，以確保集團及承包商具有足夠的安全意識防止意外發生。

此外，本集團自2014年起於部分工地成立臨時黨支部，並制定《工地臨時黨支部工作指引》，成為廣東省第一家開發商與施工單位、監理公司、駐地黨組織等聯合建立的工地臨時黨支部，以深入工地現場，促進工地安全，及建立定期工程聯合巡檢制度，針對工程安全給予協調和督導。支部同時密切關心工人生活，於工地設置文化活動室，關注其身心健康，為「安全施工、文明施工」起到監督和指導作用。

於2016年財政年度，本集團並未發現任何與僱員健康與安全相關之法律及法規的重大違規事宜。

B3 發展及培訓

本集團鼓勵員工不斷學習創新，因此我們為員工提供包括管理知識和專業技能的全方位的學習和培訓機會，當中包括在職培訓以及由專業機構提供的各類課程，以推動員工的個人成長。其中，我們於2016年推出的「騰飛計劃」，為有發展潛力的員工建立的全方位培訓計劃，該計劃將為公司的快速發展提供充足的管理人才，構建公司人才梯隊。除了我們提供的培訓外，若員工有意報讀公司外部與工作相關的培訓或專業課程，集團經審批後可向員工提供有薪假期，甚至財政上的資助，務求讓員工能夠把握每一個發展及優化其潛能的機會。

The Group attaches equal importance to the growth of new employees. It provides new employees with induction guidance and training to help them understand the corporate culture of the Group and the requirements of their positions as soon as possible. It arranges their immediate supervisors as their tutors to actively share experience with new employees and provide precious suggestions to their careers and difficulties in their work.

B4 Labour Standards

We strictly abide by laws and regulations on prevention of child labours or forced labours and prohibit the Group and all subsidiaries under it recruiting employees below the minimum legal working age and never allow forcing employees to work through illegal or immoral methods. All employees shall sign the employment contract with the Group on a willing basis according to laws and shall hold valid identification certification documents. Employees can report to us if they find that the Group employs child labours and forced labours as well as other illicit conditions during the recruitment and operation processes.

During the 2016 Financial Year, the Group has no significant matters in violation with any laws and regulations related to child or forced labours.

B5 Supply Chain Management

The Group believes that suppliers (including contractors and supply chain services providers) play important roles in building quality property projects and providing cross-border commodities with quality guarantee. As a result, the Group attaches great importance to whether suppliers can meet the requirements of the Group on quality, environmental protection and social responsibilities. It sets strict appraisal criteria and conducts appraisal on the past experiences on projects, professional knowledge, environmental protection policies and measures, the records of work-related injuries and accidents, whether they used child labours and forced labours and community participation of suppliers. It also requires suppliers obtaining certifications on quality, environmental protection and social responsibilities from independent third-party institutes, such as ISO9001, ISO14001 and other relevant national and overseas certifications on social responsibilities.

The Group tolerates no illegal and immoral activities during the supply chain management. It conducts a fair and open bid inviting mechanism in a practical way, including inviting sufficient number of companies to participate in bidding, separating different positions during the bidding process such as identifying suppliers and reviewing bidding documents, ensuring the confidentiality of bidding documents as well as regularly reviewing the bid inviting mechanism in order to reduce risks on bribery and malpractices due to control loopholes and ensure that the Group can select suppliers based on the current appraisal criteria.

集團同樣重視新入職員工的成長，因此專門為新人提供入職導向與培訓，使其能夠儘快瞭解集團的企業文化及崗位要求，並安排直屬上司作為他們的導師，主動向新員工分享經驗，及為其職業生涯及工作疑難提供寶貴意見。

B4 勞工準則

我們嚴格遵守與防止童工或強制勞工相關的法律法規，禁止集團及旗下所有子公司招聘未滿法定工作年齡的員工，並且絕不容許以非法行為或不道德的方法強逼員工工作，所有員工均須自願和依法與集團簽訂勞動合同，及必須持有有效的身份證明文件。員工一旦發現本集團在招聘及營運過程中存在僱用童工及強迫勞工等違規情況，可向我們舉報。

於2016年財政年度，本集團並未發現任何與防止兒童或強制勞工相關之法律及法規的重大違規事宜。

B5 供應鏈管理

於建造優質的房地產項目及提供具品質保證的跨境商品方面，本集團認為供應商(包括承包商、供應鏈服務商)扮演重要的角色。故此，集團非常重視供應商能否符合集團的質量、環保與社會責任方面的要求，並制定嚴謹的評審標準，針對供應商過往的項目經驗、專業知識、環保政策與措施、工傷意外記錄、有否使用童工及強逼勞工、社區參與等等各方面進行評估，並要求供應商需從獨立第三方機構獲取有關質量、環保與社會責任方面的認證，例如ISO9001、ISO14001、及其他國內外社會責任相關認證等等。

集團絕不容許於供應鏈管理中出現任何不合法與不道德的行為，並切實執行公平、公開的招標機制，包括邀請足夠數目的公司參與投標、分隔招標過程中的不同職務如物色供應商和評審標書等、確保招標文件之保密性和定期檢討招標機制，以減低因監控漏洞而產生的賄賂及舞弊風險，確保集團按照既定的評審標準而選出供應商。

Environmental, Social and Governance Report (continued)

環境、社會及管治報告(續)

In addition, the Group will conduct continuous monitoring on the construction conditions of suppliers, the products or services supplied by them, conduct appraisal on key performance indicators of suppliers and regularly review the list of suppliers and arranging field reviews. If there are failures, it will require suppliers conducting improvement immediately and even consider suspending the engagement with the supplier to ensure that all of the current suppliers of the Group meet our quality requirements and the criteria on social responsibilities.

B6 Product Responsibility

The Group devotes itself to improving the quality of the property projects under it. It continues strengthening the quality from design to projects, marketing, after-sale services and other processes to improve the operation efficiency of the company and the satisfaction of customers. The Group sets internal inspection systems based on the best quality standards of national and international projects and regularly updates and explains them to relevant employees. While negotiating with suppliers on contracts, we will require suppliers complying with such standards and include such standards in the clauses of relevant contracts. During the construction of projects, the Group has internal responsible institutes to regularly inspect the quality of projects based on such standards. For the main works of buildings, it will appoint professional third-party institutes to conduct regular inspections. All projects strictly comply with national legal requirements and are inspected and accepted by relevant governmental authorities to ensure that the projects meet the standards. Upon the delivery of properties, we will arrange special responsible groups to conduct inspection processes for potential proprietors and has established the customer services department responsible for handling the suggestions from customers during the sale and acceptance processes and will follow up in time to improve the satisfaction of customers.

In terms of marketing, the Group established relevant systems on the selling, pricing, positioning and other aspects and implemented the principle of integrity. It prohibits any untruthful statements in sales advertisements and brochures misleading consumers. In addition, the Group respects the privacy of customers. Any individual information collected during the sales process shall be stored and handled on a confidential basis. Unrelated persons are prohibited from having access to individual information about customers.

During the 2016 Financial Year, the Group has no significant matters in violation with any laws and regulations related to the quality of products and services.

另外，集團會對供應商的施工狀況、供應的貨品或服務持續進行監管，對供應商進行關鍵績效指標考核，及定期覆核供應商名單和安排現場審核，若有不合格的情況，會馬上要求供應商改善，甚至考慮停用該供應商，以確保所有集團選用的供應商均符合我們的質量要求及社會責任方面的標準。

B6 產品責任

本集團致力提高旗下房地產項目的質素，從設計到工程、營銷、售後服務等各环节持續強化質量水平，提升公司營運效率及客戶滿意度。集團根據國內和國際的工程最佳質量標準制定內部的檢測制度，並會定期更新及向相關員工進行講解。在與供應商洽談合同時，我們會明確要求供應商遵守該等標準並列入合同條款內。在項目建設過程中，集團內部設有專責機構定期按照該等標準檢測項目質量，而建築主體工程更會委託專業的第三方機構定期進行檢測。集團的所有項目均嚴格按照國內的法定要求，並由相關政府部門進行檢查和驗收，確保項目達標。在物業交收時，我們會安排專責小組為準業主進行驗樓程序，並設立客戶服務部，負責處理客戶在銷售和收樓過程中的意見，並及時跟進，以提高客戶的滿意度。

營銷方面，集團對銷售、定價、定位等方面建立了相關制度，並貫徹集團的誠信原則，嚴禁銷售廣告及售樓書有任何失實的陳述，誤導消費者。另外，集團尊重客戶的個人私隱，任何在銷售過程中收集的個人資料均會保密儲存和處理，嚴禁非相關人士接觸客戶的個人資料。

於2016年財政年度，本集團並未發現任何與產品及服務質量相關之法律及法規的重大違規事宜。

B7 Anti-corruption

The Group adheres to the corporate spirit of “efficiency, integrity and responsibility” and became the first non-public enterprise with a discipline inspection committee in Guangzhou in 2012. It actively promotes the corporate integrity cultural construction of the enterprise and adheres to the following policies:

- Strictly following the listing rules of the main board of The Stock Exchange of Hong Kong Limited, advancing standard and transparent management, paying taxes according to laws and ensuring legal governance and integrity operation of the enterprise.
- Highlighting the construction of the internal integrity mechanism of the enterprise, strictly implementing the “Ordinance on the Letters, Visits and Discipline Inspection Work the Discipline Inspection Committee of Aoyuan” combining economic activities, regulating the responsibilities of various working positions and the approval authorities of various positions and implementing the “integrity indicators” responsibility system to improve the integrity performance of the subsidiaries and employees under the regulation of the informationized system in a practical way.
- Raising the integrity awareness of the employees and conducting trainings on the history of the party, current politics, integrity education, laws, regulations and the prevention of risks. It explained the “eight major regulations of Aoyuan” to the employees and required the employees following professional ethics and performing their duties with a responsible and uncorrupted attitude so that employees can achieve individual value under the principles of integrity.
- Strictly preventing commercial bribes and prohibiting any bribery or other activities in violation of commercial ethics between employees and suppliers. It also included integrity clauses and reporting channels in contracts to restrict the suppliers.
- Actively establishing a joint mechanism on the prevention of commercial crimes with law enforcement agencies and through three defences, namely “Cultural anticorruption”, “Internal management and control” and “External joint defence”. It also advances the integrity cultural construction with the proprietors, suppliers, commercial partners and law enforcement agencies.

B7 反貪污

本集團秉承「高效、誠信、責任」的企業精神，並於2012年成為廣州市第一家成立紀律檢查委員會的非公營企業，以積極推進企業廉潔文化建設及堅守以下的方針：

- 嚴格按照香港交易所主版上市規則和國內各項法律法規，推行規範化和透明化管理，依法納稅，以及確保企業自身依法治理和誠信經營。
- 重視企業的廉潔內部機制建設，並與經濟活動相結合，嚴格推行《奧園紀委信訪舉報及紀檢監察工作條例》，規範各項工作崗位職責及各崗位的審批權限，並切實執行「廉潔指標」責任制，以完善的信息化系統監管旗下子公司及員工的廉潔表現。
- 提高員工的廉潔意識，於黨史、時政、廉政教育、法律法規、風險防範等方面進行相關培訓，及對員工嚴明「奧園八大軍規」，要求員工恪守職業道德，以負責任、廉潔的態度履行職務，致使員工在堅守廉潔的原則下實踐個人價值。
- 嚴格杜絕商業賄賂，禁止員工與供應商之間有任何行賄或違反商業道德的行為，並通過合同中加入廉潔條款和舉報渠道以約束供應商。
- 積極與執法機關建立關於防治商業罪案的聯動機制，並通過「文化防腐」、「內部管控」、「外部聯防」三道防線，與業主、供應商、商業夥伴、執法機關等推進廉潔文化建設。

Environmental, Social and Governance Report (continued)

環境、社會及管治報告(續)

The Group is highly recognized by the government and the society for its operation principles of credit and integrity and was named “Guangdong Province Enterprises of Observing Contract and Valuing Credit” by Guangzhou Administration for Industry and Commerce and Guangzhou Enterprise Credit Promotion Association for 17 consecutive years.

During the 2016 Financial Year, the Group has no significant matters in violation with any laws and regulations related to anti-corruption, blackmail, deception and anti-money laundering.

B8 Community Investment

While being devoted to providing the society with quality residential and commercial buildings, the Group never forgot actively performing the missions of an enterprise resident to return the society. It was awarded as “Outstanding Enterprises in China on Corporate Social Responsibility” by Xinhuanet.com. In 2016, Aoyuan Charity Foundation was established and registered through Bureau of Civil Affairs of Guangdong Municipality to provide further supports to the development of local education, sports, poverty alleviation, charity and other public welfare careers.

During the financial year, the Group focused on the health and education of youngsters, including being concerned about the entrepreneurship and employment of university graduates and holding the “Super New Generation”—the first talents and entrepreneurship competition of university students in Guangdong and providing practical platforms for students moving from universities to the society.

In addition, the Group also held the “Aoyuan Dream Building 2016” charitable activities. The program aims at facilitating all-rounded and balanced development of teenagers through promoting sports, reading, art and social services. Meanwhile, the Group called for more supports from the society to the balanced development of youngsters, child in mountainous areas in particular. The “Aoyuan Dream Building 2016” charitable activities include:

- Aoyuan, in collaboration with the charity organization Lions Clubs, donated a batch of sports equipment, including table tennis tables, fixed basketball stands, badminton nets and stands, and horizontal and parallel bars to four primary schools in mountainous areas of Yunfu, Guangdong. The activity aims at upgrading the sports facilities of schools in remote areas and spreading Aoyuan’s branding philosophy of “Building a Healthy Lifestyle”.

我們堅持誠信、廉潔的企業營運原則受到政府和社會各界高度認可，更連續17年榮獲廣州市工商行政管理局、廣州企業信用促進會頒發的「廣東省守合同重信用企業」殊榮。

於2016年財政年度，本集團並無發現與防止賄賂、勒索、欺詐及洗黑錢有關之法律及法規的重大違規事宜。

B8 社區投資

本集團在致力為社會提供優質的住宅及商廈的同時，仍不忘積極履行企業公民的使命回饋社會，曾榮獲新華網頒發的「社會責任傑出企業」獎項。集團於2016年經廣東省社會組織管理局核名成立奧園慈善基金會，更進一步支持地方教育、體育、扶貧、慈善等公益事業的發展。

於本財政年度，集團將目光聚焦到青少年的健康與教育發展上，包括關注大學生創業與就業，並舉行「超級新生代」廣東大學生首屆才創大賽，為大學生搭建從學校到社會的實踐平台。

另外，集團亦舉辦2016奧園「築」夢系列活動，積極推廣青少年體育運動、圖書閱讀、藝術薰陶、社會實踐等，從而促進他們的全人發展。同時，集團藉此呼籲社會在青少年的全人發展方面給予更多的支持，尤其是對山區兒童的幫助。2016奧園「築」夢系列活動包括：

- 連同民間公益組織廣東獅子會，向廣東雲浮市四所偏遠山區小學捐贈一批運動器材，包括乒乓球檯、籃球架、羽毛球架、單雙杠等，旨在改善山區校園的體育設施，傳播集團「構築健康生活」的企業理念。

Environmental, Social and Governance Report (continued)

環境、社會及管治報告(續)

- Aoyuan made donation to the “5A Guiding Program” of Jinan University in Guangzhou to support outstanding students gaining practical experience. It will allow students to implement their theoretical knowledge into practical working.
- Aoyuan actively launched the poverty alleviation charity project of “Double Tens, Double Hundreds”, which targets to support 10 villages, 10 schools, 100 families and 100 students every year. It helped Leizhou, Yingde, Jiaoling, Wuhua, Yangchun, Ningdu, Lianjiang, Tibet and other areas. It established health stations in poor rural areas, provided stationery and sporting items and electronic products to schools in need, issued subsidies to students in need and condolence payments to poor families to improve the education, medical treatment and living environment in poor areas.
- Aoyuan donated 10,000 books to six primary schools in mountainous areas of Shaoguan, Guangdong and held art education activities there in collaboration with the charity organization Guangdong Lions Club. Teachers from Guangzhou Arts School were invited to be guides for and cooperate with members of volunteer families and local art enthusiasts in painting the campus art wall so as to foster the interest of youngsters in art.
- 與廣州市暨南大學簽訂合作協議，捐資予暨南大學的「5A卓越引領計劃」優秀學生社會實踐項目，使學生有機會將所學的理论知識應用於實際工作。
- 集團積極開展「雙十雙百」活動，每年扶助10個貧困村、10所貧困學校、100戶貧困家庭和100名貧困學生，並已先後幫助雷州、英德、蕉嶺、五華、陽春、寧都、廉江、西藏等地區，如為貧困鄉村建設衛生站、為貧困學校送上文體用品和電子產品、向貧困學生頒發助學金、向貧困家庭送上慰問金等等，改善貧困地區的教育、醫療、生活環境。
- 集團與廣東獅子會合作，於粵北重鎮韶關為山區6所小學捐助1萬冊圖書，並在當地舉辦藝術教育活動，邀請廣州專業藝術學校老師擔當指導，與志願者家庭成員、當地熱愛美術的學生傾力合作繪畫一幅校園藝術牆，借此培養青少年的藝術素質。

Besides the health, education and development of youngsters, we never forget the construction of community culture. The Panyu Community Party Committee of the Group devotes itself to improve the sense of belonging of citizens to this community. For example, it held five major activities, namely the Aged Day, the Neighbourhood's Day, the Children's Day, the Volunteers' Day and the Cultural and Art Festival. The Panyu Community was awarded as “Demonstration Community”, “Happy Community” and “Harmonious Community”. In addition, the Group holds various cultural activities, including public welfare, harmonious communities and sports activities, at all communities every month. For example, it held “activities caring the empty-nester and facilitating residents at communities”, the sports meeting of proprietors and green lectures on “rational garbage classification and enjoy low-carbon life”. It also held theme activities on significant festivals, such as the big get-together “celebrating the Mid-Autumn Day and Embracing the National Day” and the New Year gala, to enrich the community life.

除了青少年的健康與教育發展外，我們亦不忘社區文化建設。集團的番禺社區黨委致力提升市民對該社區的歸屬感，例如打造長者節、鄰里節、兒童節、義工節、文化藝術節等五大活動，而番禺社區曾多次被評選為「示範社區」、「幸福社區」、「和諧社區」等。此外，集團每月於各社區組織舉辦豐富的文化活動，活動涵蓋公益、和諧社區、體育活動等眾多方面，例如「關愛空巢老人及社區便民活動」、業主運動會、「合理分類垃圾、享受低碳生活」綠色講座等，而每逢重大節日，更會舉辦主題活動，例如「齊賀中秋、喜迎國慶」大聯歡、喜迎元旦文藝晚會等，以此豐富社區生活。

Report of the Directors

董事報告

The board of directors (the “Board” or the “Directors”) of China Aoyuan Property Group Limited (the “Company”) and its subsidiaries (collectively, the “Group”) herein present their report and the audited consolidated financial statements of the Group for the year ended 31 December 2016.

PRINCIPAL ACTIVITIES

The principal activities of the Company is investment holding. The activities of its principal subsidiaries are set out in note 50 to the consolidated financial statements.

RESULTS AND DIVIDENDS

The Group’s results for the year ended 31 December 2016 are set out in the consolidated statement of profit or loss and other comprehensive income on page 127.

The Directors recommended the payment of a final dividend of RMB9.7 cents (2015: RMB8.8 cents) per ordinary share (“Proposed Final Dividend”) and a special dividend of RMB5.3 cents (2015: RMB1.8 cents in respect of the interim results for the six months ended 30 June 2015) per ordinary share (“Proposed Special Dividend”) to shareholders of the Company for the year ended 31 December 2016 (collectively, the “Proposed Dividends”). The Proposed Dividends will be paid to shareholders whose names appear on the register of members of the Company on Wednesday, 7 June 2017, of which the aggregate amounts of the Proposed Final Dividend and the Proposed Special Dividend are approximately RMB259,142,421 and RMB141,593,281 respectively, if the Proposal Final Dividend and the Proposed Special Dividend are approved by the shareholders of the Company at the forthcoming annual general meeting (“2017 AGM”).

BUSINESS REVIEW

In accordance with Schedule 5 of the Companies Ordinance of Hong Kong, a fair review of the Group’s business during the year, a discussion on the prospect of the Group’s future business development, a description of the principal risks and uncertainties that the Group may be facing are provided in the Chairman’s Statement on pages 12 to 15 and the Management Discussion and Analysis on pages 17 to 32 of this Annual Report.

中國奧園地產集團股份有限公司(「本公司」)及其附屬公司(統稱「本集團」)董事會(「董事會」或「董事」)謹此提呈其報告及本集團截至二零一六年十二月三十一日止年度之經審核綜合財務報表。

主要業務

本公司主要業務為投資控股。其主要附屬公司的業務載於綜合財務報表附註50。

業績及股息

本集團截至二零一六年十二月三十一日止年度之業績載於第127頁綜合損益及其他全面收益表。

董事建議向本公司股東派發截至二零一六年十二月三十一日止年度每股普通股人民幣9.7分(二零一五年：人民幣8.8分)之末期股息(「擬定末期股息」)及每股普通股人民幣5.3分(二零一五年：就截至二零一五年六月三十日止六個月之中期業績宣派人民幣1.8分)之特別股息(「擬定特別股息」)(統稱「擬定股息」)。倘擬定末期股息及擬定特別股息於應屆股東週年大會(「二零一七年股東週年大會」)上獲得本公司股東批准，擬定股息將向於二零一七年六月七日(星期三)名列本公司股東名冊的股東派發，擬定末期股息及擬定特別股息之總額分別約為人民幣259,142,421元及人民幣141,593,281元。

業務回顧

根據香港公司條例附表5，於本年報第12至15頁主席報告及第17至32頁管理層討論與分析內，提供對本集團於年內業務進行的公平審查、關於本集團未來業務發展前景的討論以及對本集團可能面臨的主要風險及不明朗因素的描述。

Report of the Directors (continued)

董事報告(續)

The financial risk management objectives and policies of the Group are shown in note 40 to the consolidated financial statements. The particulars of significant events affecting the Group that have occurred subsequent to the reporting date are set out in note 51 to the consolidated financial statements.

An analysis of the Group's performance during the year using financial key performance indicators is provided in the Chairman's Statement on pages 12 to 15, Financial Highlights on pages 6 to 7 and Five Years Financial Summary on page 320 of this Annual Report.

Environmental Policies and Performance

As a socially responsible corporation, the Group has endeavoured to strictly comply with laws and regulations regarding environmental protection and the Group has adopted the ecotechnology to ensure our project output meets the standards and ethics in respect of environmental protection.

The Company recognizes the importance of environmental protection. The Company is committed to providing an eco-friendly energy environment for our staff and has developed energy conservation and carbon reduction policy so as to minimize negative environmental impacts.

Details of the Group's environmental policies are contained in the section headed "Environmental, Social and Governance Report" on pages 86 to 94 of this Annual Report.

Compliance with Laws and Regulations

During the financial year, as far as the Company is aware, there was no material breach of or non-compliance with applicable laws and regulations by our Group that has a significant impact on the business and operations of the Group.

Relationship with Stakeholders

We fully understand that employees, customers and suppliers and other (together "stakeholders") are the key to our sustainable and stable development. We are committed to maintaining a good relationship with our stakeholders so as to ensure our continuing development.

本集團的財務風險管理目標及政策於綜合財務報表附註40列示。於報告日期後，已發生並對本集團造成影響的重大事件之詳情，載於綜合財務報表附註51。

本集團年內表現分析(應用金融關鍵表現指標)載於本年報第12至15頁主席報告、第6至7頁財務摘要及第320頁五年財務概要。

環境政策及表現

作為一間負有社會責任的公司，本集團已盡力嚴格遵守有關環境保護的法律法規，且本集團已採取生態技術以確保其項目輸出符合與環境保護有關的標準及道德規範。

本公司明白保護環境的重要性。本公司承諾為員工提供一個環保節能的工作環境及制定節能減碳政策，以降低對環境的負面影響。

本集團之環境政策詳情載於本年報第86至94頁的「環境、社會及管治報告」一節內。

遵守法律及法規

於財政年度內，就本公司所知，本集團概無重大違反或不遵守對本集團業務及營運有重大影響的適用法律法規。

與利益相關者的關係

本公司充分明白，對於本公司的可持續穩定發展而言，僱員、客戶及供應商以及其他人士(統稱「利益相關者」)極其重要。本公司致力與其利益相關者保持良好關係以確保本公司可持續發展。

The Group regarded our staff as the most valuable assets of the Company. The Group is providing a fair and harmonious workplace where individuals with diverse cultural backgrounds are treated equally. We offer a reasonable remuneration package and fair opportunities for career advancement based on employees' performance. The Group also provides our staff with different trainings, including on-the-job training and training courses provided by professional organisations in order to enhance our staffs' career progression.

The Group believes that our vendors (including contractors) are equally important in building high-quality property projects. We proactively communicate with our vendors to ensure they are committed to delivering high-quality and sustainable output.

FIVE YEARS FINANCIAL SUMMARY

A summary of the results and assets and liabilities of the Group for each of the last five financial years is set out in the Five Years Financial Summary on page 320 of this Annual Report. This summary does not form part of the audited consolidated financial statements.

PROPERTY, PLANT AND EQUIPMENT

Details of movements in the property, plant and equipment of the Group during the year are set out in note 14 to the consolidated financial statements.

EQUITY-LINKED AGREEMENTS

Save for the Share Option Scheme as set out below, no equity-linked agreements were entered into by the Group, or existed during the year ended 31 December 2016.

SHARE CAPITAL

Details of the movements in the Company's share capital during the year are set out in note 38 to the consolidated financial statements.

PRE-EMPTIVE RIGHTS

There are no provisions for pre-emptive rights under the Company's Articles of Association or the Companies Law of the Cayman Islands which would oblige the Company to offer new shares on a pro-rata basis to existing shareholders.

本集團將其員工視為本公司最為寶貴的資產。本集團提供公平和諧的工作場所，具有不同文化背景的人士在此受到平等對待。本集團根據僱員的表現提供合理的薪酬待遇及公平的職業發展機會。本集團亦為其僱員提供不同培訓(包括在職培訓及由專業機構提供的培訓課程)，以增加其員工的職業發展。

本集團認為，本公司供應商(包括承包商)對於建造優質物業項目同等重要。本公司積極與其供應商溝通以確保供應商致力於持續提供優質產品。

五年財務概要

本集團於過往五個財政年度各年之業績以及資產及負債概要載於本年報第320頁五年財務概要內。該概要並不構成經審核綜合財務報表之一部分。

物業、廠房及設備

年內本集團物業、廠房及設備變動詳情載於綜合財務報表附註14。

股票掛鉤協議

除下文所述的購股權計劃外，於截至二零一六年十二月三十一日止年度，本集團並無訂立亦不存在任何股票掛鉤協議。

股本

年內本公司股本變動詳情載於綜合財務報表附註38。

優先購股權

本公司之組織章程細則或開曼群島公司法均無載有本公司須按比例向現有股東發售新股份之優先購股權規定。

Report of the Directors (continued)

董事報告(續)

PURCHASE, REDEMPTION OR SALE OF LISTED SECURITIES OF THE COMPANY

On 23 November 2015 and 11 February 2016, the Company redeemed an aggregate principal amount of US\$225,000,000 ("Notes"), representing all its outstanding senior notes due 2017 at the redemption price equal to 106.93750% of the principal amount plus accrued and unpaid interest.

All the redeemed Notes had been delisted from The Stock Exchange of Hong Kong Limited (the "Stock Exchange").

During the year ended 31 December 2016, the Company repurchased a total of 112,274,000 shares of the Company on the Stock Exchange for enhancing net asset value and earnings per share of the Company. All the repurchased shares were cancelled. Details of the repurchases of shares are as follows:

Month 月份	Number of shares repurchased 購回股份的數目	Purchase consideration per share 每股購買代價		Aggregate consideration paid
		Highest 最高 HK\$ 港元	Lowest 最低 HK\$ 港元	(before expenses) (除開支前) HK\$ 港元
May 五月	48,475,000	1.70	1.54	79,362,088
June 六月	34,483,000	1.70	1.50	56,085,560
August 八月	8,486,000	1.79	1.71	14,851,980
September 九月	8,305,000	1.86	1.75	15,099,640
October 十月	10,523,000	1.87	1.76	19,125,840
November 十一月	2,002,000	1.86	1.82	3,696,560
	<u>112,274,000</u>			<u>188,221,668</u>

Save as disclosed above, during the year ended 31 December 2016, neither the Company nor any of its subsidiaries had purchased, sold or redeemed any of the Company's listed securities.

購買、贖回或出售本公司上市證券

於二零一五年十一月二十三日及二零一六年二月十一日，本公司按相等於本金額之106.93750%另加應計未付利息的贖回價贖回本金總額225,000,000美元，相當於其全部於二零一七年到期優先票據(「票據」)。

所有已贖回票據已從香港聯合交易所有限公司(「聯交所」)除牌。

於截至二零一六年十二月三十一日止年度，本公司於聯交所購回合共112,274,000股本公司股份，以提高本公司每股資產淨值及盈利。該等購回股份已被註銷。有關購回股份之詳情如下：

除於上文披露外，於截至二零一六年十二月三十一日止年度，本公司或其任何附屬公司概無購買、出售或贖回本公司任何上市證券。

RESERVES

Details of movements in the reserves of the Company and the Group during the year are set out in note 52 to the consolidated financial statements of this Annual Report.

MAJOR CUSTOMERS AND SUPPLIERS

During the year, sales to the Group's five largest customers accounted for less than 30% of the total sales of the Group for the year. Purchases from five largest suppliers accounted for less than 30% of the Group's total purchases for the year.

BANK AND OTHER BORROWINGS

Details of the bank and other borrowings of the Group as at 31 December 2016 are set out in note 34 to the consolidated financial statements of this Annual Report.

SENIOR NOTES AND BONDS

Details of senior notes and corporate bonds of the Company are set out in note 37 to the consolidated financial statements and in the announcements dated 8 November 2012, 15 November 2012, 21 January 2013, 22 January 2013, 10 January 2014, 1 April 2015, 18 May 2015, 25 November 2015, 5 February 2016, 15 February 2016, 23 February 2016, 18 April 2016, 31 May 2016 and 14 October 2016 respectively.

On 31 May 2016, the Company redeemed an aggregate principal amount of US\$100,000,000, representing all its outstanding 9.25% senior notes due 2018 at the redemption price equal to 102.95% of the principal amount plus all accrued and unpaid interest.

儲備

有關本公司及本集團的儲備於年內之變動詳情，載於本年報綜合財務報表附註52。

主要客戶及供應商

本年度，本集團五大客戶的銷售額佔本集團年內總銷售額少於30%。本集團五大供應商採購的金額佔本集團年內總採購額少於30%。

銀行及其他借款

有關本集團於二零一六年十二月三十一日之銀行及其他借款詳情，載於本年報綜合財務報表附註34。

優先票據及債券

有關本公司優先票據及公司債券的詳情載於綜合財務報表附註37及分別於二零一二年十一月八日、二零一二年十一月十五日、二零一三年一月二十一日、二零一三年一月二十二日、二零一四年一月十日、二零一五年四月一日、二零一五年五月十八日、二零一五年十一月二十五日、二零一六年二月五日、二零一六年二月十五日、二零一六年二月二十三日、二零一六年四月十八日、二零一六年五月三十一日及二零一六年十月十四日刊發的公告。

於二零一六年五月三十一日，本公司按相等於本金額之102.95%另加所有應計及未付利息的贖回價贖回本金總額100,000,000美元，相當於其全部於二零一八年到期9.25%優先票據。

CORPORATE GOVERNANCE

The Company is committed to maintaining a high standard of corporate governance practices.

Information on the corporate governance practices adopted by the Company is set out in the Corporate Governance Report on pages 66 to 85.

CLOSURE OF REGISTER OF MEMBERS

The register of members of the Company will be closed during the following periods:

- (i) from Tuesday, 23 May 2017 to Friday, 26 May 2017, both days inclusive, for the purpose of ascertaining shareholders' entitlement to attend and vote at the 2017 AGM which is scheduled on Friday, 26 May 2017, the register of members of the Company will be closed. In order to be eligible to attend and vote at the 2017 AGM, all transfer documents accompanied by the relevant share certificates must be lodged for registration with the Company's branch share registrar and transfer office in Hong Kong, Computershare Hong Kong Investor Services Limited at Shops 1712-1716, 17th Floor, Hopewell Centre, 183 Queen's Road East, Wanchai, Hong Kong, no later than 4:30 p.m. on Monday, 22 May 2017; and
- (ii) from Monday, 5 June 2017 to Wednesday, 7 June 2017, both days inclusive, for the purpose of ascertaining shareholders' entitlement to the Proposed Dividends, the register of members of the Company will be closed. In order to establish entitlements to the Proposed Dividends, all transfer documents accompanied by the relevant share certificates must be lodged for registration with the Company's branch share registrar and transfer office in Hong Kong, Computershare Hong Kong Investor Services Limited at Shops 1712-1716, 17th Floor, Hopewell Centre, 183 Queen's Road East, Wanchai, Hong Kong, no later than 4:30 p.m. on Friday, 2 June 2017.

During the periods mentioned in sub-paragraphs (i) and (ii) above, no transfers of shares will be registered.

企業管治

本公司致力於維持高標準之企業管治常規。

有關本集團所採納企業管治常規的資料載於第66至85頁企業管治報告。

暫停辦理股份過戶登記手續

本公司將於下列日期暫停辦理股份過戶登記手續：

- (i) 為確定股東出席謹訂於二零一七年五月二十六日(星期五)舉行之二零一七年股東週年大會及於會上投票之權利，自二零一七年五月二十三日(星期二)起至二零一七年五月二十六日(星期五)止期間(包括首尾兩天)暫停辦理股份過戶。為符合資格出席二零一七年股東週年大會及於會上投票，所有過戶文件連同相關股票須於二零一七年五月二十二日(星期一)下午四時三十分前交予本公司於香港之股份過戶登記分處，即香港中央證券登記有限公司，地址為香港灣仔皇后大道東183號合和中心17樓1712至1716號舖；及
- (ii) 為確定股東獲派發擬定股息之權利，自二零一七年六月五日(星期一)起至二零一七年六月七日(星期三)止期間(包括首尾兩天)暫停辦理股份過戶。為享有獲派發擬定股息之權利，所有過戶文件連同相關股票須於二零一七年六月二日(星期五)下午四時三十分前交予本公司於香港之股份過戶登記分處，即香港中央證券登記有限公司，地址為香港灣仔皇后大道東183號合和中心17樓1712至1716號舖。

於上述第(i)和(ii)分段中提及之時期內，暫停辦理股份過戶登記。

UPDATE ON DIRECTORS INFORMATION UNDER RULE 13.51B OF THE LISTING RULES

Pursuant to Rule 13.51B of the Rules Governing the Listing of Securities on the Stock Exchange (“Listing Rules”), changes in the information of Directors required to be disclosed in this report are as follows:

- (1) Mr. Yang Zhong’s has been re-designated from executive director to non-executive director of the Company for a term of one year with effect from 5 February 2016 and was entitled to an emolument of HKD260,000.00 per annum, and his term of office has subsequently been extended to 4 February 2018.
- (2) The Company ensures that the remuneration of its senior management and directors are commensurate with their duties and responsibilities held with reference to the remuneration benchmarks in the industry and prevailing market conditions. In relation thereto, the Board of the Company had approved, effective from 1 September 2016, (i) the remuneration increment of 5% from current remuneration for executive directors (namely Mr. Guo Zi Wen, Mr. Guo Zi Ning, Ms. Zhong Ping and Mr. Ma Jun), and 15% from current remuneration for non-executive director (namely Mr. Yang Zhong); and (ii) the director’s fee increment of 15% from current fee for independence non-executive directors (namely Mr. Tsui King Fai, Mr. Cheung Kwok Keung and Mr. Hu Jiang).

根據上市規則第13.51B條更新董事資料

根據聯交所證券上市規則(「上市規則」)第13.51B條須於本報告內予以披露的董事資料變更如下：

- (1) 楊忠先生由本公司執行董事調任非執行董事，自二零一六年二月五日起為期一年，并享有酬金每年260,000.00港元，及其任期其後已延長至二零一八年二月四日。
- (2) 本公司確保高級管理層及董事之薪酬乃經參考業內薪酬水平標準及現行市場情況後根據彼等之責任及職務釐定。本公司董事會已就此批准，自二零一六年九月一日起，(i)執行董事(即郭梓文先生、郭梓寧先生、鍾平女士及馬軍先生)之目前薪酬增加5%，及非執行董事(即楊忠先生)之目前薪酬增加15%；及(ii)獨立非執行董事(即徐景輝先生、張國強先生及胡江先生)之目前董事袍金增加15%。

Report of the Directors (continued)

董事報告(續)

DIRECTORS

The Directors of the Company during the year and up to the date of this report were:

Executive Director

Mr. Guo Zi Wen (*chairman*)

Mr. Guo Zi Ning (*vice chairman and chief executive officer*)

Ms. Zhong Ping (*chief financial officer*)

Mr. Ma Jun (*chief operating officer*)

Non-Executive Director

Mr. Yang Zhong (re-designated from executive director to non-executive director on 5 February 2016)

Independent Non-Executive Directors

Mr. Tsui King Fai

Mr. Cheung Kwok Keung

Mr. Hu Jiang

According to the Articles of Association of the Company, at each annual general meeting one-third of the Directors for the time being (or, if their number is not a multiple of three (3), the number nearest to but not less than one-third) shall retire from office by rotation provided that every Director shall be subject to retirement at an annual general meeting at least once every three years.

In accordance with Article 87 of the Articles of Association, Mr. Guo Zi Wen, Mr. Yang Zhong and Mr. Tsui King Fai shall retire at the 2017 AGM. Mr. Yang Zhong has informed the Board that he will not stand for re-election due to his other personal commitments which require more of his time and accordingly will retire as non-executive Director after the conclusion of the 2017 AGM. Save for Mr. Yang Zhong, the other retiring Directors, being eligible, will offer themselves for re-election at the 2017 AGM. Their proposed re-election will be considered by separate resolutions.

Mr. Yang Zhong confirmed that he had no disagreement with the Board. The Board and he confirmed that there was no matter regarding his retirement that needed to be brought to the attention of the shareholders of the Company.

董事

本年度及至本報告日期止本公司董事如下：

執行董事

郭梓文先生(主席)

郭梓寧先生(副主席及行政總裁)

鍾平女士(首席財務官)

馬軍先生(營運總裁)

非執行董事

楊忠先生(於二零一六年二月五日
由執行董事調任非執行董事)

獨立非執行董事

徐景輝先生

張國強先生

胡江先生

根據本公司組織章程細則，在每屆股東週年大會上，當時之董事當中三分之一(或倘董事人數並非三(3)的整數倍數，最接近但不少於三分之一的人數)須輪值退任，惟每一名董事均須至少三年一次在股東週年大會上退任。

根據組織章程細則第87條細則，郭梓文先生、楊忠先生及徐景輝先生將於二零一七年股東週年大會上退任。楊忠先生已通知董事會彼因其他個人事務需要投入更多時間而決定將不再參與膺選連任，並於二零一七年股東週年大會完結後輪值退任非執行董事。除了楊忠先生，其他退任董事皆符合資格，並願意於二零一七年股東週年大會上膺選連任。彼等之重選建議將以獨立的決議案提呈。

楊忠先生確認，彼與董事會並無意見分歧。董事會及彼確認，並無有關其退任之事宜須提請本公司股東垂注。

The Company has received annual confirmations of independence from all independent Non-Executive Directors, and still considers them to be independent as at the date of this report.

BIOGRAPHICAL DETAILS OF DIRECTORS

Biographical details of the existing Directors of the Company are set out on pages 33 to 41 of this Annual Report.

DIRECTORS AND OFFICERS LIABILITY INSURANCE

Promoting good corporate governance and managing enterprise-wide risk is a priority of the Company. The Company convinced that corporate governance and Directors and Officers Liability Insurance (the "D&O Insurance") complement each other. The Company has arranged appropriate D&O Insurance coverage on Directors' and officers' liabilities in respect of legal actions against directors and senior management arising out from corporate activities. The D&O Insurance will be reviewed and renewed annually.

DIRECTORS' SERVICE CONTRACTS

Each of the existing executive Directors has been appointed for a term of three years subject to the provision of retirement and rotation of directors under the Articles of Association of the Company.

Each of the existing non-executive Directors has been appointed for a term of one year subject to the provision of retirement and rotation of directors under the Articles of Association of the Company.

Each of the independent non-executive Directors has been appointed for a term of one year at an annual remuneration set out in their appointment letters and other discretionary bonuses as may be determined by the Board according to the recommendation of the Remuneration Committee of the Company subject to the provision of retirement and rotation of Directors under the Articles of Association.

Save as disclosed above, no other Directors have entered into service agreements with the Company which are not determined by the Company within one year without payment of compensation, other than statutory compensation.

本公司已收到全體獨立非執行董事發出之年度獨立性確認書，於本報告日期仍視彼等為獨立人士。

董事履歷詳情

本公司現任董事的履歷詳情載於本年報第33至41頁。

董事及高級職員責任保險

促進良好的企業管治及管理整個企業的風險為本公司的一項工作重點。本公司相信，企業管治與董事及高級職員責任保險（「董事及高級職員保險」）乃相輔相成。對於因公司活動而引致的針對董事及高級管理人員的法律訴訟，本公司已就董事及高級職員的責任安排適當的董事及高級職員保險保障。董事及高級職員保險每年均會進行審查並續新。

董事服務合約

各現任執行董事均已獲委以三年任期，惟須遵守本公司組織章程細則之董事退任及輪值退任條文。

各現任非執行董事均已獲委以一年任期，惟須遵守本公司組織章程細則之董事退任及輪值退任條文。

各獨立非執行董事均已獲委以一年任期，年度薪酬載於其委任函內，且董事會根據本公司薪酬委員會的推薦建議可能酌情釐定其他酌情花紅，惟須遵守組織章程細則之董事退任及輪值退任條文。

除於上文披露外，概無任何其他董事與本公司訂有本公司未支付賠償（法定賠償除外）即不可於一年內終止的服務合約。

DIRECTORS' INTERESTS IN CONTRACTS

Other than as disclosed in note 11 to the consolidated financial statements, no transactions, arrangements and contracts of significance, to which the Company, its subsidiaries or fellow subsidiaries, was a party and in which a Director of the Company had a material interest, whether directly or indirectly, subsisted at the end of the year or at any time during the year.

There is no transactions, arrangements and contract of significance to the business of the Group between the Company, or any of its subsidiaries, or a controlling shareholder or any of its subsidiaries during the year. During the year, no transactions, arrangements and contract of significance for the provision of services to the Group by a controlling shareholder or any of its subsidiaries was made.

MANAGEMENT CONTRACT

No contracts concerning the management and administration of the whole or any substantial part of the business of the Company were entered into or existed during the year.

PERMITTED INDEMNITY PROVISION

During the year under review and up to the date of this report, the Company's Articles of Association provide that the Directors shall be indemnified and secured harmless out of the assets and profits of the Company from and against all actions, costs, charges, losses, damages and expenses which they shall or may incur or sustain by or by reason of any act done, concurred in or omitted in or about the execution of their duty in their respective offices, provided that this indemnity shall not extend to any matter in respect of any fraud or dishonesty which may attach to any Director.

During the year under review and up to the date of this report, the Company has taken out and maintained appropriate insurance to protect the Directors against potential costs and liabilities arising from claims brought against the Directors.

董事於合約中擁有的權益

除於綜合財務報表附註11內所披露外，本公司、其附屬公司或同系附屬公司概無訂立任何於年終或年內任何時間仍然生效而本公司董事直接或間接擁有重大權益之重大交易、安排及合約。

年內，本公司或其任何附屬公司、或控股股東或其任何附屬公司概無訂立對本集團業務而言屬重大之交易、安排及合約。年內，控股股東或其任何附屬公司概無就向本集團提供服務訂立重大交易、安排及合約。

管理合約

本年度並無訂立或存在有關本公司全部或任何主要業務部分之管理及行政之合約。

已獲批准之彌償保證條文

於回顧年度內及直至本報告日期，本公司之組織章程細則規定，董事可從本公司的資產及利潤獲得彌償，董事就其各自職務而執行職責時因所作出、發生的作為或不作為而理應或可能招致或蒙受的所有訴訟、費用、收費、損失、損害及開支，可獲確保免就此受任何損害，惟本彌償保證不得延伸至任何與董事欺詐或不忠誠有關的事宜。

於回顧年度及直至本報告日期，本公司已設有及投購適當保險，以保障董事免受向其索償所產生之任何潛在費用及債務影響。

DIRECTORS' AND CHIEF EXECUTIVES' INTERESTS AND SHORT POSITIONS IN SHARES AND UNDERLYING SHARES

As at 31 December 2016, the interests or short positions of the directors of the Company in the shares and underlying shares of the Company or any of its associated corporations (within the meaning of Part XV of the Securities and Futures Ordinance ("SFO")) which were to be notified to the Company and the Stock Exchange pursuant to Divisions 7 and 8 of Part XV of the SFO (including interests and short positions which they were taken or deemed to have under such provisions of the SFO) or which were required, pursuant to section 352 of the SFO, to be entered in the register referred to therein or which were required, pursuant to the Model Code for Securities Transactions by Directors of Listed Issuers ("Model Code") of the Listing Rules were as follows:

Long position in shares and underlying shares under equity derivatives of the Company:

董事及主要行政人員於股份及相關股份中擁有的權益及淡倉

於二零一六年十二月三十一日，本公司董事於本公司或其任何相聯法團(定義見證券及期貨條例(「證券及期貨條例」)第XV部)的股份及相關股份中擁有的根據證券及期貨條例第XV部第7及8分部須知會本公司及聯交所的權益或淡倉(包括彼等根據證券及期貨條例相關條文被當作或視為擁有的權益及淡倉)，或根據證券及期貨條例第352條須記錄於該條所指的登記冊內的權益或淡倉，或根據上市規則內上市發行人董事進行證券交易的標準守則(「標準守則」)須的權益或淡倉如下：

於本公司股份及股本衍生工具相關股份中擁有的好倉：

Name of director	Personal interest	Corporate interest	Number of underlying shares held under equity derivatives (note i) 根據股本衍生工具持有的相關股份數目 (附註i)	Total	Percentage
董事姓名	個人權益	法團權益		總計	百分比
Mr. Guo Zi Wen	郭梓文先生	–	1,392,201,062 (note 附註ii)	1,392,201,062	52.11%
Mr. Yang Zhong	楊忠先生	1,650,000	–	1,650,000	0.062%
Ms. Zhong Ping	鍾平女士	50,000	–	50,000	0.002%
Mr. Guo Zi Ning (note iii)	郭梓寧先生(附註iii)	–	–	–	–

Notes:

- The interests in the underlying shares represented share options granted by the Company to these directors as beneficial owners, the details of which are set out in the section below headed "SHARE OPTION SCHEME" if any.
- These 1,392,201,062 ordinary shares are registered in the name of Ace Rise Profits Limited. Ace Rise Profits Limited is owned as to 90% by Joy Pacific Group Limited (which in turn is wholly owned by Sturgeon Limited) and as to 10% by Hopka Investments Limited. Sturgeon Limited is wholly owned by Asia Square Holdings Ltd., as nominee and trustee for J. Safra Sarasin Trust Company (Singapore) Ltd. as the trustee holding such interests on trust for the beneficiaries of The Golden Jade Trust. The Golden Jade Trust is a discretionary family trust established under the laws and regulations of Singapore. The settlors of The Golden Jade Trust are Mr. Guo Zi Wen and Ms. Jiang Miner.

附註：

- 於相關股份中擁有的權益指本公司授予該等董事(作為實益擁有人)的購股權，詳情載於下文「購股權計劃」一節(如有)。
- 該等1,392,201,062股普通股以Ace Rise Profits Limited之名義登記。Ace Rise Profits Limited由Joy Pacific Group Limited(由Sturgeon Limited全資持有)及合嘉投資有限公司分別持有90%及10%權益；而Sturgeon Limited則由Asia Square Holdings Ltd.全資持有，彼等乃J. Safra Sarasin Trust Company (Singapore) Ltd.之代名人及受託人，以受託人身份為The Golden Jade Trust的受益人持有信託權益。The Golden Jade Trust為根據新加坡法律及法規設立之全權家庭信託。The Golden Jade Trust之財產授予人為郭梓文先生及江敏兒女士。

Report of the Directors (continued)

董事報告(續)

iii. Since April 2013, upon completion of a share transfer, Ace Rise Profits Limited is owned as to 90% by Joy Pacific Group Limited (which in turn is wholly owned by Sturgeon Limited) and as to 10% by Hopka Investments Limited, a company wholly owned by Ms. Su Chaomei who is the wife of Mr. Guo Zi Ning, a director of the Company. As a result, Mr. Guo Zi Ning has a deemed effective interest of about 5.2% of the shares of the Company. Since Ace Rise Profits Limited is not a controlled corporation of Mr. Guo Zi Ning or Ms. Su Chaomei under the SFO, no notice has been filed under the SFO by Mr. Guo Zi Ning in respect his deemed interest in Ace Rise Profits Limited.

Save as disclosed above, none of the Directors or chief executives of the Company had or was deemed to have any interests or short positions in the shares, underlying shares or debentures of the Company or any of its associated corporations as recorded in the register which were required to be kept by the Company under section 352 of the SFO or as otherwise notified to the Company and the Stock Exchange pursuant to the Model Code.

DIRECTORS' RIGHTS TO ACQUIRE SHARES OR DEBENTURES

Save as disclosed under the Share Option Scheme, none of the Directors of the Company or their spouses or children under the age of 18, had been granted any right to subscribe for the equity or debt securities of the Company or any of its associated corporations, or had exercised any such right for the year ended 31 December 2016.

DIRECTOR'S INTEREST IN COMPETING BUSINESS

In order to eliminate competing business with the Group, on 20 September 2007, Mr. Guo Zi Wen, Mr. Guo Zi Ning and Ms. Jiang Miner, spouse of Mr. Guo Zi Wen, entered into a deed of non-competition with the Company.

In compliance with the deed of non-competition signed on 20 September 2007, each of Mr. Guo Zi Wen, Mr. Guo Zi Ning and Ms. Jiang Miner has made an annual declaration on his/her compliance with the non-competition undertaking.

Save as disclosed above, none of the Directors had an interest in any business which competes or may compete with the business in which the Group is engaged.

iii. 自二零一三年四月股權轉讓完成後，Ace Rise Profits Limited由Joy Pacific Group Limited（由Sturgeon Limited全資擁有）及合嘉投資有限公司（由本公司董事郭梓寧先生之配偶蘇超美女士全資擁有之公司）分別持有90%及10%權益。因此，郭梓寧先生被視為擁有本公司股份約5.2%的實際權益。由於Ace Rise Profits Limited根據證券及期貨條例並非郭梓寧先生或蘇超美女士之受控法團，故此根據證券及期貨條例郭梓寧先生並未就其於Ace Rise Profits Limited被視為擁有之權益提交通告。

除上述披露者外，本公司各董事或主要行政人員概無於本公司或其任何相聯法團之股份、相關股份或債券中，擁有或被視為擁有根據證券及期貨條例第352條須於本公司存置之登記冊記錄之權益或淡倉，或根據標準守則須知會本公司及聯交所之權益或淡倉。

董事購買股份或債券之權利

除於購股權計劃所披露者外，於截至二零一六年十二月三十一日止年度，本公司董事或彼等之配偶或18歲以下子女概無獲授任何可認購本公司或其相聯法團之股本或債務證券之權利或已行使任何該等權利。

董事於競爭業務中擁有的權益

為免於涉及與本集團構成競爭的業務，郭梓文先生、郭梓寧先生及江敏兒女士（郭梓文先生之配偶）於二零零七年九月二十日與本公司簽訂不競爭契約。

遵照於二零零七年九月二十日簽訂之不競爭契約，郭梓文先生、郭梓寧先生及江敏兒女士已各自就其遵守不競爭承諾作出年度聲明。

除於上文所披露外，董事概無於與本集團所從事業務形成競爭或可能形成競爭的任何業務中擁有權益。

SPECIFIC PERFORMANCE OBLIGATIONS ON CONTROLLING SHAREHOLDER

The following information is disclosed by the Company pursuant to Rules 13.18 and 13.21 of Chapter 13 of the Listing Rules.

- (i) On 25 August 2015, the Company as borrower, and Nanyang Commercial Bank, Limited (“NCB”) as lender entered into a non-committed term loan facility agreement in relation to a term loan facility of US\$100 million (“2015 Loan Agreement”), which includes a term imposing specific performance obligation on the controlling shareholders of the Company. Pursuant to the 2015 Loan Agreement, the Company shall procure that:
- (a) Mr. Guo Zi Wen and Ms. Jiang Miner (“Guo Family”) will beneficially own the Company as single majority shareholder and the Company shall remain at all times under the control of Guo Family; and
- (b) Mr. Guo Zi Wen will continue to act as the chairman of the board of directors of the Company.

The maturity date of all outstanding amounts and interest accrued under the 2015 Loan Agreement will be the date falling three (3) years from the first drawdown date or earlier, if the facility is terminated by the NCB in accordance with the terms of the 2015 Loan Agreement.

控股股東的特定履約責任

本公司依據上市規則第13章第13.18條及13.21條，披露以下資料。

- (i) 於二零一五年八月二十五日，本公司(作為借款人)與南洋商業銀行有限公司(「南洋商業銀行」)訂立非承諾性定期貸款融資協議(「二零一五年貸款協議」)，涉及定期貸款融資1億美元。協議內容包括本公司控股股東的限期特定履約責任。根據二零一五年貸款協議，本公司應促致：
- (a) 郭梓文先生及江敏兒女士(「郭氏家族」)作為單一大股東實益擁有本公司，及本公司應於任何時候均受控於郭氏家族；及
- (b) 郭梓文先生將繼續作為本公司董事會主席行事。

倘融資貸款由南洋商業銀行根據二零一五年貸款協議之條款終止，二零一五年貸款協議項下全部未償還款項及應計利息的到期日將為首個提款日或更早日起計滿三(3)年當日。

(ii) On 29 January 2016, the Company as borrower and NCB, Nanyang Commercial Bank (China) Limited and Bank of China Limited, Macau Branch as lenders entered into a term loan facility agreement (the "2016 Loan Agreement"), pursuant to which a banking facility relating to a secured term loan facility of US\$180 million was granted by the lenders to the Company which contains the specific performance obligations on the controlling shareholder of the Company, consisting of the tranche A facility of USD100 million and the tranche B facility of USD80 million. Unless the facility is terminated earlier by the lenders in accordance with the terms of the 2016 Loan Agreement, the tranche A facility will mature on 27 August 2018 and the tranche B facility will mature on the date falling thirty-six (36) months from the first drawdown date of the tranche B facility.

As long as any part of the loan under the 2016 Loan Agreement remains outstanding, the Company shall procure that:

- (a) Mr. Guo Zi Wen and Ms. Jiang Miner ("Guo Family") will beneficially own the Company as single majority shareholder and the Company shall remain at all times under the control of Guo Family; and
- (b) Mr. Guo Zi Wen will continue to act as the chairman of the board of directors of the Company

A breach of any of the said specific performance obligations will constitute an event of default under the 2016 Loan Agreement whereupon, the lenders will have the power to declare the commitment under the 2016 Loan Agreement to be cancelled and/or declare all outstanding amounts together with interest accrued and all other sums payable by the Company to be forthwith due and payable.

(ii) 於二零一六年一月二十九日，本公司(作為借款人)與南洋商業銀行、南洋商業銀行(中國)有限公司及中國銀行股份有限公司澳門分行(作為貸款人)訂立定期貸款融資協議(「二零一六年貸款協議」)，據此，該等貸款人向本公司授出1.8億美元的有抵押定期銀行貸款融資，當中載有本公司控股股東的特定履約責任，包括1億美元的甲項信貸融資及0.8億美元的乙項信貸融資。除非該等貸款人根據二零一六年貸款協議提早終止融資，否則甲項信貸融資將於二零一八年八月二十七日到期及乙項信貸融資將於乙項信貸融資首個提款日起計滿三十六(36)個月當日到期。

在二零一六年貸款協議項下任何部分貸款尚未償還期間，本公司應促請：

- (a) 郭梓文先生及江敏兒女士(「郭氏家族」)將作為單一大股東實益擁有本公司，及本公司應於任何時候均受控於郭氏家族；及
- (b) 郭梓文先生將繼續作為本公司董事會主席行事。

違反上述任何特定履約責任將構成二零一六年貸款協議的一項違約事項。當發生違約事項，該等貸款人將有權宣佈取消二零一六年貸款協議項下的承擔及/或宣佈本公司全部未償還款項，連同應計利息及所有其他應付金額即時到期，並要求本公司即時償還。

(iii) On 25 January 2017, the Company as borrower and a group of financial institutions as lenders entered into a loan agreement (the "2017 Loan Agreement"), pursuant to which a banking facility relating to secured dual currency term loan facilities of approximately HK\$1.5 billion was granted by the Lenders to the Company which contains the specific performance obligations on the controlling shareholder of the Company, Mr. Guo Zi Wen.

As long as any part of the loan under the 2017 Loan Agreement remains outstanding, the Company shall procure that:

- (a) Mr. Guo Zi Wen and Mr. Guo Zi Ning shall at all times collectively maintain, directly or indirectly, at least 40% of beneficial shareholding in the Company, collectively remain as the single largest shareholder of the Company and/or maintain management control over the Company; and
- (b) Mr. Guo Zi Wen and Mr. Guo Zi Ning shall remain as the chairman and the vice chairman of the board of directors of the Company respectively and collectively maintain control over the management and business of the Group.

Such banking facility will mature on the date falling thirty-six (36) months/three (3) years from the date of the 2017 Loan Agreement.

A breach of any of the said specific performance obligations will constitute an event of default under the Loan Agreement whereupon, the lenders will have the power to declare the commitment under the 2017 Loan Agreement to be cancelled and/or declare all outstanding amounts together with interest accrued and all other sums payable by the Company to be forthwith due and payable.

(iii) 於二零一七年一月二十五日，本公司(作為借款人)與一組金融機構(作為貸款人)訂立貸款協議(「二零一七年貸款協議」)，據此，該等貸款人向本公司授出約15億港元的有抵押雙幣種定期銀行貸款融資，當中載有本公司控股股東郭梓文先生的特定履約責任。

在二零一七年貸款協議項下任何部分貸款尚未償還期間，本公司應促請：

- (a) 郭梓文先生及郭梓寧先生於任何時候共同直接或間接維持本公司至少40%之實益股權、共同作為本公司單一最大股東及/或維持本公司之管理控制權；及
- (b) 郭梓文先生及郭梓寧先生分別擔任本公司董事會主席及副主席及共同維持本集團之管理及業務控制權。

該等銀行貸款融資將於二零一七年貸款協議日期起計滿三十六(36)個月/三(3)年當日期。

違反上述任何特定履約責任將構成二零一七年貸款協議的一項違約事項。當發生違約事項，該等貸款人將有權宣佈取消貸款協議項下的承擔及/或宣佈本公司全部未償還款項，連同應計利息及所有其他應付金額即時到期，並要求本公司即時償還。

Report of the Directors (continued) 董事報告(續)

GROUP'S EMOLUMENT POLICY

The Company's policy on determining the emolument payable to Directors are based on the skill, knowledge, involvement in the Company's affairs and the performance of each Director, together with reference to the profitability of the Company, remuneration benchmarks in the industry, and prevailing market conditions. To enable the Remuneration Committee to give better advice on the Group's future remuneration policy and related strategies, the Remuneration Committee has been advised of the Group's existing remuneration policy and succession plan, such as guidelines on designing employees' remuneration packages and related market trends and information.

The details of the Directors' emoluments and senior management's remuneration for the year ended 31 December 2016 are set out in note 11 to the consolidated financial statements.

SUBSTANTIAL SHAREHOLDERS' INTERESTS AND SHORT POSITIONS IN SHARES AND UNDERLYING SHARES

As at 31 December 2016, so far as is known to the Directors, the following entities, not being a Director or chief executive of the Company, had interests or short positions in the shares or underlying shares of the Company which would fall to be disclosed to the Company under the provisions of Divisions 2 and 3 of Part XV of the SFO:

本集團之酬金政策

本公司釐定應付董事酬金之政策，乃基於個別董事之技能、知識水平、參與公司事務之程度及表現，並參照公司盈利狀況、同業水平及當時市場環境。為確保薪酬委員會可就本集團之未來薪酬政策及相關策略提供更佳意見，薪酬委員會獲告知本集團現有薪酬政策及繼任計劃（如員工薪酬釐定指引及相關市場趨勢及資料）之詳情。

截至二零一六年十二月三十一日止年度董事酬金及高級管理人員薪酬之詳情載於綜合財務報表附註11。

主要股東於股份及相關股份擁有的 權益及淡倉

於二零一六年十二月三十一日，就本公司董事或主要行政人員所知悉，下列實體（並非本公司董事或主要行政人員）於本公司的股份或相關股份中擁有根據證券及期貨條例第XV部第2及第3分部的條文須向本公司披露的權益或淡倉：

Long position in shares of the Company

於本公司股份中擁有的好倉

Name of shareholder	Capacity	Number of shares	Approximate percentage of the issued share capital
股東名稱	身份	股份數目	佔已發行股本概約百分比
Ace Rise Profits Limited <i>(Note 1)(附註1)</i>	Beneficial owner 實益擁有人	1,392,201,062	52.11%
Joy Pacific Group Limited <i>(Note 1)(附註1)</i>	Interest of controlled corporation 受控制公司權益	1,392,201,062	52.11%
Sturgeon Limited <i>(Note 1)(附註1)</i>	Interest of controlled corporation 受控制公司權益	1,392,201,062	52.11%
Asia Square Holdings Ltd. <i>(Note 1)(附註1)</i>	Interest of controlled corporation 受控制公司權益	1,392,201,062	52.11%
J. Safra Sarasin Trust Company (Singapore) Ltd. <i>(Note 1)(附註1)</i>	Trustee 受託人	1,392,201,062	52.11%
Ms. Jiang Miner <i>(Note 1)</i> 江敏兒女士 <i>(附註1)</i>	Settlor of The Golden Jade Trust The Golden Jade Trust 之財產授予人	1,392,201,062	52.11%
Cathay Sino Property Ltd. <i>(Note 2)(附註2)</i>	Beneficial owner 實益擁有人	284,819,563	10.66%

Report of the Directors (continued)

董事報告(續)

Name of shareholder	Capacity	Number of shares	Approximate percentage of the issued share capital
股東名稱	身份	股份數目	佔已發行股本概約百分比
Cathay Capital Holdings, L.P. ^(Note 2) <i>(附註2)</i>	Interest of controlled corporation 受控制公司權益	284,819,563	10.66%
Cathay Master GP, Ltd. ^(Note 2) <i>(附註2)</i>	Interest of controlled corporation 受控制公司權益	284,819,563	10.66%
Paloma Partners Advisors LP. <i>(Notes 2&3)</i> <i>(附註2及3)</i>	Interest of controlled corporation 受控制公司權益	284,819,563	10.66%
Mr. Paul Steven Wolansky 保爾•渥蘭斯基先生 ^(Notes 2) <i>(附註2)</i>	Trustee 受託人	284,819,563	10.66%
Mr. Selwyn Donald Sussman ^(Notes 2&3) Selwyn Donald Sussman 先生 ^(附註2及3)	Interest of controlled corporation/Beneficial owner 受控制公司/ 實益擁有人權益	334,800,563	12.53%
Hopka Investments Limited 合嘉投資有限公司 ^(Note1) <i>(附註1)</i>			

Report of the Directors (continued)

董事報告(續)

Notes:

1. The 1,392,201,062 shares are registered in the name of Ace Rise Profits Limited. Ace Rise Profits Limited is owned as to 90% by Joy Pacific Group Limited (which in turn is wholly owned by Sturgeon Limited) and as to 10% by Hopka Investments Limited. Sturgeon Limited is wholly owned by Asia Square Holdings Ltd., as nominee and trustee for J. Safra Sarasin Trust Company (Singapore) Ltd. as the trustee holding such interests on trust for the beneficiaries of The Golden Jade Trust. The Golden Jade Trust is a discretionary family trust established under the laws and regulations of Singapore. The settlors of The Golden Jade Trust are Mr. Guo Zi Wen and Ms. Jiang Miner.

Since April 2013, upon completion of a share transfer, Ace Rise Profits Limited is owned as to 90% by Joy Pacific Group Limited (which in turn is wholly owned by Sturgeon Limited) and as to 10% by Hopka Investments Limited, a company wholly owned by Ms. Su Chaomei who is the wife of Mr. Guo Zi Ning, a director of the Company. As a result, Mr. Guo Zi Ning has a deemed effective interest of about 5.2% of the Company. Since Ace Rise Profits Limited is not a controlled corporation of Mr. Guo Zi Ning or Ms. Su Chaomei under the SFO, no notice has been filed under the SFO by Mr. Guo Zi Ning in respect of his deemed interest in Ace Rise Profits Limited.

2. The 284,819,563 shares are registered in the name of Cathay Sino Property Ltd. which is wholly-owned by Cathay Capital Holdings, L.P. Cathay Capital Holdings, L.P. is managed by its general partner, Cathay Master GP, Ltd. which in turn is owned as to 45% by Mr. Paul Steven Wolansky as trustee and 45% by Paloma Partners Advisors LP. Cathay Capital Holdings, L.P., Cathay Master GP Ltd., Mr. Paul Steven Wolansky and Paloma Partners Advisors LP. are all deemed to be interested in the 284,819,563 shares under the SFO.
3. As Mr. Selwyn Donald Sussman ("Mr. Sussman") is holding 99% interest in Paloma Partners Advisors LP. Mr. Sussman is deemed to be interested in the 284,819,563 shares held by Cathay Sino Property Ltd. The remaining 49,981,000 shares are held by Mr. Sussman as his personal interests.

Save as disclosed above, as at 31 December 2016, according to the register of interests required to be kept by the Company under Section 336 of the SFO, there was no person who had any interest or short position in the shares or underlying shares of the Company which would fall to be disclosed to the Company under the provisions of Divisions 2 and 3 of Part XV of the SFO.

附註：

- (1) 1,392,201,062股股份以Ace Rise Profits Limited之名義登記。Ace Rise Profits Limited由Joy Pacific Group Limited (由Sturgeon Limited全資持有)及合嘉投資有限公司分別持有90%及10%權益；而Sturgeon Limited則由Asia Square Holdings Ltd.全資持有，彼等乃J. Safra Sarasin Trust Company (Singapore) Ltd.之代名人及受託人，以受託人身份為The Golden Jade Trust的受益人持有信託權益。The Golden Jade Trust為根據新加坡法律及法規設立之全權家庭信託。於本報告日期，The Golden Jade Trust之財產授予人為郭梓文先生及江敏兒女士。

自二零一三年四月股權轉讓完成後，Ace Rise Profits Limited由Joy Pacific Group Limited (由Sturgeon Limited全資擁有)及合嘉投資有限公司 (由本公司董事郭梓寧先生之配偶蘇超美女士全資擁有之公司)分別持有90%及10%權益。因此，郭梓寧先生被視為擁有本公司約5.2%的實際權益。由於Ace Rise Profits Limited根據證券及期貨條例並非郭梓寧先生或蘇超美女士之受控法團，故此根據證券及期貨條例郭梓寧先生並未就其於Ace Rise Profits Limited被視為擁有之權益提交通告。

- (2) 284,819,563股股份以Cathay Sino Property Ltd.之名義登記，而Cathay Sino Property Ltd.由Cathay Capital Holdings, L.P.全資擁有。Cathay Capital Holdings, L.P.由其普通合夥人Cathay Master GP, Ltd.管理，而Cathay Master GP, Ltd.則由保爾·瀝蘭斯基先生(作為受託人)及Paloma Partners Advisors LP.分別擁有45%及45%權益。根據證券及期貨條例，Cathay Capital Holdings, L.P.、Cathay Master GP, Ltd.、保爾·瀝蘭斯基先生及Paloma Partners Advisors LP.均被視為於284,819,563股股份中擁有權益。
- (3) 由於Selwyn Donald Sussman先生(「Sussman先生」)持有Paloma Partners Advisors LP.之99%權益，Sussman先生被視為於Cathay Sino Property Ltd.持有之284,819,563股股份中擁有權益。其餘49,981,000股股份為Sussman先生持有的個人權益。

除於上文所披露外，於二零一六年十二月三十一日，根據本公司按證券及期貨條例第336條須予備存的權益登記冊，概無任何人士於本公司股份或相關股份中擁有任何根據證券及期貨條例第XV部第2及3分部條文須向本公司披露的權益或淡倉。

SHARE OPTION SCHEME

On 13 September 2007, the shareholders of the Company approved the adoption of the share option scheme (the "Scheme"). The purpose of the Scheme is to provide incentives or rewards to participants thereunder for their contribution to the Group and/or enable the Group to recruit and retain high-calibre employees and attract human resources that are valuable to the Group.

Eligible participants of the Scheme include any full-time or part-time employees, executives or officers (including executive, non-executive and independent non-executive directors) of the Group and any suppliers, customers, consultants, agents and advisors who, in the sole opinion of the Board, will contribute or have contributed to the Group.

The maximum number of shares which may be issued upon exercise of all share options to be granted under the Scheme is 220,000,000 shares of the Company (representing approximately 10.00% of the issued share capital of the Company as at the date of listing of shares of the Company on the Stock Exchange).

The maximum number of shares issuable under the share options granted to each eligible participant pursuant to the Scheme within any 12-month period, is limited to 1% of the shares of the Company in issue as at the date of offer. Any further grant of share options in excess of this limit is subject to shareholders' approval in a general meeting. The exercise period of the share options granted is determinable by the directors, save that the period commences on the date on which the offer is made and ends on a date which is not later than 10 years from the date of the offer of the share options subject to any provisions of the Scheme determining the rights of the grantees. The offer of a grant of share option may be accepted within 28 days from the date of the offer, upon payment of a nominal consideration of HK\$1 in total by the grantee.

購股權計劃

於二零零七年九月十三日，本公司股東批准採納購股權計劃（「該計劃」）。該計劃旨在據以就參與者為本集團所作貢獻為其提供激勵或獎勵及／或使本集團可招錄及挽留高質素僱員以及吸引對本集團而言屬寶貴的人力資源。

該計劃的合資格參與者包括本集團之任何全職或兼職僱員、執行人員或高級人員（包括執行、非執行及獨立非執行董事）以及董事會全權認為將會或已對本集團作出貢獻的任何供應商、客戶、諮詢人士、代理及顧問。

因行使根據該計劃將予授出的全部購股權而可發行的最高股份數目為220,000,000股本公司股份（約佔本公司於其股份在聯交所上市日期之已發行股本之10.00%）。

於任何12個月期間，根據該計劃向每名合資格參與者授出的購股權項下可發行的最高股份數目以本公司於要約日期已發行股份之1%為限。超過該限額繼續授出任何購股權均須在股東大會上獲股東批准。董事可確定已授出購股權的行使期，惟該行使期須於提呈購股權當日開始並不遲於自提呈購股權當日起計滿10年之日結束，並須遵守該計劃確定承授人權利的任何條文。於承授人支付合共1港元之象徵式代價後，授出購股權的要約可於自提呈當日起計28日內接納。

Report of the Directors (continued) 董事報告(續)

The exercise price of the share options is determinable by the Directors, but may not be less than the highest of (i) the Stock Exchange closing price of the Company's shares on the date of the offer of the share options; (ii) the average Stock Exchange closing price of the Company's shares for the five trading days immediately preceding the date of the offer; and (iii) the nominal value of a share of the Company.

The Scheme became effective on 13 September 2007 and, unless otherwise cancelled or amended, will remain in force for 10 years from that date.

Details of movements in the options under the Scheme during the year and options outstanding as at the beginning and end of the year are set out below:

Name or category of participant	Date of grant	Exercise price HK\$	Exercise period	Number of shares subject to options 購股權相關股份數目				
				As at 1 January 2016 於二零一六年 一月一日	Granted during the year 年內授出	Cancelled/lapsed during the year 年內註銷/失效	Exercised during the year 年內行使	As at 31 December 2016 於二零一六年 十二月三十一日
Employees in aggregate: Mr. Chan Ka Yeung Jacky Mr. Chen Yong 權員合計:	12-12-2016	1.778	12-12-2016 to 31-12-2017	-	5,000,000	-	-	5,000,000
陳嘉揚先生 陳勇先生			1-1-2018 to 31-12-2018	-	5,000,000	-	-	5,000,000
				-	10,000,000	-	-	10,000,000

The closing price of the shares immediately before 12 December 2016 on which the options were granted was HK\$1.78 per share.

The total number of shares of the Company issuable upon exercise of all options granted (i.e. 10,000,000) and may be granted (i.e. 91,571,000) under the Scheme is 101,571,000 shares, representing 3.8% of the issued shares of the Company as at the date of this annual report.

董事可釐定購股權行使價，惟不可低於(i)本公司股份於提呈購股權日期之聯交所收市價；(ii)本公司股份於緊接提呈日期之前五個交易日之聯交所平均收市價；及(iii)本公司股份的面值三者當中之最高者。

該計劃於二零零七年九月十三日生效，除非被取消或修訂，否則於自該日起計10年內保持有效。

該計劃之購股權於年內的變動詳情以及於年初及年末尚未行使的購股權列示如下：

股份於緊接二零一六年十二月十二日(購股權於該日獲授出)前的收市價為每股1.78港元。

因根據計劃授出(即10,000,000股)及可能授出(即91,571,000股)之全部購股權獲行使而須予發行之本公司股份總數為101,571,000股，佔本公司於本年報日期之已發行股份3.8%。

Report of the Directors (continued)

董事報告(續)

SUFFICIENCY OF PUBLIC FLOAT

Based on the information that is publicly available to the Company and within the knowledge of the Directors, there is sufficient public float of not less than 25% of the Company's issued shares as required under the Listing Rules during the year and up to the date of this report.

EVENTS AFTER THE REPORTING PERIOD

Details of the significant events after the reporting period of the Group are set out in note 51 to the consolidated financial statements.

INDEPENDENT AUDITOR

The financial statements for the year ended 31 December 2016 have been audited by Messrs. Deloitte Touche Tohmatsu. It is the auditor's responsibility to form an independent opinion, based on their audit, on those financial statements and to report their opinion solely to the Company and for no other purpose. They do not assume responsibility towards or accept liability to any other person for the contents of the independent auditor's report.

Messrs. Deloitte Touche Tohmatsu will retire as auditor of the Company and, being eligible, will offer themselves for re-appointment at the 2017 AGM.

The statement of the independent auditors of the Company about their reporting responsibilities on the financial statements is set out in the "Independent Auditor's Report" on pages 117 to 126.

On behalf of the Board
GUO Zi Wen
Chairman

Hong Kong, 10 March 2017

充足的公眾持股量

根據本公司可公開獲得的資料及就董事所知，於年內及截至本報告日期，具備上市規則規定的不低於本公司已發行股份之25%的充足公眾持股量。

報告期後事件

本集團於報告期後之重大事項詳情載於綜合財務報表附註51。

獨立核數師

截至二零一六年十二月三十一日止年度之財務報表乃由德勤•關黃陳方會計師行審核。核數師的責任為基於其審核就該等財務報表達致獨立意見，並僅向本公司報告其意見(不用於任何其他目的)。其不就獨立核數師報告之內容對任何其他人士負責或承擔任何責任。

德勤•關黃陳方會計師行將退任本公司核數師，其符合資格並願意於二零一七年股東週年大會上膺選連任。

本公司獨立核數師就財務報表所負責任之聲明載於第117至126頁「獨立核數師報告」內。

代表董事會
主席
郭梓文

香港，二零一七年三月十日

Deloitte.

德勤

TO THE SHAREHOLDERS OF CHINA AOYUAN PROPERTY GROUP LIMITED

(incorporated in the Cayman Islands with limited liability)

致中國奧園地產集團股份有限公司股東

(於開曼群島註冊成立之有限公司)

Opinion

We have audited the consolidated financial statements of China Aoyuan Property Group Limited (the "Company") and its subsidiaries (collectively referred to as the "Group") set out on pages 127 to 319, which comprise the consolidated statement of financial position as at 31 December 2016, and the consolidated statement of profit or loss and other comprehensive income, consolidated statement of changes in equity and consolidated statement of cash flows for the year then ended, and notes to the consolidated financial statements, including a summary of significant accounting policies.

In our opinion, the consolidated financial statements give a true and fair view of the consolidated financial position of the Group as at 31 December 2016, and of its consolidated financial performance and its consolidated cash flows for the year then ended in accordance with International Financial Reporting Standards ("IFRSs") and have been properly prepared in compliance with the disclosure requirements of the Hong Kong Companies Ordinance.

Basis for Opinion

We conducted our audit in accordance with Hong Kong Standards on Auditing ("HKSA") issued by the Hong Kong Institute of Certified Public Accountants ("HKICPA"). Our responsibilities under those standards are further described in the Auditor's Responsibilities for the Audit of the Consolidated Financial Statements section of our report. We are independent of the Group in accordance with the HKICPA's Code of Ethics for Professional Accountants (the "Code"), and we have fulfilled our other ethical responsibilities in accordance with the Code. We believe that the audit evidence we have obtained is sufficient and appropriate to provide a basis for our opinion.

意見

我們已審核載列於第127頁至第319頁中國奧園地產集團股份有限公司(「貴公司」)及其附屬公司(統稱為「貴集團」)之綜合財務報表，此財務報表包括於二零一六年十二月三十一日之綜合財務狀況表及截至當日止年度之綜合損益及其他全面收益表、綜合權益變動表及綜合現金流量表，以及綜合財務報表附註(包括主要會計政策概要)。

我們認為，該等綜合財務報表已根據國際財務報告準則(「國際財務報告準則」)真實而公平地反映貴集團於二零一六年十二月三十一日之綜合財務狀況以及其截至當日止年度之綜合財務業績及綜合現金流量，並已按照香港公司條例之披露規定妥為編製。

意見之基礎

我們已根據香港會計師公會(「香港會計師公會」)頒布之香港審計準則(「香港審計準則」)進行審核。我們就該等準則承擔的責任在本報告「核數師就審核綜合財務報表承擔的責任」部分中進一步闡述。根據香港會計師公會的職業會計師道德守則(「守則」)，我們獨立於貴集團，並已履行守則中的其他道德責任。我們相信，我們所獲得的審計憑證能充足及適當地為我們的意見提供基礎。

Independent Auditor's Report (continued)

獨立核數師報告(續)

Key Audit Matters

Key audit matters are those matters that, in our professional judgment, were of most significance in our audit of the consolidated financial statements of the current period. These matters were addressed in the context of our audit of the consolidated financial statements as a whole, and in forming our opinion thereon, and we do not provide a separate opinion on these matters.

Key audit matters	How our audit addressed the key audit matters
Valuation of investment properties	
We identified the valuation of investment properties as a key audit matter due to the significance of the balance to the consolidated financial statements as a whole, combined with the estimates associated with determining the fair value. As disclosed in note 16 to the consolidated financial statements, the investment properties of the Group mainly represent retail shops, commercial buildings and office located in the People's Republic of China (the "PRC") and carried at RMB5,424,507,000 as at 31 December 2016, including completed investment properties of RMB2,598,978,000 and investment properties under construction of RMB2,825,529,000, which represents 8.2% of the Group's total assets. Change in fair value of investment properties of RMB309,527,000 was recognised in the consolidated statement of profit or loss and other comprehensive income for the year then ended.	<p>Our procedures in relation to assessing the appropriateness of the carrying values of the investment properties included:</p> <ul style="list-style-type: none"> Understanding and evaluating the management's assessment process for reviewing the work of the Valuer; Assessing the competence, capabilities and objectivity of the Valuer; Discussing with the Valuer the valuation process (including any limitations of scope imposed by the management) to understand the performance of the property markets, significant assumptions adopted, critical judgemental areas and data used in the valuations;

關鍵審核事項

關鍵審核事項是根據我們的職業判斷，對本期間綜合財務報表的審核最為重要的事項。這些事項是在我們審核整體綜合財務報表及出具意見時進行處理的。我們不會對這些事項提供單獨的意見。

關鍵審核事項	我們審核時如何處理關鍵審核事項
投資物業的估值	
我們基於整體綜合財務報表平衡的重要性加上與釐定公平值相關的估計，識別投資物業的估值為關鍵審核事項。誠如綜合財務報表附註16所披露，貴集團的投資物業主要指位於中華人民共和國（「中國」）的店舖、商業大廈及寫字樓，於二零一六年十二月三十一日按人民幣5,424,507,000元列賬（包括已竣工投資物業人民幣2,598,978,000元及在建投資物業人民幣2,825,529,000元），佔貴集團總資產的8.2%。投資物業的公平值變動人民幣309,527,000元於截至當日止年度之綜合損益及其他全面收益表確認。	<p>我們有關評估投資物業的賬面值合適與否的程序包括：</p> <ul style="list-style-type: none"> 了解管理層就審閱估值師的工作採用的估值程序並進行評價； 評估估值師勝任與否、能力及客觀與否； 與估值師討論估值程序（包括管理層施加的任何範圍限制）、物業市場的表現、所採納的重大假設、關鍵判斷方面及估值時採用的數據；

Independent Auditor's Report (continued)

獨立核數師報告(續)

All of the Group's investment properties are stated at fair value based on valuations performed by a qualified external valuer not connected with the Group (the "Valuer"). Details of the valuation techniques and key inputs used in the valuations are disclosed in note 16 in the consolidated financial statements. The valuations of the completed investment properties are dependent on certain key inputs, including term yield, reversionary yield, unit rent and adjustment made to account for differences in location and level. The valuations of investment properties under construction are dependent on gross development value, expected developer's profit, marketing costs, construction costs to completion, comparable land price and floor-area ratio.

Valuation of properties for sale

We identified the valuation of the Group's stock of properties as a key audit matter due to the significant estimates involved in the determination of net realisable value (the "NRV") of these properties. As disclosed in note 24 to the consolidated financial statements, the Group had properties under development of RMB35,293,399,000 and completed properties of RMB8,193,175,000 (the "properties for sale") as at 31 December 2016, which are situated in the PRC and Australia.

- Evaluating the reasonableness of the valuation techniques, assumptions and key inputs adopted by the management of the Group and the Valuer to entity-specific information and market data to assess the appropriateness of these judgements and estimations; and
- Evaluating the sensitivity analysis prepared by the management on the key inputs to evaluate the magnitude of their impacts on the fair values and assessing the appropriateness of the disclosures relating to these sensitivities.

Our procedures in relation to assessing management's assessment of the NRV of the properties for sale included:

- Assessing management's process of reviewing the budgeted revenue and cost of the properties for sales and the determination of the NRV of the properties for sale;
- Comparing the unit budgeted cost of the properties under development to their estimated selling prices which take into account the estimated costs to completion, estimated marketing expense and estimated sales-related taxes;

所有貴集團的投資物業均由與貴集團概無關連的合資格外聘估值師(「估值師」)進行估值並按公平值入賬。估值技術及估值時採用的主要輸入數據之詳情於綜合財務報表附註16披露。已竣工投資物業的估值視乎若干主要輸入數據而定，包括定期收益、復歸收益、單位租金及就地點及層級差異已作出的調整。在建投資物業的估值視乎總發展價值、預期發展商溢利、營銷費用及完成開發的施工費用、可資比較土地價格及容積率而定。

可供銷售物業的估值

我們基於釐定該等物業的可變現淨值涉及的重大估計，識別貴集團的物業存貨估值為關鍵審核事項。誠如綜合財務報表附註24所披露，於二零一六年十二月三十一日，貴集團的在建物業為人民幣35,293,399,000元及已竣工物業為人民幣8,193,175,000元(「可供銷售物業」)，位於中國及澳洲。

- 評估貴集團管理層及估值師對實體特定資料及市場數據所採納的估值技術、假設及主要輸入數據的合理性，以評估此等判斷及估計適當與否；及
- 評估管理層編製有關主要輸入數據的敏感性分析，以評價其對公平值的影響程度及評估有關此等敏感性的披露適當與否。

我們有關評估管理層評估可供銷售物業的可變現淨值的程序包括：

- 評估管理層審閱可供銷售物業的預算收益及成本的程序以及釐定可供銷售物業的可變現淨值；
- 比較在建物業的單位預算成本與其估計售價，計及待竣工物業的估計費用、估計營銷費用及估計銷售相關稅項；

Independent Auditor's Report (continued) 獨立核數師報告(續)

As disclosed in note 4 to the consolidated financial statements, the management of the Group determined the NRV of the properties for sale by reference to the estimated selling prices of the properties for sale, which takes into account a number of factors including recent prices achieved for similar property types in the same project or by similar properties, and the prevailing and forecasted real estate market conditions in the PRC and Australia, estimated future costs to completion, estimated marketing expense and the estimated sale-related taxes. Based on management's analysis of the NRV of the properties for sale, no write-downs were considered to be necessary in the consolidated statement of profit or loss and other comprehensive income for the year ended 31 December 2016. Accumulated write-downs of RMB13,433,000 as at 31 December 2016 had been made in prior years.

- Comparing the unit budget cost of the completed properties to their estimated selling prices which take into account the estimated sales-related taxes;
- Assessing the appropriateness of the estimated selling prices used by management with reference to market prices achieved in the same projects or by comparable properties, including an evaluation of the appropriateness of the comparable properties used by management of the Group based on our knowledge of the Group's business and real estate industry in the PRC and Australia; and
- Evaluating the reasonableness of the assessment performed by the management of the Group on the key inputs to evaluate the magnitude of their impact of the market value and adequacy of impairment being made.

誠如綜合財務報表附註4所披露，貴集團管理層參照可供銷售物業的估計售價釐定可供銷售物業的可變現淨值，將考慮多項因素，包括就同一項目相似物業類型或同類物業取得的近期價格，以及中國及澳洲現行和預測房地產市場、估計竣工未來成本、估計營銷費用及估計銷售相關稅項。根據管理層的可供銷售物業可變現淨值分析，毋須考慮於截至二零一六年十二月三十一日止年度的綜合損益及其他全面收益表內撇減。於二零一六年十二月三十一日，累計撇減人民幣13,433,000元已於過往年度作出。

- 比較已竣工物業的單位預算成本與其估計售價，計及估計銷售相關稅項；
- 評估管理層參考同一項目或可資比較物業取得的市價所採用的估計售價合適與否，包括評估貴集團管理層根據對貴集團中國及澳洲的業務及房地產業所知採用的可資比較物業合適與否；及
- 評估貴集團管理層就關鍵輸入數據進行的評估的合理性，以評估其市值影響的程度及作出減值充分與否。

Independent Auditor's Report (continued)

獨立核數師報告(續)

Revenue recognised from sales of properties

We identified revenue recognition as a key audit matter as the revenue from sales of properties is quantitatively significant to the consolidated statement of profit or loss and other comprehensive income and there is judgment involved in determining the appropriate point at which to recognise revenue from sales of properties.

Revenue from sales of properties in the PRC is recognised when the properties are delivered and titles have been passed to buyers and when all five criteria disclosed in Note 3 "Revenue recognition" to the consolidated financial statements are satisfied. The Group recognised revenue of RMB11,239,878,000 from its property development segment for the year ended 31 December 2016, which is disclosed in note 5 in the consolidated financial statements.

Our procedures in relation to revenue recognised from the property development segment included:

- Assessing management's process and control over the point of time at which revenue from sales of properties is recognised; and
- Evaluating the terms set out in the sales and purchase agreements, on a sample basis, and obtaining evidence regarding the delivery of properties, including, where relevant, completion certificates and delivery notices, to assess whether the significant risks and rewards of ownership of the properties have been transferred to the purchasers.

確認來自物業銷售的收入

由於來自物業銷售的收入對綜合損益及其他全面收益表而言屬重大，我們識別其為關鍵審核事項，而釐定確認來自物業銷售的收入的合適起點涉及判斷。

來自中國物業銷售的收入當物業已交付及業權轉移予買方以及綜合財務報表附註3「收入確認」所披露之五項標準均獲達成時確認。截至二零一六年十二月三十一日止年度，貴集團確認來自其物業發展分部的收入為人民幣11,239,878,000元(於綜合財務報表附註5披露)。

我們有關確認來自物業發展分部的收入的程序包括：

- 評估管理層作出物業銷售收入確認的流程及控制合適與否；
- 按樣本基準評估買賣協議所載條款，並取得有關物業交付的憑證(包括(倘相關)竣工證書及交付通知)，以評估物業擁有權的重大風險及回報是否已轉移予買方。

Independent Auditor's Report (continued)

獨立核數師報告(續)

Accuracy of land appreciation tax calculations

We identified the accuracy of land appreciation tax ("LAT") calculations in the PRC as a key audit matter since significant judgment is required in estimating the amount of LAT to be paid by the Group within each of the property development projects.

LAT is prepaid when properties are pre-sold to the buyers and is provided when properties are delivered to the buyers and revenue is recognised. As disclosed in note 10 to the consolidated financial statements, LAT amounting to RMB420,931,000 was recognised in the consolidated statement of profit or loss and other comprehensive income for the year ended 31 December 2016. The LAT calculations are highly dependent on the appropriateness of the rates used, which are determined by the appreciation of land value. The amount of the land appreciation is determined with reference to proceeds of the sales of properties less the estimated deductible expenditures, including the cost of land use rights and all property development expenditures.

Our procedures in relation to evaluating the accuracy of management's LAT calculations included:

- Assessing the reasonableness of the related deductible expenditure used in the LAT calculations;
- Engaging our tax specialists in the PRC to assess the accuracy of the land appreciation amount calculations, and to assess the appropriateness of the LAT rate used for each of the property development projects by comparing it to the LAT rate announced by the State Administration of Taxation in the PRC; and
- Assessing the estimates adopted by the management in estimating the amount of the land appreciation charge rate by comparing estimates made in previous periods to actual results as well as current year's estimates.

土地增值稅計算之準確性

我們識別中國土地增值稅(「土地增值稅」)計算之準確性為關鍵審核事項，乃由於評估本集團於各物業開發項目中將支付的土地增值稅金額時須作出重大判斷。

土地增值稅乃於物業預售予買方時預付及於向買方交付物業及確認收入時作出撥備。如綜合財務報表附註10所披露，人民幣420,931,000元之土地增值稅於截至二零一六年十二月三十一日止年度之綜合損益及其他全面收益表內確認。土地增值稅計算很大程度上取決於所用稅率適當與否，此乃由土地的增值釐定。土地增值金額乃經參考銷售物業所得款項減估計可扣減開支(包括土地使用權成本及所有物業開發開支)。

我們有關管理層之土地增值稅計算的準確性的程序包括：

- 評估土地增值稅計算所用相關可扣減開支合理與否；
- 委聘中國稅務專家評估土地增值稅金額計算準確與否，並透過比較就各物業開發項目所用的土地增值稅稅率與中國國家稅務總局所公佈的土地增值稅稅率，評估就各物業開發項目所用的土地增值稅稅率適當與否；及
- 評估管理層於估計土地增值費率金額時所用估計，方法為將過往期間內所作出估計與實際業績及本年度估計比較。

Independent Auditor's Report (continued)

獨立核數師報告(續)

Other Information

The directors of the Company are responsible for the other information. The other information comprises the information included in the annual report, but does not include the consolidated financial statements and our auditor's report thereon.

Our opinion on the consolidated financial statements does not cover the other information and we do not express any form of assurance conclusion thereon.

In connection with our audit of the consolidated financial statements, our responsibility is to read the other information and, in doing so, consider whether the other information is materially inconsistent with the consolidated financial statements or our knowledge obtained in the audit or otherwise appears to be materially misstated. If, based on the work we have performed, we conclude that there is a material misstatement of this other information, we are required to report that fact. We have nothing to report in this regard.

Responsibilities of the Directors and Those Charged with Governance for the Consolidated Financial Statements

The directors of the Company are responsible for the preparation of the consolidated financial statements that give a true and fair view in accordance with IFRSs issued by the IASB and the disclosure requirements of the Hong Kong Companies Ordinance, and for such internal control as the directors determine is necessary to enable the preparation of consolidated financial statements that are free from material misstatement, whether due to fraud or error.

In preparing the consolidated financial statements, the directors are responsible for assessing the Group's ability to continue as a going concern, disclosing, as applicable, matters related to going concern and using the going concern basis of accounting unless the directors either intend to liquidate the Group or to cease operations, or have no realistic alternative but to do so.

Those charged with governance are responsible for overseeing the Group's financial reporting process.

其他資料

貴公司董事負責其他資料。其他資料包括年報所載資料，但不包括綜合財務報表及相關核數師報告。

吾等對綜合財務報表的意見並不涵蓋其他資料，吾等亦不對其他資料發表任何形式的鑒證結論。

就審核綜合財務報表而言，吾等的責任為閱讀其他資料，於此過程中，考慮其他資料是否與綜合財務報表或吾等於審計過程中所瞭解的情況有重大抵觸，或者似乎有重大錯誤陳述。基於吾等已執行的工作，倘吾等認為其他資料有重大錯誤陳述，吾等須報告該事實。於此方面，吾等沒有任何報告。

董事及負責管治的人員對綜合財務報表的責任

貴公司董事須負責根據國際會計準則委員會頒佈的國際財務報告準則及香港公司條例的披露規定編製並真實兼公允地呈列的綜合財務報表，並為其認為必須為使綜合財務報表的編製不存在由於欺詐或錯誤而導致的重大錯誤陳述的內部監控負責。

編製綜合財務報表時，董事負責評估貴集團持續經營的能力，並在適用情況下披露與持續經營有關的事項，以及使用持續經營為會計基礎，除非董事有意將貴集團清盤或停止經營，或別無其他實際的替代方案。

負責管治的人員負責監督貴集團的財務申報程序。

Independent Auditor's Report (continued) 獨立核數師報告(續)

Auditor's Responsibilities for the Audit of the Consolidated Financial Statements

Our objectives are to obtain reasonable assurance about whether the consolidated financial statements as a whole are free from material misstatement, whether due to fraud or error, and to issue an auditor's report that includes our opinion solely to you, as a body, in accordance with our agreed terms of engagement, and for no other purpose. Reasonable assurance is a high level of assurance, but is not a guarantee that an audit conducted in accordance with HKSA's will always detect a material misstatement when it exists. Misstatements can arise from fraud or error and are considered material if, individually or in the aggregate, they could reasonably be expected to influence the economic decisions of users taken on the basis of these consolidated financial statements.

As part of an audit in accordance with HKSA's, we exercise professional judgment and maintain professional skepticism throughout the audit. We also:

- Identify and assess the risks of material misstatement of the consolidated financial statements, whether due to fraud or error, design and perform audit procedures responsive to those risks, and obtain audit evidence that is sufficient and appropriate to provide a basis for our opinion. The risk of not detecting a material misstatement resulting from fraud is higher than for one resulting from error, as fraud may involve collusion, forgery, intentional omissions, misrepresentations, or the override of internal control.
- Obtain an understanding of internal control relevant to the audit in order to design audit procedures that are appropriate in the circumstances, but not for the purpose of expressing an opinion on the effectiveness of the Group's internal control.
- Evaluate the appropriateness of accounting policies used and the reasonableness of accounting estimates and related disclosures made by the directors.

核數師就審核綜合財務報表的責任

吾等的目標為合理確定整體綜合財務報表是否不存在由於欺詐或錯誤而導致的重大錯誤陳述，並發出載有吾等意見的核數師報告。吾等僅向閣下(作為整體)按照委任條款報告，別無其他目的。合理確定屬高層次核證，但不能擔保根據香港審計準則進行的審核工作總能發現所有存在的重大錯誤陳述。錯誤陳述可源於欺詐或錯誤，倘個別或整體於合理預期情況下可影響使用者根據綜合財務報表作出的經濟決定時，則被視為重大錯誤陳述。

根據香港審計準則進行審核時，吾等運用專業判斷，於整個審核過程中抱持專業懷疑態度。吾等亦：

- 識別及評估綜合財務報表由於欺詐或錯誤而導致的重大錯誤陳述風險，因應此等風險設計及執行審核程序，獲得充足及適當審核憑證為吾等的意見提供基礎。由於欺詐涉及合謀串通、偽造、故意遺漏、誤導性陳述或凌駕內部控制，因此未能發現由此造成的重大錯誤陳述風險較未能發現由於錯誤而導致的重大錯誤陳述風險更高。
- 了解與審核有關的內部控制，以設計恰當的審核程序，但並非旨在對貴集團內部控制的有效程度發表意見。
- 評估所用會計政策是否恰當，以及董事所作會計估算及相關披露是否合理。

Independent Auditor's Report (continued) 獨立核數師報告(續)

- Conclude on the appropriateness of the directors' use of the going concern basis of accounting and, based on the audit evidence obtained, whether a material uncertainty exists related to events or conditions that may cast significant doubt on the Group's ability to continue as a going concern. If we conclude that a material uncertainty exists, we are required to draw attention in our auditor's report to the related disclosures in the consolidated financial statements or, if such disclosures are inadequate, to modify our opinion. Our conclusions are based on the audit evidence obtained up to the date of our auditor's report. However, future events or conditions may cause the Group to cease to continue as a going concern.
- Evaluate the overall presentation, structure and content of the consolidated financial statements, including the disclosures, and whether the consolidated financial statements represent the underlying transactions and events in a manner that achieves fair presentation.
- Obtain sufficient appropriate audit evidence regarding the financial information of the entities or business activities within the Group to express an opinion on the consolidated financial statements. We are responsible for the direction, supervision and performance of the group audit. We remain solely responsible for our audit opinion.
- 總結董事採用以持續經營為基礎的會計法是否恰當，並根據已獲取的審核憑證，總結是否有對貴集團持續經營的能力可能構成重大疑問的事件或情況等重大不確定因素。倘吾等總結認為存在重大不確定因素，吾等需於核數師報告中提請注意綜合財務報表內的相關資料披露，或如果相關披露不足，則修訂吾等的意見。吾等的結論以截至核數師報告日期所獲得的審核憑證為基礎，惟未來事件或情況可能導致貴集團不再具有持續經營的能力。
- 評估綜合財務報表(包括資料披露)的整體列報、架構及內容，以及綜合財務報表是否已公允反映及列報相關交易及事項。
- 就貴集團內各實體或業務活動的財務資料獲得充足的審核憑證，以就綜合財務報表發表意見。吾等須負責指導、監督及執行集團的審核工作。吾等須為吾等的審核意見承擔全部責任。

We communicate with those charged with governance regarding, among other matters, the planned scope and timing of the audit and significant audit findings, including any significant deficiencies in internal control that we identify during our audit.

吾等與負責管治的人員就(其中包括)審核工作的計劃範圍及時間安排及重大審核發現，包括吾等於審核期間識別出內部監控的任何重大缺陷溝通。

We also provide those charged with governance with a statement that we have complied with relevant ethical requirements regarding independence, and to communicate with them all relationships and other matters that may reasonably be thought to bear on our independence, and where applicable, related safeguards.

吾等亦向負責管治的人員提交聲明，說明吾等已遵守有關獨立性的道德要求，並就所有被合理認為可能影響吾等的獨立性的關係及其他事宜及相關防範措施(如適用)與負責管治的人員溝通。

Independent Auditor's Report (continued) 獨立核數師報告(續)

From the matters communicated with those charged with governance, we determine those matters that were of most significance in the audit of the consolidated financial statements of the current period and are therefore the key audit matters. We describe these matters in our auditor's report unless law or regulation precludes public disclosure about the matter or when, in extremely rare circumstances, we determine that a matter should not be communicated in our report because the adverse consequences of doing so would reasonably be expected to outweigh the public interest benefits of such communication.

The engagement partner on the audit resulting in the independent auditor's report is Li Man Kei.

吾等從與負責管治的人員溝通的事項中，決定哪些事項對本期綜合財務報表的審核工作最為重要，因而構成關鍵審核事項。除非法律或法規不容許公開披露此等事項，或於極罕有的情況下，吾等認為披露此等事項可合理預期的不良後果將超越公眾知悉此等事項的利益而不應於報告中披露，否則吾等會於核數師報告中描述此等事項。

有關獨立核數師報告內的審核委聘合夥人為李民基。

Deloitte Touche Tohmatsu
Certified Public Accountants
Hong Kong
10 March 2017

德勤 • 關黃陳方會計師行
執業會計師
香港
二零一七年三月十日

Consolidated Statement of Profit or Loss and Other Comprehensive Income

綜合損益及其他全面收益表

For the year ended 31 December 2016 截至二零一六年十二月三十一日止年度

		NOTES 附註	2016 二零一六年 RMB'000 人民幣千元	2015 二零一五年 RMB'000 人民幣千元
Revenue	營業額	5	11,827,268	9,572,424
Cost of sales	銷售成本		(8,550,184)	(6,926,148)
Gross profit	毛利		3,277,084	2,646,276
Other income, gains and losses	其他收入、收益及虧損	7	(230,817)	(130,973)
Change in fair value of investment properties	投資物業公平值變動	16	309,527	356,073
Gain (loss) on disposal of a subsidiary	出售一間附屬公司收益 (虧損)	42	385	(33,112)
Selling and distribution expenses	銷售及分銷開支		(592,275)	(488,511)
Administrative expenses	行政開支		(489,359)	(401,710)
Share of results of joint ventures	應佔合營企業業績		(32,137)	27,802
Finance costs	融資成本	8	(157,419)	(91,451)
Profit before tax	除稅前溢利	9	2,084,989	1,884,394
Income tax expense	所得稅開支	10	(1,078,381)	(976,901)
Profit for the year	年內溢利		1,006,608	907,493
Other comprehensive income (expense) Item that may be reclassified to profit or loss	其他全面收益(費用) 可能重新分類為損益的項目			
Net fair value gain on available-for-sale investments, net of income tax	可供出售投資的公平值 收益淨額，扣除所得稅		2,803	–
Exchange differences on translating foreign operations	換算海外業務的匯兌差額		26,911	(2,551)
			29,714	(2,551)
Profit and total comprehensive income (expense) for the year	年內溢利及全面收益(費用)總額		1,036,322	904,942
Profit for the year attributable to:	以下人士應佔年內溢利：			
– Owners of the Company	– 本公司擁有人		880,962	812,160
– Non-controlling interests	– 非控股權益		125,646	95,333
			1,006,608	907,493
Profit and total comprehensive income (expense) for the year attributable to:	以下人士應佔年內溢利 及全面收益(費用)總額：			
– Owners of the Company	– 本公司擁有人		902,664	810,170
– Non-controlling interests	– 非控股權益		133,658	94,772
			1,036,322	904,942
Earnings per share	每股盈利			
Basic (RMB cents)	基本(人民幣分)	13	32.30	29.17
Diluted (RMB cents)	攤薄(人民幣分)	13	32.30	29.17

Consolidated Statement of Financial Position

綜合財務狀況表

At 31 December 2016 於二零一六年十二月三十一日

		NOTES 附註	2016 二零一六年 RMB'000 人民幣千元	2015 二零一五年 RMB'000 人民幣千元
NON-CURRENT ASSETS				
NON-CURRENT ASSETS	非流動資產			
Property, plant and equipment	物業、廠房及設備	14	505,983	493,882
Prepaid lease payments	預付租賃款項	15	14,939	15,374
Investment properties	投資物業	16	5,424,507	4,504,545
Goodwill	商譽	17	1,602	–
Intangible assets	無形資產	18	2,956	–
Interests in joint ventures	於合營企業的權益	19	163,790	216,966
Available-for-sale investments	可供出售投資	20	9,707	75,000
Deferred tax assets	遞延稅項資產	21	183,279	171,134
Deposits paid for acquisitions of subsidiaries	收購附屬公司已付訂金	22	130,000	–
Amount due from a joint venture	應收一間合營企業款項	23	152,009	151,989
			6,588,772	5,628,890
CURRENT ASSETS				
CURRENT ASSETS	流動資產			
Properties for sale	可供銷售物業	24	43,486,574	31,792,372
Inventories	存貨		26,481	–
Trade and other receivables	貿易及其他應收款	25	3,604,457	1,752,635
Deposits paid for acquisition of land use rights	收購土地使用權已付訂金	26	147,053	–
Amounts due from non-controlling shareholders of subsidiaries	應收附屬公司非控股股東款項	27	364,823	26,534
Amounts due from related parties	應收關連公司款項	28	98,206	221,992
Amounts due from joint ventures	應收合營企業款項	29	386,350	105,320
Tax recoverable	可收回稅金		616,404	263,016
Prepaid lease payments	預付租賃款項	15	435	435
Derivative financial instruments	衍生金融工具	30	142,402	–
Restricted bank deposits	受限制銀行存款	31	485,578	1,266,632
Bank balances and cash	銀行結餘及現金	31	10,470,878	7,769,046
			59,829,641	43,197,982
CURRENT LIABILITIES				
CURRENT LIABILITIES	流動負債			
Trade and other payables	貿易及其他應付款	32	6,794,500	5,348,139
Deposits received for sale of properties	銷售物業已收訂金	32	20,523,884	9,823,411
Amounts due to non-controlling shareholders of subsidiaries	應付附屬公司非控股股東款項	27	163,098	104,728
Amounts due to joint ventures	應付合營企業款項	33	132,819	1,123,287
Tax liabilities	稅項負債		2,592,685	2,202,224
Bank and other borrowings	銀行及其他借款	34	2,997,390	2,570,344
Senior notes and bonds	優先票據及債券	37	1,508,498	–
Provisions	撥備	35	1,429,723	1,597,451
			36,142,597	22,769,584

Consolidated Statement of Financial Position (continued)

綜合財務狀況表(續)

At 31 December 2016 於二零一六年十二月三十一日

		NOTES 附註	2016 二零一六年 RMB'000 人民幣千元	2015 二零一五年 RMB'000 人民幣千元
NET CURRENT ASSETS	流動資產淨值		23,687,044	20,428,398
TOTAL ASSETS LESS CURRENT LIABILITIES	總資產減流動負債		30,275,816	26,057,288
NON-CURRENT LIABILITIES	非流動負債			
Other payable	其他應付款項		–	300,000
Bank and other borrowings	銀行及其他借款	34	3,795,392	4,802,953
Loans from non-controlling shareholders of subsidiaries	來自附屬公司非控股股東的貸款	36	1,187,400	–
Deferred tax liabilities	遞延稅項負債	21	582,560	454,100
Senior notes and bonds	優先票據及債券	37	10,079,171	8,924,378
			15,644,523	14,481,431
NET ASSETS	淨資產		14,631,293	11,575,857
CAPITAL AND RESERVES	資本及儲備			
Share capital	股本	38	25,292	26,355
Reserves	儲備		8,892,801	8,216,420
Equity attributable to owners of the Company	本公司擁有人應佔權益		8,918,093	8,242,775
Non-controlling interests	非控股權益		5,713,200	3,333,082
			14,631,293	11,575,857

The consolidated financial statements on pages 127 to 319 were approved and authorised for issue by the Board of Directors on 10 March 2017 and are signed on its behalf by:

載於第127頁至第319頁之綜合財務報表已於二零一七年三月十日獲董事會批准及授權刊發，並由下列人士代表董事會簽署：

Guo Zi Wen
郭梓文
DIRECTOR
董事

Guo Zi Ning
郭梓寧
DIRECTOR
董事

Consolidated Statement of Changes in Equity

綜合權益變動表

For the year ended 31 December 2016 截至二零一六年十二月三十一日止年度

		Attributable to owners of the Company 本公司擁有人應佔											Non-controlling interests	Total
		Share capital	Share premium	Capital redemption reserve	Statutory reserve	Special reserve	Translation reserve	Revaluation reserve	Share option reserve	Retained profits	Sub-total			
		股本	股份溢價	贖回儲備	法定儲備	特別儲備	換算儲備	重估儲備	購股權儲備	保留盈利	小計	非控股權益		
		RMB'000	RMB'000	RMB'000	RMB'000	RMB'000	RMB'000	RMB'000	RMB'000	RMB'000	RMB'000	RMB'000		
人民幣千元	人民幣千元	人民幣千元	人民幣千元	人民幣千元	人民幣千元	人民幣千元	人民幣千元	人民幣千元	人民幣千元	人民幣千元	人民幣千元	人民幣千元		
At 1 January 2015	於二零一五年一月一日	26,355	4,343,438	-	98,499	268,981	-	37,735	388	2,944,056	7,719,452	1,314,636	9,034,088	
Profit for the year	年內溢利	-	-	-	-	-	-	-	-	812,160	812,160	95,333	907,493	
Exchange differences arising in translating to presentation currency	換算為呈列貨幣產生之匯兌差額	-	-	-	-	-	(1,990)	-	-	-	(1,990)	(561)	(2,551)	
Profit and total comprehensive expense for the year	年內溢利及全面費用總額	-	-	-	-	-	(1,990)	-	-	812,160	810,170	94,772	904,942	
Appropriation to statutory reserve	撥充法定儲備	-	-	-	16,065	-	-	-	-	(16,065)	-	-	-	
Recognition of equity-settled share-based payments	確認為以股本結算以股份為基礎的付款	-	-	-	-	-	-	-	321	-	321	-	321	
Transfer of share option reserve upon forfeiture of share options	沒收購股權後轉撥購股權儲備	-	-	-	-	-	-	-	(709)	709	-	-	-	
Acquisition of subsidiaries (note 41)	收購附屬公司(附註41)	-	-	-	-	-	-	-	-	-	-	105,111	105,111	
Deemed disposal of partial interests in subsidiaries without loss of control	視為出售附屬公司的部分權益而並無失去控制權	-	-	-	-	5,136	-	-	-	-	5,136	1,194,864	1,200,000	
Derecognition of non-controlling interests upon deemed disposal of subsidiaries (note 42(d))	視為出售附屬公司後終止確認非控股權益(附註42(d))	-	-	-	-	-	-	-	-	-	-	(7,284)	(7,284)	
Disposal of a subsidiary (note 42(a))	出售一間附屬公司(附註42(a))	-	-	-	-	-	-	-	-	-	-	(13,802)	(13,802)	
Dividend recognised as distribution (note 12)	確認為分派的股息(附註12)	-	-	-	-	-	-	-	-	(292,304)	(292,304)	-	(292,304)	
Dividend paid to non-controlling shareholders of subsidiaries	向附屬公司的非控股股東派付股息	-	-	-	-	-	-	-	-	-	-	(53,552)	(53,552)	
Acquisition of non-controlling interests from non-controlling shareholders of subsidiaries	向附屬公司的非控股股東收購非控股權益	-	-	-	-	-	-	-	-	-	-	(9,534)	(9,534)	
Capital contribution from non-controlling interests	非控股權益注資	-	-	-	-	-	-	-	-	-	-	707,871	707,871	
At 31 December 2015	於二零一五年十二月三十一日	26,355	4,343,438	-	114,564	274,117	(1,990)	37,735	-	3,448,556	8,242,775	3,333,082	11,575,857	

Consolidated Statement of Changes in Equity (continued)

綜合權益變動表(續)

For the year ended 31 December 2016 截至二零一六年十二月三十一日止年度

		Attributable to owners of the Company 本公司擁有人應佔											
		Share capital	Share premium	Capital redemption reserve 股本贖回儲備	Statutory reserve 法定儲備	Special reserve 特別儲備	Translation reserve 外幣兌換儲備	Revaluation reserve 重估儲備	Share option reserve 購股權儲備	Retained profits 保留盈利	Sub-total	Non-controlling interests	Total
		股本	股份溢價	贖回儲備	法定儲備	特別儲備	外幣兌換儲備	重估儲備	購股權儲備	保留盈利	小計	非控股權益	總計
		RMB'000	RMB'000	RMB'000	RMB'000	RMB'000	RMB'000	RMB'000	RMB'000	RMB'000	RMB'000	RMB'000	RMB'000
		人民幣千元	人民幣千元	人民幣千元	人民幣千元	人民幣千元	人民幣千元	人民幣千元	人民幣千元	人民幣千元	人民幣千元	人民幣千元	人民幣千元
					(Note a) (附註a)			(Note b) (附註b)					
Profit for the year	年內溢利	-	-	-	-	-	-	-	880,962	880,962	125,646	1,006,608	
Exchange differences arising in translating to presentation currency	換算為呈列貨幣產生之匯兌差額	-	-	-	-	-	18,899	-	-	-	18,899	8,012	26,911
Net fair value gain on AFS investments, net of income tax	可供出售投資公平值收益淨額，扣除所得稅	-	-	-	-	-	-	2,803	-	-	2,803	-	2,803
Profit and total comprehensive income for the year	年內溢利及全面收益總額	-	-	-	-	-	18,899	2,803	-	880,962	902,664	133,658	1,036,322
Appropriation to statutory reserve	撥至法定儲備	-	-	-	19,501	-	-	-	-	(19,501)	-	-	-
Shares repurchased and cancelled	已購回及註銷的股份	(1,063)	(159,013)	1,063	-	-	-	-	-	3,322	(155,691)	-	(155,691)
Recognition of equity-settled share-based payments	確認為股本結算以股份為基礎的付款	-	-	-	-	-	-	-	376	-	376	-	376
Acquisitions of subsidiaries (note 41)	收購附屬公司(附註41)	-	-	-	-	-	-	-	-	-	-	994,800	994,800
Disposal of partial interests in a subsidiary without loss of control (note 42(b))	出售一間附屬公司的部分權益而並無失去控制權(附註42(b))	-	-	-	-	775	-	-	-	-	775	1,399,225	1,400,000
Deemed disposal of partial interests in subsidiaries without loss of control (note 42(c))	視為出售附屬公司的部分權益而並無失去控制權(附註42(c))	-	-	-	-	5,096	-	-	-	-	5,096	686,904	692,000
Disposal of a subsidiary (note 42(a))	出售一間附屬公司(附註42(a))	-	-	-	-	-	-	-	-	-	-	(77)	(77)
Dividend recognised as distribution (note 12)	確認為分派的股息(附註12)	-	-	-	-	-	-	-	-	(244,978)	(244,978)	-	(244,978)
Dividend paid to non-controlling shareholders of subsidiaries	向附屬公司的非控股股東派付股息	-	-	-	-	-	-	-	-	-	-	(326,954)	(326,954)
Decrease in capital contribution by a former non-controlling shareholder of a subsidiary (note 41(c)(ii))	一間附屬公司的一名前任非控股股東注資減少(附註41(c)(ii))	-	-	-	-	-	-	-	-	-	-	(126,000)	(126,000)
Acquisitions of non-controlling interests from non-controlling shareholders of subsidiaries (note 41(c))	向附屬公司的非控股股東收購非控股權益(附註41(c))	-	-	-	-	167,076	-	-	-	-	167,076	(381,738)	(214,662)
Capital contribution from non-controlling interests	非控股權益注資	-	-	-	-	-	-	-	-	-	-	300	300
At 31 December 2016	於二零一六年十二月三十一日	25,292	4,184,425	1,063	134,065	447,064	16,909	40,538	376	4,068,361	8,918,093	5,713,200	14,631,293

Consolidated Statement of Changes in Equity (continued)

綜合權益變動表(續)

For the year ended 31 December 2016 截至二零一六年十二月三十一日止年度

Notes:

- (a) The statutory reserve represents the amount transferred from net profit for the year of the subsidiaries established in the People's Republic of China (the "PRC") (based on the subsidiaries' PRC statutory financial statements) in accordance with the relevant PRC laws until the statutory reserve reaches 50% of the registered capital of the subsidiaries. The statutory reserve cannot be reduced except either in setting off the accumulated losses or increasing capital.
- (b) Revaluation reserve include (i) during the year ended 31 December 2007, revaluation surplus arising from transfer of owner-occupied properties to investment properties at the date of change in use amounted to RMB50,313,000 net of related deferred tax liability of RMB12,578,000 was credited to property revaluation reserve; and (ii) fair value gain of RMB2,803,000 (2015: nil) on available-for-sale investments, net of income tax are recognised in other comprehensive income and accumulated under revaluation reserve during year ended 31 December 2016.

附註：

- (a) 法定儲備指根據中華人民共和國(「中國」)相關法律，從於中國成立的附屬公司轉撥年內純利(根據附屬公司之中國法定財務報表)轉出金額，直至法定儲備達到附屬公司註冊資本之50%。法定儲備不得減少，惟用於抵銷累計虧損或資本增加除外。
- (b) 重估儲備包括(i)截至二零零七年十二月三十一日止年度，於變動用途日期轉撥自用物業至投資物業所產生的重估盈餘為人民幣50,313,000元(經扣除相關遞延稅項負債人民幣12,578,000元)，已撥入物業重估儲備；及(ii)於截至二零一六年十二月三十一日止年度，可供出售投資之公平值收益人民幣2,803,000元(二零一五年：零)(扣除所得稅)已確認於其他全面收益及於重估儲備項下累計。

Consolidated Statement of Cash Flows

綜合現金流量表

For the year ended 31 December 2016 截至二零一六年十二月三十一日止年度

	NOTES 附註	2016 二零一六年 RMB'000 人民幣千元	2015 二零一五年 RMB'000 人民幣千元
OPERATING ACTIVITIES			
Profit before tax	經營活動 除稅前溢利	2,084,989	1,884,394
Adjustments for:	經下列調整：		
Change in fair value of investment properties	投資物業公平值變動	(309,527)	(356,073)
Change in fair value of derivative financial instruments	衍生金融工具公平值變動	(142,402)	-
Finance costs	融資成本	157,419	91,451
Share of results of joint ventures	應佔合營企業業績	32,137	(27,802)
(Gain) loss on disposal of a subsidiary	出售一間附屬公司(收益)虧損	(385)	33,112
Share-based payments	以股份為基礎的付款	376	321
Depreciation of property, plant and equipment	物業、廠房及設備折舊	41,670	34,329
Release of prepaid lease payments	預付租賃付款撥回	435	435
Amortisation of intangible assets	無形資產攤銷	129	-
Bank interest income	銀行利息收入	(54,458)	(71,739)
Other interest income	其他利息收入	(4,313)	(29,260)
Dividend income from available-for-sale investments	可供出售投資的股息收入	-	(2,500)
Gain on disposal of available-for-sale investments	出售可供出售投資的收益	(11,919)	-
Loss (gain) on disposal of property, plant and equipment	出售物業、廠房及設備虧損(收益)	1,102	(6,870)
Unrealised foreign exchange losses	未變現外匯虧損	472,358	277,509
Operating cash flows before movements in working capital	營運資金變動前的經營現金流量	2,267,611	1,827,307
Increase in inventories	存貨增加	(26,481)	-
Increase in properties for sale	可供銷售物業增加	(1,676,325)	(4,908,334)
Increase in deposits paid for acquisition of land use rights	收購土地使用權已付訂金增加	(147,053)	-
(Increase) decrease in trade and other receivables	貿易及其他應收款(增加)減少	(1,704,913)	54,195
(Decrease) increase in trade and other payables	貿易及其他應付款(減少)增加	(364,933)	206,983
Increase in deposits received for sale of properties	銷售物業已收訂金增加	10,011,703	1,477,538
Cash used in operations	經營所用現金	8,359,609	(1,342,311)
Income taxes paid	已付所得稅	(879,734)	(479,806)
Interest paid	已付利息	(1,535,005)	(1,201,282)
NET CASH FROM (USED IN) OPERATING ACTIVITIES	經營活動所得(所用)現金淨額	5,944,870	(3,023,399)
INVESTING ACTIVITIES			
Payments for investment properties	投資物業付款	(660,707)	(848,738)
Deposits paid for acquisitions of subsidiaries	收購附屬公司已付訂金	(130,000)	-
Acquisition of subsidiaries (net of cash and cash equivalents acquired)	收購附屬公司(扣除所收購現金及現金等價物)	(3,193,702)	234,483
Purchases of property, plant and equipment	購買物業、廠房及設備	(42,521)	(35,844)
Advance to non-controlling shareholders of subsidiaries	向附屬公司非控股股東墊款	(338,289)	(5,520)
Advance to joint ventures	向合營企業墊款	(628,393)	-
Repayment from joint ventures	合營企業還款	55,294	103,382
Advance to related parties	向關連公司墊款	(44,741)	(47,928)
Repayment from related parties	關連公司還款	41,628	-
Decrease (increase) in restricted bank deposits	受限制銀行存款減少(增加)	781,054	(201,632)
Proceeds from disposal of property, plant and equipment	出售物業、廠房及設備所得款項	-	17,123
Proceeds from disposal of investment properties	出售投資物業所得款項	10,813	-

Consolidated Statement of Cash Flows (continued)

綜合現金流量表(續)

For the year ended 31 December 2016 截至二零一六年十二月三十一日止年度

		NOTE 附註	2016 二零一六年 RMB'000 人民幣千元	2015 二零一五年 RMB'000 人民幣千元
Disposal of a subsidiary (net of cash and cash equivalents disposed of)	出售一間附屬公司(扣除所出售現金及現金等價物)	42(a)	(4,936)	(11)
Interest received	已收利息		54,458	79,620
Dividend received from available-for-sale investments	可供出售投資的股息收入		-	2,500
Investment in available-for-sale investments	投資可供出售投資		-	(50,000)
Proceed from disposal of available-for-sale investments	出售可供出售投資所得款項		30,950	-
Deemed disposal of partial interests in subsidiaries resulting in loss of controls	視為出售附屬公司的部分權益(導致失去控制權)	42(d)	-	(171,690)
NET CASH USED IN INVESTING ACTIVITIES	投資活動所用現金淨額		(4,069,092)	(924,255)
FINANCING ACTIVITIES	融資活動			
New bank and other borrowings raised	新增銀行及其他借款		5,244,900	6,005,610
Repayment of bank and other borrowings	償還銀行及其他借款		(5,915,611)	(6,318,418)
Proceeds received from senior notes and bonds, net of issue expenses	優先票據及債券所得款項, 扣除發行開支		3,575,488	5,929,955
Redemption of senior notes	贖回優先票據		(1,463,066)	(768,350)
Advance from (repayment to) non-controlling shareholders of subsidiaries	墊付自(還款予)附屬公司的非控股股東		58,370	(38,531)
Loans from non-controlling shareholders of subsidiaries	來自附屬公司非控股股東的貸款		302,100	-
Repayment of loans from non-controlling shareholders of subsidiaries	償還來自附屬公司非控股股東的貸款		(1,600,000)	-
(Repayment to) advance from joint ventures	(還款予)墊付自合營企業		(544,588)	977,895
Dividends paid to owners of the Company	向本公司擁有人派付股息		(244,978)	(292,304)
Dividends paid to non-controlling shareholders of subsidiaries of the Company	向本公司附屬公司的非控股股東派付股息		(326,954)	(53,552)
Proceeds from disposal of partial interest in a subsidiary without loss of control	出售一間附屬公司部分權益(並無失去控制權)所得款項		1,400,000	-
Proceeds from deemed disposal of partial interests in subsidiaries without loss of controls	視為出售附屬公司部分權益(並無失去控制權)所得款項		692,000	1,200,000
Acquisition of non-controlling interests from non-controlling shareholders of subsidiaries	向附屬公司的非控股股東收購非控股權益		(214,662)	(9,534)
Shares repurchased	已購回股份		(155,691)	-
Contribution from non-controlling shareholders	非控股股東注資		300	171,021
NET CASH FROM FINANCING ACTIVITIES	融資活動所得現金淨額		807,608	6,803,792
NET INCREASE IN CASH AND CASH EQUIVALENTS	現金及現金等價物增加淨額		2,683,386	2,856,138
EFFECT OF FOREIGN EXCHANGE RATE CHANGES	匯率變動影響		18,446	60,600
CASH AND CASH EQUIVALENTS AT THE BEGINNING OF THE YEAR	於年初的現金及現金等價物		7,769,046	4,852,308
CASH AND CASH EQUIVALENTS AT THE END OF THE YEAR, REPRESENTED BY BANK BALANCES AND CASH	於年終的現金及現金等價物, 即銀行結餘及現金		10,470,878	7,769,046

Notes to the Consolidated Financial Statements

綜合財務報表附註

For the year ended 31 December 2016 截至二零一六年十二月三十一日止年度

1. General

The Company is a limited company incorporated in the Cayman Islands and its shares are listed on the The Stock Exchange of Hong Kong Limited (the “SEHK”). The addresses of the registered office and the principal place of business of the Company are disclosed in the Corporate Information section to the annual report.

The Company acts as an investment holding company. Details of the principal activities of its subsidiaries are set out in note 50.

The consolidated financial statements are presented in Renminbi (“RMB”), which is the same as the functional currency of the Company.

2. Application of New and Amendments to International Financial Reporting Standards (“IFRSs”)

The Group has applied the following amendments to IFRSs issued by the International Accounting Standards Board (the “IASB”) for the first time in the current year.

Amendments to IFRS 11	Accounting for Acquisitions of Interests in Joint Operations
Amendments to IAS 1	Disclosure Initiative
Amendments to IAS 16 and IAS 38	Clarification of Acceptable Methods of Depreciation and Amortisation
Amendments to IAS 16 and IAS 41	Agriculture: Bearer Plants
Amendments to IFRS 10, IFRS 12 and IAS 28	Investment Entities: Applying the Consolidation Exception
Amendments to IFRSs	Annual Improvements to IFRSs 2012-2014 Cycle

1. 一般資料

本公司為一間於開曼群島註冊成立的有限公司，其股份於香港聯合交易所有限公司（「香港聯交所」）上市。本公司的註冊辦事處地址及主要營業地點於年報內公司資料一節披露。

本公司為投資控股公司，其附屬公司主要業務詳情載於附註50。

綜合財務報表以本公司功能貨幣人民幣（「人民幣」）呈列。

2. 採用新訂國際財務報告準則及對準則的修訂（「國際財務報告準則」）

於本年度，本集團首次應用下列由國際會計準則委員會（「國際會計準則委員會」）所頒佈國際財務報告準則修訂。

國際財務報告準則第11號之修訂	收購共同經營權益的會計法
國際會計準則第1號之修訂	披露計劃
國際會計準則第16號及國際會計準則第38號之修訂	折舊及攤銷可接受方法之澄清
國際會計準則第16號及國際會計準則第41號之修訂	農業：生產性植物
國際財務報告準則第10號、國際財務報告準則第12號及國際會計準則第28號之修訂	投資實體：應用合併的例外情況
國際財務報告準則之修訂	國際財務報告準則於二零一二年至二零一四年週期的年度改進

Notes to the Consolidated Financial Statements (continued)

綜合財務報表附註(續)

For the year ended 31 December 2016 截至二零一六年十二月三十一日止年度

2. Application of New and Amendments to International Financial Reporting Standards (“IFRSs”) (continued)

The application of the above amendments to IFRSs in the current year has had no material effect on the Group’s financial performance and position for the current and prior years and/or disclosures set out in the consolidated financial statements.

The Group has not early applied the following new and amendments to IFRSs that have been issued but are not yet effective.

IFRS 9	Financial Instruments ¹
IFRS 15	Revenue from Contracts with Customers and the related Amendments ¹
IFRS 16	Leases ²
IFRIC 22	Foreign Currency Transactions and Advance Consideration ¹
Amendments to IFRS 2	Classification and Measurement of Share-based Payment Transactions ¹
Amendments to IFRS 4	Applying IFRS 9 Financial Instruments with IFRS 4 Insurance Contracts ¹
Amendments to IFRS 10 and IAS 28	Sale or Contribution of Assets between an Investor and its Associate or Joint Venture ³
Amendments to IAS 7	Disclosure Initiative ⁴
Amendments to IAS 12	Recognition of Deferred Tax Assets for Unrealised Losses ⁴
Amendments to IAS 40	Transfers of Investment Property ¹
Amendments to IFRSs	Annual Improvements to IFRS Standards 2014-2016 Cycle ⁵

2. 採用新訂國際財務報告準則及對準則的修訂(「國際財務報告準則」)(續)

於本年度應用上述對國際財務報告準則的修訂對本集團於本年度及過往年度的財務表現及狀況及／或於綜合財務報表載列的披露並無重大影響。

本集團並無提早應用下列已頒佈但尚未生效的新訂國際財務報告準則及對準則的修訂。

國際財務報告準則第9號	金融工具 ¹
國際財務報告準則第15號	客戶合約收益及相關修訂 ¹
國際財務報告準則第16號	租賃 ²
國際財務報告詮釋委員會詮釋第22號	外幣交易及預付代價 ¹
國際財務報告準則第2號之修訂	以股份為基礎的支付交易之分類及計量 ¹
國際財務報告準則第4號之修訂	應用國際財務報告準則第9號「金融工具」與國際財務報告準則第4號「保險合約」 ¹
國際財務報告準則第10號及國際會計準則第28號之修訂	投資者與其聯營公司或合營企業之間的資產出售或投入 ³
國際會計準則第7號之修訂	披露措施 ⁴
國際會計準則第12號之修訂	就未變現虧損確認遞延稅項資產 ⁴
國際會計準則第40號之修訂	轉讓投資物業 ¹
國際財務報告準則之修訂	國際財務報告準則於二零一四年至二零一六年週期的年度改進 ⁵

Notes to the Consolidated Financial Statements (continued)

綜合財務報表附註(續)

For the year ended 31 December 2016 截至二零一六年十二月三十一日止年度

2. Application of New and Amendments to International Financial Reporting Standards (“IFRSs”) (continued)

- 1 Effective for annual periods beginning on or after 1 January 2018
- 2 Effective for annual periods beginning on or after 1 January 2019
- 3 Effective for annual periods beginning on or after a date to be determined
- 4 Effective for annual periods beginning on or after 1 January 2017
- 5 Effective for annual periods beginning on or after 1 January 2017 or 1 January 2018, as appropriate

IFRS 9 Financial Instruments

IFRS 9 introduces new requirements for the classification and measurement of financial assets, financial liabilities, general hedge accounting and impairment requirements of financial assets.

Key requirements of IFRS 9 which are relevant to the Group are:

- All recognised financial assets that are within the scope of IFRS 9 are required to be subsequently measured at amortised cost or fair value. Specifically, debt investments that are held within a business model whose objective is to collect the contractual cash flows, and that have contractual cash flows that are solely payments of principal and interest on the principal outstanding are generally measured at amortised cost at the end of subsequent accounting periods. Debt instruments that are held within a business model whose objective is achieved both by collecting contractual cash flows and selling financial assets, and that have contractual terms of the financial asset give rise on specified dates to cash flows that are solely payments of principal and interest on the principal amount outstanding, are generally measured at fair value through other comprehensive income (“FVTOCI”). All other debt investments and equity investments are measured at their fair value at the end of subsequent accounting periods. In addition, under IFRS 9, entities may make an irrevocable election to present subsequent changes in the fair value of an equity investment (that is not held for trading) in other comprehensive income, with only dividend income generally recognised in profit or loss.

2. 採用新訂國際財務報告準則及對準則的修訂(「國際財務報告準則」)(續)

- 1 於二零一八年一月一日或之後開始的年度期間生效
- 2 於二零一九年一月一日或之後開始的年度期間生效
- 3 於待定期限或之後開始的年度期間生效
- 4 於二零一七年一月一日或之後開始的年度期間生效
- 5 於二零一七年一月一日(或二零一八年一月一日(按適用者))或之後開始的年度期間生效

國際財務報告準則第9號「金融工具」

國際財務報告準則第9號引入有關金融資產、金融負債的分類及計量的新規定、一般對沖會計處理及金融資產的減值規定。

與本集團有關之國際財務報告準則第9號之主要規定：

- 屬國際財務報告準則第9號範圍內之所有已確認金融資產其後均須按攤銷成本或公平值計量。具體而言，於目的為收取合約現金流量之業務模式下持有以及附有純粹作本金及尚未償還本金利息付款之合約現金流量之債項投資，一般於其後之會計期間結束時按攤銷成本計量。於目標為透過收回合約現金流量及出售金融資產達致之業務模式中持有之債務工具，且其合約條款於指定日期產生之現金流量僅為本金付款及尚未償還本金額之利息，乃一般按透過其他全面收益之公平值計量。所有其他債項投資及股權投資均於其後之會計期間結束時按公平值計量。此外，根據國際財務報告準則第9號，實體可作出不可撤回選擇，於其他全面收益呈列並非持作買賣之股權投資之公平值之其後變動，僅股息收入一般於損益確認。

Notes to the Consolidated Financial Statements (continued)

綜合財務報表附註(續)

For the year ended 31 December 2016 截至二零一六年十二月三十一日止年度

2. Application of New and Amendments to International Financial Reporting Standards (“IFRSs”) (continued)

IFRS 9 Financial Instruments (continued)

Key requirements of IFRS 9: (continued)

- In relation to the impairment of financial assets, IFRS 9 required an expected credit loss model, as opposed to an incurred credit loss model under IAS 39. The expected credit loss model required an entity to account for expected credit losses and changes in those and changes in those expected credit losses at each reporting date to reflect changes in credit risk since initial recognition. In other words, it is no longer necessary for a credit event to have occurred before credit losses are recognised.

Application of IFRS 9 in the future may have a material impact on the classification and measurement of the Group’s financial assets and financial liabilities. The Group’s available-for-sale investments will either be measured at fair value through profit or loss or be designated as FVTOCI (subject to fulfilment of the designation criteria). In addition, the expected credit loss model may result in early provision of credit losses which are not yet incurred in relation to the Group’s financial assets measured at amortised cost. However, it is not practicable to provide a reasonable estimate of the effect of IFRS 9 until the Group performs a detailed review.

2. 採用新訂國際財務報告準則及對準則的修訂(「國際財務報告準則」)(續)

國際財務報告準則第9號「金融工具」(續)

國際財務報告準則第9號之主要規定：
(續)

- 就金融資產之減值而言，與國際會計準則第39號項下所產生信貸虧損模式計算相反，國際財務報告準則第9號規定按預期信貸虧損模式計算。預期信貸虧損模式規定實體於預期信貸虧損及該等預期信貸虧損於各報告日期之變動入賬，以反映自初步確認以來之信貸風險變動。換言之，毋須再待發生信貸事件方確認信貸虧損。

日後應用國際財務報告準則第9號可能對本集團的金融資產及金融負債的分類及計量產生重大影響。本集團的可供出售投資將會按以公平值透過損益或指定為以公平值透過其他全面收益計量(須達致指定標準)。此外，就本集團按攤銷成本計量的金融資產而言，預期信貸虧損模式或會導致提早對尚未產生的信貸虧損作出撥備。然而，於本集團完成詳盡審閱前，提供國際財務報告準則第9號影響之合理預測並不切實可行。

2. Application of New and Amendments to International Financial Reporting Standards (“IFRSs”) (continued)

IFRS 15 Revenue from Contracts with Customers

IFRS 15 was issued which establishes a single comprehensive model for entities to use in accounting for revenue arising from contracts with customers. IFRS 15 will supersede the current revenue recognition guidance including IAS 18 “Revenue,” IAS 11 “Construction Contracts” and the related interpretations when it becomes effective.

The core principle of IFRS 15 is that an entity should recognise revenue to depict the transfer of promised goods or services to customers in an amount that reflects the consideration to which the entity expects to be entitled in exchange for goods or services. Specifically, the standard introduces a 5-step approach to revenue recognition:

2. 採用新訂國際財務報告準則及對準則的修訂(「國際財務報告準則」)(續)

國際財務報告準則第15號「來自客戶合約的收入」

國際財務報告準則第15號已頒佈，其制定一項單一全面模式供實體用作將自客戶合約所產生的收益入賬。於國際財務報告準則第15號生效後，其將取代現時載於國際會計準則第18號「收益」、國際會計準則第11號「建築合約」及相關詮釋的收益確認指引。

國際財務報告準則第15號的核心原則為實體所確認描述向客戶轉讓承諾貨品或服務的收益金額，應為能反映該實體預期就交換該等貨品或服務有權獲得的代價。具體而言，該準則引入收益確認的五個步驟：

2. Application of New and Amendments to International Financial Reporting Standards (“IFRSs”) (continued)

IFRS 15 Revenue from Contracts with Customers (continued)

- Step 1: Identify the contract(s) with customer
- Step 2: Identify the performance obligation in the contract
- Step 3: Determine the transaction price
- Step 4: Allocate the transaction price to the performance obligations in the contract
- Step 5: Recognise revenue when (or as) the entity satisfies a performance obligation

Under IFRS 15, an entity recognises revenue when (or as) a performance obligation is satisfied, i.e. when “control” of the goods or services underlying the particular performance obligation is transferred to the customer. Far more prescriptive guidance has been added in IFRS 15 to deal with specific scenarios. Furthermore, extensive disclosures are required by IFRS 15.

In April 2016, the IASB issued Clarifications to IFRS 15 in relation to the identification of performance obligations, principal versus agent considerations, as well as licensing application guidance.

The executive directors of the Company anticipate that the application of IFRS 15 in the future may result in more disclosures, however, the executive directors of the Company do not anticipate that the application of IFRS 15 will have a material impact on the timing and amounts of revenue recognised in the respective reporting periods.

2. 採用新訂國際財務報告準則及對準則的修訂(「國際財務報告準則」)(續)

國際財務報告準則第15號「來自客戶合約的收入」(續)

- 第一步： 識別與客戶訂立的合約
- 第二步： 識別合約中的履約責任
- 第三步： 釐定交易價
- 第四步： 將交易價分配至合約中的履約責任
- 第五步： 於實體完成履約責任時(或就此)確認收益

根據國際財務報告準則第15號，實體於完成履約責任時(或就此)確認收益，即於特定履約責任相關的商品或服務的「控制權」轉讓予客戶時。國際財務報告準則第15號已就特別情況的處理方法加入更明確的指引。此外，國際財務報告準則第15號要求更詳盡的披露。

於二零一六年四月，國際會計準則委員會頒佈國際財務報告準則第15號有關確認履約義務、主理人與代理人之考量及授權應用指引之澄清。

本公司執行董事預期，未來應用國際財務報告準則第15號可能導致更多披露，然而，本公司執行董事預期應用國際財務報告準則第15號將不會對相關報告期間已確認的收入時間及金額有重大影響。

2. Application of New and Amendments to International Financial Reporting Standards (“IFRSs”) (continued)

IFRS 16 Leases

IFRS 16 introduces a comprehensive model for the identification of lease arrangements and accounting treatments for both lessors and lessees. IFRS 16 will supersede the current lease guidance including IAS 17 Leases and the related interpretations when it becomes effective.

IFRS 16 distinguishes leases and service contracts on the basis of whether an identified asset is controlled by a customer. Distinctions of operating leases (off balance sheet) and finance leases (on balance sheet) are removed for lessee accounting and is replaced by a model where a right-of-use asset and a corresponding liability have to be recognised for all leases by lessees (i.e. all on balance sheet) except for short-term leases and leases of low value assets.

The right-of-use asset is initially measured at cost and subsequently measured at cost (subject to certain exceptions) less accumulated depreciation and impairment losses, adjusted for any remeasurement of the lease liability. The lease liability is initially measured at the present value of the lease payments that are not paid at that date. Subsequently, the lease liability is adjusted for interest and lease payments, as well as the impact of lease modifications, amongst others. For the classification of cash flows, the Group currently presents upfront prepaid lease payments as investing cash flows in relation to leasehold lands for owned use and those classified as investment properties while other operating lease payments are presented as operating cash flows. Under the IFRS 16, lease payments in relation to lease liability will be allocated into a principal and an interest portion which will be presented as financing and operating cash flows respectively.

2. 採用新訂國際財務報告準則及對準則的修訂(「國際財務報告準則」)(續)

國際財務報告準則第16號「租賃」

國際財務報告準則第16號為識別出租人及承租人的租賃安排及會計處理引入一個綜合模式。國際財務報告準則第16號於生效日期起將取代現有租賃確認指引，包括國際會計準則第17號「租賃」及有關詮釋。

國際財務報告準則第16號根據所識別資產是否由客戶控制來區分租賃及服務合約。除短期租賃及低值資產情況外，經營租賃(資產負債表外)及融資租賃(資產負債表上)的差異自承租人會計處理中移除，並由承租人須就所有租賃(即所有租賃均在資產負債表上)確認使用權資產及相應負債的模式替代。

使用權資產初步按成本計量，隨後按成本(若干例外情況除外)減累計折舊及減值虧損計量，經租賃負債任何重新計量調整。租賃負債初步按當時未支付租賃付款現值計量。隨後，租賃負債經(其中包括)利息及租賃付款以及租賃修改影響予以調整。就現金流分類而言，本集團現時呈列先期預付租賃款項作為有關自用租賃土地及該等分類為投資物業的投資現金流，而其他經營租賃付款呈列為經營現金流。根據國際財務報告準則第16號，有關租賃負債租賃付款將分配至本金及利息部分，將分別呈列為融資及經營現金流。

Notes to the Consolidated Financial Statements (continued)

綜合財務報表附註(續)

For the year ended 31 December 2016 截至二零一六年十二月三十一日止年度

2. Application of New and Amendments to International Financial Reporting Standards (“IFRSs”) (continued)

IFRS 16 Leases (continued)

Under IAS 17, the Group has already recognised an asset and a related finance lease liability for finance lease arrangement and prepaid lease payments for leasehold lands where the Group is a lessee. The application of IFRS 16 may result in potential changes in classification of these assets depending on whether the Group presents right-of-use assets separately or within the same line item at which the corresponding underlying assets would be presented if they were owned.

In contrast to lessee accounting, IFRS 16 substantially carries forward the lessor accounting requirements in IAS 17, and continues to require a lessor to classify a lease either as an operating lease or a finance lease.

Furthermore, extensive disclosures are required by IFRS 16.

As at 31 December 2016, the Group has non-cancellable operating lease commitments of RMB183,117,000 as disclosed in note 44. A preliminary assessment indicates that these arrangements will meet the definition of a lease under IFRS 16, and hence the Group will recognise a right-of-use asset and a corresponding liability in respect of all these leases unless they qualify for low value or short-term leases upon the application of IFRS 16. The new requirement to recognise a right-of-use asset and a related lease liability is expected to have a significant impact on the amounts recognised in the Group's consolidated financial statements and the executive directors are currently assessing its potential impact. However, it is not practicable to provide a reasonable estimate of the financial effect until the Group performs a detailed review.

Except those mentioned above, the executive directors of the Company anticipate that the application of other new and revised IFRSs will have no material impact on the consolidated financial statements.

2. 採用新訂國際財務報告準則及對準則的修訂(「國際財務報告準則」)(續)

國際財務報告準則第16號「租賃」(續)

根據國際會計準則第17號，本集團已就租賃土地(本集團作為承租人)的融資租賃安排及預付租賃付款確認資產及相關融資租賃負債。應用國際財務報告準則第16號可能導致該等資產分類的潛在變動，視乎本集團是否分開呈列使用權資產或按將呈列相應有關資產(如擁有)相同項目呈列。

相比承租人會計法而言，國際財務報告準則第16號大致上轉承國際會計準則第17號之出租人會計法規定，並繼續要求出租人將租賃分類為經營租賃或融資租賃。

此外，國際財務報告準則第16號要求廣泛披露。

於二零一六年十二月三十一日，本集團擁有不可撤銷經營租賃承擔人民幣183,117,000元(如附註44所披露)。初步評估表示該等安排將符合國際財務報告準則第16號項下租賃界定，因此，本集團將確認使用權資產及有關所有該等租賃的相應負債，除非於應用國際財務報告準則第16號後符合低價值或短期租賃。預期確認使用權資產及相關租賃負債的新規定會對本集團的綜合財務報表內確認的金額產生重大影響，執行董事現正評估其潛在影響。然而，於本集團完成詳盡審閱前，提供財務影響的合理估計並不切實可行。

除上述者外，本公司執行董事預期應用其他新訂及經修訂國際財務報告準則將不會對綜合財務報表有重大影響。

Notes to the Consolidated Financial Statements (continued)

綜合財務報表附註(續)

For the year ended 31 December 2016 截至二零一六年十二月三十一日止年度

3. Significant Accounting Policies

The consolidated financial statements have been prepared in accordance with IFRSs issued by the IASB. In addition, the consolidated financial statements include applicable disclosures required by the Rules Governing the Listing of Securities on the SEHK ("Listing Rules") and by the Hong Kong Companies Ordinance.

The consolidated financial statements have been prepared on the historical cost basis except for certain properties and financial instruments that are measured at fair values at the end of the reporting period, as explained in the accounting policies set out below.

Historical cost is generally based on the fair value of the consideration given in exchange for goods and services.

Fair value is the price that would be received to sell an asset or paid to transfer a liability in an orderly transaction between market participants at the measurement date, regardless of whether that price is directly observable or estimated using another valuation technique. In estimating the fair value of an asset or a liability, the Group takes into account the characteristics of the asset or liability if market participants would take those characteristics into account when pricing the asset or liability at the measurement date. Fair value for measurement and/or disclosure purposes in these consolidated financial statements is determined on such a basis, except for share-based payment transactions that are within the scope of IFRS 2, leasing transactions that are within the scope of IAS 17, and measurements that have some similarities to fair value but are not fair value, such as net realisable value in IAS 2 or value in use in IAS 36.

A fair value measurement of a non-financial asset takes into account a market participant's ability to generate economic benefits by using the asset in its highest and best use or by selling it to another market participant that would use the asset in its highest and best use.

In addition, for financial reporting purposes, fair value measurements are categorised into Level 1, 2 or 3 based on the degree to which the inputs to the fair value measurements are observable and the significance of the inputs to the fair value measurement in its entirety, which are described as follows:

3. 主要會計政策

綜合財務報表已根據國際會計準則委員會頒佈之國際財務報告準則編製。此外，綜合財務報表包括香港聯交所證券上市規則(「上市規則」)及香港公司條例所規定之適用披露事項。

除下文會計政策所述於報告期末若干物業及金融工具以公平值計量外，綜合財務報表按歷史成本基準編製。

歷史成本一般基於交易貨品及服務時所涉代價的公平值。

公平值是指市場參與者之間在計量日期進行之有序交易中出售一項資產所收取價格或轉移一項負債所支付價格，無論該價格是採用其他估值技術直接觀察或估計。在對資產或負債公平值作出估計時，本集團考慮市場參與者在計量日期為該資產或負債進行定價時將會考慮之特徵。於本綜合財務報表中計量及／或披露之公平值均按此基準釐定，惟不包括國際財務報告準則第2號範圍內的以股份為基礎支付的交易、國際會計準則第17號範圍內的租賃交易、以及與公平值類似但並非公平值的計量，例如國際會計準則第2號中之可變現淨值或國際會計準則第36號中之使用價值。

非金融資產之公平值計量乃考慮市場參與者通過使用其資產之最高及最佳用途或將其出售予將使用其最高及最佳用途之另一市場參與者，而能夠產生經濟利益之能力。

此外，就財務報告而言，公平值計量根據公平值計量之輸入數據可觀察程度及公平值計量之輸入數據對其整體重要性分類為第一級、第二級或第三級，詳情如下：

Notes to the Consolidated Financial Statements (continued)

綜合財務報表附註(續)

For the year ended 31 December 2016 截至二零一六年十二月三十一日止年度

3. Significant Accounting Policies (continued)

- Level 1 inputs are quoted prices (unadjusted) in active markets for identical assets or liabilities that the entity can access at the measurement date;
- Level 2 inputs are inputs, other than quoted prices included within Level 1, that are observable for the asset or liability, either directly or indirectly; and
- Level 3 inputs are unobservable inputs for the asset or liability.

The principal accounting policies adopted are set out below:

Basis of consolidation

The consolidated financial statements incorporate the financial statements of the Company and entities controlled by the Company and its subsidiaries. Control is achieved where the Company:

- has power over the investee;
- is exposed, or has rights, to variable returns from its involvement with the investee; and
- has the ability to use its power to affect its returns.

The Group reassesses whether or not it controls an investee if facts and circumstances indicate that there are changes to one or more of the three elements of control listed above.

Consolidation of a subsidiary begins when the Group obtains control over the subsidiary and ceases when the Group loses control of the subsidiary. Specifically, income and expenses of a subsidiary acquired or disposed of during the year are included in the consolidated statement of profit or loss and other comprehensive income from the date of the Group gains control until the date when the Group ceases to control the subsidiary.

3. 主要會計政策(續)

- 第一級輸入數據為實體於計量日期可以取得之相同資產或負債於活躍市場之報價(未經調整)；
- 第二級輸入數據為就資產或負債直接或間接地可觀察之輸入數據(第一級內包括之報價除外)；及
- 第三級輸入數據為資產或負債之不可觀察輸入數據。

所採納的主要會計政策載列如下：

綜合基準

綜合財務報表包括本公司及受本公司及其附屬公司控制之實體之財務報表。本公司在下列情況下，即屬擁有控制權：

- 有權控制被投資方；
- 因其參與被投資方業務而對可變回報承擔風險或享有權利；及
- 有能力以其權力影響其回報。

倘有事實及情況顯示上列三項控制權條件之其中一項或多項有變，本集團會重新評估其是否控制被投資方。

當本集團取得附屬公司之控制權，便將該附屬公司綜合入賬；當本集團失去附屬公司之控制權，便停止將該附屬公司綜合入賬。具體而言，年內收購或出售之附屬公司之收入及支出會於本集團取得控制權當日起計入綜合損益及其他全面收益表，直至本集團對該附屬公司之控制權終止當日為止。

3. Significant Accounting Policies (continued)

Basis of consolidation (continued)

Profit or loss and each item of other comprehensive income are attributed to the owners of the Company and to the non-controlling interests. Total comprehensive income of subsidiaries is attributed to the owners of the Company and to the non-controlling interests even if this results in the non-controlling interests having a deficit balance.

Where necessary, adjustments are made to the financial statements of subsidiaries to bring their accounting policies in line with the Group's accounting policies.

All intra-group assets and liabilities, equity, income, expenses and cash flows relating to transactions between members of the Group are eliminated in full on consolidation.

Changes in the Group's ownership interests in existing subsidiaries

Changes in the Group's ownership interests in existing subsidiaries that do not result in the Group losing control over the subsidiaries are accounted for as equity transactions. The carrying amounts of the Group's relevant components of equity including reserves and the non-controlling interests are adjusted to reflect the changes in their relative interests in the subsidiaries. Any difference between the amount by which the non-controlling interests are adjusted after re-attribution of the relevant equity component, and the fair value of the consideration paid or received is recognised directly in equity and attributed to owners of the Company.

3. 主要會計政策(續)

綜合基準(續)

損益及其他全面收益各項目乃本公司擁有人及非控股權益分佔。附屬公司全面收入總額乃本公司擁有人及非控股權益分佔，即使導致非控股權益產生虧絀結餘。

如有需要，會對附屬公司之財務報表作出調整，以使彼等之會計政策與本集團之會計政策一致。

與本集團成員公司之間交易有關之所有集團內資產及負債、權益、收入、開支及現金流量已於綜合賬目時全數對銷。

本集團於現有附屬公司之所有權權益之變動

本集團於現有附屬公司之所有權權益並無導致本集團失去對附屬公司之控制權之變動入賬為股權交易。本集團權益(包括儲備)及非控股權益的相關部分之賬面值作出調整，以反映其於附屬公司之有關權益之變動。所調整的非控股權益金額與已付或已收代價公平值之間之差額直接確認為股權及由本公司擁有人分佔。

3. Significant Accounting Policies (continued)

Basis of consolidation (continued)

Changes in the Group's ownership interests in existing subsidiaries (continued)

When the Group loses control of a subsidiary, a gain or loss is recognised in profit or loss and is calculated as the difference between (i) the aggregate of the fair value of the consideration received and the fair value of any retained interest and (ii) the previous carrying amount of the assets (including goodwill), and liabilities of the subsidiary attributable to the owners of the Company. All amounts previously recognised in other comprehensive income in relation to the subsidiary are accounted for as if the Group has directly disposed of the related assets or liabilities of the subsidiary (i.e. reclassified to profit or loss or transferred to another category of equity as specific/permitted by applicable IFRSs). The fair value of any investment retained in the former subsidiary at the date when control is lost is regarded as the fair value on initial recognition for subsequent accounting under IAS 39, when applicable, the cost on initial recognition of an investment in an associate or a joint venture.

Business combinations

Acquisitions of businesses are accounted for using the acquisition method. The consideration transferred in a business combination is measured at fair value, which is calculated as the sum of the acquisition-date fair values of the assets transferred by the Group, liabilities incurred by the Group to the former owners of the acquiree and the equity interests issued by the Group in exchange for control of the acquiree. Acquisition-related costs are generally recognised in profit or loss as incurred.

3. 主要會計政策(續)

綜合基準(續)

本集團於現有附屬公司之所有權權益之變動(續)

當本集團失去一間附屬公司之控制權，會於損益內確認收益或虧損，並按(i)已收代價之公平值及任何保留權益之公平值之總額與(ii)本公司擁有人分佔該附屬公司之資產(包括商譽)及負債之先前賬面值之差額計算。先前就附屬公司而於其他全面收益確認之全部款額，將按猶如本集團已直接出售附屬公司相關資產或負債入賬(即按適用國際財務報告準則之指定/許可重新分類至損益或轉撥至另一類別權益)。失去控制權當日前附屬公司所保留之任何投資之公平值視為首次確認時之公平值，隨後根據國際會計準則第39號進行會計處理(如適用)，視為於一間聯營公司或合營企業投資的初始確認後的成本。

業務合併

收購業務採用購買法進行會計處理。業務合併轉讓之代價會以公平值計量，按為換取被收購者的控制權本集團轉讓的資產、本集團承擔被收購者前擁有人的負債，以及本集團發行的股本權益於收購日的公平值的總額計算。與收購有關的成本一般會於發生時於損益確認。

3. Significant Accounting Policies (continued)

Business combinations (continued)

At the acquisition date, the identifiable assets acquired and the liabilities assumed are recognised at their fair value at the acquisition date, except that:

- deferred tax assets or liabilities and liabilities or assets related to employee benefit arrangements are recognised and measured in accordance with IAS 12 *Income Taxes* and IAS 19 *Employee Benefits* respectively;
- liabilities or equity instruments related to share-based payment arrangement of the acquiree or share-based payment arrangement of the Group entered into to replace share-based payment arrangements of the acquiree are measured in accordance with IFRS 2 *Share-based Payment* at the acquisition date (see the accounting policy below); and
- assets (or disposal groups) that are classified as held for sale in accordance with IFRS 5 *Non-current Assets Held for Sale and Discontinued Operations* are measured in accordance with that standard.

Goodwill is measured as the excess of the sum of the consideration transferred, the amount of any non-controlling interests in the acquiree, and the fair value of the acquirer's previously held equity interest in the acquiree (if any) over the net amounts of the identifiable assets acquired and the liabilities assumed as at acquisition date. If, after re-assessment, the net of the acquisition-date amounts of the identifiable assets acquired and liabilities assumed exceeds the sum of the consideration transferred, the amount of any non-controlling interests in the acquiree and the fair value of the acquirer's previously held interest in the acquiree (if any), the excess is recognised immediately in profit or loss as a bargain purchase gain.

3. 主要會計政策(續)

業務合併(續)

於收購日，被收購的可識別資產、承擔負債應按其在收購日的公平值予以確認，惟以下各項除外：

- 遞延稅項資產或負債及僱員福利安排的相關資產或負債應分別按國際會計準則第12號「所得稅」和國際會計準則第19號「僱員福利」予以確認和計量；
- 於收購日，有關被收購者以股份為基礎支付的安排或訂立本集團的以股份為基礎支付的安排以取代被收購者的以股份為基礎支付的安排之負債或權益工具，應按國際財務報告準則第2號「以股份為基礎的付款」計量(參看以下會計政策)；及
- 按照國際財務報告準則第5號「持有待售的非流動資產和終止經營」歸類為持有待售的資產(或出售集團)應按該準則予以計量。

商譽按轉讓代價，於被收購者非控股權益金額及之前於被收購者持有股本權益(如有)公平值之總和與已收購可識別資產及承擔負債於收購日淨值之差額計量。如果在重新評估後，已收購可識別淨資產及承擔負債於收購日之淨值額超過轉讓價、在被購者的任何非控股權益金額以及購買方先前在被收購者持有的權益(如有)的總額，超出的差額立即作為議價購入收益計入損益。

3. Significant Accounting Policies (continued)

Business combinations (continued)

Non-controlling interests that are present ownership interests and entitle their holders to a proportionate share of the relevant subsidiary's net assets in the event of liquidation may be initially measured either at fair value or at the non-controlling interests' proportionate share of the recognised amounts of the acquiree's identifiable net assets. The choice of measurement basis is made on a transaction-by-transaction basis. Other types of non-controlling interests are measured at their fair value or, when applicable, on the basis specified in another IFRS.

When the consideration transferred by the Group in a business combination includes assets or liabilities resulting from a contingent consideration arrangement, the contingent consideration is measured at its acquisition-date fair value and included as part of the consideration transferred in a business combination. Changes in the fair value of the contingent consideration that qualify as measurement period adjustments are adjusted retrospectively, with the corresponding adjustments made against goodwill. Measurement period adjustments are adjustments that arise from additional information obtained during the "measurement period" (which cannot exceed one year from the acquisition date) about facts and circumstances that existed at the acquisition date.

Acquisition of a subsidiary not constituting a business

When the Group acquires a group of assets and liabilities that do not constitute a business, the Group identifies and recognises the individual identifiable assets acquired and liabilities assumed by allocating the purchase price first to the financial assets and financial liabilities at the respective fair value, the remaining balance of the purchase price is then allocated to the other individual identifiable assets and liabilities on the basis of their relative fair values at the date of purchase. Such a transaction does not give rise to goodwill or bargain purchase gain.

3. 主要會計政策(續)

業務合併(續)

非控股權益為現有擁有權益，當發生清盤時給予持有人相應於相關附屬公司淨資產佔有比例。其初步以公平值或非控股權益於被收購者可識別淨資產應佔確認金額計量，計量基準選擇按個別交易基準決定。其他種類非控股權益按公平值或(當適用)按其他國際財務報告準則要求之基準計量。

倘本集團於業務合併中轉讓之代價包括或然代價安排產生之資產或負債，則或然代價按其於收購日之公平值計量，並計入於業務合併轉讓之代價之一部分。符合資格為計量期間調整之或然代價公平值變動將予追溯調整，並對商譽作出相應調整。計量期間調整為於「計量期間」(不可超過自收購日起計一年)取得有關於收購日已存在之事實及情況之額外資料產生之調整。

收購不構成一項業務的一間附屬公司

當本集團收購不構成一項業務的一組資產及負債，本集團透過首先分配購買價至以有關公平值計的金融資產及金融負債，購買價的餘額其後根據其於購買日的相關公平值分配至其他個別可識別資產及負債，識別及確認個別可識別所收購資產及所承擔負債。此類交易不會產生商譽或議價購入收益。

3. Significant Accounting Policies (continued)

Goodwill

Goodwill arising on an acquisition of a business is carried at cost as established at the date of acquisition of the business (see the accounting policy above) less accumulated impairment losses, if any.

For the purposes of impairment testing, goodwill is allocated to each of the Group's cash-generating units (or groups of cash generating units) that is expected to benefit from the synergies of the combination, which represent the lowest level at which the goodwill is monitored for internal management purposes and not larger than an operating segment.

A cash-generating unit (or group of cash-generating units) to which goodwill has been allocated is tested for impairment annually or more frequently when there is indication that the unit may be impaired. For goodwill arising on an acquisition in a reporting period, the cash-generating unit (or group of cash-generating units) to which goodwill has been allocated is tested for impairment before the end of that reporting period. If the recoverable amount is less than its carrying amount, the impairment loss is allocated first to reduce the carrying amount of any goodwill and then to the other assets on a pro-rata basis based on the carrying amount of each asset in the unit (or group of cash-generating units).

On disposal of the relevant cash-generating unit, the attributable amount of goodwill is included in the determination of the amount of profit or loss on disposal.

The Group's policy for goodwill arising on the acquisition of a joint venture is described below.

Investments in joint ventures

A joint venture is a joint arrangement whereby the parties that have joint control of the arrangement have rights to the net assets of the joint arrangement. Joint control is the contractually agreed sharing of control of an arrangement, which exists only when decisions about the relevant activities require unanimous consent of the parties sharing control.

3. 主要會計政策(續)

商譽

因收購一項業務產生之商譽按業務收購當日確立之成本(見上文會計政策)減累計減值虧損(如有)入賬。

就減值測試而言，商譽分配至預期將自合併協同效益獲益之本集團各現金產生單位(或多組現金產生單位)，即就內部管理用途而言為監測商譽的最低水平，且不大於經營分部。

獲分配商譽之現金產生單位(或多組現金產生單位)於每年及於有跡象顯示單位可能出現減值時更頻密地進行測試。就於報告期間內因收購產生之商譽而言，獲分配商譽之現金產生單位(或多組現金產生單位)於報告期末前進行減值測試。倘可收回金額少於其賬面值，則減值虧損將首先分配以調低任何商譽賬面值，其後根據該單位(或多組現金產生單位)內各資產之賬面值按比例分配至其他資產。

於出售相關現金產生單位時，釐定出售之損益款額時須計入商譽之應佔款額。

本集團有關因收購一間合營企業產生之商譽之政策於下文說明。

於合營企業之投資

合營企業指一項合營安排，對安排擁有共同控制權之訂約方據此對合營安排之淨資產擁有權利。共同控制權指按照合約協定對一項安排所共有之控制權，僅在相關活動必須獲得共同享有控制權之各方一致同意方能決定時存在。

Notes to the Consolidated Financial Statements (continued)

綜合財務報表附註(續)

For the year ended 31 December 2016 截至二零一六年十二月三十一日止年度

3. Significant Accounting Policies (continued)

Investments in joint ventures (continued)

The results and assets and liabilities of joint venture are incorporated in the consolidated financial statements using the equity method of accounting. The financial statements of joint venture used for equity accounting purposes are prepared using uniform accounting policies as those of the Group for like transactions and events in similar circumstances. Under the equity method, investment in a joint venture is initially recognised in the consolidated statement of financial position at cost and adjusted thereafter to recognise the Group's share of the profit or loss and other comprehensive income of the joint venture. When the Group's share of losses of a joint venture equals or exceeds its interest in that joint venture (which includes any long-term interests that, in substance, form part of the Group's net investment in the joint venture), the Group discontinues recognising its share of further losses. Additional losses are recognised only to the extent that the Group has incurred legal or constructive obligations or made payments on behalf of the joint venture.

An investment in a joint venture is accounted for using the equity method from the date on which the investee becomes a joint venture. On acquisition of the investment in a joint venture, any excess of the cost of the investment over the Group's share of the net fair value of the identifiable assets and liabilities of the investee is recognised as goodwill, which is included within the carrying amount of the investment.

Any excess of the Group's share of the net fair value of the identifiable assets and liabilities over the cost of the investment, after reassessment, is recognised immediately in profit or loss in the period in which the investment is acquired.

3. 主要會計政策(續)

於合營企業之投資(續)

合營企業的業績及資產及負債使用權益會計法納入綜合財務報表。以權益會計法處理之合營企業財務報表乃按與本集團就於類似情況下之交易及事件所採用者相同之會計政策編製。根據權益法，於一間合營企業之投資初步按成本於綜合財務狀況表內確認及其後進行調整，以確認本集團應佔合營企業的損益及其他全面收益。當本集團分佔一間合營企業虧損等於或超過其於該合營企業的權益(包括實質構成本集團於合營企業的投資淨額的一部分的任何長期權益)，本集團終止確認其分佔進一步虧損。額外虧損僅於本集團已發生法定或推定責任或代表該合營企業作出付款。

於被投資方成為一間合營企業當日，對合營企業之投資採用權益法入賬。於收購一間合營企業之投資時，投資成本超過本集團分佔該被投資方可識別資產及負債公平值淨額之任何部分乃確認為商譽，並計入投資之賬面值。

本集團所佔可識別資產及負債於重新評估後之公平值淨額超過投資成本之任何差額，會於收購投資期間即時於損益確認。

3. Significant Accounting Policies (continued)**Investments in joint ventures (continued)**

The requirements of IAS 39 are applied to determine whether it is necessary to recognise any impairment loss with respect to the Group's investment in a joint venture. When necessary, the entire carrying amount of the investment (including goodwill) is tested for impairment in accordance with IAS 36 Impairment of Assets as a single asset by comparing its recoverable amount (higher of value in use and fair value less costs to sell) with its carrying amount, any impairment loss recognised forms part of the carrying amount of the investment. Any reversal of that impairment loss is recognised in accordance with IAS 36 to the extent that the recoverable amount of the investment subsequently increases.

When the Group ceases to have joint control over a joint venture, it is accounted for as a disposal of the entire interest in the investee with a resulting gain or loss being recognised in profit or loss. When the Group retains an interest in the former joint venture and the retained interest is a financial asset within the scope of IAS 39, the Group measures the retained interest at fair value at that date and the fair value is regarded as its fair value on initial recognition. The difference between the carrying amount of the joint venture at the date the equity method was discontinued, and the fair value of any retained interest and any proceeds from disposing the relevant interest in the joint venture is included in the determination of the gain or loss on disposal of the joint venture. In addition, the Group accounts for all amounts previously recognised in other comprehensive income in relation to that joint venture on the same basis as would be required if that associate or joint venture had directly disposed of the related assets or liabilities. Therefore, if a gain or loss previously recognised in other comprehensive income by that joint venture would be reclassified to profit or loss on the disposal of the related assets or liabilities, the Group reclassifies the gain or loss from equity to profit or loss (as a reclassification adjustment) when the equity method is discontinued.

3. 主要會計政策(續)**於合營企業之投資(續)**

應用國際會計準則第39號之規定以釐定是否有必要就本集團於合營企業之投資確認任何減值虧損。在必要時，作為單一資產透過將其可收回金額(使用價值與公平值減出售成本兩者之較高者)與其賬面值進行比較，投資(包括商譽)的整個賬面值根據國際會計準則第36號「資產減值」進行減值測試，已確認任何減值虧損構成投資賬面值一部分。減值虧損的任何撥回根據國際會計準則第36號確認，以投資可收回金額於其後增加者為限。

倘本集團不再於合營企業擁有共同控制權，則視作作為出售被投資方的全部權益，所得收益或虧損於損益確認。倘本集團於前合營企業擁有權益而保留權益為國際會計準則第39號範圍的金融資產時，本集團於該日之公平值計量保留權益，而公平值被視為初步確認之公平值。終止使用權益法當日之合營企業賬面值與任何保留權益公平值之間的差額及來自出售合營企業相關權益之任何所得款項已於釐定出售合營企業收益或虧損時計入。此外，本集團將先前在其他全面收益就該合營企業確認之所有金額入賬，基準與該聯營公司或合營企業直接出售相關資產或負債的基準相同。因此，倘該合營企業先前已確認其他全面收益之損益，則會於出售相關資產或負債時重新分類至損益，當終止使用權益法時，本集團將收益或虧損由權益重新分類至損益(作為重新分類調整)。

Notes to the Consolidated Financial Statements (continued)

綜合財務報表附註(續)

For the year ended 31 December 2016 截至二零一六年十二月三十一日止年度

3. Significant Accounting Policies (continued)

Investments in joint ventures (continued)

When the Group reduces its ownership interest in a joint venture but the Group continues to use the equity method, the Group reclassifies to profit or loss the proportion of the gain or loss that had previously been recognised in other comprehensive income relating to that reduction in ownership interest if that gain or loss would be reclassified to profit or loss on the disposal of the related assets or liabilities.

When a group entity transacts with a joint venture, profits and losses resulting from the transactions with the joint venture are recognised in the Group's consolidated financial statements only to the extent of interests in the joint venture that are not related to the Group.

Revenue recognition

Revenue is measured at the fair value of the consideration received or receivable. Revenue is reduced for estimated customer returns, rebates and other similar allowances, and sales-related taxes.

Revenue is recognised when the amount of revenue can be reliably measured; when it is probable that future economic benefits will flow to the Group and when specific criteria have been met for each of the Group's activities, as described below.

Revenue from the sale of goods is recognised when the goods are delivered and titles have passed, at which time all the following conditions are satisfied:

3. 主要會計政策(續)

於合營企業之投資(續)

倘本集團減少其於合營企業之擁有權權益但本集團繼續使用權益法，則本集團於出售有關資產或負債時會將該收益或虧損重新分類至損益之情況下，會將先前就該等擁有權權益減少而在其他全面收益確認之收益或虧損按比例重新分類至損益。

當集團實體與合營企業進行交易時，由此所產生之損益計入本集團綜合財務報表，惟以合營企業之利益不涉及本集團的程度為限。

收入確認

收入按已收或應收代價之公平值計量。收入因估計客戶退貨、折扣及其他類似補貼以及銷售相關稅項而減少。

如下文所述，當收入金額能夠可靠計量時；當可能有未來經濟利益將流向本集團時及當本集團的各項活動已符合特定標準時確認收入。

當符合所有以下條件時，來自銷售貨品之收入於交付貨品及轉移擁有權時確認：

3. Significant Accounting Policies (continued)

Revenue recognition (continued)

- the Group has transferred to the buyer the significant risks and rewards of ownership of the goods;
- the Group retains neither continuing managerial involvement to the degree usually associated with ownership nor effective control over the goods sold;
- the amount of revenue can be measured reliably;
- it is probable that the economic benefits associated with the transaction will flow to the Group; and
- the costs incurred or to be incurred in respect of the transaction can be measured reliably.

Specifically, revenue from sale of properties in the ordinary course of business is recognised when the respective properties have been completed and delivered to the buyers. Deposits and instalments received from purchasers prior to meeting the above criteria for revenue recognition are included in the consolidated statement of financial position under current liabilities.

Service income is recognised when services are provided.

Dividend income from investments is recognised when the shareholder's right to receive payment has been established.

Interest income is accrued on a time basis, by reference to the principal outstanding and at the effective interest rate applicable, which is the rate that exactly discounts the estimated future cash receipts through the expected life of the financial asset to that asset's net carrying amount on initial recognition.

The Group's accounting policy for recognition of revenue from operating leases is described in the accounting policy for leasing below.

3. 主要會計政策(續)

收入確認(續)

- 本集團已將貨品擁有權之重大風險及回報轉移予買方；
- 本集團並無保留一般與擁有權有關之銷售貨品持續管理權或實際控制權；
- 收入金額能夠可靠地計量；
- 與交易相關之經濟利益很可能流入本集團；及
- 有關交易產生或將產生之成本能夠可靠地計量。

具體而言，當各物業已竣工並交付予買方時，於一般業務過程中確認銷售物業之收入。於達致上述標準前自買方收取之按金及分期款項計入綜合財務狀況表流動負債內。

服務收入於提供服務時確認。

當確定股東收取付款的權利後，來自投資之股息收入會被確認。

利息收入乃參照未償還本金按適用之實際利率及時間比例計算(適用之實際利率即準確貼現金融資產預計年期內估計未來現金收入至該資產於初始確認時之賬面淨值之利率)。

本集團有關確認經營租賃收入之會計政策於下文有關租賃之會計政策內載述。

3. Significant Accounting Policies (continued)

Leasing

Leases are classified as finance leases whenever the terms of the lease transfer substantially all the risks and rewards of ownership to the lessee. All other leases are classified as operating leases.

The Group as lessor

Rental income from operating leases is recognised in profit or loss on a straight-line basis over the term of the relevant lease.

The Group as lessee

Operating lease payments are recognised as an expense on a straight-line basis over the lease term, except where another systematic basis is more representative of the time pattern in which economic benefits from the leased asset are consumed.

Leasehold land and building

When a lease includes both land and building elements, the Group assesses the classification of each element as a finance or an operating lease separately based on the assessment as to whether substantially all the risks and rewards incidental to ownership of each element have been transferred to the Group, unless it is clear that both elements are operating leases in which case the entire lease is classified as an operating lease. Specifically, the minimum lease payments (including any lump-sum upfront payments) are allocated between the land and the building elements in proportion to the relative fair values of the leasehold interests in the land element and building element of the lease at the inception of the lease.

3. 主要會計政策(續)

租賃

凡租賃條款將擁有權的絕大部分風險及回報轉移至承租人的租賃均會分類為融資租賃。所有其他租賃則分類為經營租賃。

本集團作為出租人

經營租賃租金收入以有關租約期限以直線法確認損益。

本集團作為承租人

經營租賃付款以直線法在租賃期限確認，惟另一系統化基準更代表租賃資產所得經濟利益所消費的時間模式者除外。

租賃土地及樓宇

當租約包括土地及樓宇元素時，本集團根據評估是否每項元素所有權附帶的絕大部分風險及回報已轉移至本集團而評估每項單獨作為融資或經營租約的分類。除非兩項元素均明確為經營租約，在此情況下，整個租約分類為經營租約。特別是，最低租賃付款(包括任何一次過預付款)按租約開始日期土地元素及樓宇元素的租賃權益相關公平值的比例在土地及樓宇元素間進行分配。

3. Significant Accounting Policies (continued)

Leasing (continued)

Leasehold land and building (continued)

To the extent the allocation of the lease payments can be made reliably, interest in leasehold land that is accounted for as an operating lease is presented as “prepaid lease payments” in the consolidated statement of financial position and is amortised over the lease term on a straight-line basis except for those that are classified and accounted for as investment properties under the fair value model. When the lease payments cannot be allocated reliably between the land and building elements, the entire lease is generally classified as a finance lease and accounted for as property, plant and equipment.

Foreign currencies

In preparing the financial statements of each individual group entity, transactions in currencies other than the functional currency of that entity (foreign currencies) are recognised at the rates of exchanges prevailing on the dates of the transactions. At the end of the reporting period, monetary items denominated in foreign currencies are retranslated at the rates prevailing at that date. Non-monetary items carried at fair value that are denominated in foreign currencies are retranslated at the rates prevailing on the date when the fair value was determined. Non-monetary items that are measured in terms of historical cost in a foreign currency are not retranslated.

Exchange differences arising on the settlement of monetary items, and on the retranslation of monetary items, are recognised in profit or loss in the period in which they arise, except for exchange differences on monetary items receivable from or payable to a foreign operation for which settlement is neither planned nor likely to occur (therefore forming part of the net investment in the foreign operation), which are recognised initially in other comprehensive income and reclassified from equity to profit or loss on disposal or partial disposal of the Group's interests.

3. 主要會計政策(續)

租賃(續)

租賃土地及樓宇(續)

如租賃付款分配能可靠作出，入賬為經營租約的租賃土地權益於綜合財務狀況表內呈報為「預付租賃付款」及按租賃期限以直線法攤銷，惟根據公平值模式分類及入賬為投資物業者除外。當租賃付款在土地及樓宇元素之間不能可靠分配時，整個租賃一般分類為融資租賃及入賬為物業、廠房及設備。

外幣

在編製各個別集團實體的財務報表時，以該實體的功能貨幣以外的貨幣(外幣)結算的交易乃按交易當日的匯率結算。於報告期末，以外幣列值的貨幣項目按該日當時的匯率重新換算。以外幣列值並按公平值入賬的非貨幣項目則按釐定公平值當日的匯率重新換算。按歷史成本以外幣計量的非貨幣項目不作重新換算。

因貨幣項目結算及貨幣項目重新換算產生之滙兌差額，於產生期間於損益確認，惟應收或應付海外業務之貨幣項目之滙兌差額除外，而其既無計劃結算或不大可能結算(因此構成海外業務淨投資之一部分)，並初步於其他全面收益內確認，而因本集團權益出售或部分出售時自權益中重新分類至損益中。

Notes to the Consolidated Financial Statements (continued)

綜合財務報表附註(續)

For the year ended 31 December 2016 截至二零一六年十二月三十一日止年度

3. Significant Accounting Policies (continued)

Foreign currencies (continued)

For the purposes of presenting these consolidated financial statements, the assets and liabilities of the Group's foreign operations are translated into presentation currency (i.e. RMB) using exchange rates prevailing at the end of each reporting period. Income and expense items are translated at the average exchange rates for the period, unless exchange rates fluctuate significantly during that period, in which case the exchange rates at the dates of the transactions are used. Exchange differences arising, if any, are recognised in other comprehensive income and accumulated in equity (and attributed to non-controlling interests as appropriate).

On the disposal of a foreign operation (i.e. a disposal of the Group's entire interest in a foreign operation, a disposal involving loss of control over a subsidiary that includes a foreign operation, or a partial disposal of an interest in a joint arrangement that includes a foreign operation of which the retained interest becomes a financial asset), all of the exchange differences accumulated in equity in respect of that operation attributable to the owners of the Company are reclassified to profit or loss.

In addition, in relation to a partial disposal of a subsidiary that includes a foreign operation that does not result in the Group losing control over the subsidiary, the proportionate share of accumulated exchange differences are re-attributed to non-controlling interests and are not recognised in profit or loss. For all other partial disposals (i.e. partial disposals of joint arrangements that do not result in the Group losing significant influence or joint control), the proportionate share of the accumulated exchange differences is reclassified to profit or loss.

3. 主要會計政策(續)

外幣(續)

就列報本綜合財務報表而言，本集團海外業務的資產及負債換算為呈列貨幣(即人民幣)(採用各報告期末的通行匯率)。收入及開支項目按期內平均匯率換算，惟匯率於該期間大幅波動則除外，在此情況下採用於交易日期之匯率。產生的匯兌差額(如有)於其他全面收益內確認，並於權益內累計(及在適當情況下歸類為非控股權益)。

出售海外業務時(即出售本集團海外業務之全部權益、涉及失去對海外業務中的附屬公司控制權的出售或部分出售含海外業務的聯合安排(所保留的權益成為金融資產))，就本公司擁有人應佔該業務而累計入權益之所有匯兌差額，會重新分類至損益。

此外，就部分出售含海外業務的附屬公司並未導致本集團失去該附屬公司之控制權而言，按此比例將累計匯兌差異重新歸屬予非控股權益，而並不於損益內確認。對於所有其他部分出售(即部分出售聯合安排，而並無造成本集團失去重大影響力或共同控制權)，按此比例將累計匯兌差異重新分類至損益。

Notes to the Consolidated Financial Statements (continued)

綜合財務報表附註(續)

For the year ended 31 December 2016 截至二零一六年十二月三十一日止年度

3. Significant Accounting Policies (continued)

Borrowing costs

Borrowing costs directly attributable to the acquisition, construction or production of qualifying assets, which are assets that necessarily take a substantial period of time to get ready for their intended use or sale, are added to the cost of those assets until such time as the assets are substantially ready for their intended use or sale.

All other borrowing costs are recognised in profit or loss in the period in which they are incurred.

Government grants

Government grants are not recognised until there is reasonable assurance that the Group will comply with the conditions attaching to them and that the grants will be received.

Government grants are recognised in profit or loss on a systematic basis over the periods in which the Group recognises as expenses the related costs for which the grants are intended to compensate. Specifically, government grants whose primary condition is that the Group should purchase, construct or otherwise acquire non-current assets are recognised as deferred income in the consolidated statement of financial position and transferred to profit or loss on a systematic and rational basis over the useful lives of the related assets.

Government grants that are receivable as compensation for expenses or losses already incurred or for the purpose of giving immediate financial support to the Group with no future related costs are recognised in profit or loss in the period in which they become receivable.

The benefit of a government loan at a below-market rate of interest is treated as a government grant, measured as the difference between proceeds received and the fair value of the loan based on prevailing market interest rates.

3. 主要會計政策(續)

借款成本

與收購、建築或生產合資格資產(即需長時間準備以達致其擬定用途或可供出售的資產)直接相關的借款成本將計入該等資產的成本中,直至有關資產大致可供用作擬定用途或出售為止。

所有其他借款成本均於其產生期間於損益內確認。

政府補助

政府補助於可合理確保本集團將符合補助所附帶之條件並將於收到該等補助時方可確認。

政府補助乃於本集團將擬用該補助加以補償的相關成本確認為開支的期間內有系統地於損益確認。尤其是,首要條件為本集團須購買、興建或以其他方式收購非流動資產之政府補助於綜合財務狀況表內確認為遞延收入,並按系統及合理基準按有關資產之可使用年期轉撥至損益。

作為已產生支出或虧損之補償而應收取或為給予本集團即時財務支持而無日後相關成本之政府補助於其應收取期間在損益中確認。

按低於市場利率計息之政府貸款之利益作為政府補助處理,計量為已收所得款項與根據現行市場利率計算之貸款公平價值間之差額。

Notes to the Consolidated Financial Statements (continued)

綜合財務報表附註(續)

For the year ended 31 December 2016 截至二零一六年十二月三十一日止年度

3. Significant Accounting Policies (continued)

Retirement benefit costs

Payments to defined contribution retirement benefit plans and state-managed retirement benefit schemes are recognised as an expense when employees have rendered service entitling them to the contributions.

Share-based payment arrangements

Equity-settled share-based payment transactions

Share options granted to employees

For grants of share options that are conditional upon satisfying specified vesting conditions, the fair value of services received is determined by reference to the fair value of share options granted at the date of grant and is expensed on a straight-line basis over the vesting period, with a corresponding increase in equity (share option reserve).

At the end of the reporting period, the Group revises its estimates of the number of options that are expected to ultimately vest. The impact of the revision of the original estimates during the vesting period, if any, is recognised in profit or loss such that the cumulative expense reflects the revised estimate, with a corresponding adjustment to share option reserve.

When the share options are exercised, the amount previously recognised in share option reserve will be transferred to share premium. When the share options are forfeited after the vesting date or are still not exercised at the expiry date, the amount previously recognised in share option reserve will be transferred to retained profits.

3. 主要會計政策(續)

退休福利成本

定額供款退休福利計劃及國營退休福利計劃的供款乃於僱員就其提供服務可享有的供款時列為開支。

以股份為基礎支付的安排

股本結算以股份為基礎支付的交易

授予僱員的購股權

就授出購股權(須達成指明歸屬條件)而言,參考已授出之購股權於授出當日的公平值而釐定的已收取服務的公平值,在歸屬期內以直線法列作支出,並對權益(購股權儲備)作出相應增加。

於報告期末,本集團將修訂其對預期最終歸屬購股權數目之估計。歸屬期間內修訂初始估計數字的影響(如有)在損益賬確認,使累計開支得以反映已修訂之估計數字,並對購股權儲備作出相應調整。

購股權獲行使時,先前於購股權儲備中確認之數額將轉撥至股份溢價。當購股權於歸屬日期後被收回或於屆滿日仍未獲行使,先前於購股權儲備中確認之數額將轉撥至保留溢利。

3. Significant Accounting Policies (continued)

Taxation

Income tax expense represents the sum of the tax currently payable and deferred tax.

The tax currently payable is based on taxable profit for the year. Taxable profit differs from "profit before tax" as reported in the consolidated statement of profit or loss and other comprehensive income because it excludes items of income or expense that are taxable or deductible in other years and it further excludes items that are never taxable or deductible. The Group's liability for current tax is calculated using tax rates that have been enacted by the end of the reporting period.

Deferred tax is recognised on temporary differences between the carrying amounts of assets and liabilities in the consolidated financial statements and the corresponding tax base used in the computation of taxable profit. Deferred tax liabilities are generally recognised for all taxable temporary differences. Deferred tax assets are generally recognised for all deductible temporary difference to the extent that it is probable that taxable profits will be available against which those deductible temporary differences can be utilised.

Such assets and liabilities are not recognised if the temporary difference arises from goodwill or from the initial recognition (other than in a business combination) of other assets and liabilities in a transaction that affects neither the taxable profit nor the accounting profit. In addition, deferred tax liabilities are not recognised if the temporary difference arises from the initial recognition of goodwill.

3. 主要會計政策(續)

稅項

所得稅開支為即期應付稅項及遞延稅項的總額。

即期應付稅項是根據年內度應課稅溢利計算。應課稅溢利與在綜合損益及其他全面收益表中所呈報的「除稅前溢利」有別，原因是應課稅溢利不包括其他年度的應課稅收入項目或可扣稅開支項目，亦不包括毋須課稅或不可扣稅的收益表項目。本集團的即期稅項負債乃按在報告期末已頒佈的稅率計算。

資產及負債在綜合財務報表的賬面值與計算應課稅溢利所用的相應稅基兩者間的臨時差額確認為遞延稅項。遞延稅項負債一般就所有應課稅臨時差額確認，而遞延稅項資產一般於可能有應課稅溢利抵銷該等可扣稅臨時差額時就所有可扣除臨時差額確認。

倘若臨時差額來自商譽或因首次確認不影響應課稅溢利或會計溢利的交易中的其他資產與負債(業務合併除外)，則不會確認有關遞延稅項資產及負債。此外，倘臨時差額因商譽初次確認發生，則不會確認遞延稅項負債。

Notes to the Consolidated Financial Statements (continued)

綜合財務報表附註(續)

For the year ended 31 December 2016 截至二零一六年十二月三十一日止年度

3. Significant Accounting Policies (continued)

Taxation (continued)

Deferred tax liabilities are recognised for taxable temporary differences arising on investments in subsidiaries and interests in joint ventures, except where the Group is able to control the reversal of the temporary difference and it is probable that the temporary difference will not reverse in the foreseeable future. Deferred tax assets arising from deductible temporary differences associated with such investments and interests are only recognised to the extent that it is probable that there will be sufficient taxable profits against which to utilise the benefits of the temporary differences and they are expected to reverse in the foreseeable future.

The carrying amount of deferred tax assets is reviewed at the end of the reporting period and reduced to the extent that it is no longer probable that sufficient taxable profits will be available to allow all or part of the asset to be recovered.

Deferred tax assets and liabilities are measured at the tax rates that are expected to apply in the period when the liability is settled or the asset is realised, based on tax rates (and tax laws) that have been enacted or substantively enacted by the end of the reporting period.

The measurement of deferred tax liabilities and assets reflects the tax consequences that would follow from the manner in which the Group expects, at the end of the reporting period, to recover or settle the carrying amount of its assets and liabilities.

3. 主要會計政策(續)

稅項(續)

遞延稅項負債就於附屬公司之投資及於合營企業之權益所產生應課稅臨時差額予以確認，除非本集團有能力控制臨時差額之撥回，而臨時差額很可能不會於可見將來撥回。可扣減臨時差額產生的遞延稅項資產(與該等投資及權益有關)僅於可能將有足夠應課稅溢利可用來抵銷動用臨時差額的利益而且該等利益於可見將來可撥回的情況下予以確認。

遞延稅項資產的賬面值於報告期末作檢討，並在不大可能有足夠應課稅溢利以收回全部或部分資產時作調減。

遞延稅項資產及負債乃按照於報告期末已實施或大致實施之稅率(及稅法)，按預期於負債清償或資產變現期間適用的稅率計算。

遞延稅項負債及資產的計量反映出於報告期末將依循本集團所預計以收回或清償其資產及負債賬面金額的方式的稅務後果。

Notes to the Consolidated Financial Statements (continued)

綜合財務報表附註(續)

For the year ended 31 December 2016 截至二零一六年十二月三十一日止年度

3. Significant Accounting Policies (continued)

Taxation (continued)

For the purposes of measuring deferred tax liabilities or deferred tax assets for investment properties that are measured using the fair value model, the carrying amounts of such properties are presumed to be recovered entirely through sale, unless the presumption is rebutted. The presumption is rebutted when the investment property is depreciable and is held within a business model whose objective is to consume substantially all of the economic benefits embodied in the investment property over time, rather than through sale. If the presumption is rebutted, deferred tax liabilities and deferred tax assets for such investment properties are measured in accordance with the above general principles set out in IAS 12 (i.e. based on the expected manner as to how the properties will be recovered).

Current and deferred tax are recognised in profit or loss, except when it relates to items that are recognised in other comprehensive income or directly in equity, in which case, the current and deferred tax are also recognised in other comprehensive income or directly in equity respectively.

Property, plant and equipment

Property, plant and equipment including leasehold land (classified as finance lease) and buildings held for use in the production or supply of goods or services, or for administrative purposes (other than properties under construction as described below) are stated in the consolidated statement of financial position at cost less subsequent accumulated depreciation and accumulated impairment losses, if any.

3. 主要會計政策(續)

稅項(續)

就計量遞延稅項負債或遞延稅項資產而言，利用公平值模型計量的投資物業之賬面值乃假設通過銷售全數收回，除非該假設被推翻則除外。當投資物業可予折舊及於業務模式(其業務目標是隨時間而非透過銷售消耗投資物業所包含的絕大部分經濟利益)內持有時，有關假設會被推翻。倘有關假設被推翻，則上述投資物業的遞延稅項負債及遞延稅項資產根據國際會計準則第12號所載的上述一般原則計量(即根據將如何收回有關物業的預期方式)。

即期稅項及遞延稅項於損益內確認，除非即期稅項及遞延稅項與其他全面收益或直接於權益確認的項目相關，在該情況下，即期稅項及遞延稅項亦須分別於其他全面收益或直接於權益確認。

物業、廠房及設備

物業、廠房及設備(包括用於生產或供應貨物或服務或行政目的而持有之租賃土地(分類為融資租賃)及樓宇)(下述在建物業除外)乃於綜合財務狀況表按成本減其後累計折舊及累計減值虧損(如有)列賬。

Notes to the Consolidated Financial Statements (continued)

綜合財務報表附註(續)

For the year ended 31 December 2016 截至二零一六年十二月三十一日止年度

3. Significant Accounting Policies (continued)

Property, plant and equipment (continued)

Properties in the course of construction for production, supply or administrative purposes are carried at cost, less any recognised impairment loss. Costs include professional fees and, for qualifying assets, borrowing costs capitalised in accordance with the Group's accounting policy. Such properties are classified to the appropriate categories of property, plant and equipment when completed and ready for intended use. Depreciation of these assets, on the same basis as other property assets, commences when the assets are ready for their intended use.

Depreciation is recognised so as to write off the cost of assets (other than properties under construction) less their residual values over their estimated useful lives, using the straight-line method. The estimated useful lives, residual values and depreciation method are reviewed at each year end, with the effect of any changes in estimate accounted for on a prospective basis.

An item of property, plant and equipment is derecognised upon disposal or when no future economic benefits are expected to arise from the continued use of the asset. Any gain or loss arising on the disposal or retirement of an item of property, plant and equipment is determined as the difference between the sales proceeds and the carrying amount of the asset and is recognised in the profit or loss.

3. 主要會計政策(續)

物業、廠房及設備(續)

用作生產、供應或行政目的之建設中物業按成本減任何已確認減值虧損列賬。成本包括專業費用及(就合資格資產而言)根據本集團會計政策撥充資本的借貸成本。當該等物業竣工及準備用作擬定用途時，該等物業分類至物業、廠房及設備的適當類別。當資產準備用作擬定用途時，該等資產按與其他物業資產相同的基準開始折舊。

折舊乃以直線法在資產(在建物業除外)之估計可使用年期內撇銷其成本減其剩餘價值後確認。估計可使用年期、剩餘價值及折舊方法於每年年末檢討，以使任何估計變動之影響可按預期基準列賬。

物業、廠房及設備項目待出售後或當並無未來經濟利益預期自資產之持續使用中產生時終止確認。物業、廠房及設備出售或報廢產生之任何損益是指出售所得款項淨額與該資產賬面值之間的差額並於損益確認。

3. Significant Accounting Policies (continued)

Property, plant and equipment (continued)

Buildings under development for future owner occupied purpose

When buildings are in the course of development for production, or for administrative purposes, the amortisation of prepaid lease payments provided during the construction period is included as part of costs of buildings under construction. Buildings under construction are carried at cost, less any identified impairment losses. Depreciation of buildings commences when they are available for use (i.e. when they are in the location and condition necessary for them to be capable of operating in the manner intended by management).

Investment properties

Investment properties are properties and/or land held to earn rentals and/or for capital appreciation (including properties under construction for such purpose).

Investment properties are measured initially at cost, including directly attributable expenditure. Subsequent to initial recognition, investment properties are measured at their fair values. Gains or losses arising from changes in the fair value of investment properties are included in profit or loss for the period in which they arise.

Construction costs incurred for investment properties under construction are capitalised as part of the carrying amount of the investment properties under construction.

Investment properties under construction are transferred to properties for sale when and only when there is a change in use evidenced by the commencement of development with a view to sale. The property's cost for subsequent accounting shall be its fair value at the date of change.

An investment property is derecognised upon disposal or when the investment property is permanently withdrawn from use and no future economic benefits are expected from its disposals. Any gain or loss arising on derecognition of the property (calculated as the difference between the net disposal proceeds and the carrying amount of the asset) is included in the profit or loss in the period in which the property is derecognised.

3. 主要會計政策(續)

物業、廠房及設備(續)

未來業主佔用用途的發展中樓宇

當樓宇在生產或用作行政目的之開發過程中，在建設期間撥備的預付租賃款項攤銷納入建設中樓宇成本的一部分。建設中樓宇按成本減任何已識別減值虧損列賬。樓宇可供使用時(即當他們處於能夠以管理層擬定的方式經營所必要的地點及條件時)開始樓宇折舊。

投資物業

投資物業乃持有作產生租金收入及/或資本增值之物業及/或土地(包括就此目的之建設中物業)。

投資物業最初乃按成本(包括直接應佔開支)計量。於初次確認後，投資物業按彼等之公平值計量。因投資物業之公平值變動而產生之收益或虧損於變動產生期間計入損益。

在建投資物業產生之建築成本乃作為在建投資物業賬面值的一部分撥充資本。

當及僅當以旨在出售之開發開始為憑證之用途變更時，在建投資物業轉撥至可供銷售物業。物業後續會計處理之成本應為於變更當日之公平值。

投資物業於出售或於其被永久終止使用及預期於出售時再無日後經濟利益之時終止確認。終止確認物業所產生的任何損益(按出售所得款項淨額及資產的賬面值的差額計算)計入該物業終止確認期間的損益表。

3. Significant Accounting Policies (continued)

Intangible assets acquired in a business combination

Intangible assets acquired in a business combination are recognised separately from goodwill and are initially recognised at their fair value at the acquisition date (which is regarded as their cost).

Subsequent to initial recognition, intangible assets acquired in a business combination with finite useful lives are reported at costs less accumulated amortisation and any accumulated impairment losses.

An intangible asset is derecognised on disposal, or when no future economic benefits are expected from use or disposal. Gains and losses arising from derecognition of an intangible asset, measured as the difference between the net disposal proceeds and the carrying amount of the asset, are recognised in profit or loss when the asset is derecognised.

Impairment losses on tangible assets and intangible assets other than goodwill (see accounting policy in respect of goodwill above)

At the end of the reporting period, the Group reviews the carrying amounts of its tangible and intangible assets with finite useful lives to determine whether there is any indication that those assets have suffered an impairment loss. If any such indication exists, the recoverable amount of the asset is estimated in order to determine the extent of the impairment loss, if any. When it is not possible to estimate the recoverable amount of an individual asset, the Group estimates the recoverable amount of the cash-generating unit to which the asset belongs. When a reasonable and consistent basis of allocation can be identified, corporate assets are also allocated to individual cash-generating units, or otherwise they are allocated to the smallest group of cash-generating units for which a reasonable and consistent allocation basis can be identified.

3. 主要會計政策(續)

業務合併中收購的無形資產

業務合併中收購的無形資產與商譽分開確認，初步按其於收購日的公平價值確認(視作其成本)。

初步確認後，業務合併中收購的具有特定使用年期的無形資產按成本減累計攤銷及任何累計減值虧損呈報。

無形資產乃於出售後或當預期使用或出售該資產不會產生未來經濟利益時終止確認。終止確認無形資產產生之收益或虧損(以該資產之出售所得款項淨額與賬面值之差額計算)將於終止確認該資產時在損益中確認。

有形資產及無形資產(商譽除外)的減值虧損(見上文有關商譽的會計政策)

於報告期末，本集團均會審閱其具有特定使用年期的有形及無形資產的賬面值，以釐定有否任何跡象顯示該等資產已出現減值虧損。倘存在任何減值跡象，則會估計資產的可收回金額，以釐定減值虧損(如有)的程度。倘無法估計個別資產之可收回金額，則本集團會估計該資產所屬現金產生單位之可收回金額。倘可識別合理及一致之分配基準，則企業資產亦會分配至個別現金產生單位，或分配至可按合理及一致分配基準識別之最小組別現金產生單位。

3. Significant Accounting Policies (continued)**Impairment losses on tangible assets and intangible assets other than goodwill (see accounting policy in respect of goodwill above) (continued)**

Recoverable amount is the higher of fair value less costs of disposal and value in use. In assessing value in use, the estimated future cash flows are discounted to their present value using a pre-tax discount rate that reflects current market assessments of the time value of money and the risks specific to the asset for which the estimates of future cash flows have not been adjusted.

If the recoverable amount of an asset (or a cash-generating unit) is estimated to be less than its carrying amount, the carrying amount of the asset (or a cash-generating unit) is reduced to its recoverable amount. In allocating the impairment loss, the impairment loss is allocated first to reduce the carrying amount of any goodwill (if applicable) and then to the other assets on a pro-rata basis based on the carrying amount of each asset in the unit. The carrying amount of an asset is not reduced below the highest of its fair value less costs of disposal (if measurable), its value in use (if determinable) and zero. The amount of the impairment loss that would otherwise have been allocated to the asset is allocated pro rata to the other assets of the unit. An impairment loss is recognised immediately in profit or loss.

Where an impairment loss subsequently reverses, the carrying amount of the asset (or a cash-generating unit) is increased to the revised estimate of its recoverable amount, but so that the increased carrying amount does not exceed the carrying amount that would have been determined had no impairment loss been recognised for the asset (or a cash-generating unit) in prior years. A reversal of an impairment loss is recognised immediately in profit or loss.

3. 主要會計政策(續)**有形資產及無形資產(商譽除外)的減值虧損(見上文有關商譽的會計政策)(續)**

可收回金額為公平值減出售成本的餘額與使用價值兩者之較高者。在評估使用價值時，預計未來現金流量會採用稅前貼現率貼現為現值，該稅前貼現率應反映對貨幣時間價值的當前市場評價及該資產特有的風險(未針對該風險調整估計未來現金流量)。

倘估計資產(或現金產生單位)之可收回金額少於其賬面值，資產(或現金產生單位)之賬面值下調至其可收回金額。於分配減值虧損時，首先分配減值虧損以調低任何商譽的賬面值(如適用)，其後根據單位內各資產的賬面值按比例分配至其他資產。一項資產的賬面值不會調低至低於其公平值減出售成本(倘可計量)、使用價值(如可確定)及零(以較高者為準)。分配至資產的減值虧損數額則按單位的其他資產比例分配。減值虧損即時於損益確認。

倘減值虧損於其後撥回，則該項資產(或現金產生單位)之賬面值會增加至其經修訂之估計可收回金額，惟增加後之賬面值不得超出過往年度並無就該項資產(或現金產生單位)確認減值虧損時原應釐定之賬面值。減值虧損撥回即時於損益確認。

Notes to the Consolidated Financial Statements (continued)

綜合財務報表附註(續)

For the year ended 31 December 2016 截至二零一六年十二月三十一日止年度

3. Significant Accounting Policies (continued)

Properties for sale

Completed properties and properties under development for sale are stated at the lower of cost and net realisable value. Cost includes the cost of land, development expenditure, borrowing costs capitalised in accordance with the Group's accounting policy, and other attributable expenses.

Net realisable value represents the estimated selling price for properties for sale less all estimated costs of completion and costs necessary to make the sale.

Inventories

Inventories represent trading merchandises are stated at the lower of cost and net realisable value. Costs of inventories are determined on a first-in-first-out basis. Net realisable value represents the estimated selling price for inventories less all estimated costs of completion and costs necessary to make the sale.

3. 主要會計政策(續)

可供銷售物業

可供銷售已竣工物業及在建物業按成本及可變現淨值(以較低者為準)列賬。成本包括土地成本、發展開支、根據本集團會計政策撥充資本的借款成本及其他應佔開支。

可變現淨值指可供銷售物業之估計售價減全部估計完成成本及所需之銷售費用。

存貨

存貨指按成本及可變現淨值(以較低者為準)列賬之貿易商品。存貨成本按先入先出法釐定。可變現淨值指存貨之估計售價減全部估計完成成本及所需之銷售費用。

3. Significant Accounting Policies (continued)

Provisions

Provisions are recognised when the Group has a present obligation as a result of a past event, and it is probable that the Group will be required to settle that obligation, and a reliable estimate can be made of the amount of the obligation. Provisions are measured at the best estimate of the consideration required to settle the present obligation at the end of the reporting period, taking into account the risks and uncertainties surrounding the obligation. When a provision is measured using the cash flows estimated to settle the present obligation, its carrying amount is the present value of those cash flows (where the effect of the time value of money is material).

Provisions for land acquired are based on estimates of required expenditure on the properties. The Group estimates its liabilities for land acquired based upon detailed calculations of the amount and timing of the future cash expenditure to perform the required work, escalated for inflation, then discounted at a discount rate that reflects current market assessment of the time value of money and the risks specific to the liability such that the amount of provision reflects the present value of the expenditures expected to be required to settle the obligation. Provisions for land acquired are added to the cost of properties for sale in the period in which the obligation is identified.

Financial instruments

Financial assets and financial liabilities are recognised when a group entity becomes a party to the contractual provisions of the instrument.

Financial assets and financial liabilities are initially measured at fair value. Transaction costs that are directly attributable to the acquisition or issue of financial assets and financial liabilities (other than financial assets and financial liabilities at fair value through profit or loss) are added to or deducted from the fair value of the financial assets or financial liabilities, as appropriate, on initial recognition. Transaction costs directly attributable to the acquisition of financial assets or financial liabilities at fair value through profit or loss are recognised immediately in profit or loss.

3. 主要會計政策(續)

撥備

倘本集團因過往事件而產生現有責任，而本集團可能須履行該責任及可對該責任金額作出可靠估計時確認撥備。撥備乃根據於報告期間結算日對償還現有責任所需代價之最佳估算計值，並計及該責任之風險及不確定因素。倘撥備乃按履行現有責任之估計現金流量計值，其賬面值則按有關現金流量之現值計值(倘貨幣時間值的影響重大)。

收購土地撥備為根據對物業所需開支的估計。本集團根據對進行所需工作之未來現金流量開支金額及時間之詳細計算方法，就通脹調高，再按反映貨幣時間值之現行市場評估及負債特定之貼現率貼現，致使撥備反映預期須履行責任開支之現值，從而估計該收購土地之負債。收購土地撥備於確定義務期間加至可供出售物業成本。

金融工具

金融資產及金融負債於集團實體成為工具合約條文之訂約方時確認。

金融資產及金融負債首先按公平值計量。因收購或發行金融資產及金融負債(透過損益以公平值列賬之金融資產及金融負債除外)而直接產生之交易成本於首次確認時計入金融資產或金融負債(如適用)之公平值或自其公平值扣除。就透過損益以公平值列賬之金融資產或金融負債而言，收購直接產生之交易成本即時於損益確認。

Notes to the Consolidated Financial Statements (continued)

綜合財務報表附註(續)

For the year ended 31 December 2016 截至二零一六年十二月三十一日止年度

3. Significant Accounting Policies (continued)

Financial instruments (continued)

Financial assets

The Group's financial assets are classified into (i) available-for-sale financial assets and (ii) loans and receivables. The classification depends on the nature and purpose of the financial assets and is determined at the time of initial recognition. All regular way purchases or sales of financial assets are recognised and derecognised on a trade date basis. Regular way purchases or sales are purchases or sales of financial assets that require delivery of assets within the time frame established by regulation or convention in the marketplace.

Available-for-sale ("AFS") financial assets

AFS financial assets are non-derivatives that are either designated or not classified as (a) loans and receivables, (b) held-to-maturity investments or (c) financial assets at fair value through profit or loss.

Equity and debt securities held by the Group that are classified as AFS financial assets and are traded in an active market are measured at fair value at the end of each reporting period. Changes in the carrying amount of AFS monetary financial assets relating to interest income calculated using the effective interest method are recognised in the profit or loss. Dividends on AFS equity investments are recognised in the profit or loss when the Group's right to receive the dividends is established. Other changes in the carrying amount of AFS financial assets are recognised in other comprehensive income and accumulated under the heading of revaluation reserve. When the investment is disposed of or is determined to be impaired, the cumulative gain or loss previously accumulated in the revaluation reserve is reclassified to profit or loss (see the accounting policy in respect of impairment loss on financial assets below).

3. 主要會計政策(續)

金融工具(續)

金融資產

本集團的金融資產分類為(i)可供出售金融資產及(ii)貸款及應收款項。分類取決於金融資產的性質和宗旨，並在初始確認時確定。所有日常買賣之金融資產於交易日確認及終止確認。日常買賣指須根據市場規則或慣例訂立之時間內交收資產之金融資產買賣。

可供出售金融資產

可供出售金融資產為指定或並無分類為(a)貸款及應收款項，(b)持有至到期投資或(c)透過損益以公平值列賬之金融資產之非衍生工具。

本集團持有分類為可供出售金融資產並於活躍市場交易之股票及債務證券於在各報告期末以公平值計量。有關利息收入之可供出售貨幣金融資產賬面值變動乃採用實際利率法計算，並於損益確認。可供出售股本投資之股息在本集團收取股息的權利確立時於損益確認。可供出售金融資產賬面值之其他變動於其他全面收入內確認並於重估儲備中累計。倘投資被出售，或定為已出現減值，先前於重估儲備中累計的累計收益或虧損將重新分類為損益(參見下文有關金融資產減值虧損之會計政策)。

3. Significant Accounting Policies (continued)

Financial instruments (continued)

Financial assets (continued)

Available-for-sale ("AFS") financial assets (continued)

AFS equity investments that do not have a quoted market price in an active market and whose fair value cannot be reliably measured and derivatives that are linked to and must be settled by delivery of such unquoted equity investments, they are measured at cost less any identified impairment losses at the end of the reporting period (see the accounting policy in respect of impairment of financial assets below).

Loans and receivables

Loans and receivables are non-derivative financial assets with fixed or determinable payments that are not quoted in an active market. Subsequent to initial recognition, loans and receivables (including deposits paid for acquisitions of subsidiaries, trade and other receivables, amounts due from non-controlling shareholders of subsidiaries, amounts due from related parties, amounts due from joint ventures, restricted bank deposits and bank balances and cash) are measured at amortised cost using the effective interest method, less any impairment (see the accounting policy in respect of impairment of financial assets below).

Effective interest method

The effective interest method is a method of calculating the amortised cost of a debt instrument and of allocating interest income over the relevant period. The effective interest rate is the rate that exactly discounts estimated future cash receipts (including all fees paid or received that form an integral part of the effective interest rate, transaction costs and other premiums or discounts) through the expected life of the debt instrument, or, where appropriate, a shorter period to the net carrying amount on initial recognition.

Interest income is recognised on an effective interest basis for debt instruments.

3. 主要會計政策(續)

金融工具(續)

金融資產(續)

可供出售金融資產(續)

並無於活躍市場報價及公平值不能可靠計量之可供出售股本投資以及與該等未報價股本投資相掛鈎且須透過交付該等未報價股本投資之方式結算的衍生工具，於報告期末按成本減任何已識別的減值虧損計量(參見下文有關金融資產減值的會計政策)。

貸款及應收款項

貸款及應收款項為在活躍市場上並無報價而具有固定或待付的非衍生金融資產。於初始確認後，貸款及應收款項(包括收購附屬公司已付訂金、貿易及其他應收款、應收附屬公司之非控股股東款項、應收關連公司款項、應收合營企業款項、受限制銀行存款及銀行結餘及現金)採用實際利率法按攤銷成本減任何減值計量(參見下文有關金融資產減值的會計政策)。

實際利率法

實際利率法是一種計算債務工具的攤銷成本以及在相關期間分攤利息收入的方法。實際利率是在債務工具預計年期或較短期間(如適用)內，將其估計未來現金收入(包括所有構成實際利率不可缺少的一部份所支付或收取的費用、交易成本及其他溢價或折扣)準確貼現至於初步確認時的賬面值所使用的利率。

債務工具之利息收入以實際利率基準確認。

Notes to the Consolidated Financial Statements (continued)

綜合財務報表附註(續)

For the year ended 31 December 2016 截至二零一六年十二月三十一日止年度

3. Significant Accounting Policies (continued)

Financial instruments (continued)

Financial assets (continued)

Impairment of financial assets

Financial assets are assessed for indicators of impairment at the end of the reporting period. Financial assets are considered to be impaired where there is objective evidence that, as a result of one or more events that occurred after the initial recognition of the financial assets, the estimated future cash flows of the investment have been affected.

For AFS equity investment, a significant or prolonged decline in the fair value of that investment below its cost is considered to be objective evidence of impairment.

For all other financial assets, objective evidence of impairment could include:

- significant financial difficulty of the issuer or counterparty; or
- breach of contract, such as default or delinquency in interest and principal payments; or
- it becoming probable that the borrower will enter bankruptcy or financial re-organisation; or
- the disappearance of an active market for that financial asset because of financial difficulties.

For certain of financial assets, such as trade receivables, that are assessed not to be impaired individually are, in addition, assessed for impairment on a collective basis. Objective evidence of impairment for a portfolio of receivables could include the Group's past experience of collecting payments, an increase in the number of delayed payments in the portfolio past the credit period, as well as observable changes in national or local economic conditions that correlate with default on receivables.

3. 主要會計政策(續)

金融工具(續)

金融資產(續)

金融資產減值

金融資產需於報告期末評估是否具有減值跡象。倘有客觀證據顯示，有關投資的估計未來現金流量已因於初步確認金融資產後發生的一件或多件事務而受到影響，則會對金融資產作出減值。

就可供出售股本投資而言，該項投資的公平值大幅或長期下跌至低於其成本會被視為減值的客觀證據。

就所有其他金融資產而言，減值的客觀證據可包括：

- 發行人或對手方出現重大財務困難；或
- 利率及本金支付款項違約或拖欠等違約情況；或
- 借方很可能破產或出現財務重組；或
- 由於財務困難該金融資產失去活躍市場。

就若干金融資產而言，若估計不會出現個別減值，則隨後將以共同基準評估減值。一籃子應收款項的客觀減值證據可能包括本集團過往收取付款的經歷、於一籃子應收款項過往信貸期內延遲支付的次數增加，以及與應收款違約相關之全國或地方經濟條件的可觀察變動。

3. Significant Accounting Policies (continued)

Financial instruments (continued)

Financial assets (continued)

Impairment of financial assets (continued)

For financial assets carried at amortised cost, the amount of the impairment loss recognised is the difference between the asset's carrying amount and the present value of estimated future cash flows discounted at the financial asset's original effective interest rate.

For financial assets carried at cost, the amount of the impairment loss is measured as the difference between the asset's carrying amount and the present value of the estimated future cash flows discounted at the current market rate of return for a similar financial asset. Such impairment loss will not be reversed in subsequent periods.

The carrying amount of the financial asset is reduced by the impairment loss directly for all financial assets with the exception of trade receivables, where the carrying amount is reduced through the use of an allowance account. Changes in the carrying amount of the allowance account are recognised in profit or loss. When a trade receivable is considered uncollectible, it is written off against the allowance account. Subsequent recoveries of amounts previously written off are credited against the allowance account.

When an AFS financial asset is considered to be impaired, cumulative gains and losses previously recognised in other comprehensive income are reclassified to profit or loss in the period. Such impairment loss will not be reversed in subsequent periods.

3. 主要會計政策(續)

金融工具(續)

金融資產(續)

金融資產減值(續)

對於按攤銷成本列賬的金融資產而言，減值虧損金額按資產賬面值與按金融資產原先實際利率折現估計未來現金流量現值之間的差額計算。

就按成本列賬的金融資產而言，減值虧損金額乃按資產賬面值與按一項類似金融資產的現時市場回報率折現的估計未來現金流量現值的差額計量。有關減值虧損將不會於隨後期間撥回。

對於所有金融資產，其賬面值均由減值虧損直接抵減，惟貿易應收款賬面值則透過備抵賬目抵減。備抵賬目賬面值變動於損益中確認。若一項貿易應收款被視為無法收取，則於備抵賬目中撇銷。若此前撇銷之金額隨後撥回，則於備抵賬目中撇銷。

當可供出售金融資產被視為已減值，先於其他全面收入確認的累計損益於期內重新分類至損益。有關減值虧損將不會於隨後期間撥回。

Notes to the Consolidated Financial Statements (continued)

綜合財務報表附註(續)

For the year ended 31 December 2016 截至二零一六年十二月三十一日止年度

3. Significant Accounting Policies (continued)

Financial instruments (continued)

Financial assets (continued)

Impairment of financial assets (continued)

For financial assets measured at amortised cost, if, in a subsequent period, the amount of impairment loss decreases and the decrease can be related objectively to an event occurring after the impairment loss was recognised, the previously recognised impairment loss is reversed through profit or loss to the extent that the carrying amount of the asset at the date the impairment is reversed does not exceed what the amortised cost would have been had the impairment not been recognised.

Financial liabilities and equity instruments

Debt and equity instruments issued by a group entity are classified as either financial liabilities or as equity in accordance with the substance of the contractual arrangements entered into and the definitions of a financial liability and an equity instrument.

Equity instruments

An equity instrument is any contract that evidences a residual interest in the assets of an entity after deducting all of its liabilities. Equity instruments issued by the Group are recognised at the proceeds received, net of direct issue costs.

Repurchase of the Company's own equity instruments is recognised and deducted directly in the equity. No gain or loss is recognised in profit or loss on the purchase, sale, issue or cancellation of the Company's own equity instruments.

3. 主要會計政策(續)

金融工具(續)

金融資產(續)

金融資產減值(續)

就按攤銷成本列賬的金融資產而言，倘於隨後期間，減值虧損金額下跌，而有關下跌客觀地與確認減值虧損之後發生的事件有關，則過往確認的減值虧損會透過損益表撥回，而於減值日期撥回的資產賬面值不得超過倘未有確認減值時的攤銷成本。

金融負債及股本工具

集團實體所發行的債務及股本工具根據所訂立的合約安排的具體內容及金融負債與股本工具的定義進行分類為金融負債或為股本。

股本工具

股本工具是證明在扣除所有負債後於實體資產之剩餘權益的任何合約。本集團發行的股本工具按已收款項扣除直接發行成本而確認。

購回本公司自身的股本工具在權益中確認並直接扣除。購買、出售、發行或註銷本公司自身的股本工具時不得確認收益或虧損。

3. Significant Accounting Policies (continued)

Financial instruments (continued)

Financial liabilities and equity instruments (continued)

Effective interest method

The effective interest method is a method of calculating the amortised cost of a financial liability and of allocating interest expense over the relevant period. The effective interest rate is the rate that exactly discounts estimated future cash payments (including all fees and points paid or received that form an integral part of the effective interest rate, transaction costs and other premiums or discounts) through the expected life of the financial liability, or, where appropriate, a shorter period, to the net carrying amount on initial recognition. Interest expense is recognised on an effective interest basis.

Financial liabilities at amortised cost

Financial liabilities (including bank and other borrowings, trade and other payables, amounts due to non-controlling shareholders of subsidiaries, amounts due to joint ventures, loans from non-controlling shareholders of subsidiaries and senior notes and bonds) are subsequently measured at amortised cost using the effective interest method.

3. 主要會計政策(續)

金融工具(續)

金融負債及股本工具(續)

實際利率法

實際利率法是一種在相關期間計算金融負債的攤銷成本以及分攤利息開支的方法。實際利率是在金融負債預計年期或較短期間(如適用)內，將估計未來現金支付款項(包括構成實際利率組成部份的所付或所收到的所有費用及點子、交易成本及其他溢價或折讓)準確貼現至於初步確認時的賬面值所使用的利率。利息開支以實際利率基準確認。

按攤銷成本列賬的金融負債

金融負債(包括銀行及其他借款、貿易及其他應付款、應付附屬公司非控股股東款項、應付合營企業款項、來自附屬公司非控股股東的貸款及優先票據及債券)隨後使用實際利率法按攤銷成本計量。

Notes to the Consolidated Financial Statements (continued)

綜合財務報表附註(續)

For the year ended 31 December 2016 截至二零一六年十二月三十一日止年度

3. Significant Accounting Policies (continued)

Financial instruments (continued)

Financial liabilities and equity instruments (continued)

Derivative financial instruments

Derivatives are initially recognised at fair value at the date when derivative contracts are entered into and are subsequently remeasured to their fair value at the end of the reporting period. The resulting gain or loss is recognised in profit or loss immediately unless the derivative is designated and effective as a hedging instrument, in which event the timing of the recognition in profit or loss depends on the nature of the hedge relationship.

Embedded derivatives

Derivatives embedded in non-derivative host contracts are treated as separate derivatives when they meet the definition of a derivative, their risks and characteristics are not closely related to those of the host contracts and the host contracts are not measured at FVTPL. Generally, multiple embedded derivatives in a single instrument are treated as a single compound embedded derivative unless those derivatives relate to different risk exposures and are readily separable and independent of each other.

Financial guarantee contracts

A financial guarantee contract is a contract that requires the issuer to make specified payments to reimburse the holder for a loss it incurs because a specified debtor fails to make payment when due in accordance with the original or modified terms of a debt instrument.

3. 主要會計政策(續)

金融工具(續)

金融負債及股本工具(續)

衍生金融工具

衍生工具於訂立衍生合約當日初步按公平值確認，其後於報告期末按公平值重新計量。因此產生的收益或虧損即時於損益確認，除非衍生工具指定為及有效用作對沖工具，在此情況下，於損益確認的時間視乎對沖關係的性質而定。

嵌入式衍生工具

當嵌入式衍生工具符合衍生工具之定義，其風險及特質與主體合約並非緊密關連，同時主體合約並非按公平值透過損益計量時，非衍生主體合約之嵌入式衍生工具被視為獨立的衍生工具。一般而言，單一工具中的多個嵌入式衍生工具被視為單一複合嵌入式衍生工具，除非該等衍生工具面臨不同風險及未能隨時分開，且彼等各自獨立。

財務擔保合約

財務擔保合約乃規定發行人在由於某債務人未能按照某債務工具的原有或修訂條款在到期時付款而出現虧損時向持有人作出具體償付的合約。

3. Significant Accounting Policies (continued)**Financial instruments (continued)****Financial liabilities and equity instruments (continued)***Financial guarantee contracts (continued)*

A financial guarantee contract issued by the Group and not designated at fair value through profit or loss is recognised initially at fair value. Subsequent to initial recognition, the Group measures the financial guarantee contract at the higher of:

- (i) the amount of the obligation under the contract, as determined in accordance with IAS 37 *Provisions, Contingent Liabilities and Contingent Assets*; and
- (ii) the amount initially recognised less, when appropriate, cumulative amortisation recognised over the guarantee period.

Derecognition

The Group derecognises a financial asset only when the contractual rights to the cash flows from the asset expire, or when it transfers the financial asset and substantially all the risks and rewards of ownership of the asset to another entity. If the Group neither transfers nor retains substantially all the risks and rewards of ownership and continues to control the transferred asset, the Group continues to recognise the asset to the extent of its continuing involvement and recognises an associated liability. If the Group retains substantially all the risks and rewards of ownership of a transferred financial asset, the Group continues to recognise the financial asset and also recognises a collateralised borrowing for the proceeds received.

3. 主要會計政策(續)**金融工具(續)****金融負債及股本工具(續)***財務擔保合約(續)*

本集團發行並非指定為透過損益以公平值列賬的財務擔保合約初步按公平值確認。於初步確認後，本集團以下列較高者計量財務擔保合約：

- (i) 根據合約所須承擔的責任涉及的金額，有關金額根據國際會計準則第37號撥備、或然負債及或然資產釐定；及
- (ii) 初步確認的金額減去於擔保期確認的累計攤銷(如適用)。

解除確認

本集團只有在當資產現金流量的合約權利屆滿或予另一實體轉讓金融資產及絕大部份風險及回報時才解除確認金融資產。如果本集團既不是轉讓也不是保留絕大部份風險及回報並繼續控制被轉讓資產，則本集團繼續確認該資產並以其持續涉及者為限及確認相關負債。如果本集團保留被轉讓金融資產絕大部份風險及回報，則本集團繼續確認該金融資產及確認已收所得款項之抵押借貸。

Notes to the Consolidated Financial Statements (continued)

綜合財務報表附註(續)

For the year ended 31 December 2016 截至二零一六年十二月三十一日止年度

3. Significant Accounting Policies (continued)

Financial instruments (continued)

Financial liabilities and equity instruments (continued)

Derecognition (continued)

On derecognition of a financial asset in its entirety, the difference between the asset's carrying amount and the sum of the consideration received and receivable and the cumulative gain or loss that had been recognised in other comprehensive income is recognised in profit or loss.

The Group derecognises financial liabilities when, and only when, the Group's obligations are discharged, cancelled or expire. The difference between the carrying amount of the financial liability derecognised and the consideration paid and payable is recognised in profit or loss.

4. Critical Accounting Judgements and Key Sources of Estimation Uncertainty

In the application of the Group's accounting policies, which are described in note 3, the executive directors of the Company are required to make judgements, estimates and assumptions about the carrying amounts of assets and liabilities that are not readily apparent from other sources. The estimates and associated assumptions are based on historical experience and other factors that are considered to be relevant. Actual results may differ from these estimates.

The estimates and underlying assumptions are reviewed on an on-going basis. Revisions to accounting estimates are recognised in the period in which the estimate is revised if the revision affects only that period, or in the period of the revision and future periods if the revision affects both current and future periods.

3. 主要會計政策(續)

金融工具(續)

金融負債及股本工具(續)

解除確認(續)

於全面解除確認金融資產時，該項資產賬面值與已收及應收代價及於其他全面收入確認的累計損益總數間的差額會於損益中確認。

本集團僅於本集團責任獲解除、註銷或屆滿時，解除確認金融負債。獲解除確認的金融負債的賬面值與已付或應付代價間的差額於損益中確認。

4. 關鍵會計判斷及估計不明朗因素的主要來源

採用附註3所述本集團之會計政策時，本公司執行董事須就難以自其他來源確定之資產及負債之賬面值作判斷、估計及假設。該等估計及有關假設乃根據過往經驗及其他視為相關之因素而作出。實際結果與該等估計或有差異。

各項估計及相關假設會持續檢討。倘會計估計之修訂僅影響修訂該估計之期間，有關修訂則會在該期間確認；倘修訂對當前及未來期間均有影響，則在作出修訂期間及未來期間確認。

4. Critical Accounting Judgements and Key Sources of Estimation Uncertainty (continued)

Critical judgements in applying accounting policies

The following are the critical judgements, apart from those involving estimations (see below), that the executive directors have made in the process of applying the Group's accounting policies and that have the most significant effect on the amounts recognised in the consolidated financial statements.

Joint control over Zhuzhou Aoyuan and Zhuzhou Jinye

Note 19 describes that Zhuzhou Aoyuan and Zhuzhou Jinye is accounted for joint ventures of the Group although the Group owns 85.71% (2015: 60%) and 78.49% (2015: 51.05%) equity interests in Zhuzhou Aoyuan and Zhuzhou Jinye, respectively. Taking into account that the decisions that relate to the relevant activities of Zhuzhou Aoyuan and Zhuzhou Jinye require unanimous consent from both the Group and the other joint ventures partners, the Group has joint control over Zhuzhou Aoyuan and Zhuzhou Jinye.

Deferred taxation on investment properties

For the purposes of measuring deferred taxes arising from investment properties that are measured using the fair value model, the executive directors of the Company have reviewed the Group's investment property portfolios and concluded that the Group's investment properties are not held under a business model whose objective is to consume substantially all of the economic benefits embodied in the investment properties over time, rather than through sale. Therefore, in determining the Group's deferred taxation on investment properties, the executive directors have determined that the presumption that the carrying amounts of investment properties measured using the fair value model are recovered entirely through sale is not rebutted. As a result, the Group has recognised deferred taxes of both enterprise income tax and land appreciation tax on changes in fair value of all investment properties.

4. 關鍵會計判斷及估計不明朗因素的主要來源(續)

應用會計政策之關鍵判斷

除與估計(見下文)有關外,以下為執行董事於應用本集團之會計政策之過程中,已作出對綜合財務報表已確認之金額有重大影響之關鍵判斷。

對株洲奧園及株洲金業之共同控制權

附註19闡述,雖然本集團於株洲奧園及株洲金業中分別擁有85.71%(二零一五年:60%)及78.49%(二零一五年:51.05%)之股權,株洲奧園及株洲金業入賬列作本集團合營企業。考慮到有關株洲奧園及株洲金業的相關業務之決策須取得本集團及其他合營企業合夥人的一致同意,本集團對株洲奧園及株洲金業擁有共同控制權。

投資物業之遞延稅項

就計量採用公平值模式計量之投資物業所產生之遞延稅項而言,本公司執行董事已對本集團的投資物業組合進行檢討並總結本集團的投資物業概不屬於以消耗投資物業所產生之大部份經濟收益的模式(而非透過銷售)持有。因此,於釐定投資物業之遞延稅項時,董事已釐定,有關採用公平值模式計量的投資物業的賬面值可透過銷售悉數收回之假設並未被駁回。因此,本集團已就所有投資物業公平值變動確認企業所得稅及土地增值稅之遞延稅項。

4. Critical Accounting Judgements and Key Sources of Estimation Uncertainty (continued)

Key sources of estimation uncertainty

The following are the key assumptions concerning the future, and other key sources of estimation uncertainty at the end of the reporting period, that have a significant risk of causing a material adjustment to the carrying amounts of assets and liabilities within the next financial year.

Determination of net realisable value of properties under development for sale and completed properties for sale

Properties under development for sale and completed properties for sale are stated at the lower of the cost and net realisable value. Cost of each unit in each phase of development is determined using the weighted average cost method. The net realisable value is the estimated selling price (based on prevailing market conditions in the PRC and Australia) less estimated costs to completion, estimated selling expenses and estimated sales-related taxes, which are estimated based on best available information. Where there is any decrease in the estimated selling price arising from any changes to the property market conditions, there may be written down on the properties under development for sale and completed properties for sale.

As at 31 December 2016, the carrying amount of properties under development and completed properties for sale amounted to approximately RMB43,486,574,000, net of write-down of RMB13,433,000 (2015: carrying amount of RMB31,792,372,000, net of write-down of RMB13,433,000) in the PRC and Australia.

4. 關鍵會計判斷及估計不明朗因素的主要來源(續)

估計不明朗因素的主要來源

以下是於報告期末有關未來的主要假設及估計不明朗因素的其他主要來源，有關假設及來源具有導致資產及負債的賬面值於下一財政年度內作出大幅調整的重大風險。

釐定可供銷售在建物業及可供銷售已竣工物業的可變現淨值

可供銷售在建物業及可供銷售已竣工物業乃按成本或可變現淨值(以較低者為準)入賬。於各發展階段中的各單位成本乃使用加權平均成本法釐定。可變現淨值乃以估計售價(基於中國及澳大利亞的現行市況)減完成開發的估計費用、估計銷售開支及估計銷售相關稅項計算，並根據最可靠的資料作出估計。倘物業市場狀況發生任何改變導致估計售價下降，或會就可供銷售在建物業及可供銷售已竣工物業作出撇減。

於二零一六年十二月三十一日，中國及澳大利亞可供銷售在建物業及可供銷售已竣工物業的賬面值為約人民幣43,486,574,000元(扣除撇減人民幣13,433,000元)(二零一五年：賬面值人民幣31,792,372,000元(扣除撇減人民幣13,433,000元))。

4. Critical Accounting Judgements and Key Sources of Estimation Uncertainty (continued)

Key sources of estimation uncertainty (continued)

Impairment of hotel assets included in property, plant and equipment

The carrying amounts of property, plant and equipment are reviewed annually and adjusted for impairment in accordance with IAS 36 whenever certain events or changes in circumstances indicate that the carrying amount may not be recoverable. The recoverable amount of the assets is the higher of fair value less costs to sell and value in use. In assessing fair value less costs to sell, a combination of the market approach and depreciated replacement cost approach was adopted in assessing the land portion and the buildings structures of the hotel, respectively, taking into account of discount for vacancy and cost to sell the hotel property. Details of the recoverable amount calculation for property, plant and equipment are disclosed in note 14.

Land appreciation tax ("LAT")

The Group is subject to LAT in the PRC. However, the implementation and settlement of the tax varies amongst different tax jurisdictions in various cities of the PRC and certain projects of the Group have not finalised their land appreciation tax calculations and payments with any local tax authorities in the PRC. Accordingly, significant judgment is required in determining the amount of land appreciation and its related income tax provisions. The amount of the land appreciation is determined with reference to proceeds of the sales of properties less the estimated deductible expenditures, including the cost of land use rights and all property development expenditures. The Group recognised the LAT tax based on management's best estimates. The final tax outcome could be different from the amounts that were initially recorded, and these differences will impact the income tax expense and the related income tax provisions in the periods in which such tax is finalised with local tax authorities.

4. 關鍵會計判斷及估計不明朗因素的主要來源(續)

估計不明朗因素的主要來源(續)

酒店資產(包括物業、廠房及設備)減值

物業、廠房及設備之賬面值，在發生若干事件或情況變化，顯示賬面值可能無法收回時，根據國際會計準則第36號按年進行減值審核及調整。資產之可收回金額為公平值減出售成本的餘額與使用價值兩者之較高者。於評估公平值減出售成本時，就評估土地部分及酒店建築物結構分別使用市場法及折舊重置成本法的組合，並計及空置及出售酒店物業成本的折讓。有關計算物業、廠房及設備之可收回金額詳情於附註14中披露。

土地增值稅(「土地增值稅」)

本集團須繳納中國之土地增值稅。然而，中國各個城市的不同徵稅區的稅項徵收及支付有所差異，而本集團的若干項目尚未與中國的地方稅務部門最終確定土地增值稅之計算及支付。因此，於釐定土地增值金額及其相關所得稅撥備時須作出重大判斷。土地增值稅金額乃經參考銷售所得款項減估計扣稅開支(包括土地使用權成本及所有物業發展開支)後釐定。本集團基於管理層之最佳估計確認土地增值稅。最終的稅項結果或會不同於初始列賬之金額，而該等差異將影響與地方稅務部門確定該等稅項之期間內之所得稅開支及有關所得稅撥備。

4. Critical Accounting Judgements and Key Sources of Estimation Uncertainty (continued)

Key sources of estimation uncertainty (continued)

Income taxes

As at 31 December 2016, a deferred tax asset of RMB200,396,000 (2015: RMB140,814,000) in relation to unused tax losses for certain operating subsidiaries has been recognised in the Group's consolidated statement of financial position. No deferred tax asset has been recognised on the tax losses of RMB578,733,000 (2015: RMB504,181,000) due to the unpredictability of future profit streams. The realisability of the deferred tax asset mainly depends on whether sufficient future profits or taxable temporary differences will be available in the future. In cases where the actual future taxable profits generated are less or more than expected, or change in facts and circumstances which result in revision of future taxable profits estimation, a material reversal of deferred tax assets may arise, which would be recognised in profit or loss for the period in which such a reversal or further recognition takes place.

Fair value measurements and valuation processes

The investment properties of the Group are measured at fair value for financial reporting purposes. The board of directors of the Company has set up a property valuation team, which is headed up by the Chief Financial Officer of the Company, to determine the appropriate valuation techniques and inputs for fair value measurements.

In estimating the fair value of an investment property, the Group uses market-observable data to the extent it is available. Where Level 1 inputs are not available, the Group engages qualified external valuers to perform the valuation. The valuation team works closely with the qualified external valuers to establish the appropriate valuation techniques and inputs to the model. The Chief Financial Officer reports the valuation team's findings to the board of directors of the Company half a year to explain the cause of fluctuations in the fair value of the assets.

4. 關鍵會計判斷及估計不明朗因素的主要來源(續)

估計不明朗因素的主要來源(續)

所得稅

於二零一六年十二月三十一日，有關若干經營附屬公司的未動用稅項虧損人民幣200,396,000元(二零一五年：人民幣140,814,000元)的遞延稅項資產已於本集團綜合財務狀況表內確認。由於未來溢利來源的不可預測性，並無就稅項虧損人民幣578,733,000元(二零一五年：人民幣504,181,000元)確認遞延稅項資產。遞延稅項資產的變現能力主要取決於未來是否有足夠的未來溢利或應課稅臨時差額。如產生的實際應課稅溢利低於或高於預期，或因素及情況變化，導致修訂有關未來應課稅溢利的估計，則可能產生遞延稅項資產的重大撥回或進一步確認遞延稅項資產。

公平值計量及估值過程

本集團的投資物業乃按公平值計量以用於財務申報目的。本公司董事會已成立以本公司財務總監為首的物業估值團隊，以就公平值計量釐定適用估值技術及輸入數據。

估計投資物業的公平值時，本集團使用可用市場可觀察數據。倘第一級之輸入數據不可用，本集團會委聘合資格外聘估值師進行估值。估值團隊會與合資格外聘估值師緊密合作，制訂合適之估值技術及模式輸入數據。為說明資產公平值波動的原因，財務總監每半年向本公司董事會呈報估值團隊的調查結果。

4. Critical Accounting Judgements and Key Sources of Estimation Uncertainty (continued)

Key sources of estimation uncertainty (continued)

Fair value measurements and valuation processes (continued)

The Group uses valuation techniques that include inputs that are not based on observable market data to estimate the fair value of investment properties. Note 16 provides detailed information about the valuation techniques, inputs and key assumptions used in the determination of the fair value of investment properties.

Provision for land acquired

The provision for land acquired has been determined by the executive directors based on their best estimates. The executive directors of the Company estimated this liability for land acquired based upon detailed calculations of the amount and timing of future cash flows spending on the properties development, escalated for inflation, then discounted at a discount rate that reflects current market assessments of the time value of money and the risks specific to the liability, such that the provision reflects the present value of the costs expected to be required to settle the obligation. However, in so far as the effect on the land and properties development becomes apparent in future periods, the estimate of the associated costs may be subject to change in the near future. The provision is reviewed regularly such that it properly reflects the present value of the obligation arising from the development of the current and past properties. The movement of provisions for land acquired during the year is set out in note 35.

4. 關鍵會計判斷及估計不明朗因素的主要來源(續)

估計不明朗因素的主要來源(續)

公平值計量及估值過程(續)

本集團採用包括並非以可觀察市場數據為依據的輸入數據在內的估值技巧估計投資物業的公平值。附註16提供有關釐定投資物業公平值所用的估值技巧、輸入數據及關鍵假設的詳盡資料。

收購土地撥備

收購土地撥備乃由執行董事根據其最佳估計釐定。執行董事根據物業開發之未來現金流量開支金額及時間之詳細計算方法，就通脹調高，再按反映貨幣時間價值之現行市場評估及負債特定風險之貼現率貼現，致使撥備反映預期須履行責任開支之現值，從而估計該收購土地之負債。然而，只要現有土地及物業開發之影響於未來期間變得明顯，則相關成本之估計亦可能須在不久將來改變。撥備會定期檢討，以適當反映現有及過往物業開發所產生責任之現值。年內收購土地撥備變動載列於附註35。

Notes to the Consolidated Financial Statements (continued)

綜合財務報表附註(續)

For the year ended 31 December 2016 截至二零一六年十二月三十一日止年度

5. Revenue

The Group is principally engaged in the property development and property investment in the PRC. An analysis of the Group's revenue for the year is as follows:

		2016 二零一六年 RMB'000 人民幣千元	2015 二零一五年 RMB'000 人民幣千元
Sale of properties	銷售物業	11,239,878	9,294,506
Rental income	租金收入	73,013	68,800
Hotel, property management services income and sale of goods	酒店、物業管理服務收入 及銷售貨物	514,377	209,118
		11,827,268	9,572,424

6. Segment Information

Information regularly reported to the Group's chief executive officer (the chief operating decision maker) for the purposes of resource allocation and assessment of performance focuses on the type of operation. The Group's reportable and operating segments under IFRS 8 are as follows:

Property development	– development and sale of properties
Property investment	– lease of investment properties
Others	– hotel operation, provision of property management services and sale of goods

5. 營業額

本集團主要於中國從事物業發展及物業投資業務。本集團於年內的營業額分析如下：

	2016 二零一六年 RMB'000 人民幣千元	2015 二零一五年 RMB'000 人民幣千元
物業發展	11,239,878	9,294,506
物業投資	73,013	68,800
其他	514,377	209,118
	11,827,268	9,572,424

6. 分部資料

為分配資源及評估業績而已向本集團行政總裁(主要營運決策者)定期報告的資料專注於業務類型。本集團根據國際財務報告準則第8號的可報告及營運分部如下：

物業發展	– 發展及銷售物業
物業投資	– 租賃投資物業
其他	– 經營酒店、提供物業管理服務及銷售貨物

Notes to the Consolidated Financial Statements (continued)

綜合財務報表附註(續)

For the year ended 31 December 2016 截至二零一六年十二月三十一日止年度

6. Segment Information (continued)

The following is an analysis of the Group's revenue and results by reportable and operating segments:

6. 分部資料(續)

以下是本集團按可報告及營運分部劃分的營業額及業績分析：

		Year ended 31 December 2016 截至二零一六年十二月三十一日止年度			
		Property development 物業發展 RMB'000 人民幣千元	Property investment 物業投資 RMB'000 人民幣千元	Others 其他 RMB'000 人民幣千元	Total 總計 RMB'000 人民幣千元
External segment revenue	外在分部營業額	11,239,878	73,013	514,377	11,827,268
Segment profit (loss)	分部溢利(虧損)	2,303,043	354,999	(71,295)	2,586,747
Other income, gains and losses	其他收入、收益及虧損				(230,817)
Gain on disposal of a subsidiary	出售一間附屬公司收益				385
Unallocated corporate expenses	未分配企業開支				(81,770)
Share of results of joint ventures	應佔合營企業業績				(32,137)
Finance costs	融資成本				(157,419)
Profit before tax	除稅前溢利				2,084,989

Notes to the Consolidated Financial Statements (continued)

綜合財務報表附註(續)

For the year ended 31 December 2016 截至二零一六年十二月三十一日止年度

6. Segment Information (continued)

6. 分部資料(續)

		Year ended 31 December 2015 截至二零一五年十二月三十一日止年度			
		Property development 物業發展 RMB'000 人民幣千元	Property investment 物業投資 RMB'000 人民幣千元	Others 其他 RMB'000 人民幣千元	Total 總計 RMB'000 人民幣千元
External segment revenue	外在分部營業額	9,294,506	68,800	209,118	9,572,424
Segment profit (loss)	分部溢利(虧損)	1,828,007	399,539	(46,375)	2,181,171
Other income, gains and losses	其他收入、收益及虧損				(130,973)
Loss on disposal of a subsidiary	出售一間附屬公司虧損				(33,112)
Unallocated corporate expenses	未分配企業開支				(69,043)
Share of results of joint ventures	應佔合營企業業績				27,802
Finance costs	融資成本				(91,451)
Profit before tax	除稅前溢利				1,884,394

The accounting policies of the reportable and operating segments are the same as the Group's accounting policies described in note 3. Segment results represent the profit generated or loss incurred by each segment without allocation of central administration costs including directors' salaries, head office operating expenses, other income, gains and losses, finance costs, share of results of joint ventures and gain (loss) on disposal of a subsidiary. This is the measure reported to the Group's chief executive officer for the purposes of resource allocation and performance assessment.

The following is an analysis of the Group's assets and liabilities by reportable and operating segments:

可報告及營運分部的會計政策與附註3所述本集團的會計政策相同。分部業績指各分部所產生溢利或虧損，並未分配中央行政成本(包括董事薪金、總部經營開支、其他收入、收益及虧損、融資成本、應佔合營企業業績及出售一間附屬公司收益(虧損))。此乃為作出資源分配及業績評估而向本集團行政總裁報告的方式。

以下是本集團按可報告及營運分部劃分的資產及負債分析：

Notes to the Consolidated Financial Statements (continued)

綜合財務報表附註(續)

For the year ended 31 December 2016 截至二零一六年十二月三十一日止年度

6. Segment Information (continued)

6. 分部資料(續)

Segment assets

分部資產

		2016	2015
		二零一六年	二零一五年
		RMB'000	RMB'000
		人民幣千元	人民幣千元
Property development	物業發展	47,750,943	33,723,104
Property investment	物業投資	5,459,173	4,535,064
Others	其他	419,596	366,800
Total segment assets	分部資產總值	53,629,712	38,624,968
Unallocated assets:	未分配資產：		
Interests in joint ventures	於合營企業的權益	163,790	216,966
AFS investments	可供出售投資	9,707	75,000
Deferred tax assets	遞延稅項資產	183,279	171,134
Amounts due from joint ventures	應收合營企業款項	538,359	257,309
Tax recoverable	可收回稅金	616,404	263,016
Derivative financial instruments	衍生金融工具	142,402	-
Restricted bank deposits	受限制銀行存款	485,578	1,266,632
Bank balances and cash	銀行結餘及現金	10,470,878	7,769,046
Others	其他	178,304	182,801
Consolidated assets	綜合資產	66,418,413	48,826,872

Notes to the Consolidated Financial Statements (continued)

綜合財務報表附註(續)

For the year ended 31 December 2016 截至二零一六年十二月三十一日止年度

6. Segment Information (continued)

Segment liabilities

		2016 二零一六年 RMB'000 人民幣千元	2015 二零一五年 RMB'000 人民幣千元
Property development	物業發展	29,754,635	16,945,364
Property investment	物業投資	73,383	60,147
Others	其他	270,587	164,368
Total segment liabilities		30,098,605	17,169,879
Unallocated liabilities:		未分配負債：	
Bank and other borrowings	銀行及其他借款	6,792,782	7,373,297
Senior notes and bonds	優先票據及債券	11,587,669	8,924,378
Amounts due to joint ventures	應付合營企業款項	132,819	1,123,287
Tax liabilities	稅項負債	2,592,685	2,202,224
Deferred tax liabilities	遞延稅項負債	582,560	454,100
Others	其他	-	3,850
Consolidated liabilities		51,787,120	37,251,015

For the purposes monitoring segment performances and allocating resources among segments:

- all assets are allocated to reportable and operating segments other than interests in joint ventures, AFS investments, deferred tax assets, amounts due from joint ventures, tax recoverable, derivative financial instruments, restricted bank deposits, bank balances and cash and other assets not attributable to respective segment.
- all liabilities are allocated to reportable and operating segments other than amounts due to joint ventures, tax liabilities, bank and other borrowings, senior notes and bonds, deferred tax liabilities and other liabilities not attributable to respective segment.

6. 分部資料(續)

分部負債

		2016 二零一六年 RMB'000 人民幣千元	2015 二零一五年 RMB'000 人民幣千元
Property development	物業發展	29,754,635	16,945,364
Property investment	物業投資	73,383	60,147
Others	其他	270,587	164,368
Total segment liabilities		30,098,605	17,169,879
Unallocated liabilities:		未分配負債：	
Bank and other borrowings	銀行及其他借款	6,792,782	7,373,297
Senior notes and bonds	優先票據及債券	11,587,669	8,924,378
Amounts due to joint ventures	應付合營企業款項	132,819	1,123,287
Tax liabilities	稅項負債	2,592,685	2,202,224
Deferred tax liabilities	遞延稅項負債	582,560	454,100
Others	其他	-	3,850
Consolidated liabilities		51,787,120	37,251,015

就監察分部業績及在分部間分配資源而言：

- 所有資產將獲分配至可報告及營運分部，惟並非屬各分部應佔的於合營企業的權益、可供出售投資、遞延稅項資產、應收合營企業款項、可收回稅金、衍生金融工具、受限制銀行存款、銀行結餘及現金以及其他資產除外。
- 所有負債將獲分配至可報告及營運分部，惟並非屬各分部應佔的應付合營企業款項、稅項負債、銀行及其他借款、優先票據及債券、遞延稅項負債及其他負債除外。

Notes to the Consolidated Financial Statements (continued)

綜合財務報表附註(續)

For the year ended 31 December 2016 截至二零一六年十二月三十一日止年度

6. Segment Information (continued)

Other segment information

6. 分部資料(續)

Year ended 31 December 2016

截至二零一六年十二月三十一日止年度

		Property development	Property investment	Others	Unallocated	Total
		物業發展	物業投資	其他	未分配	總計
		RMB'000	RMB'000	RMB'000	RMB'000	RMB'000
		人民幣千元	人民幣千元	人民幣千元	人民幣千元	人民幣千元
Amounts included in the measure of segment profit or loss or segment assets:	已於計量分部溢利或虧損或分部資產時計入的金額：					
Additions of property, plant and equipment	物業、廠房及設備添置	15,241	-	25,054	2,226	42,521
Additions of investment properties	投資物業添置	-	660,707	-	-	660,707
Depreciation of property, plant and equipment	物業、廠房及設備折舊	21,801	-	14,529	5,340	41,670
Amortisation of intangible assets	無形資產攤銷	-	-	129	-	129
Release of prepaid lease payments	預付租賃付款撥回	-	-	435	-	435
Loss on disposal of property, plant and equipment	出售物業、廠房及設備虧損	737	-	42	323	1,102
Change in fair value of investment properties	投資物業公平值變動	-	309,527	-	-	309,527

Notes to the Consolidated Financial Statements (continued)

綜合財務報表附註(續)

For the year ended 31 December 2016 截至二零一六年十二月三十一日止年度

6. Segment Information (continued)

Other information (continued)

		Year ended 31 December 2015				Total
		Property development	Property investment	Others	Unallocated	
		物業發展	物業投資	其他	未分配	總計
		RMB'000	RMB'000	RMB'000	RMB'000	RMB'000
		人民幣千元	人民幣千元	人民幣千元	人民幣千元	人民幣千元
Amounts included in the measure of segment profit or loss or segment assets:	已於計量分部溢利或虧損或分部資產時計入的金額：					
Additions of property, plant and equipment	物業、廠房及設備添置	15,240	-	19,470	1,134	35,844
Additions of investment properties	投資物業添置	-	848,738	-	-	848,738
Depreciation of property, plant and equipment	物業、廠房及設備折舊	14,681	-	12,808	6,840	34,329
Release of prepaid lease payments	預付租賃付款撥回	-	-	435	-	435
Loss (gain) on disposal of property, plant and equipment	出售物業、廠房及設備虧損(收益)	695	-	(7,565)	-	(6,870)
Change in fair value of investment properties	投資物業公平值變動	-	356,073	-	-	356,073

Geographical information

The Group's operation and location of non-current assets are substantially in the PRC.

Information about major customers

There is no individual customer who contributed over 10% of the total revenue of the Group during the years ended 31 December 2016 and 2015.

6. 分部資料(續)

其他資料(續)

Year ended 31 December 2015
截至二零一五年十二月三十一日止年度

Property development	Property investment	Others	Unallocated	Total
物業發展	物業投資	其他	未分配	總計
RMB'000	RMB'000	RMB'000	RMB'000	RMB'000
人民幣千元	人民幣千元	人民幣千元	人民幣千元	人民幣千元

		Property development	Property investment	Others	Unallocated	Total
		物業發展	物業投資	其他	未分配	總計
		RMB'000	RMB'000	RMB'000	RMB'000	RMB'000
		人民幣千元	人民幣千元	人民幣千元	人民幣千元	人民幣千元
Amounts included in the measure of segment profit or loss or segment assets:	已於計量分部溢利或虧損或分部資產時計入的金額：					
Additions of property, plant and equipment	物業、廠房及設備添置	15,240	-	19,470	1,134	35,844
Additions of investment properties	投資物業添置	-	848,738	-	-	848,738
Depreciation of property, plant and equipment	物業、廠房及設備折舊	14,681	-	12,808	6,840	34,329
Release of prepaid lease payments	預付租賃付款撥回	-	-	435	-	435
Loss (gain) on disposal of property, plant and equipment	出售物業、廠房及設備虧損(收益)	695	-	(7,565)	-	(6,870)
Change in fair value of investment properties	投資物業公平值變動	-	356,073	-	-	356,073

地區資料

本集團經營業務及非流動資產地點主要位於中國。

有關主要客戶的資料

於截至二零一六年及二零一五年十二月三十一日止年度，概無個別客戶所佔本集團的總營業額超過10%。

Notes to the Consolidated Financial Statements (continued)

綜合財務報表附註(續)

For the year ended 31 December 2016 截至二零一六年十二月三十一日止年度

7. Other Income, Gains and Losses

7. 其他收入、收益及虧損

		2016	2015
		二零一六年	二零一五年
		RMB'000	RMB'000
		人民幣千元	人民幣千元
Other income, gains and losses comprises of:	其他收入、收益及虧損包括：		
Exchange losses	匯兌虧損	(472,358)	(277,509)
Gain on change in fair value of derivative financial instruments (note 30)	衍生金融工具公平值變動收益 (附註30)	142,402	-
Gain on disposal of AFS investments (note 20)	出售可供出售投資收益 (附註20)	11,919	-
Bank interest income	銀行利息收入	54,458	71,739
Dividend income from AFS investments	可供出售投資股息收入	-	2,500
Other interest income	其他利息收入	4,313	29,260
Government subsidy	政府補貼	7,500	7,500
Others (note)	其他(附註)	20,949	35,537
		(230,817)	(130,973)

Note: Others mainly represent the forfeited deposits from customers.

附註：其他主要指攤定款。

Notes to the Consolidated Financial Statements (continued)

綜合財務報表附註(續)

For the year ended 31 December 2016 截至二零一六年十二月三十一日止年度

8. Finance Costs

8. 融資成本

		2016 二零一六年 RMB'000 人民幣千元	2015 二零一五年 RMB'000 人民幣千元
Interest on:	以下各項的利息：		
Bank and other borrowings	銀行及其他借款	670,224	639,770
Loan from non-controlling shareholders of subsidiaries (note 36)	來自附屬公司非控股股東的貸款(附註36)	111,856	-
Senior notes and bonds (note 37)	優先票據及債券(附註37)	942,256	753,432
Loss on early redemptions of senior notes and private notes	提早贖回優先票據及私募票據的虧損	47,103	-
Total borrowing costs	借貸成本總額	1,771,439	1,393,202
Less: amounts capitalised to properties under development for sale	減：已就可供銷售在建物業資本化的金額	(1,602,043)	(1,301,751)
amounts capitalised to investment properties under construction	已就在建投資物業資本化的金額	(11,977)	-
		157,419	91,451

Interest capitalised arose on the general borrowing pool of the Group was calculated by applying a capitalisation rate of approximately 8.49% (2015: 9.03%) per annum to expenditure on the qualifying assets.

資本化利息乃因本集團的一般借款總額而產生，按合格資產的開支的資本化比率約每年8.49%(二零一五年：9.03%)計算。

Notes to the Consolidated Financial Statements (continued)

綜合財務報表附註(續)

For the year ended 31 December 2016 截至二零一六年十二月三十一日止年度

9. Profit Before Tax

9. 除稅前溢利

		2016 二零一六年 RMB'000 人民幣千元	2015 二零一五年 RMB'000 人民幣千元
Profit before tax has been arrived at after charging (crediting):	除稅前溢利乃於扣除(計入)以下各項後達致:		
Auditors' remuneration	核數師酬金	4,380	3,990
Directors' emoluments	董事酬金	13,004	11,557
Staff salaries	員工薪金	402,028	358,662
Retirement benefit scheme contributions	退休福利計劃供款	21,664	18,500
Share-based payments	以股份為基礎的付款	376	321
Total staff costs	員工成本總額	437,072	389,040
Less: amounts capitalised to properties under development for sale	減: 已就可供銷售在建物業資本化的金額	(86,404)	(72,830)
		350,668	316,210
Cost of inventories recognised as an expense	確認為開支的存貨成本	8,305,628	6,785,773
Release of prepaid lease payments	預付租賃付款撥回	435	435
Depreciation of property, plant and equipment	物業、廠房及設備折舊	41,670	34,329
Amortisation of intangible assets	無形資產攤銷	129	-
Loss (gain) on disposal of property, plant and equipment	出售物業、廠房及設備虧損(收益)	1,102	(6,870)
Rental expenses in respect of rented premises under operating leases	根據經營租賃已出租樓宇租金開支	34,087	8,233
Gross rental income in respect of investment properties	與投資物業有關的總租金收入	(73,013)	(68,800)
Less: direct operating expenses from investment properties that generated rental income during the year	減: 就於年內產生租金收入的投資物業的直接經營開支	21,406	19,700
		(51,607)	(49,100)

Notes to the Consolidated Financial Statements (continued)

綜合財務報表附註(續)

For the year ended 31 December 2016 截至二零一六年十二月三十一日止年度

10. Income Tax Expense

10. 所得稅開支

		2016 二零一六年 RMB'000 人民幣千元	2015 二零一五年 RMB'000 人民幣千元
Income tax expense recognised comprises of:	已確認所得稅開支包括：		
Current tax:	即期稅項：		
Enterprise Income Tax ("EIT")	企業所得稅(「企業所得稅」)	515,117	506,286
LAT	土地增值稅	420,931	371,800
		936,048	878,086
Deferred tax (note 21)	遞延稅項(附註21)	142,333	98,815
Income tax expense for the year	年內所得稅開支	1,078,381	976,901

Under the Law of the People's Republic of China on EIT (the "EIT Law") and Implementation Regulation of the EIT Law, the tax rate of the PRC subsidiaries is 25% from 1 January 2008 onwards.

Under the Provisional Regulations of the People's Republic of China on LAT (the "LAT Provisional Regulations") and Implementation Regulation of the LAT Provisional Regulations, the tax rate of the PRC subsidiaries is levied at progressive rates ranging from 30% to 60% on the appreciation of land value, being the proceeds of sales of properties less deductible expenditures including cost of land use rights and all property development expenditures.

No provision for Hong Kong profits tax has been made in the consolidated financial statements as the Group's income neither arises in, nor is derived from, Hong Kong.

Under Australian tax law, the tax rate used for the year is 30% (2015: 30%) on taxable profits on Australian incorporated entities. No tax provision has been made in the consolidated financial statements as there is no assessable profit arises in Australia for both years.

根據中華人民共和國企業所得稅法(「企業所得稅法」)及企業所得稅法實施條例，中國附屬公司的稅率自二零零八年一月一日起為25%。

根據中華人民共和國土地增值稅暫行條例(「土地增值稅暫行條例」)及土地增值稅暫行條例實施細則，中國附屬公司的稅率乃按土地價值增值(即銷售物業所得款項減扣稅開支(包括土地使用權成本及所有物業發展開支))累進稅率30%至60%不等計算。

由於本集團收入並非於香港發生或產生，故並無於綜合財務報表內作出香港利得稅撥備。

根據澳洲稅法，在澳洲註冊成立之實體本年度所用應課稅溢利稅率為30%(二零一五年：30%)。由於該兩個年度內並無於澳大利亞產生應課稅溢利，故並無於綜合財務報表內作出稅項撥備。

Notes to the Consolidated Financial Statements (continued)

綜合財務報表附註(續)

For the year ended 31 December 2016 截至二零一六年十二月三十一日止年度

10. Income Tax Expense (continued)

The income tax expense for the year can be reconciled to the profit before tax per consolidated statement of profit or loss and other comprehensive income as follows:

10. 所得稅開支(續)

年內的所得稅開支與綜合損益及其他全面收益表內的除稅前溢利對賬如下：

		2016 二零一六年 RMB'000 人民幣千元	2015 二零一五年 RMB'000 人民幣千元
Profit before tax	除稅前溢利	2,084,989	1,884,394
Tax charge at domestic tax rate of 25%	按本地稅率 25% 計算的稅項支出	521,247	471,099
Tax effect of share of results of joint ventures	應佔合營企業業績的稅務影響	8,034	(6,951)
Tax effect of expenses not deductible for tax purpose	不可扣稅開支的稅務影響	162,284	175,855
Tax effect of income that are not taxable for tax purpose	毋須課稅收入的稅務影響	(2,267)	(201)
Tax effect of tax losses not recognised	未確認稅項虧損的稅務影響	50,274	34,589
Utilisation of tax losses previously not recognised	動用先前未確認稅項虧損	(14,559)	(9,465)
LAT provision	土地增值稅撥備	420,931	371,800
Tax effect of LAT	土地增值稅的稅務影響	(105,233)	(92,950)
Deferred tax effect of LAT on revaluation of investment properties	重估投資物業的土地增值稅的遞延稅項影響	38,920	33,660
Effect of different tax rate of subsidiaries operating in other jurisdictions	在其他司法權區經營業務的附屬公司應用不同稅率的影響	(1,250)	(535)
Income tax expense for the year	年內所得稅開支	1,078,381	976,901

Notes to the Consolidated Financial Statements (continued)

綜合財務報表附註(續)

For the year ended 31 December 2016 截至二零一六年十二月三十一日止年度

11. Directors', Chief Executive's and Employees' Remuneration

Directors' and chief executive's remuneration for the year, disclosed pursuant to the applicable Listing Rules and Companies Ordinance, is as follows:

11. 董事、主要行政人員及僱員酬金

年內董事及主要行政人員的薪酬(依照適用上市規則及公司條例披露)如下:

		Salaries and Fees	Performance allowances related bonus	Share-based payments	Total	
		袍金	薪金及津貼	按表現發放 的花紅	以股份為 基礎之付款	合計
		RMB'000	RMB'000	RMB'000	RMB'000	RMB'000
		人民幣千元	人民幣千元	人民幣千元	人民幣千元	人民幣千元
			(note)	(附註)		
Year ended 31 December 2016	截至二零一六年十二月三十一日止年度					
Executive directors:	執行董事:					
Guo Zi Wen	郭梓文	-	2,554	623	-	3,177
Guo Zi Ning	郭梓寧	-	2,378	791	-	3,169
Yang Zhong (resigned on 5 February 2016)	楊忠 (於二零一六年二月五日辭任)	-	43	-	-	43
Zhong Ping	鐘平	-	2,057	461	-	2,518
Ma Jun	馬軍	-	2,540	502	-	3,042
Non-executive director:	非執行董事:					
Yang Zhong (appointed on 5 February 2016)	楊忠 (於二零一六年二月五日獲委任)	-	223	-	-	223
Independent non-executive directors:	獨立非執行董事:					
Tsui King Fai	徐景輝	300	-	-	-	300
Cheung Kwok Keung	張國強	296	-	-	-	296
Hu Jiang	胡江	236	-	-	-	236
		832	9,795	2,377	-	13,044

Notes to the Consolidated Financial Statements (continued)

綜合財務報表附註(續)

For the year ended 31 December 2016 截至二零一六年十二月三十一日止年度

11. Directors', Chief Executive's and Employees' Remuneration (continued)

11. 董事、主要行政人員及僱員酬金(續)

		Fees	Salaries and allowances	Performance related bonus	Share-based payments	Total
		袍金	薪金及津貼	按表現發放的花紅	以股份為基礎之付款	合計
		RMB'000	RMB'000	RMB'000	RMB'000	RMB'000
		人民幣千元	人民幣千元	人民幣千元	人民幣千元	人民幣千元
Year ended 31 December 2015	截至二零一五年十二月三十一日止年度			(note) (附註)		
Executive directors:	執行董事:					
Guo Zi Wen	郭梓文	-	2,292	300	-	2,592
Guo Zi Ning	郭梓寧	-	2,134	400	-	2,534
Yang Zhong	楊忠	-	1,976	395	-	2,371
Zhong Ping	鍾平	-	1,778	400	142	2,320
Ma Jun (appointed on 28 August 2015)	馬軍 (於二零一五年八月二十八日獲委任)	-	833	200	-	1,033
Non-executive director:	非執行董事:					
Paul S. Wolansky (resigned on 28 August 2015)	保爾·渥蘭斯基 (於二零一五年八月二十八日辭任)	-	31	-	-	31
Independent non-executive directors:	獨立非執行董事:					
Tsui King Fai	徐景輝	261	-	-	-	261
Cheung Kwok Keung	張國強	257	-	-	-	257
Hu Jiang	胡江	158	-	-	-	158
		676	9,044	1,695	142	11,557

Note: The performance related bonus is determined as a percentage of the contract sales of the Group for the year ended 31 December 2016 and 2015.

附註：按表現發放的花紅根據本集團於截至二零一六年及二零一五年十二月三十一日止年度合同銷售金額百分比釐定。

The executive directors' emoluments shown above were mainly for their services in connection with the management of the affairs of the Company and the Group.

上表所示執行董事薪酬乃主要就其管理本公司及本集團事務之相關服務而授予。

The independent non-executive directors' emoluments shown above were mainly for their services as directors of the Company.

上表所示獨立非執行董事薪酬乃主要就其作為本公司董事所提供服務而授予。

Notes to the Consolidated Financial Statements (continued)

綜合財務報表附註(續)

For the year ended 31 December 2016 截至二零一六年十二月三十一日止年度

11. Directors', Chief Executive's and Employees' Remuneration (continued)

Mr. Guo Zi Ning is also the Chief Executive of the Company and his remuneration disclosed above includes those for services rendered by him as the Chief Executive.

No directors waive any emolument during the current year or the prior year.

Employees' emoluments

Of the five individuals with the highest emoluments in the Group, four (2015: four) were executive directors and the Chief Executive of the Company whose emoluments are included in the disclosures in this note above. The emoluments of the remaining one (2015: one) individual was as follows:

		2016 二零一六年 RMB'000 人民幣千元	2015 二零一五年 RMB'000 人民幣千元
Salaries and allowances	薪金及津貼	3,575	3,500
Share-based payments	以股份為基礎之付款	188	178
		3,763	3,678

The emoluments were within the following bands:

		2016 二零一六年 No. of employees 僱員數目	2015 二零一五年 No. of employees 僱員數目
HK\$4,000,001 to HK\$4,500,000 (equivalent to RMB3,578,001 to RMB4,025,000)	4,000,001 港元至 4,500,000 港元 (相等於人民幣 3,578,001 元至 人民幣 4,025,000 元)	1	1

During the year, no emolument was paid by the Group to any of the directors or the five highest paid individuals (including directors and employees) as an inducement to join or upon joining the Group or as compensation for loss of office.

11. 董事、主要行政人員及僱員酬金(續)

郭梓寧先生亦為本公司行政總裁，其於上表內所披露薪酬包括其作為行政總裁所提供服務之相關薪酬。

於本年度及上一年度，概無董事放棄任何薪酬。

僱員酬金

本集團五名最高薪酬人士中，四名(二零一五年：四名)為本公司執行董事及主要行政人員，彼等的酬金已載於以上本附註中。其餘一名(二零一五年：一名)人士的酬金如下：

薪酬範圍如下：

		2016 二零一六年 No. of employees 僱員數目	2015 二零一五年 No. of employees 僱員數目
		1	1

年內，本集團並無支付任何酬金予任何董事或五名最高薪酬人士(包括董事及僱員)作為加入或於加入本集團時的獎賞或離職時的補償。

Notes to the Consolidated Financial Statements (continued)

綜合財務報表附註(續)

For the year ended 31 December 2016 截至二零一六年十二月三十一日止年度

12. Dividends

12. 股息

		2016 二零一六年 RMB'000 人民幣千元	2015 二零一五年 RMB'000 人民幣千元
Dividends, recognised as distribution during the year:	股息，確認為年內分派：		
2015 final – RMB8.8 cents (2015: 2014 final dividend RMB8.7 cents) per share	二零一五年末期–每股人民幣8.8分 (二零一五年：二零一四年 末期股息人民幣8.7分)	244,978	242,195
2015 special dividend – RMB1.8 cents per share	二零一五年特別股息–每股 人民幣1.8分	–	50,109
		244,978	292,304

During the year ended 31 December 2016, a final dividend of RMB8.8 cents per share in respect of the year ended 31 December 2015 (2015: RMB8.7 cents per share in respect of the year ended 31 December 2014) was declared to the owners of the Company. The aggregate amount of the final dividend declared in the interim period amounting to RMB244,978,000 (2015: RMB242,195,000).

A special dividend of RMB1.8 cents per ordinary share was declared by the Board of Directors on 11 August 2015. This special dividend, amounting to RMB50,109,000, has been paid during the year ended 31 December 2015.

Subsequent to the end of the reporting period, a final dividend in respect of the year ended 31 December 2016 of RMB9.7 cents per ordinary share, in an aggregate amount of RMB259,142,000, and a special dividend in respect of the year ended 31 December 2016 of RMB5.3 cents per ordinary share, in an aggregate amount of RMB141,593,000, taking into account the 2,671,571,354 ordinary shares in issue at the reporting date, have been proposed by the Board of Directors and is subject to approval by the shareholders of the Company in the forthcoming annual general meeting. The final dividend and special dividend proposed after the end of the reporting period have not been recognised as liabilities in these consolidated financial statements.

於截至二零一六年十二月三十一日止年度，已向本公司擁有人宣派截至二零一五年十二月三十一日止年度的末期股息每股人民幣8.8分(二零一五年：就截至二零一四年十二月三十一日止年度宣派每股人民幣8.7分)。於中期期間已宣派末期股息總額為人民幣244,978,000元(二零一五年：人民幣242,195,000元)。

於二零一五年八月十一日，董事會宣派每股普通股人民幣1.8分之特別股息。該特別股息金額為人民幣50,109,000元，已於截至二零一五年十二月三十一日止年度派付。

於報告期間結束後，計及於報告日期已發行的2,671,571,354普通股，董事會建議就截至二零一六年十二月三十一日止年度派付末期股息每股普通股人民幣9.7分(合共人民幣259,142,000元)及就二零一六年十二月三十一日止年度派付特別股息每股普通股人民幣5.3分(合共人民幣141,593,000元)，惟須待本公司股東於應屆股東週年大會批准方告作實。報告期末後建議派付的末期股息及特別股息並無於本綜合財務報表確認為負債。

Notes to the Consolidated Financial Statements (continued)

綜合財務報表附註(續)

For the year ended 31 December 2016 截至二零一六年十二月三十一日止年度

13. Earnings Per Share

The calculation of the basic and diluted earnings per share attributable to owners of the Company is based on the following data:

Earnings	盈利	2016 二零一六年 RMB'000 人民幣千元	2015 二零一五年 RMB'000 人民幣千元
Earnings for the purposes of basic and diluted earnings per share, being profit for the year attributable to owners of the Company	就每股基本及攤薄盈利而言的盈利，即本公司擁有人應佔年內溢利	880,962	812,160

Number of shares	股份數目	2016 二零一六年 '000 千股	2015 二零一五年 '000 千股
Weighted average number of ordinary shares for the purpose of basic and diluted earnings per share	就每股基本及攤薄盈利而言的普通股加權平均數	2,727,595	2,783,845

Those share options granted have no impact on the computation of diluted earnings per share for the year ended 31 December 2016 and 2015, as the exercise price of the options was higher than the average market price of the Company's shares.

13. 每股盈利

本公司擁有人應佔每股基本及攤薄盈利乃根據下列數據計算：

Earnings	盈利	2016 二零一六年 RMB'000 人民幣千元	2015 二零一五年 RMB'000 人民幣千元
Earnings for the purposes of basic and diluted earnings per share, being profit for the year attributable to owners of the Company	就每股基本及攤薄盈利而言的盈利，即本公司擁有人應佔年內溢利	880,962	812,160

Number of shares	股份數目	2016 二零一六年 '000 千股	2015 二零一五年 '000 千股
Weighted average number of ordinary shares for the purpose of basic and diluted earnings per share	就每股基本及攤薄盈利而言的普通股加權平均數	2,727,595	2,783,845

該等已授出購股權對於計算截至二零一六年及二零一五年十二月三十一日止年度之每股攤薄盈利概無任何影響，蓋因購股權行使價高於本公司股份的平均市價。

Notes to the Consolidated Financial Statements (continued)

綜合財務報表附註(續)

For the year ended 31 December 2016 截至二零一六年十二月三十一日止年度

14. Property, Plant and Equipment

14. 物業、廠房及設備

		Buildings	Hotel under development	Office equipment	Motor vehicles	Leasehold improvements	Total
		樓宇	發展中酒店	辦公設備	汽車	租賃物業裝修	合計
		RMB'000	RMB'000	RMB'000	RMB'000	RMB'000	RMB'000
		人民幣千元	人民幣千元	人民幣千元	人民幣千元	人民幣千元	人民幣千元
COST		成本					
At 1 January 2015	於二零一五年一月一日	493,934	100,289	72,886	51,185	62,867	781,161
Exchange realignment	匯兌調整	-	-	3	-	3	6
Additions	添置	621	366	16,933	3,194	14,730	35,844
Acquisition of subsidiaries (note 41)	收購附屬公司(附註41)	-	-	851	1,103	-	1,954
Disposals	出售	-	-	(4,044)	(158)	(9,465)	(13,667)
Deemed disposal of subsidiaries (note 42(d))	視為出售附屬公司(附註42(d))	-	-	(155)	(1,068)	-	(1,223)
At 31 December 2015	於二零一五年十二月三十一日	494,555	100,655	86,474	54,256	68,135	804,075
Exchange realignment	匯兌調整	-	-	16	4	24	44
Additions	添置	-	366	30,518	3,229	8,408	42,521
Acquisition of subsidiaries (note 41)	收購附屬公司(附註41)	-	-	648	185	11,477	12,310
Disposals	出售	-	-	(825)	(1,191)	(335)	(2,351)
At 31 December 2016	於二零一六年十二月三十一日	494,555	101,021	116,831	56,483	87,709	856,599
DEPRECIATION AND IMPAIRMENT		折舊及減值					
At 1 January 2015	於二零一五年一月一日	169,321	-	46,219	21,261	42,914	279,715
Provided for the year	年內撥備	8,258	-	13,083	8,520	4,468	34,329
Eliminated on disposals	出售時對銷	-	-	(2,827)	(148)	(439)	(3,414)
Deemed disposal of subsidiaries (note 42(d))	視為出售附屬公司(附註42(d))	-	-	(103)	(334)	-	(437)
At 31 December 2015	於二零一五年十二月三十一日	177,579	-	56,372	29,299	46,943	310,193
Exchange realignment	匯兌調整	-	-	1	-	1	2
Provided for the year	年內撥備	8,343	-	13,744	6,480	13,103	41,670
Eliminated on disposals	出售時對銷	-	-	(412)	(830)	(7)	(1,249)
At 31 December 2016	於二零一六年十二月三十一日	185,922	-	69,705	34,949	60,040	350,616
CARRYING VALUES		賬面值					
At 31 December 2016	於二零一六年十二月三十一日	308,633	101,021	47,126	21,534	27,669	505,983
At 31 December 2015	於二零一五年十二月三十一日	316,976	100,655	30,102	24,957	21,192	493,882

Notes to the Consolidated Financial Statements (continued)

綜合財務報表附註(續)

For the year ended 31 December 2016 截至二零一六年十二月三十一日止年度

14. Property, Plant and Equipment (continued)

The above items of property, plant and equipment except hotel under development are depreciated on a straight-line basis over the following estimated useful lives:

Buildings	Over the shorter of the relevant lease term or 3%-5% per annum
Office equipment	3 to 5 years
Motor vehicles	3 to 5 years
Leasehold improvements	Over the shorter of relevant lease term or 3 to 5 years

During the year ended 31 December 2012, the management of the Group performed a valuation on a hotel property which is included in "Buildings" category of property, plant and equipment, and impairment loss of RMB125,000,000 has been made according to the excess of the aggregate carrying amounts of the hotel property over the recoverable amount which is determined as the fair value less costs to sell of this hotel property. The fair value of the hotel property was arrived at using a combination of land portion of the hotel which was assessed by the market approach, and buildings and structures portion which was assessed by depreciated replacement cost approach ("DRC"). The market value of land portion was referenced to the comparable land transactions in Guangzhou, the PRC. The DRC approach considers the current cost of replacement (reproduction) of the buildings and improvements less deductions for physical deterioration and all relevant forms of obsolescence and optimisation. The DRC approach generally furnishes the most reliable indication of value for the hotel property in the absence of a known market based on comparable sales. With reference to the valuation of the hotel property as at 31 December 2016 and financial results during the year 31 December 2016, in the opinion of the management of the Group, the carrying amount of hotel property approximates to its recoverable amount and no impairment loss was recognised during the year ended 31 December 2016 and 2015.

14. 物業、廠房及設備(續)

上述物業、廠房及設備(發展中酒店除外)乃按下列估計可使用年期以直線法進行折舊計算:

樓宇	相關租賃期或每年3%-5%之較短者
辦公設備	三至五年
汽車	三至五年
租賃物業裝修	相關租賃期或三至五年之較短者

於截至二零一二年十二月三十一日止年度，本集團管理層對包括於物業、廠房及設備中「樓宇」類別之酒店物業作出估值，酒店物業之賬面總值超出可收回金額(即酒店物業公平值減出售成本)得出減值虧損為人民幣125,000,000元。酒店物業之公平值透過就酒店土地部分使用市場法，而樓宇及構築物部分使用折舊重置成本法綜合所得出。土地部分市場價值參考中國廣州可作比較之土地交易得出。折舊重置成本法考慮樓宇及修繕之現時重置(重建)成本，減去就實際損耗及所有相關形式之陳舊及優化作出之扣減。一般而言，在欠缺已知可資比較市場銷售個案之情況下，折舊重置成本法可提供最可靠之酒店物業價值指標。根據酒店物業於二零一六年十二月三十一日之估值及截至二零一六年十二月三十一日止年度之財務業績，本集團管理層認為，酒店物業的賬面值與其可收回金額相若，且於截至二零一六年十二月三十一日及二零一五年十二月三十一日止年度概無確認任何減值虧損。

Notes to the Consolidated Financial Statements (continued)

綜合財務報表附註(續)

For the year ended 31 December 2016 截至二零一六年十二月三十一日止年度

14. Property, Plant and Equipment (continued)

As at 31 December 2016, buildings of RMB99,290,000 (2015: RMB254,386,000) were pledged for certain banking facilities granted to the Group. All the buildings of the Group are situated on leasehold land in the PRC under medium lease term.

15. Prepaid Lease Payments

The carrying amount of prepaid lease payments represents land use rights held under medium-term lease in the PRC is analysed as follows:

14. 物業、廠房及設備(續)

截至二零一六年十二月三十一日，已就本集團所獲授若干銀行信貸而質押樓宇項目為數人民幣99,290,000元(二零一五年：人民幣254,386,000元)。本集團所有位於中國租賃土地的樓宇均按中期租賃期限持有。

15. 預付租賃付款

預付租賃款項賬面值指於中國根據中期租賃持有的土地使用權，分析如下：

		2016 二零一六年 RMB'000 人民幣千元	2015 二零一五年 RMB'000 人民幣千元
Non-current asset	非流動資產	14,939	15,374
Current asset	流動資產	435	435
		15,374	15,809

Notes to the Consolidated Financial Statements (continued)

綜合財務報表附註(續)

For the year ended 31 December 2016 截至二零一六年十二月三十一日止年度

16. Investment Properties

16. 投資物業

		Completed investment properties	Investment properties under construction	Total
		已竣工投資物業	在建投資物業	合計
		RMB'000	RMB'000	RMB'000
		人民幣千元	人民幣千元	人民幣千元
At 1 January 2015	於二零一五年一月一日	1,952,499	775,447	2,727,946
Acquisition of subsidiaries (note 41)	收購附屬公司(附註41)	-	571,788	571,788
Additions	添置	4,056	844,682	848,738
Transfer upon completion of construction work	於建設工程竣工後轉撥	282,805	(282,805)	-
Net change in fair value recognised in the consolidated statement of profit or loss and other comprehensive income	已於綜合損益及其他全面收益表內確認的公平值變動淨額	148,779	207,294	356,073
At 31 December 2015	於二零一五年十二月三十一日	2,388,139	2,116,406	4,504,545
Acquisition of subsidiaries (note 41)	收購附屬公司(附註41)	-	169,497	169,497
Additions	添置	-	660,707	660,707
Transfer upon completion of construction work	於建設工程竣工後轉撥	191,106	(191,106)	-
Transfer to properties under development for sale (note)	轉撥至可供銷售在建物業(附註)	-	(208,956)	(208,956)
Disposals	出售	(10,813)	-	(10,813)
Net change in fair value recognised in the consolidated statement of profit or loss and other comprehensive income	已於綜合損益及其他全面收益表內確認的公平值變動淨額	30,546	278,981	309,527
At 31 December 2016	於二零一六年十二月三十一日	2,598,978	2,825,529	5,424,507

Note: The transfer from investment properties under construction to properties under development was made since there was a change in use as evidenced by commencement of development with a view to sale.

附註：由於以旨在出售之開發開始為憑證之用途變更，在建投資物業轉撥至發展中物業。

16. Investment Properties (continued)

All of the Group's property interests held under operating leases to earn rentals or for capital appreciation purposes are measured using the fair value model and are classified and accounted for as investment properties.

At 31 December 2016, investment properties of RMB1,223,253,000 (2015: RMB747,924,000) were pledged to secure certain banking facilities granted to the Group.

The fair values of investment properties under construction and completed investment properties were determined by reference to valuations carried out by Jones Lang LaSalle Corporate Appraisal and Advisory Limited, an qualified external valuer which is not connected with the Group. The fair values of the investment properties were determined by the qualified external valuer on the following basis:

16. 投資物業(續)

所有本集團按經營租賃持有賺取租金或留待資本增值的物業權益，乃採用公平值模型計量並分類及入賬列為投資物業。

於二零一六年十二月三十一日，本集團已抵押人民幣1,223,253,000元(二零一五年：人民幣747,924,000元)的投資物業，以獲得授予本集團的若干銀行信貸。

在建投資物業及已竣工投資物業的公平值，乃參考與本集團概無關連的仲量聯行企業評估及諮詢有限公司(合資格外部估值師)的估值而釐定。合資格外部估值師乃按下列基準釐定投資物業的公平值：

Notes to the Consolidated Financial Statements (continued)

綜合財務報表附註(續)

For the year ended 31 December 2016 截至二零一六年十二月三十一日止年度

16. Investment Properties (continued)

Completed investment properties – by reference to capitalised income to be derived from the existing tenancies and the reversionary income potential of the properties or, where appropriate, by reference to market evidence of transaction prices for similar properties in the same locations and conditions

Investment properties under construction – by reference to the current or recent prices of investment properties and estimated costs to completion based on construction budget, committed contracts, allowances for contingencies as well as developer's profit margin, which reflect the risks associated with the completion of the development of the properties and in achieving the anticipated income or capital appreciation on the date of valuation

The following tables give information about how the fair values of these investment properties are determined (in particular, the valuation techniques and inputs used), as well as the fair value hierarchy into which the fair value measurements are categorised (Levels 1 to 3) based on the degree to which the inputs to the fair value measurements is observable.

In estimating the fair value of the investment properties, the highest and best use of the investment properties is their current use.

16. 投資物業(續)

已竣工投資物業 – 參考將由現有租賃產生的資本化收入及物業的復歸收入潛力或(倘屬適當)有關處於相同位置及條件的類似物業之交易價格的市場證據

在建投資物業 – 參考投資物業的當前或近期價格以及根據工程預算、已提交合約、或有事項備抵以及發展商盈利率計算的估計竣工費用，反映於估值日期與完成物業開發及實現預計收入或資本增值有關的風險

下表列示有關如何釐定該等投資物業公平值的資料(尤其是估值技巧及所用輸入數據)以及根據公平值計量所用輸入數據的可觀察程度確定的公平值計量所屬公平值等級(第1級至第3級)。

於估計投資物業的公平值時，投資物業的當前用途為其最高及最佳用途。

Notes to the Consolidated Financial Statements (continued)

綜合財務報表附註(續)

For the year ended 31 December 2016 截至二零一六年十二月三十一日止年度

16. Investment Properties (continued)

16. 投資物業(續)

At 31 December 2016

於二零一六年十二月三十一日

Investment properties held by the Group	Fair value RMB'000 公平值	Fair value hierarchy 公平值等級	Valuation techniques and key inputs 估值技巧及主要輸入數據	Significant unobservable inputs (relationship of unobservable inputs to fair value) 重大不可觀察輸入數據 (不可觀察輸入數據相對公平值的關係)	Range (weighted average) 範圍 (加權平均值)	Sensitivity 敏感度
Completed investment properties, including retail shops and commercial buildings	2,247,509	Level 3	Income capitalisation method - income capitalisation of the net income and made provisions for reversionary income potential.	<ol style="list-style-type: none"> Term yield (the higher the term yield, the lower the fair value) Reversionary yield (the higher the reversionary yield, the lower the fair value) Unit rent (RMB/sqm/month) (the higher the unit rent, the higher the fair value) 	2.5%-6%	A slight increase in term yield would not result in significant decrease in fair value, and vice versa.
已竣工投資物業(包括商舖及商業大廈)		第3級	收入資本化法—淨收入的收入資本化，並就復歸收入潛力作出撥備。	<ol style="list-style-type: none"> 定期收益(定期收益越高，公平值越低) 復歸收益(復歸收益越高，公平值越低) 單位租金(人民幣/平方米/月)(單位租金越高，公平值越高) 	2.5%-6%	定期收益輕微增加不會引致公平值大幅減少，反之亦然。
					3%-6.5%	復歸收益輕微增加不會引致公平值大幅減少，反之亦然。
					4-173	A significant increase / decrease in unit rent would not result in significant increase / decrease in fair value.
Completed investment properties, including retail shops, commercial buildings and office	351,469	Level 3	Direct comparison method - based on market observable transactions of similar properties and adjusted to reflect the conditions of the subject property.	Adjustment made to account for differences in location and level	N/A	N/A
已竣工投資物業(包括商舖、商業大廈及辦公室)		第3級	直接比較法—根據相似物業的市場可觀察交易，並作出調整以反映標的物業的狀況。	就地點及層級差異作出調整	不適用	不適用

Notes to the Consolidated Financial Statements (continued)

綜合財務報表附註(續)

For the year ended 31 December 2016 截至二零一六年十二月三十一日止年度

16. Investment Properties (continued)

16. 投資物業(續)

At 31 December 2016 (continued)

於二零一六年十二月三十一日(續)

Investment properties held by the Group	Fair value RMB'000 公平值	Fair value hierarchy 公平值等級	Valuation techniques and key inputs 估值技巧及主要輸入數據	Significant unobservable inputs (relationship of unobservable inputs to fair value) 重大不可觀察輸入數據 (不可觀察輸入數據相對公平值的關係)	Range (weighted average) 範圍 (加權平均值)	Sensitivity 敏感度
Investment properties under construction, including retail shops and commercial buildings	2,341,800	Level 3	Residual method - based on gross development value and taken into account the construction costs to completion, developer's profit, marketing costs.	<ol style="list-style-type: none"> Gross development value (RMB'000) on completion basis (the higher the gross development value, the higher the fair value) Developer's profit (the higher the developer's profit, the lower the fair value) Marketing costs (the higher the marketing costs, the lower the fair value) Construction costs to completion (the higher the future construction costs for completion, the lower the fair value) 	225,900-1,058,415	<p>A significant increase / decrease in gross development value would result in significant increase / decrease in fair value.</p> <p>A significant increase in developer's profit would not result in significant decrease in fair value, and vice versa.</p> <p>A slight increase in marketing costs would not result in significant decrease in fair value, and vice versa.</p> <p>A significant increase in construction costs to completion would not result in significant decrease in fair value, and vice versa.</p>
在建投資物業(包括商舖及商業大廈)		第3級	餘值法-根據總發展價值并計及完成開發的施工費用、發展商溢利、營銷費用。	<ol style="list-style-type: none"> 按竣工基準計算的總發展價值(人民幣千元)(總發展價值越高,公平值越高) 發展商溢利(發展商溢利越高,公平值越低) 營銷費用(營銷費用越高,公平值越低) 完成開發的施工費用(完成開發的未來施工費用越高,公平值越低) 	225,900-1,058,415	<p>總發展價值大幅增加/減少會引致公平值大幅增加/減少。</p> <p>發展商溢利大幅增加不會引致公平值大幅減少,反之亦然。</p> <p>營銷費用輕微增加不會引致公平值大幅減少,反之亦然。</p> <p>完成開發的施工費用的大幅增加不會引致公平值大幅減少,反之亦然。</p>

Notes to the Consolidated Financial Statements (continued)

綜合財務報表附註(續)

For the year ended 31 December 2016 截至二零一六年十二月三十一日止年度

16. Investment Properties (continued)

16. 投資物業(續)

At 31 December 2016 (continued)

於二零一六年十二月三十一日(續)

Investment properties held by the Group	Fair value RMB'000 公平值	Fair value hierarchy 公平值等級	Valuation techniques and key inputs 估值技巧及主要輸入數據	Significant unobservable inputs (relationship of unobservable inputs to fair value) 重大不可觀察輸入數據 (不可觀察輸入數據相對公平值的關係)	Range (weighted average) 範圍 (加權平均值)	Sensitivity 敏感度
Investment properties under construction, including undeveloped land for retail shops and commercial building	483,729	Level 3	Direct comparison method - based on market observable transactions of similar lands and adjusted to reflect the conditions of the subject lands.	1. Comparable land price (RMB/sqm) (the higher the land price, the higher the fair value) 2. Floor-area ratio (the higher the floor-area ratio costs for completion, the higher the fair value)	438-2,498 1.7-5	A significant increase/decrease in comparable land price would result in significant increase/decrease in fair value. A slight increase / decrease in floor-area ratio would result in significant increase / decrease in fair value.
在建投資物業(包括商舖及商業大廈的未開發土地)	5,424,507	第3級	直接比較法—根據相似土地的市場可觀察交易，並作出調整以反映標的土地的狀況。	1. 可資比較土地價格(每平方米人民幣)(土地價格越高，公平值越高) 2. 容積率(完成開發的容積率成本越高，公平值越高)	438-2,498 1.7-5	可資比較土地價格大幅上升/下降會引致公平值大幅增加/減少。 容積率輕微上升/下降會引致公平值大幅增加/減少。

Notes to the Consolidated Financial Statements (continued)

綜合財務報表附註(續)

For the year ended 31 December 2016 截至二零一六年十二月三十一日止年度

16. Investment Properties (continued)

At 31 December 2015

Investment properties held by the Group	Fair value RMB'000 公平值	Fair value hierarchy 公平值等級	Valuation techniques and key inputs 估值技巧及主要輸入數據
本集團持有的投資物業	人民幣千元	公平值等級	估值技巧及主要輸入數據

16. 投資物業(續)

於二零一五年十二月三十一日

Investment properties held by the Group	Fair value RMB'000 公平值	Fair value hierarchy 公平值等級	Valuation techniques and key inputs 估值技巧及主要輸入數據	Significant unobservable inputs (relationship of unobservable inputs to fair value) 重大不可觀察輸入數據 (不可觀察輸入數據相對公平值的關係)	Range (weighted average) 範圍 (加權平均值)	Sensitivity 敏感度
Completed investment properties, including retail shops and commercial buildings	2,072,439	Level 3	Income capitalisation method – income capitalisation of the net income and made provisions for reversionary income potential.	1. Term yield (the higher the term yield, the lower the fair value) 2. Reversionary yield (the higher the reversionary yield, the lower the fair value) 3. Unit rent (RMB/sqm/month) (the higher the unit rent, the higher the fair value)	2%-6% 2.5%-6.5% 5-170	A slight increase in term yield would not result in significant decrease in fair value, and vice versa. A slight increase in reversionary yield would not result in significant decrease in fair value, and vice versa. A significant increase / decrease in unit rent would not result in significant increase / decrease in fair value.
已竣工投資物業(包括商舖及商業大廈)		第3級	收入資本化法–淨收入的收入資本化，並就復歸收入潛力作出撥備。	1. 定期收益(定期收益越高，公平值越低) 2. 復歸收益(復歸收益越高，公平值越低) 3. 單位租金(人民幣/平方米/月)(單位租金越高，公平值越高)	2%-6% 2.5%-6.5% 5-170	定期收益輕微增加不會引致公平值大幅減少，反之亦然。 復歸收益輕微增加不會引致公平值大幅減少，反之亦然。 單位租金大幅上升/下降不會引致公平值大幅增加/減少。

Notes to the Consolidated Financial Statements (continued)

綜合財務報表附註(續)

For the year ended 31 December 2016 截至二零一六年十二月三十一日止年度

16. Investment Properties (continued)

16. 投資物業(續)

At 31 December 2015 (continued)

於二零一五年十二月三十一日(續)

Investment properties held by the Group 本集團持有的投資物業	Fair value RMB'000 公平值 人民幣千元	Fair value hierarchy 公平值等級	Valuation techniques and key inputs 估值技巧及主要輸入數據	Significant unobservable inputs (relationship of unobservable inputs to fair value) 重大不可觀察輸入數據 (不可觀察輸入數據相對公平值的關係)	Range (weighted average) 範圍 (加權平均值)	Sensitivity 敏感度
Completed investment properties, including retail shops, commercial buildings and office 已竣工投資物業(包括商舖、商業大廈及辦公室)	315,700	Level 3 第3級	Direct comparison method – based on market observable transactions of similar properties and adjusted to reflect the conditions of the subject property. 直接比較法—根據相似物業的市場可觀察交易，並作出調整以反映標的物業的狀況。	Adjustment made to account for differences in location and level 就地點及層級差異作出調整	N/A 不適用	N/A 不適用

Notes to the Consolidated Financial Statements (continued)

綜合財務報表附註(續)

For the year ended 31 December 2016 截至二零一六年十二月三十一日止年度

16. Investment Properties (continued)

At 31 December 2015 (continued)

Investment properties held by the Group	Fair value RMB' 000 公平值	Fair value hierarchy 公平值等級	Valuation techniques and key inputs 估值技巧及主要輸入數據
本集團持有的投資物業	人民幣千元	公平值等級	估值技巧及主要輸入數據

16. 投資物業(續)

於二零一五年十二月三十一日(續)

Investment properties held by the Group	Fair value RMB' 000 公平值	Fair value hierarchy 公平值等級	Valuation techniques and key inputs 估值技巧及主要輸入數據	Significant unobservable inputs (relationship of unobservable inputs to fair value) 重大不可觀察輸入數據 (不可觀察輸入數據相對公平值的關係)	Range (weighted average) 範圍 (加權平均值)	Sensitivity
Investment properties under construction, including retail shops and commercial buildings	525,800	Level 3	Residual method-based on gross development value and taken into account the construction costs to completion, developer's profit and marketing costs.	<ol style="list-style-type: none"> Gross development value (RMB' 000) on completion basis (the higher the gross development value, the higher the fair value) Developer's profit (the higher the developer's profit, the lower the fair value) Marketing costs (the higher the marketing costs, the lower the fair value) Construction costs to completion (the higher the construction costs, the lower the fair value) 	47,700-556,978	<p>A significant increase/decrease in gross development value would result in significant increase/decrease in fair value.</p> <p>A significant increase in developer's profit would not result in significant decrease in fair value, and vice versa.</p> <p>A slight increase in marketing costs would not result in significant decrease in fair value, and vice versa.</p> <p>A significant increase in construction costs to completion would not result in significant decrease in fair value, and vice versa.</p>
在建投資物業(包括商舖及商業大廈)		第3級	餘值法—根據總發展價值, 並考慮完成開發的施工費用、發展商溢利及營銷費用。	<ol style="list-style-type: none"> 按竣工基準計算的總發展價值(人民幣千元)(總發展價值越高, 公平值越高) 發展商溢利(發展商溢利越高, 公平值越低) 營銷費用(營銷費用越高, 公平值越低) 完成開發的施工費用(施工費用越高, 公平值越低) 	47,700-556,978	<p>總發展價值大幅增加/減少會引致公平值大幅增加/減少。</p> <p>發展商溢利大幅增加不會引致公平值大幅減少, 反之亦然。</p> <p>營銷費用輕微增加不會引致公平值大幅減少, 反之亦然。</p> <p>完成開發的施工費用的大幅增加不會引致公平值大幅減少, 反之亦然。</p>

Notes to the Consolidated Financial Statements (continued)

綜合財務報表附註(續)

For the year ended 31 December 2016 截至二零一六年十二月三十一日止年度

16. Investment Properties (continued)

16. 投資物業(續)

At 31 December 2015 (continued)

於二零一五年十二月三十一日(續)

Investment properties held by the Group 本集團持有的投資物業	Fair value RMB'000 公平值 人民幣千元	Fair value hierarchy 公平值等級	Valuation techniques and key inputs 估值技巧及主要輸入數據	Significant unobservable inputs (relationship of unobservable inputs to fair value) 重大不可觀察輸入數據 (不可觀察輸入數據相對公平值的關係)	Range (weighted average) 範圍 (加權平均值)	Sensitivity 敏感度
Investment properties under construction, including undeveloped land for retail shops and commercial building	1,590,606	Level 3	Direct comparison method-based on market observable transactions of similar lands and adjusted to reflect the conditions of the subject lands.	1. Comparable land price (RMB/sq.m.) (the higher the land price, the higher the fair value)	376-6,000	A significant increase / decrease in comparable land price would result in significant increase / decrease in fair value.
				2. Floor-area ratio (the higher the floor-area ratio costs for completion, the higher the fair value)	1.6-4	A slight increase / decrease in floor-area ratio would result in significant increase / decrease in fair value.
在建投資物業(包括商舖及商業大廈的未開發土地)		第3級	直接比較法—根據相似土地的市場可觀察交易，並作出調整以反映標的土地的狀況。	1. 可資比較土地價格(每平方米人民幣)(土地價格越高，公平值越高)	376-6,500	可資比較土地價格大幅上升/下降會引致公平值大幅增加/減少。
				2. 容積率(完成開發的容積率成本越高，公平值越高)		容積率輕微上升/下降會引致公平值大幅增加/減少。
	4,504,545					

Notes to the Consolidated Financial Statements (continued)

綜合財務報表附註(續)

For the year ended 31 December 2016 截至二零一六年十二月三十一日止年度

17. Goodwill

17. 商譽

RMB'000
人民幣千元

COST AND CARRYING AMOUNTS	成本及賬面值	
Arising on acquisition of business (note 41(b)) and at 31 December 2016	因收購業務而產生(附註41(b))及 於二零一六年十二月三十一日	1,602

During the year ended 31 December 2016, the Group acquired 安徽瀚林物業服務有限公司 Anhui Hanlin Property Management Co., Ltd. ("Anhui Hanlin") from an independent third party, which is engaged in providing property management services in Bengbu, Anhui Province, the PRC. Detail of the related acquisition is disclosed in note 41(b).

Goodwill acquired in business combinations is allocated, at acquisition, to the cash generating units ("CGUs") – property management service that are expected to benefit from those business combinations.

The management of the Group determined that there is no impairment of its CGU containing goodwill for the acquisition of business during the year.

於截至二零一六年十二月三十一日止年度，本集團向一名獨立第三方收購安徽瀚林物業服務有限公司(「安徽瀚林」)，該公司在中國安徽省蚌埠市從事提供物業管理服務。相關收購事項的詳情披露於附註41(b)。

業務合併中收購的商譽於收購時分配予預期因該等業務合併而受益的現金產生單位(「現金產生單位」)–物業管理服務。

本集團管理層認為，含有收購業務的商譽之現金產生單位年內並無減值。

Notes to the Consolidated Financial Statements (continued)

綜合財務報表附註(續)

For the year ended 31 December 2016 截至二零一六年十二月三十一日止年度

18. Intangible Assets

18. 無形資產

		License for Parallel-import of Vehicle 平行進口汽車牌照 RMB'000 人民幣千元	Property Management Contracts 物業管理合約 RMB'000 人民幣千元	Total 總計 RMB'000 人民幣千元
COST	成本			
Arising on acquisitions of subsidiaries (note 41) and at 31 December 2016	因收購附屬公司而產生(附註41) 及於二零一六年十二月三十一日	990	2,095	3,085
AMORTISATION	攤銷			
Charge for the year and at 31 December 2016	年內扣除及於二零一六年 十二月三十一日	(25)	(104)	(129)
CARRYING AMOUNTS	賬面值			
At 31 December 2016	於二零一六年十二月三十一日	965	1,991	2,956

The licence for parallel-import of vehicle is amortised on a straight-line basis over a term of five years based on the executive director's best estimate.

汽車平行進口牌照根據執行董事的最佳估計於五年期間按直線法攤銷。

The intangible assets in related to property management contracts have finite useful lives and are amortised on a straight-line basis over the remaining term of five years.

與物業管理合約有關的無形資產具有無限可使用年期，於餘下五年期間按直線法攤銷。

19. Interests in Joint Ventures

19. 於合營企業的投資

		2016 二零一六年 RMB'000 人民幣千元	2015 二零一五年 RMB'000 人民幣千元
Unlisted cost of investment	非上市投資成本	219,110	219,110
Share of post acquisition loss and other comprehensive expense	應佔收購後虧損 及其他全面開支	(34,281)	(2,144)
Unrealised profit (note)	未變現溢利(附註)	(21,039)	-
		163,790	216,966

Note: The unrealised profit related to the Group's attributable interest income from the amounts due from Zhuzhou Aoyuan and Zhuzhou Jinye. Such interest expenses were capitalised in properties for sale of Zhuzhou Aoyuan and Zhuzhou Jinye and were not sold at 31 December 2016.

附註：未變現溢利與本集團應佔來自應收株洲奧園及株洲金業款項的利息收入有關。該等利息開支已於株洲奧園及株洲金業之可供銷售物業中資本化及於二零一六年十二月三十一日並無出售。

Notes to the Consolidated Financial Statements (continued)

綜合財務報表附註(續)

For the year ended 31 December 2016 截至二零一六年十二月三十一日止年度

19. Interests in Joint Ventures (continued)

Details of the Group's joint ventures at the end of the reporting period are as follows:

Name of entity 實體名稱	Place of incorporation/ principal place of operation 註冊成立/ 主要營業地點	Proportion of registered capital/ held by the Group 本集團所持有註冊資本/ 投票權比例		Registered capital RMB'000 註冊資本 人民幣		Principal activity 主要業務
		2016 二零一六年	2015 二零一五年	2016 二零一六年	2015 二零一五年	
Guangzhou Baoao Real Estate Development Limited ("Guangzhou Baoao") 廣州保奧房地產開發有限公司 (「廣州保奧」)	PRC 中國	50%	50%	10,000	10,000	Property development 物業發展
Zhuzhou Aoyuan Property Development Company Limited ("Zhuzhou Aoyuan") 株洲奧園房地產開發有限公司 (「株洲奧園」)	PRC 中國	85.71% (note) (附註)	60% (note) (附註)	140,000	240,000	Property development 物業發展
Zhuzhou Jinye Property Development Company Limited ("Zhuzhou Jinye") 株洲金業房地產開發有限公司 (「株洲金業」)	PRC 中國	78.49% (note) (附註)	51.05% (note) (附註)	93,000	143,000	Property development 物業發展

Note:

During the year ended 31 December 2016, the registered capital of Zhuzhou Aoyuan and Zhuzhou Jinye were decreased by RMB100,000,000 and RMB50,000,000 and refunded to 民生信託有限公司, Minsheng Trust Co., Ltd. ("Minsheng Trust"), a former shareholder of Zhuzhou Aoyuan and Zhuzhou Jinye, the equity interest in Zhuzhou Aoyuan and Zhuzhou Jinye held by the Group was then increased from 60% and 51.05% to 85.71% and 78.49%, respectively. These transactions were accounted for deemed acquisition of additional equity interest in joint ventures by the Group, and no gain or loss was recognised to profit or loss as there is no difference between the registered capital returned to Minsheng Trust and the attributable share of the net assets by the Group on this deemed acquisition. According to the Articles of Association of Zhuzhou Aoyuan and Zhuzhou Jinye, two out of four directors were appointed by the Group, and the boards of directors are responsible for all operating and financing decisions of Zhuzhou Aoyuan and Zhuzhou Jinye that, unanimous consent of the directors is required on making decisions on relevant activities. Each of the investors cannot direct the activities without consensus of the other joint ventures, and each party cannot individually control Zhuzhou Aoyuan and Zhuzhou Jinye. Therefore, Zhuzhou Aoyuan and Zhuzhou Jinye are continuously accounted for as joint ventures of the Group.

19. 於合營企業的投資(續)

於報告期間結束時本集團旗下合營企業的詳情如下：

附註：

於截至二零一六年十二月三十一日止年度，株洲奧園及株洲金業的註冊資本分別減少人民幣100,000,000元及人民幣50,000,000元，並退還予株洲奧園及株洲金業的前股東民生信託有限公司(「民生信託」)，此後本集團持有的株洲奧園及株洲金業股權分別由60%及51.05%增加至85.71%及78.49%。該等交易作為視為本集團收購合營企業的額外股權而入賬，及並無於損益中確認收益或虧損，乃由於退還予民生信託的註冊資本與本集團於此項視作收購中應佔資產淨值之間並無差額。根據株洲奧園及株洲金業的組織章程細則，本集團所委任的四名董事中的兩名董事及董事會對株洲奧園及株洲金業的所有經營及財務決定負責，即就相關活動作出決定需要董事一致同意。未經其他合營企業同意，各投資者不能指示活動，且每一方無法獨立控制株洲奧園及株洲金業。因此，株洲奧園及株洲金業繼續作為本集團的合營企業入賬。

Notes to the Consolidated Financial Statements (continued)

綜合財務報表附註(續)

For the year ended 31 December 2016 截至二零一六年十二月三十一日止年度

19. Interests in Joint Ventures (continued)

The summarised financial information in respect of the Group's interests in joint ventures are set out below:

Guangzhou Baoao
廣州保奧

		2016	2015
		二零一六年	二零一五年
		RMB'000	RMB'000
		人民幣千元	人民幣千元
Current assets	流動資產	21,905	24,881
Non-current assets	非流動資產	358,500	347,300
Current liabilities	流動負債	319,489	322,416
Non-current liabilities	非流動負債	12,729	9,941
Profit and total comprehensive income for the year	年內溢利及全面收益總額	8,363	4,099

Zhuzhou Aoyuan
株州奧園

		2016	2015
		二零一六年	二零一五年
		RMB'000	RMB'000
		人民幣千元	人民幣千元
Current assets	流動資產	2,641,671	2,559,645
Non-current assets	非流動資產	28,572	15,777
Current liabilities	流動負債	1,931,447	2,181,885
Non-current liabilities	非流動負債	600,000	140,000
Loss and total comprehensive expense for the year	年內虧損及全面費用總額	(38,681)	(20,366)

19. 於合營企業的投資(續)

本集團於合營企業的權益之相關財務資料概述如下：

Notes to the Consolidated Financial Statements (continued)

綜合財務報表附註(續)

For the year ended 31 December 2016 截至二零一六年十二月三十一日止年度

19. Interests in Joint Ventures (continued)

Zhuzhou Jinye
株洲金業

		2016 二零一六年 RMB'000 人民幣千元	2015 二零一五年 RMB'000 人民幣千元
Current assets	流動資產	2,066,679	1,463,315
Non-current assets	非流動資產	15,531	14,262
Current liabilities	流動負債	1,478,998	1,039,560
Non-current liabilities	非流動負債	550,000	350,000
Loss and total comprehensive expense for the year	年內虧損及全面費用總額	(4,031)	(9,474)

19. 於合營企業的投資(續)

20. Available-For-Sale investments

		2016 二零一六年 RMB'000 人民幣千元	2015 二零一五年 RMB'000 人民幣千元
Unlisted investments	未上市投資		
Shanshui	- 山水	9,707	25,000
Zhunhao	- 尊豪	-	50,000
		9,707	75,000

Notes:

- (a) On 1 July 2016, the Group disposed 7.27% of equity interest in 山水盛典文化產業有限公司 ("Shanshui") for a consideration of RMB30,950,000, which had been carried cost less impairment before disposal. A gain on disposal of RMB11,919,000 has been recognised in profit or loss in current year.

The remaining carrying amount of AFS investment represents 2.28% (2015: 9.55%) of equity interest in an unlisted entity established in the PRC, Shanshui, amounting to RMB9,707,000 (2015: RMB25,000,000), which is measured at fair value (2015: cost less impairment) at the end of the reporting period.

- (b) On 20 December 2016, the Group disposed its AFS investment in 深圳市尊豪網路科技有限公司 ("Zhunhao") through the disposal of the entire equity interests of its holding company to an independent third party with detail disclosed in note 42(a).

Notes
附註

附註：

- (a) 於二零一六年七月一日，本集團以代價人民幣30,950,000元出售山水盛典文化產業有限公司(「山水」)的7.27%股權，乃按成本減出售前減值入賬。出售收益人民幣11,919,000元已於本年度損益確認。

可供出售投資的餘下賬面值指於山水(一間在中國成立的非上市實體)的2.28%(二零一五年：9.55%)股權人民幣9,707,000元(二零一五年：人民幣25,000,000元)，於報告期末按公平值(二零一五年：成本減去減值)計量。

- (b) 於二零一六年十二月二十日，本集團透過將其控股公司的全部股權出售予一名獨立第三方，出售其於深圳市尊豪網路科技有限公司(「尊豪」)的可供出售投資，詳情披露於附註42(a)。

Notes to the Consolidated Financial Statements (continued)

綜合財務報表附註(續)

For the year ended 31 December 2016 截至二零一六年十二月三十一日止年度

21. Deferred Taxation

For the purpose of presentation in the consolidated statement of financial position, certain deferred tax assets and liabilities have been offset. The following is the analysis of the deferred tax balances for financial reporting purposes:

21. 遞延稅項

為於綜合財務狀況表中呈報，若干遞延稅項資產及負債已抵銷。就財務申報目的而言的遞延稅項結餘分析如下：

		2016 二零一六年 RMB'000 人民幣千元	2015 二零一五年 RMB'000 人民幣千元
Deferred tax assets	遞延稅項資產	(183,279)	(171,134)
Deferred tax liabilities	遞延稅項負債	582,560	454,100
		399,281	282,966

The deferred tax (assets) liabilities recognised by the Group and movements thereon during the year are as follows:

本集團確認的遞延稅項(資產)負債及其於年內的變動如下：

		Change in fair value of investment properties 投資物業 公平值變動 RMB'000 人民幣千元	Revaluation of properties 物業重估 RMB'000 人民幣千元	Undistributed earnings of PRC subsidiaries 中國附屬公司 稅項虧損 RMB'000 人民幣千元	Other temporary differences 其他 暫時差額 RMB'000 人民幣千元	Total 總計 RMB'000 人民幣千元	
At 1 January 2015	於二零一五年一月一日	293,722	33,671	(141,964)	30,000	(25,647)	189,782
Acquisitions of subsidiaries (note 41)	收購附屬公司(附註41)	-	-	(26,643)	-	-	(26,643)
Deemed disposal of subsidiaries (note 42(d))	視為出售附屬公司(附註42(d))	-	-	21,012	-	-	21,012
Charge (credit) to profit or loss for the year (note 10)	於年度損益 內支出(計入)(附註10)	122,679	-	6,781	-	(30,645)	98,815
At 31 December 2015	於二零一五年十二月三十一日	416,401	33,671	(140,814)	30,000	(56,292)	282,966
Acquisitions of subsidiaries (note 41)	收購附屬公司(附註41)	-	-	(27,477)	-	524	(26,953)
Charge (credit) to profit or loss for the year (note 10)	於年度損益 內支出(計入)(附註10)	116,301	-	(32,105)	-	58,137	142,333
Charged to other comprehensive income	於其他全面收益支出	-	-	-	-	935	935
At 31 December 2016	於二零一六年十二月三十一日	532,702	33,671	(200,396)	30,000	3,304	399,281

Notes to the Consolidated Financial Statements (continued)

綜合財務報表附註(續)

For the year ended 31 December 2016 截至二零一六年十二月三十一日止年度

21. Deferred Taxation (continued)

Other temporary differences mainly include the deductible temporary differences in respect of the land appreciation tax provision amounting to RMB36,758,000 (2015: RMB68,586,000) and taxable temporary differences in respect of the gain on change in fair value of derivative financial instruments amounting to RMB26,336,000 (2015: nil).

As at 31 December 2016, the Group had unused tax losses of RMB1,380,317,000 (2015: RMB1,067,436,000) available to offset against future profits. A deferred tax asset has been recognised in respect of RMB801,584,000 (2015: RMB563,255,000) of such tax losses. No deferred tax asset has been recognised in respect of the remaining tax losses of RMB578,733,000 (2015: RMB504,181,000) due to the unpredictability of future profits streams. The unrecognised tax losses will expire in the follow years:

2016	二零一六年
2017	二零一七年
2018	二零一八年
2019	二零一九年
2020	二零二零年
2021	二零二一年

Under the EIT Law of PRC, withholding tax is imposed on dividends declared in respect of profits earned by PRC subsidiaries from 1 January 2008 onwards. Deferred taxation has not been provided for both years in the consolidated financial statements in respect of temporary differences attributable to accumulated profits of the PRC subsidiaries amounting to RMB8,107,921,000 (2015: RMB5,785,825,000) as the Group is able to control the timing of the reversal of the temporary differences and it is probable that the temporary differences will not reverse in the foreseeable future.

21. 遞延稅項(續)

其他暫時差額主要包括有關土地增值稅撥備的可扣減暫時差額人民幣36,758,000元(二零一五年:人民幣68,586,000元)及有關衍生金融工具公平值變動收益之應課稅臨時差額人民幣26,336,000元(二零一五年:無)。

於二零一六年十二月三十一日,本集團有擁有尚未動用稅項虧損人民幣1,380,317,000元(二零一五年:人民幣1,067,436,000元),可用作抵銷未來溢利。已就該稅項虧損中人民幣801,584,000元(二零一五年:人民幣563,255,000元)確認遞延稅項資產。由於不可預測未來溢利表,因此並未就餘下人民幣578,733,000元(二零一五年:人民幣504,181,000元)的稅項虧損確認遞延稅項資產。未確認稅項虧損將於以下年份到期:

	2016 二零一六年 RMB'000 人民幣千元	2015 二零一五年 RMB'000 人民幣千元
	-	95,642
	131,626	140,572
	51,260	63,728
	59,816	65,883
	134,935	138,356
	201,096	-
	578,733	504,181

根據中國企業所得稅法,自二零零八年一月一日起,中國附屬公司在就其所賺取溢利宣派股息時須繳交預扣稅。由於本集團可控制撥回暫時差額之時間,而有關暫時差額於可預見之將來不會撥回,故此並無於兩個年度之綜合財務報表內就中國附屬公司之累計溢利所應佔之暫時差額人民幣8,107,921,000元(二零一五年:人民幣5,785,825,000元)有關之遞延稅項作出撥備。

Notes to the Consolidated Financial Statements (continued)

綜合財務報表附註(續)

For the year ended 31 December 2016 截至二零一六年十二月三十一日止年度

22. Deposits Paid for Acquisitions of Subsidiaries

As at 31 December 2016, the Group had made deposits of RMB50,000,000 and RMB80,000,000 in relation to the acquisition of parcels of land in Foshan and Zhejiang, the PRC through acquisition of equity interests in 佛山市南海恒德勝嘉置業有限公司 Foshan Nanhai Hengde Shengjia Property Company Limited, 寧波迪賽前豐置業有限公司 Ningbo Disai Qianfeng Real Estate Company Limited, 寧波海拓置業有限公司 Ningbo Haituo Real Estate Company Limited and 寧波天派置業有限公司 Ningbo Tianpai Real Estate Company Limited from independent third parties.

23. Amount due from a Joint Venture – Non-Current

The balance of RMB152,009,000 (2015: RMB151,989,000) is due from a joint venture, Guangzhou Baoao, an entity established in the PRC, which is jointly controlled by the Group and 廣東保利房地產開發有限公司 Guangdong Poly Real Estate Development Limited.

The amount is unsecured, interest-free and used for the joint venture's properties development, so it will not be repaid within one year.

22. 收購附屬公司已付訂金

於二零一六年十二月三十一日，本集團就透過向獨立第三方收購佛山市南海恒德勝嘉置業有限公司、寧波迪賽前豐置業有限公司、寧波海拓置業有限公司及寧波天派置業有限公司的股權，收購中國佛山及浙江的地塊作出訂金人民幣50,000,000元及人民幣80,000,000元。

23. 應收一間合營企業款項 – 非即期

應收一間合營企業廣州保奧的餘額為人民幣152,009,000元(二零一五年十二月三十一日：人民幣151,989,000元)。廣州保奧於中國成立，由本集團及廣東保利房地產開發有限公司共同控制。

該款項並無抵押、免息及用於合營企業的物業發展，因此不會於一年內償還。

Notes to the Consolidated Financial Statements (continued)

綜合財務報表附註(續)

For the year ended 31 December 2016 截至二零一六年十二月三十一日止年度

24. Properties for Sale

24. 可供銷售物業

		2016 二零一六年 RMB'000 人民幣千元	2015 二零一五年 RMB'000 人民幣千元
Properties for sale comprise of:	可供銷售物業包括：		
Completed properties	已落成物業	8,193,175	6,951,186
Properties under development	發展中物業	35,293,399	24,841,186
		43,486,574	31,792,372

Included in the amount are properties under development for sale of RMB7,133,778,000 (2015: RMB4,262,576,000) in relation to property development projects that are expected to complete after one year from the end of the reporting periods.

At 31 December 2016, certain of the Group's properties for sale with carrying value of RMB4,142,315,000 (2015: RMB7,175,562,000) were pledged for certain banking facilities granted to the Group.

數額內包括可供銷售發展中物業人民幣7,133,778,000元(二零一五年：人民幣4,262,576,000元)預期將於報告期結束一年後落成。

於二零一六年十二月三十一日，本集團賬面值為人民幣4,142,315,000元(二零一五年：人民幣7,175,562,000元)的若干可供銷售物業已用作本集團獲授若干銀行融資的抵押。

Notes to the Consolidated Financial Statements (continued)

綜合財務報表附註(續)

For the year ended 31 December 2016 截至二零一六年十二月三十一日止年度

25. Trade and other Receivables

25. 貿易及其他應收款

		Notes	2016 二零一六年 RMB'000 人民幣千元	2015 二零一五年 RMB'000 人民幣千元
		附註		
Trade receivables	貿易應收款	(a)	244,018	154,648
Deferred rental receivables	遞延租金應收款項	(b)	34,062	29,671
Other receivables	其他應收款項	(c)	1,402,205	412,638
Security deposits	抵押按金		363,054	184,390
Advances to constructors and suppliers	墊付承建商及供應商款項		213,637	156,259
Deposits paid to respective local governments and third parties for the potential purchase of land use rights	就可能購買土地使用權支付予相關當地政府及第三方之訂金		536,171	391,911
Other tax prepayments	其他稅項預付款		811,310	423,118
			3,604,457	1,752,635

Notes:

- (a) The following is the aged analysis of trade receivables determined based on the date of the properties delivered and sales were recognised:

附註：

- (a) 以下為根據交付物業及銷售確認當日釐定的貿易應收款的賬齡分析：

		2016 二零一六年 RMB'000 人民幣千元	2015 二零一五年 RMB'000 人民幣千元
0 to 60 days	0至60日	126,437	77,820
61 to 180 days	61至180日	18,302	8,084
181 to 365 days	181至365日	22,969	16,265
1 to 2 years	1至2年	34,533	28,156
2 to 3 years	2至3年	19,659	21,668
Over 3 years	超過3年	22,118	2,655
		244,018	154,648

Trade receivables mainly represent receivables amounting to RMB171,392,000 (2015: RMB154,648,000) from properties buyers and RMB72,626,000 (2015: nil) from customers for purchases of goods.

貿易應收款主要指應收物業買家的款項人民幣171,392,000元(二零一五年：人民幣154,648,000元)及就客戶購買貨物應收客戶的款項人民幣72,626,000元(二零一五年：無)。

Notes to the Consolidated Financial Statements (continued)

綜合財務報表附註(續)

For the year ended 31 December 2016 截至二零一六年十二月三十一日止年度

25. Trade and other Receivables (continued)

Notes: (continued)

(a) (continued)

Payments terms with wholesale customer for purchases of goods are mainly on credit. The wholesale customers are allowed a credit period of 0 to 60 days from date of issuance of the invoices. There is no credit period granted for retail customers.

In determining the recoverability of a trade receivable, the Group considers any change in the credit quality of the trade receivable from the date credit was initially granted up to the end of the reporting period.

As at 31 December 2016, there were RMB75,950,000 (2015: RMB52,479,000) receivables aged more than 1 year that were past due but not impaired. The management of the Company is of the opinion that no provision for impairment is necessary in respect of these receivables as there has not been a significant change in credit quality and amounts are still considered recoverable based on historical experience.

The concentration of credit risk in the remaining trade receivables is limited due to the customer base being large and unrelated.

(b) Rental receivables from tenants are payable on presentation of demand note.

(c) As at 31 December 2016, the balances mainly include:

(i) Deposits of RMB100,000,000 (2015: RMB100,000,000) paid to 廣州市蘿崗區蘿崗街蘿崗社區經濟聯合社 (“Luogang Business Association”) and 廣州市頤境投資有限公司 (“Yijing Investment”) for the property project carried out by 廣州蘿奧房地產開發有限公司 (“Luo Ao Real Estate Development”), a subsidiary indirectly owned by the Company, details refer to note 35(b).

(ii) Deposit of RMB645,000,000 (2015: nil) paid for public auction of a parcel of land situated in Guangzhou, the PRC. The amount has been fully refunded in February 2017 due to the public auction was unsuccessful.

26. Deposits Paid for Acquisitions of Land Use Rights

As at 31 December 2016, the Group has made deposits of RMB147,053,000 (2015: nil) in relation to the acquisitions of land use rights from third parties. In the opinion of the executive directors of the Company, the aforesaid transactions are expected to be completed within twelve months from the end of the reporting period.

25. 貿易及其他應收款(續)

附註：(續)

(a) (續)

有關購買貨物的批發客戶付款條款主要為除銷。該等批發客戶獲提供自發出發票日期起0至60天的信貸期。零售客戶並無獲授信貸期。

於釐定貿易應收款之可收回性時，本集團會考慮自最初授出信貸的日期起計至報告期末止貿易應收款信貸質素的任何變動。

於二零一六年十二月三十一日，賬齡超過一年之應收款為人民幣75,950,000元(二零一五年：人民幣52,479,000元)已逾期但並無減值。本公司管理層認為，由於該等應收款的信貸質素並無重大變化，且根據過往記錄該等款額仍被視為可收回，因此不須就該等應收款計提減值撥備。

由於客戶基數甚大且並無關連，故剩餘貿易應收款之信貸集中風險有限。

(b) 應收租戶的租金須於提呈付款通知書時支付。

(c) 於二零一六年十二月三十一日，餘額主要包括：

(i) 就本公司的間接附屬公司廣州蘿奧房地產開發有限公司(「蘿奧房地產開發」)所進行物業項目而已付廣州市蘿崗區蘿崗街蘿崗社區經濟聯合社(「蘿崗社區經濟聯合社」)及廣州市頤境投資有限公司(「頤境投資」)的訂金人民幣100,000,000元(二零一五年：人民幣100,000,000元)，詳情載於附註35(b)。

(ii) 就位於中國廣州的一幅地塊公開投標已付的按金人民幣645,000,000元(二零一五年：無)。由於公開投標失敗，該款項已於二零一七年二月悉數退還。

26. 收購土地使用權已付按金

於二零一六年十二月三十一日，本集團已就向第三方收購土地使用權而支付按金人民幣147,053,000元(二零一五年：無)。本公司執行董事認為，上述交易預期於報告期末起十二個月內完成。

27. Amounts due from/to Non-Controlling Shareholders of Subsidiaries

The balances are unsecured, interest-free and repayable on demand. In the opinion of the executive directors of the Company, the Group is expected to receive the balance of amounts due from non-controlling shareholders of subsidiaries within twelve months from the end of the reporting period, and therefore the amount is classified as a current asset.

28. Amounts due from Related Parties

The balances as at 31 December 2016, mainly represent an amount of RMB88,206,000 (2015: RMB170,364,000) due from a related party, 株州市天郡房地產開發有限公司 Zhuzhou Tianjun Properties Development Company Ltd. (“Zhuzhou Tianjun”), an entity established in the PRC, which is controlled by 馮遠征 and 胡冉, who are non-controlling shareholders of certain subsidiaries and partners of certain joint ventures. The amounts are unsecured, interest-free and repayable on demand. In the opinion of the executive directors of the Company, the Group is expected to receive the balance of amounts due from related parties within twelve months from the end of the reporting period, and therefore the amount is classified as a current asset.

29. Amounts due from Joint Ventures – Current

The amounts of RMB100,000,000 (2015: nil) and RMB50,000,000 (2015: RMB55,000,000) are due from Zhuzhou Aoyuan and Zhuzhou Jinye, joint ventures of the Group, respectively. The amount is unsecured, carrying interest at rate of 20% per annum and repayable on demand.

The remaining balances are unsecured, interest-free and repayable on demand. In the opinion of the executive directors of the Company, the Group is expected to receive the balance of amounts due from joint ventures within twelve months from the end of the reporting period, and therefore the amount is classified as a current asset.

27. 應收／付附屬公司之非控股股東款項

該等結餘為無抵押、免息及須於要求時償還。本公司執行董事認為，本集團預計於報告期末起計十二個月內收取應收附屬公司非控股股東款項的餘額，因此該款項分類為流動資產。

28. 應收關連公司款項

於二零一六年十二月三十一日之結餘主要指應收一間關連公司株州市天郡房地產開發有限公司(「株洲天郡」，一間在中國成立的實體)款項人民幣88,206,000元(二零一五年：人民幣170,364,000元)。株洲天郡由馮遠征及胡冉控制，而馮遠征及胡冉為若干附屬公司的非控股股東及若干合營企業的合夥人。該等款項無抵押、免息及須於要求時償還。本公司執行董事認為，本集團預計於報告期末起計十二個月內收取應收關連公司款項的餘額，因此該款項分類為流動資產。

29. 應收合營企業款項－即期

人民幣100,000,000元(二零一五年：無)及人民幣50,000,000元(二零一五年：人民幣55,000,000元)乃分別應收本集團合營企業株洲奧園及株洲金業。該等款項無抵押、按20%之年利率計息及須於要求時償還。

其餘結餘無抵押、免息及須於要求時償還。本公司執行董事認為，本集團預計於報告期末起計十二個月內收取應收合營企業款項的餘額，因此該款項分類為流動資產。

Notes to the Consolidated Financial Statements (continued)

綜合財務報表附註(續)

For the year ended 31 December 2016 截至二零一六年十二月三十一日止年度

30. Derivative Financial Instruments

30. 衍生金融工具

		Current 即期	
		2016 二零一六年	2015 二零一五年
		RMB'000 人民幣千元	RMB'000 人民幣千元
Derivative financial instruments not designated as hedging instruments:	並未指定為對沖的衍生金融工具：		
Foreign currency forward contracts	外匯遠期合約	142,402	—

During the year ended 31 December 2016, the Group entered into foreign currency forward contracts to reduce the risk of currency exchange fluctuation of the Group's USD senior notes. At 31 December 2016, the Group has the following foreign currency forward contracts with predetermined maturity date. Their major terms are as follows:

於截至二零一六年十二月三十一日止年度，本集團訂立外匯遠期合約，以降低本集團美元優先票據的外匯波動風險。於二零一六年十二月三十一日，本集團有以下預定到期日的外匯遠期合約。主要條款如下：

Notional amount 名義金額	Maturity 到期時間	Forward contract rates 遠期合約利率
Buy USD150,000,000 買入 150,000,000 美元	17 January 2017 二零一七年一月十七日	RMB6.6885: USD1 人民幣 6.6885 元：1 美元
Buy USD223,650,200 買入 223,650,200 美元	24 January 2017 二零一七年一月二十四日	RMB6.7069: USD1 人民幣 6.7069 元：1 美元
Buy USD74,515,648 買入 74,515,648 美元	24 January 2017 二零一七年一月二十四日	RMB6.7100: USD1 人民幣 6.7100 元：1 美元
Buy USD100,000,000 買入 100,000,000 美元	8 February 2017 二零一七年二月八日	RMB6.6778: USD1 人民幣 6.6778 元：1 美元

As at 31 December 2016, the fair value of outstanding foreign currency forward contracts of RMB142,402,000 (2015: nil) have been recognised in the consolidated statement of financial position. Accordingly, fair value gains were recognised to the profit and loss for the year ended 31 December 2016.

於二零一六年十二月三十一日，未到期外匯遠期合約的公平值人民幣 142,402,000 元(二零一五年：零)已於綜合財務狀況表確認。因此，公平值收益於截至二零一六年十二月三十一日止年度的損益確認。

Notes to the Consolidated Financial Statements (continued)

綜合財務報表附註(續)

For the year ended 31 December 2016 截至二零一六年十二月三十一日止年度

31. Restricted Bank Deposits/Bank Balances and Cash

Restricted bank deposits

As at 31 December 2016, the balances represent deposits amounting to RMB485,578,000 (2015: RMB1,266,632,000) pledged for short term loan facilities granted by banks and carrying interest at variable interest rates ranging from 0.38% to 2.45% (2015: 0.38% to 3.25%) per annum.

Bank balances and cash

Included in bank balances and cash are balances which, in accordance with the applicable government regulations prevailing in 2016, are placed in restricted bank accounts, amounting to RMB2,519,996,000 (2015: RMB1,830,481,000), which can only be applied in the designated property development projects.

The bank balances carry interest at variable interest rates ranging from 0.30% to 2.45% (2015: 0.35%) per annum.

31. 受限制銀行存款／銀行結餘及現金

受限制銀行存款

於二零一六年十二月三十一日，結餘指總額人民幣485,578,000元(二零一五年：人民幣1,266,632,000元)之存款，已予抵押以取得銀行授出的短期信貸融資，並按浮動年利率0.38%至2.45%計息(二零一五年：0.38%至3.25%)。

銀行結餘及現金

根據二零一六年適用政府法規，銀行結餘及現金包括存入受限制銀行賬戶的結餘人民幣2,519,996,000元(二零一五年：人民幣1,830,481,000元)，僅可用於指定物業發展項目。

按浮動年利率0.30%至2.45%計息(二零一五年：0.35%)。

Notes to the Consolidated Financial Statements (continued)

綜合財務報表附註(續)

For the year ended 31 December 2016 截至二零一六年十二月三十一日止年度

32. Trade and other Payables/Deposits Received for Sale of Properties

			2016 二零一六年 RMB'000 人民幣千元	2015 二零一五年 RMB'000 人民幣千元
		Notes 附註		
Trade payables	貿易應付款	(a)	4,568,181	3,586,159
Other payables	其他應付款項	(b)	1,927,635	1,710,325
Consideration payable (note 41(a))	應付代價(附註41(a))		218,000	-
Other taxes payables	其他應付稅項		80,684	51,655
			6,794,500	5,348,139

(a) The following is an aged analysis of trade payables determined based on the invoice date:

			2016 二零一六年 RMB'000 人民幣千元	2015 二零一五年 RMB'000 人民幣千元
0 to 60 days	0至60日		1,753,004	1,583,660
61 to 180 days	61至180日		955,048	569,042
181 to 365 days	181至365日		482,286	214,092
1 to 2 years	1至2年		600,527	372,161
2 to 3 years	2至3年		366,545	585,612
Over 3 years	超過3年		410,771	261,592
			4,568,181	3,586,159

At 31 December 2016, the balance of trade payables with age over 1 year include retention money payable of RMB492,312,000 (2015: RMB528,405,000) to the sub-contractors of property development projects, which represents approximately 5% to 10% of the contract prices.

According to the construction contracts, the retention money is interest-free and would be paid to the sub-contractors in 1 to 3 years upon completion of development of the properties.

32. 貿易及其他應付款／銷售物業已收訂金

			2016 二零一六年 RMB'000 人民幣千元	2015 二零一五年 RMB'000 人民幣千元
		Notes 附註		
Trade payables	貿易應付款	(a)	4,568,181	3,586,159
Other payables	其他應付款項	(b)	1,927,635	1,710,325
Consideration payable (note 41(a))	應付代價(附註41(a))		218,000	-
Other taxes payables	其他應付稅項		80,684	51,655
			6,794,500	5,348,139

(a) 以下為根據發票日期釐定的貿易應付款的賬齡分析：

			2016 二零一六年 RMB'000 人民幣千元	2015 二零一五年 RMB'000 人民幣千元
0 to 60 days	0至60日		1,753,004	1,583,660
61 to 180 days	61至180日		955,048	569,042
181 to 365 days	181至365日		482,286	214,092
1 to 2 years	1至2年		600,527	372,161
2 to 3 years	2至3年		366,545	585,612
Over 3 years	超過3年		410,771	261,592
			4,568,181	3,586,159

於二零一六年十二月三十一日，賬齡逾一年的貿易應付款結餘包括應付物業發展項目分包商的質量保證金人民幣492,312,000元(二零一五年：人民幣528,405,000元)，約佔合約價格之5%至10%。

根據建築合約，質量保證金為免息，並將於完成物業開發起計1至3年後支付予分包商。

32. Trade and other Payables/Deposits Received for Sale of Properties (continued)

(a) (continued)

Trade payables principally comprise amounts outstanding for payments to sub-contractors of property development projects and purchases of construction materials. The average credit period for trade purchases is from 6 months to 1 year. The management closely monitors the payments of the payable to ensure that all payables are paid within the credit timeframe. Details of the financial risk management policies by the Group are set out in note 40.

(b) Other payables mainly include:

- (i) A balance of RMB136,192,000 (2015: RMB121,209,000) payable to Yijing Investment, co-founders of LuoAo Real Estate Development, a subsidiary of the Company. The property project undertaken by LuoAo Real Estate Development commenced its pre-sale during the year ended 31 December 2014 and the Group had received proceeds from pre-sale on behalf of Yijing Investment, details refer to note 35(b).

32. 貿易及其他應付款／銷售物業已收訂金(續)

(a) (續)

貿易應付款主要包括尚未支付給物業發展項目分包商的款項及尚未支付採購建築材料的款項。貿易採購的平均信貸期為六個月至一年。管理層密切監察應付款項的支付，確保所有應付款項於信貸限期內支付。本集團財務風險管理政策之詳情載於附註40。

(b) 其他應付款項主要包括：

- (i) 應付本公司的附屬公司蘿奧房地產開發的共同創辦公司頤境投資款項人民幣136,192,000元(二零一五年：人民幣121,209,000元)。由蘿奧房地產開發推出的物業項目已於截至二零一四年十二月三十一日止年度內開始預售，而本集團已代表頤境投資收取預售所得款項，有關詳情請參閱附註35(b)。

Notes to the Consolidated Financial Statements (continued)

綜合財務報表附註(續)

For the year ended 31 December 2016 截至二零一六年十二月三十一日止年度

32. Trade and other Payables/Deposits Received for Sale of Properties (continued)

(b) (continued)

(ii) During the year ended 31 December 2015, 奧園集團有限公司 Aoyuan Group Company Limited (“Aoyuan Group”), a wholly owned subsidiary of the Company entered into an agreement (the “Agreement 1”) with an independent third party for a property development project. According to the Agreement 1, Aoyuan Group will pay 20% of the aggregate revenue of the property development project, but no less than RMB600,000,000 by instalment to the independent third party in return for a parcel of land which is used for the property development project, thus, the aggregate payment amount is deemed as land cost incurred. As at 31 December 2016, RMB170,000,000 has been paid and the remaining balance of RMB430,000,000 (2015: RMB550,000,000) will be settled within twelve months according to the payment schedule stipulated in the Agreement 1.

(iii) During the year ended 31 December 2016, 廣東奧園商業地產集團有限公司 Guangdong Aoyuan Commercial Property Group Company Limited (“Guangdong Aoyuan”), a wholly owned subsidiary of the Company entered into a series of agreements (the “Agreement 2”) with an independent third party for purchase of three property development projects situated in Nanning, the PRC, with total consideration of RMB720,286,000. As at 31 December 2016, consideration of RMB366,272,000 has been paid and the remaining consideration of RMB354,014,000 will be settled within twelve months.

32. 貿易及其他應付款／銷售物業已收訂金(續)

(b) (續)

(ii) 截至二零一五年十二月三十一日止年度，奧園集團有限公司(「奧園集團」，本公司的全資附屬公司)與一名獨立第三方就一個物業發展項目訂立協議(「協議1」)。根據協議1，奧園集團將向獨立第三方分期支付物業發展項目總體營業額之20%(但不少於人民幣600,000,000元)以換取用於物業發展項目的地塊，因此，總體支付款項被視為所產生的土地成本。於二零一六年十二月三十一日，已支付人民幣170,000,000元，餘額人民幣430,000,000元(二零一五年：人民幣550,000,000元)將根據協議1指明的付款時間表於十二個月內結算。

(iii) 於截至二零一六年十二月三十一日止年度，本公司全資附屬公司廣東奧園商業地產集團有限公司(「廣東奧園」)與一名獨立第三方訂立一系列協議(「協議2」)，以總代價人民幣720,286,000元購買位於中國南寧的三個物業開發項目。於二零一六年十二月三十一日，已支付代價人民幣366,272,000元，餘下代價人民幣354,014,000元將於十二個月內結算。

32. Trade and other Payables/Deposits Received for Sale of Properties (continued)

(b) (continued)

- (iv) As at 31 December 2016, balance of RMB126,000,000 is due to Mr. Li Lianzhu, a former non-controlling shareholder in connection to the reduction of capital contribution of 廣西瀚林地產開發有限公司 Guangxi Hanlin Property Development Company Limited (“Guangxi Hanlin”) detailed in note 41(c)(i).

The remaining balances of other payables mainly represent deposits received, payable for staff salaries, staff welfare and operating expenses.

As at 31 December 2016, deposits received for sale of properties of RMB10,633,501,000 (2015: RMB6,837,312,000) is expected to be released to profit or loss after twelve months from the end of the reporting date.

33. Amounts due to Joint Ventures

The balances represent amounts due to Zhuzhou Aoyuan and Zhuzhou Jinye, which are unsecured, interest-free and repayable on demand.

32. 貿易及其他應付款／銷售物業已收訂金(續)

(b) (續)

- (iv) 於二零一六年十二月三十一日，餘額人民幣126,000,000元乃就廣西瀚林地產開發有限公司注資減少應付李聯珠先生(前非控股股東)，詳情見附註41(c)(i)。

其餘其他應付款項結餘主要指已收訂金、應付員工薪資、員工福利及經營開支。

於二零一六年十二月三十一日，銷售物業已收訂金人民幣10,633,501,000元(二零一五年：人民幣6,837,312,000元)預計於報告期末後起計十二個月後撥回至損益。

33. 應付合營企業款項

有關結餘指應付株洲奧園及株洲金業款項，為無抵押、免息及須於要求時償還。

Notes to the Consolidated Financial Statements (continued)

綜合財務報表附註(續)

For the year ended 31 December 2016 截至二零一六年十二月三十一日止年度

34. Bank and Other Borrowings

34. 銀行及其他借款

	2016 二零一六年 RMB'000 人民幣千元	2015 二零一五年 RMB'000 人民幣千元
The bank and other borrowings comprise: 銀行及其他借款包括：		
RMB bank borrowings 人民幣銀行借款	4,485,357	3,343,477
US\$ bank borrowings 美元銀行借款	1,149,393	1,223,274
AUD bank borrowings 澳元銀行借款	334,532	283,656
RMB other borrowings (note) 人民幣其他借款(附註)	823,500	2,522,890
	6,792,782	7,373,297

Note:

During the year ended 31 December 2015, Aoyuan Group and Chongqing Aoyu Property Company ("Chongqing Aoyu"), wholly owned subsidiaries of the Company, entered into entrusted loan agreements with Lion Asset Management Co., Ltd ("Lion Asset") and Changcheng Jiaxin Asset Management Co., Ltd ("Changcheng Jiaxin") with principal amount of RMB780,000,000 ("Lion Asset Loan") and RMB800,000,000 ("Changcheng Jiaxin Loan") with no fixed term, respectively. The Lion Asset Loan carries interest at a rate of 9.5% per annum in the first two years and 19.2% per annum from the third year and thereafter. The Changcheng Jiaxin Loan carries interest at rate of 11.78% and 11.85% per annum in the first and second year, respectively, and 17.85% from the third year and thereafter. Both of Lion Asset Loan and Changcheng Jiaxin Loan are guaranteed by the Company and secured by land use rights owned by Aoyuan Group and Chongqing Aoyu. As at 31 December 2016, the balance of Lion Asset Loan is RMB718,000,000 (2015: RMB780,000,000) and Changcheng Jiaxin Loan has been fully repaid (2015: RMB800,000,000).

The remaining balances of other borrowings amounting to RMB105,500,000 (2015: RMB942,890,000) represent loans provided by certain trust companies, which are secured by properties for sale, carry interest at fixed rates of a range from 5.39% to 10.35% (2015: 5.39% to 16.00%) per annum.

附註：

截至二零一五年十二月三十一日止年度，奧園集團及重慶奧譽置業公司(「重慶奧譽」)(本公司的全資附屬公司)與諾安資產管理有限公司(「諾安資產」)及長城嘉信資產管理有限公司(「長城嘉信」)訂立委託貸款協議，相關本金額分別為人民幣780,000,000元(「諾安資產貸款」)及人民幣800,000,000元(「長城嘉信貸款」)，且無固定還款期。諾安資產貸款於首兩個年度按9.5%之年利率計息，自第三年起及其後按19.2%之年利率計息。長城嘉信貸款於第一年及第二年分別按11.78%及11.85%之年利率計息，自第三年起及其後按17.85%之年利率計息。諾安資產貸款及長城嘉信貸款均由本公司提供擔保，並以奧園集團及重慶奧譽擁有的土地使用權作為抵押。於二零一六年十二月三十一日，諾安資產貸款的餘額為人民幣718,000,000元(二零一五年：人民幣780,000,000元)及長城嘉信貸款已悉數償還(二零一五年：人民幣800,000,000元)。

其他借款的餘額為人民幣105,500,000元(二零一五年：人民幣942,890,000元)，為若干信託公司提供的貸款。該等貸款以供銷售物業作為抵押，按介乎5.39%至10.35%(二零一五年：5.39%至16.00%)之固定年利率計息。

Notes to the Consolidated Financial Statements (continued)

綜合財務報表附註(續)

For the year ended 31 December 2016 截至二零一六年十二月三十一日止年度

34. Bank and Other Borrowings (continued)

34. 銀行及其他借款(續)

		2016 二零一六年 RMB'000 人民幣千元	2015 二零一五年 RMB'000 人民幣千元
The carrying amounts of above bank and other borrowings are repayable:	須於以下期間償還上述銀行及其他借款的賬面值：		
Within one year	1年內	2,186,139	2,238,443
More than one year, but not exceeding two years	1年以上但未超過2年	2,472,184	3,468,894
More than two years, but not exceeding five years	2年以上但未超過5年	1,311,845	1,304,550
More than five years	5年以上	11,363	29,509
		5,981,531	7,041,396
The carrying amounts of above bank and other borrowings that contains a repayment on demand clause (shown under current liabilities)	附帶須於要求時償還條款的上述銀行及其他借款(列示於流動負債項下)的賬面值	811,251	331,901
		6,792,782	7,373,297
Less: Amount due within one year shown under current liabilities	減：於流動負債項目內所示於1年內到期款項	(2,997,390)	(2,570,344)
Amount due after one year	1年之後到期款項	3,795,392	4,802,953

Notes to the Consolidated Financial Statements (continued)

綜合財務報表附註(續)

For the year ended 31 December 2016 截至二零一六年十二月三十一日止年度

34. Bank and Other Borrowings (continued)

The bank and other borrowings bear interest at:

34. 銀行及其他借款(續)

銀行及其他借款利率：

Contracted interest rate 合約利率		2016	2015
		二零一六年 RMB'000 人民幣千元	二零一五年 RMB'000 人民幣千元
100% to 130% of lending rate of the People's Bank of China ("PBC rate") (2015: 100% to 163% of PBC rate)	中國人民銀行貸款利率(「中國人民銀行利率」) 100% 至 130% (二零一五年：中國人民銀行利率之 100% 至 163%)	2,147,677	3,060,078
Fixed rate ranging from 1.97% to 10.35% (2015: 6.5% to 19.2%)	1.97% 至 10.35% 之固定利率 (二零一五年：6.5% 至 19.2%)	3,161,180	3,729,004
Hong Kong Interbank Offered Rates ("HIBOR") plus 2.6% to 6.5%	香港銀行同業拆息(「香港銀行同業拆息」)加 2.6% 至 6.5%	–	584,215
London Interbank Offered Rates ("LIBOR") plus 5% to 6.5%	倫敦銀行同業拆息利率(「倫敦銀行同業拆息利率」)加 5% 至 6.5%	1,149,393	–
Bank Bill Swap ("BBSY") bid rate plus 2.35%	銀行票據掉期(「銀行票據掉期」)買入利率加 2.35%	334,532	–
		6,792,782	7,373,297

Notes to the Consolidated Financial Statements (continued)

綜合財務報表附註(續)

For the year ended 31 December 2016 截至二零一六年十二月三十一日止年度

34. Bank and Other Borrowings (continued)

The weighted average effective interest rate on bank and other borrowings for the year is 7.76% (2015: 8.22%) per annum.

Other than the assets pledged as disclosed in notes elsewhere in the consolidated financial statements, equity interests of certain subsidiaries of the Company were pledged for the bank and other borrowing facilities granted to the Group.

34. 銀行及其他借款(續)

年內銀行及其他借款的加權平均實際利率為每年7.76%(二零一五年:8.22%)。

除綜合財務報表其他章節內披露的已抵押資產外,本公司若干附屬公司的股權已予抵押,以獲得授予本集團的銀行及其他借款信貸額。

35. Provisions

35. 撥備

		LuoAo			Total
		Guangzhou	Real Estate	Guangzhou	
		Wan Pui	Development	Shangshui	
		廣州萬貝	蘿奧房地產開發	廣州尚水	總計
		RMB'000	RMB'000	RMB'000	RMB'000
		人民幣千元	人民幣千元	人民幣千元	人民幣千元
		(a)	(b)	(c)	
At 1 January 2015	於二零一五年一月一日	560,296	883,257	133,591	1,577,144
Additional provisions recognised	已確認額外撥備	1,124	16,257	2,926	20,307
At 31 December 2015	於二零一五年十二月三十一日	561,420	899,514	136,517	1,597,451
Additional provisions recognised	已確認額外撥備	16,075	11,637	240	27,952
Release upon the delivery of completed properties	於已竣工物業交付後解除	-	(195,680)	-	(195,680)
At 31 December 2016	於二零一六年十二月三十一日	577,495	715,471	136,757	1,429,723

Notes to the Consolidated Financial Statements (continued)

綜合財務報表附註(續)

For the year ended 31 December 2016 截至二零一六年十二月三十一日止年度

35. Provisions (continued)

- (a) On 31 December 2011, the Company entered into an agreement (the "Agreement") with Pan Information Technology Limited ("PIT"). According to the Agreement, the Group injected cash of RMB154,700,000 in 廣州市萬貝投資管理有限公司 (the "Guangzhou Wan Pui"), an entity established in the PRC which principally engaged in property development. The Group held 65% equity interest in Guangzhou Wan Pui after the completion of capital injection while PIT held 35% equity interest in the Guangzhou Wan Pui. In addition, the Group and PIT agreed that the Group has to transfer 35% of completed properties of the property project in Guangzhou Wan Pui to PIT and in return PIT requires to transfer its 35% equity interest in the Guangzhou Wan Pui to the Group upon completion of the property project.

The Group is responsible for providing funding to finance this property project and the project management is wholly responsible by the Group. PIT will not involve in the daily operation and management of this property project. According to the Agreement, PIT will not share any profit and loss of Guangzhou Wan Pui during the property construction.

Guangzhou Wan Pui is accounted for as wholly owned subsidiary of the Group and PIT has provided land to the Group to develop the property project in return to have 35% of completed properties. Accordingly, the potential amount of the development expenditure and other attributable expenses for the development of properties to be incurred to complete the development of the 35% completed properties to be delivered to PIT is accounted for as provision of the Group in respect of cost of the land.

35. 撥備(續)

- (a) 於二零一一年十二月三十一日，本公司與番禺信息技術有限公司(「番禺信息技術」)訂立協議(「協議」)。根據協議，本集團向廣州市萬貝投資管理有限公司(「廣州萬貝」)(於中國成立的實體，主要從事物業開發)注資現金人民幣154,700,000元。於注資完成後，本集團持有廣州萬貝之65%股權，而番禺信息技術則持有廣州萬貝之35%股權。此外，本集團及番禺信息技術同意，本集團需於物業項目完成後向番禺信息技術轉讓廣州萬貝物業開發項目35%已竣工物業，以換取番禺信息技術向本集團轉讓其於廣州萬貝之35%股權。

本集團負責就資助此物業項目提供資金，並且本集團全權負責項目管理。番禺信息技術將不參與本物業項目的日常營運及管理。根據該協議，番禺信息技術於物業建設期內將不會分享廣州萬貝任何利潤及虧損。

廣州萬貝入賬列為本集團全資附屬公司，而番禺信息技術向本集團提供土地以開發物業項目，以換取35%已竣工物業。據此，完成開發將向番禺信息技術交付之35%已完成物業所產生開發物業的開發支出及其他相關費用之潛在金額入賬列為本集團有關土地成本之撥備。

Notes to the Consolidated Financial Statements (continued)

綜合財務報表附註(續)

For the year ended 31 December 2016 截至二零一六年十二月三十一日止年度

35. Provisions (continued)

- (b) On 8 August 2013, the Company entered into an agreement (the "Agreement") with Luogang Business Association and Yijing Investment to establish "LuoAo Real Estate Development" with a registered capital of RMB100,000,000 which engages in property development.

According to the Agreement, the Group injected RMB60,000,000 to LuoAo Real Estate Development and the Group held 60% equity interest in LuoAo Real Estate Development after the completion of capital injection while each of Luogang Business Association and Yijing Investment injected RMB20,000,000 respectively and each of them held 20% equity interest in the LuoAo Real Estate Development respectively. In addition, the Group, Luogang Business Association and Yijing Investment agreed that after the completion of the development of property project by LuoAo Real Estate Development, the Group has to transfer 40% of completed properties to Luogang Business Association and Yijing Investment in return Luogang Business Association and Yijing Investment have to contribute part of the land consideration at RMB926,350,000. The Group is responsible for providing funding to finance this property project and the project management is wholly responsible by the Group. Luogang Business Association and Yijing Investment will not be involved in daily operation and management of this property project. In addition, Luogang Business Association and Yijing Investment have agreed not to share any profit and loss of LuoAo Real Estate Development during the property construction.

35. 撥備(續)

- (b) 於二零一三年八月八日，本公司與蘿崗經濟聯合社及頤境投資訂立一份協議(「協議」)，以註冊資本人民幣100,000,000元成立「蘿奧房地產開發」，從事物業開發。

根據協議，本集團向蘿奧房地產開發注入人民幣60,000,000元，並於注資完成之後持有蘿奧房地產開發60%股權，而蘿崗經濟聯合社及頤境投資各自則分別注入人民幣20,000,000元且彼等各自分別持有蘿奧房地產開發20%股權。此外，本集團、蘿崗經濟聯合社及頤境投資協定，於蘿奧房地產開發完成物業項目之後，本集團須將已竣工物業之40%轉讓予蘿崗經濟聯合社及頤境投資，作為回報，蘿崗經濟聯合社及頤境投資須撥付部分土地代價人民幣926,350,000元。本集團負責就資助此物業項目提供資金，並且本集團全權負責項目管理。蘿崗經濟聯合社及頤境投資不會參與該物業項目日常營運及管理。此外，蘿崗經濟聯合社及頤境投資已同意於物業建設期內不會分享蘿奧房地產開發的任何利潤及虧損。

Notes to the Consolidated Financial Statements (continued)

綜合財務報表附註(續)

For the year ended 31 December 2016 截至二零一六年十二月三十一日止年度

35. Provisions (continued)

(b) (continued)

Luo Ao Real Estate Development is accounted for as wholly owned subsidiary of the Group and Luogang Business Association and Yijing Investment have provided part of the land consideration at RMB926,350,000 to the Group to develop the property project in return to have 40% completed properties. Accordingly, the potential development expenditure and other attributable expenses for the development of properties to be incurred to complete the development of the 40% completed properties to be delivered to Luogang Business Association and Yijing Investment is accounted for as provision of the Group in respect of the cost of the land.

At 31 December 2016, the Group had received the pre-sale proceeds on behalf of Yijing Investment, which was recorded as other payables amounting RMB136,192,000 (2015: RMB121,209,000). During the year ended 31 December 2016, certain portion of property project has been completed, and the Group delivered completed properties of RMB32,978,000 and RMB162,702,000 to Luogang Business Association and Yijing Investment, respectively.

35. 撥備(續)

(b) (續)

蘿奧房地產開發入賬列為本集團全資附屬公司，而蘿崗經濟聯合社及頤境投資已向本集團提供部分土地代價人民幣926,350,000元以開發物業項目，以換取40%已完成物業。據此，完成開發將向蘿崗經濟聯合社及頤境投資交付之40%已完成物業所產生開發物業的開發支出及其他相關費用之潛在金額入賬列為本集團有關土地成本之撥備。

於二零一六年十二月三十一日，本集團已代頤境投資收取預售所得款項，入賬列作其他應付款項，金額為人民幣136,192,000元(二零一五年：人民幣121,209,000元)。於截至二零一六年十二月三十一日止年度，物業項目若干部分已竣工，而本集團向蘿崗經濟聯合社及頤境投資分別交付已竣工物業人民幣32,978,000元及人民幣162,702,000元。

Notes to the Consolidated Financial Statements (continued)

綜合財務報表附註(續)

For the year ended 31 December 2016 截至二零一六年十二月三十一日止年度

35. Provisions (continued)

- (c) On 28 February 2014, the Company entered into an agreement (the "Agreement") with two independent parties, Mr. Zhong Jiawen and Mr. Zhong Binghong. According to the Agreement, the Group injected cash of RMB10,408,000 in 廣州尚水酒業有限公司 (the "Guangzhou Shangshui"), an entity established in the PRC which principally engaged in the property development. The Group held 51% equity interest in Guangzhou Shangshui after the completion of capital injection while the two independent parties held 49% equity interest in the Guangzhou Shangshui. In addition, the Group, two independent parties agreed that after the completion of the development of property project by Guangzhou Shangshui, the Group has to transfer 50% of completed properties to the two independent parties in return the two independent parties have to contribute part of the land consideration at RMB207,356,800. The Group is responsible for providing funding to finance this property project and the project management is wholly responsible by the Group. The two independent parties will not be involved in daily operation and management of this property project. In addition, two independent parties have agreed not to share any profit and loss of Guangzhou Shangshui during the property construction.

Guangzhou Shangshui is accounted for as a wholly owned subsidiary of the Group and the two independent parties has provided part of the land consideration at RMB207,356,800 to the Group to develop the property project in return to have 50% of completed properties. Accordingly, the potential development expenditure and other attributable expenses for the development of properties to be incurred to complete the development of the 50% of completed properties of the property project to be delivered to the two independent parties is accounted for as provision of the Group in respect of the land cost contributed by two independent parties.

35. 撥備(續)

- (c) 於二零一四年二月二十八日，本公司與兩名獨立人士鍾加文先生及鍾炳洪先生訂立一份協議(「協議」)。根據協議，本集團向廣州尚水酒業有限公司(「廣州尚水」)注資現金人民幣10,408,000元，廣州尚水為於中國成立的實體，主要從事物業發展。注資完成後，本集團持有廣州尚水的51%股權，而兩名獨立人士則持有廣州尚水的49%股權。此外，本集團與兩名獨立人士同意，於廣州尚水完成物業發展後，本集團須向兩名獨立人士轉讓50%已竣工物業，以取得兩名獨立人士提供部分土地，代價為人民幣207,356,800元。本集團須負責提供資金以供該物業項目所用，並全力負責項目管理。該兩名獨立人士將不會參與該物業項目的日常運作及管理。此外，於物業建設期間，兩名獨立人士已同意不會分佔廣州尚水的任何溢利及虧損。

廣州尚水列為本集團旗下的全資附屬公司，而兩名獨立人士已向本集團提供部分土地以供發展物業項目，代價為人民幣207,356,800元，藉以取得50%已竣工物業。據此，就完成發展將交付予兩名獨立人士的50%已竣工物業項目的物業將產生的物業發展潛在發展開支及其他應佔開支乃列作本集團就兩名獨立人士所注入的土地成本所作撥備。

Notes to the Consolidated Financial Statements (continued)

綜合財務報表附註(續)

For the year ended 31 December 2016 截至二零一六年十二月三十一日止年度

36. Loans From Non-Controlling Shareholders of Subsidiaries

The balance represents loans from non-controlling shareholders of subsidiaries, details are set out below:

- (a) Loan of RMB885,300,000 provided by 四川信託有限公司 to 成都宜華置業有限公司 Chengdu Yihua Property Company Limited (“Yihua Property”), which is secured by the Group’s properties for sale and investment properties, carrying interest at rate of 10.09% per annum and will mature on 12 May 2022;
- (b) Loan of RMB252,100,000 provided by 四川信託有限公司 to 安徽勤聯房地產開發有限公司 Anhui Qinlian Property Company Limited (“Anhui Qinlian”), which is secured by the Group’s properties for sale, carrying interest at rate of 12.5% per annum and will mature on 8 March 2018; and
- (c) Loan of RMB50,000,000 provided by 華泰證券(上海)資產管理有限公司 to 深圳市泰富華瀾灣置業有限公司 ShenZhen Taifuhua Lanwan Property Company Limited (“Lanwan Property”), which is secured by the Group’s properties for sale, carrying interest at rate of 6.5% per annum and will mature on 16 June 2019.

37. Senior Notes and Bonds

2012 Notes and 2013 Notes

On 11 February 2016, the Company redeemed an aggregate principal amount of US\$112,500,000 of 2012 Notes and 2013 Notes, representing the remaining 50% of the principal amount of US\$225,000,000, at a redemption price equal to 106.93750% of the principal amount thereof together with all accrued and unpaid interest.

36. 來自附屬公司非控股股東的貸款

有關餘額指來自附屬公司非控股股東的貸款，詳情載列如下：

- (a) 四川信託有限公司向本集團附屬公司成都宜華置業有限公司(「宜華置業」)提供的貸款人民幣885,300,000元，由本集團的可供銷售物業及投資物業抵押，按每年10.09%的利率計息，並將於二零二二年五月十二日到期；
- (b) 四川信託有限公司向安徽勤聯房地產開發有限公司(「安徽勤聯」)提供的貸款人民幣252,100,000元，由本集團的可供銷售物業抵押，按每年12.5%的利率計息，並將於二零一八年三月八日到期；及
- (c) 華泰證券(上海)資產管理有限公司向深圳市泰富華瀾灣置業有限公司(「瀾灣置業」)提供的貸款人民幣50,000,000元，由本集團的可供銷售物業抵押，按每年6.5%的利率計息，並將於二零一九年六月十六日到期。

37. 優先票據及債券

二零一二年票據及二零一三年票據

於二零一六年二月十一日，本公司贖回二零一二年票據及二零一三年票據的本金總額112,500,000美元(相當於本金額225,000,000美元的餘下50%)，贖回價等於本金額的106.93750%連同所有應計未付利息。

37. Senior Notes and Bonds (continued)**2014 Notes**

On 17 January 2014, the Company issued senior notes in an aggregate principal amount of US\$300,000,000 (the "2014 Notes"). The issue price was 99.254% of the principal amount of the 2014 Notes. 2014 Notes are listed on SEHK. 2014 Notes are:

- (a) carry interest at rate of 11.25% per annum and interest is payable semi-annually on 17 January and 17 July in arrears, and will mature on 17 January 2019, unless redeemed earlier;
- (b) senior in right of payment to any future obligations of the Company expressly subordinated in right of payment to the 2014 Notes;
- (c) rank and will rank at least pari passu in right of payment with all other unsecured, unsubordinated indebtedness of the Company (subject to any priority rights of such subordinated indebtedness pursuant to applicable law);
- (d) guaranteed by subsidiaries of the Company other than those organised under the laws of the PRC ("Guarantors") the on a senior basis, subject to certain limitations; and
- (e) effectively subordinated to all existing and future obligations of subsidiaries of the Company other than Guarantors.

37. 優先票據及債券(續)**二零一四年票據**

於二零一四年一月十七日，本公司發行本金總額為300,000,000美元之優先票據(「二零一四年票據」)。發行價為二零一四年票據本金額之99.254%。二零一四年票據於香港聯交所上市。二零一四年票據為：

- (a) 按年利率11.25%計息及利息於每年一月十七日及七月十七日每半年支付一次，並將於二零一九年一月十七日到期，提早贖回則另作別論；
- (b) 在受償權利上較列明次級二零一四年票據受償的本公司任何未來責任享有優先受償權；
- (c) 至少與本公司所有其他無抵押及非次級債務處於及將處於同等受償地位(惟在適用法律下該等次級債務有任何優先權則另當別論)；
- (d) 由本公司附屬公司(「擔保人」，根據中國法律組織者除外)以優先方式擔保，惟須受該若干限制所規限；及
- (e) 實際次於本公司附屬公司(並非擔保人)的所有現有及未來責任。

Notes to the Consolidated Financial Statements (continued)

綜合財務報表附註(續)

For the year ended 31 December 2016 截至二零一六年十二月三十一日止年度

37. Senior Notes and Bonds (continued)

2014 Notes (continued)

At any time and from time to time on or after 17 January 2017, the Company may redeem the 2014 Notes, in whole or in part, at a redemption price equal to the percentage of the principal amount of the 2014 Notes redeemed set forth below plus accrued and unpaid interest (if any) to (but not including) the redemption date, if redeemed during the twelve month period beginning on 17 January of each year at the price set forth below:

Period	期間	Redemption Price 贖回價
2017	二零一七年	105.6250%
2018 and thereafter	二零一八年及其後	102.8125%

At any time prior to 17 January 2017, the Company will be entitled at its option to redeem the 2014 Notes in whole but not in part, at a redemption price equal to 100% of the principal amount of the 2014 Notes redeemed plus the applicable premium as defined in the offering memorandum of the Company dated 10 January 2014 ("Applicable Premium") as of, and accrued and unpaid interest, if any, to (but not including) the redemption date.

37. 優先票據及債券(續)

二零一四年票據(續)

本公司可選擇於二零一七年一月十七日或之後隨時及不時按下文載列的贖回價(相等於二零一四年票據本金額的百分比)另加截至贖回日期(但不包括該日)應計及未付的利息(如有)(倘於各年度一月十七日開始的十二個月期間內按下文載列的價格贖回),全部或部分贖回二零一四年票據:

本公司有權可選擇於二零一七年一月十七日前,按相等於二零一四年票據本金額100%的贖回價另加截至贖回日期(但不包括該日)的適用溢價(按本公司日期為二零一四年一月十日的發售備忘錄所界定)(「適用溢價」)及截至贖回日期的應計及未付的利息(如有),全部而非部分贖回二零一四年票據。

Notes to the Consolidated Financial Statements (continued)

綜合財務報表附註(續)

For the year ended 31 December 2016 截至二零一六年十二月三十一日止年度

37. Senior Notes and Bonds (continued)

2014 Notes (continued)

Applicable Premium is the greater of (a) 1% of the principal amount of the 2014 Notes and (b) the excess of (A) the present value at such redemption date of the redemption price of such 2014 Notes on 17 January 2017, plus all required remaining scheduled interest payments due on the 2014 Notes through 17 January 2017 (but excluding accrued and unpaid interest to the redemption date), computed using a discount rate equal to comparable treasury price in United States plus 100 basis points, over (B) the principal amount of the 2014 Notes on such redemption date.

At any time and from time to time prior to 17 January 2017, the Company may redeem up to 35% of the aggregate principal amount of the 2014 Notes at a redemption price of 111.25% of the principal amount of the 2014 Notes redeemed, plus accrued and unpaid interest, if any, to (but not including) the redemption date.

2015 Private Notes

On 31 May 2016, the Company redeemed an aggregate principal amount of US\$100,000,000 of 2015 Private Notes, representing 100% of principal amount of US\$100,000,000, at a redemption price equal to 102.95% of the principal amount thereof together with all accrued and unpaid interest.

37. 優先票據及債券(續)

二零一四年票據(續)

適用溢價為(a)二零一四年票據本金額之1%及(b)(A)二零一四年票據於二零一七年一月十七日的贖回價於該贖回日期之現值,另加直至二零一七年一月十七日的二零一四年票據所有到期之餘下規定利息(惟不包括直至該贖回日期之應計及未付利息),按相等於可比較美國國債價格之貼現率另加100個基點計算,超過(B)於該贖回日期之二零一四年票據本金額之較高者。

本公司可於任何時間及於二零一七年一月十七日前不時按贖回價(即已贖回二零一四年票據本金額的111.25%)贖回二零一四年票據本金總額最多35%,另加截至贖回日期(但不包括該日)的應計及未付利息(如有)。

二零一五年私募票據

於二零一六年五月三十一日,本公司贖回二零一五年私募票據的本金總額100,000,000美元(相當於本金額100,000,000美元的100%),贖回價等於本金額的102.95%連同所有應計未付利息。

Notes to the Consolidated Financial Statements (continued)

綜合財務報表附註(續)

For the year ended 31 December 2016 截至二零一六年十二月三十一日止年度

37. Senior Notes and Bonds (continued)

2015 Notes

On 26 May 2015, the Company issued senior notes in an aggregate principal amount of US\$250,000,000 (the "2015 Notes"). 2015 Notes are listed on the Singapore Exchange Securities Trading Limited ("SGX"). The 2015 Notes are:

- (a) carry interest at rate of 10.875% per annum and interest is payable semi-annually on 26 May and 26 November of each year, commencing from 26 November 2015 and will mature on 26 May 2018, unless redeemed earlier;
- (b) senior in right of payment to any future obligations of the Company expressly subordinated in right of payment to the 2015 Notes;
- (c) rank and will rank at least pari passu in right of payment with all other unsecured, unsubordinated indebtedness of the Company (subject to any priority rights of such subordinated indebtedness pursuant to applicable law);
- (d) guaranteed by subsidiaries of the Company other than those organised under the laws of the PRC ("Guarantors") the on a senior basis, subject to certain limitations; and
- (e) effectively subordinated to all existing and future obligations of subsidiaries of the Company other than Guarantors.

At any time and from time to time prior to 26 May 2018, the Company may redeem up to 35% of the 2015 Notes, at a redemption price of 110.875% of their principal amount, plus accrued and unpaid interest, if any, to (but not including) the redemption date.

37. 優先票據及債券(續)

二零一五年票據

於二零一五年五月二十六日，本公司發行本金額為250,000,000美元之優先票據(「二零一五年票據」)。二零一五年票據於新加坡交易所(「新交所」)上市。二零一五年票據為：

- (a) 按年利率10.875%計息及利息於每年五月二十六日及十一月二十六日每半年支付一次，並將於二零一五年十一月二十六日開始及將於二零一八年五月二十六日到期，提早贖回則另作別論；
- (b) 在受償權利上較列明次級二零一五年票據受償的本公司任何未來責任享有優先受償權；
- (c) 至少與本公司所有其他無抵押及非次級債務處於及將處於同等受償地位(惟在適用法律下該等次級債務有任何優先權則另當別論)；
- (d) 由本公司附屬公司(「擔保人」，根據中國法律組織者除外)以優先方式擔保，惟須受該若干限制所規限；及
- (e) 實際次於本公司附屬公司(並非擔保人)的所有現有及未來責任。

於二零一八年五月二十六日之前隨時及不時，本公司可按其本金額110.875%的贖回價加直至贖回日期(但不包括該日)累計及未付利息(如有)贖回最多35%的二零一五年票據。

37. Senior Notes and Bonds (continued)

2015 Notes (continued)

At any time prior to 26 May 2018, the Company may at its option to redeem the 2015 Notes, in whole but not in part, at a redemption price equal to 100% of the principal amount of the 2015 Notes plus the applicable premium as defined in the offering memorandum of the Company dated 18 May 2015 ("Applicable Premium") as of, and accrued and unpaid interest, if any, to (but not including) the redemption date.

"Applicable Premium" is the greater of (i) 1% of the principal amount of the 2015 Notes and (ii) the excess of (A) the present value at such redemption date of the redemption price of the 2015 Notes on 26 May 2018, plus all required remaining scheduled interest payments due on the 2015 Notes through May 26, 2018 (but excluding accrued and unpaid interest to the redemption date), computed using a discount rate equal to the comparable treasury rate plus 100 basis points, over (B) the principal amount of the 2015 Notes on the redemption date.

2015 Listed Corporate Bonds

On 31 July 2015, Aoyuan Group issued domestic corporate bonds in an aggregate principal of RMB2,400,000,000 (the "2015 Listed Corporate Bonds"). The issue price was 100.00% of the principal amount of 2015 Listed Corporate Bonds.

2015 Listed Corporate Bonds are listed on the Shanghai Stock Exchange (the "SSE"), which are unsecured, carry interest at rate of 5.8% per annum and interest is payable annually on 30 July 2015 in arrears. 2015 Listed Corporate Bonds will mature on 29 July 2018.

37. 優先票據及債券(續)

二零一五年票據(續)

本公司有權可選擇於二零一八年五月二十六日前，按相等於二零一五年票據本金額100%的贖回價另加截至贖回日期(但不包括該日)的適用溢價(按本公司日期為二零一五年五月十八日的發售備忘錄所界定)〔適用溢價〕及截至贖回日期的應計及未付的利息(如有)，全部而非部分贖回二零一五年票據。

〔適用溢價〕為(i)二零一五年票據本金額之1%及(ii)(A)二零一五年票據於二零一八年五月二十六日的贖回價於該贖回日期之現值，另加直至二零一八年五月二十六日的二零一五年票據所有到期之餘下規定利息(惟不包括直至該贖回日期之應計及未付利息)，按相等於可比較美國國債價格之利率另加100個基點計算，超逾(B)於贖回日期之二零一五年票據本金額之較高者。

二零一五年上市公司債券

於二零一五年七月三十一日，奧園集團發行本金總額為人民幣2,400,000,000元之境內公司債券〔二零一五年上市公司債券〕。發行價為二零一五年上市公司債券本金額之100.00%。

二零一五年上市公司債券於上海證券交易所〔上交所〕上市。二零一五年上市公司債券無抵押、按5.8%之年利率計息且利息須在每年期末於二零一五年七月三十日支付。二零一五年上市公司債券將於二零一八年七月二十九日到期。

Notes to the Consolidated Financial Statements (continued)

綜合財務報表附註(續)

For the year ended 31 December 2016 截至二零一六年十二月三十一日止年度

37. Senior Notes and Bonds (continued)

2015 Private Corporate Bonds

On 23 October 2015, Aoyuan Group issued domestic corporate bonds of RMB1,500,000,000 with a term of three years (the "2015 Private Corporate Bonds"). 2015 Private Corporate Bonds are guaranteed by the Company, carry interest at rate of 7.8% per annum and interest is payable annually, commencing 21 October 2015. The 2015 Private Corporate Bonds will mature on 20 October 2018 unless the bonds holders sell back the bonds to Aoyuan Group earlier as below mentioned.

Aoyuan Group is entitled to adjust upwards to the interest rate on 20 September 2017, 20 days of trading prior to the second interest repayment date. Upon the adjustment, bonds holders may at their options ("Put options") to sell back 2015 Private Corporate Bonds to Aoyuan Group in whole or in part at face value of their principal amount within three days of trading from 20 September 2017.

2016 Private Corporate Bonds

On 4 February 2016 and 14 October 2016, Aoyuan Group issued domestic corporate bonds of RMB500,000,000 and RMB1,500,000,000 with a term of four years, respectively. 2016 Private Corporate Bonds are guaranteed by the Company, carrying interest at rate of 7.9% and 5.88% per annum and interest is payable annually, commencing 4 February 2017 and 14 October 2017, respectively.

Corporate Bonds will mature on 3 February 2020 and 13 October 2019 unless the bonds holders sell back the bonds to Aoyuan Group earlier.

Aoyuan Group is entitled to adjust upwards to the interest rate on 17 January 2018 and 10 September 2018, 20 days of trading prior to the second interest repayment date. Upon the adjustment, bonds holders may at their options ("Put options") to sell back 2016 Private Corporate Bonds to Aoyuan Group in whole or in part at face value of their principal amount within three days of trading from 17 January 2018 and 10 September 2018, respectively.

37. 優先票據及債券(續)

二零一五年私募公司債券

於二零一五年十月二十三日，奧園集團發行人民幣1,500,000,000元三年期境內公司債券(「二零一五年私募公司債券」)。二零一五年私募公司債券由本公司提供擔保，按7.8%之年利率計息，且自二零一五年十月二十一日起每年須支付利息。除非債券持有人提早將債券售回予奧園集團(如下文所述)，否則二零一五年私募公司債券將於二零一八年十月二十日到期。

奧園集團有權於二零一七年九月二十日(第二個利息償還日前20個交易日)向上調整利率。於作出調整後，在自二零一七年九月二十日起計三個交易日內，債券持有人可按照期權(「賣出期權」)按本金額面值將二零一五年私募公司債券全部或部分售回予奧園集團。

二零一六年私募公司債券

於二零一六年二月四日及二零一六年十月十四日，奧園集團分別發行人民幣500,000,000元及人民幣1,500,000,000元的國內公司債券，期限為四年。二零一六年私募公司債券由本公司提供擔保，分別按7.9%及5.88%之年利率計息，且分別自二零一七年二月四日及二零一七年十月十四日起每年須支付利息。

除非債券持有人提早將債券售回予奧園集團，否則公司債券將分別於二零二零年二月三日及二零一九年十月十三日到期。

奧園集團有權分別於二零一八年一月十七日及二零一八年九月十日(第二個利息償還日前20日)向上調整利率。當作出調整後，分別自二零一八年一月十七日及二零一八年九月十日起計三個交易日內，債券持有人可按照期權(「賣出期權」)按本金額面值將二零一六年私募公司債券全部或部分售回予奧園集團。

37. Senior Notes and Bonds (continued)**2016 Notes**

On 25 April 2016, the Company issued senior notes in an aggregate principal amount of US\$250,000,000. 2016 Notes are listed on the SGX. The 2016 Notes are:

- (a) secured, carry interest at rate of 6.525% per annum and interest is payable semi-annually on 25 April and 25 October of each year, commencing 25 October 2016 and will mature on 25 April 2019, unless redeemed earlier;
- (b) senior in right of payment to any future obligations of the Company expressly subordinated in right of payment to the 2016 Notes;
- (c) rank and will rank at least pari passu in right of payment with all other unsecured, unsubordinated indebtedness of the Company (subject to any priority rights of such subordinated indebtedness pursuant to applicable law);
- (d) guaranteed by subsidiaries of the Company other than those organised under the laws of the PRC ("Guarantors") the on a senior basis, subject to certain limitations; and
- (e) effectively subordinated to all existing and future obligations of subsidiaries of the Company other than Guarantors.

At any time and from time to time prior to 25 April 2019, the Company may redeem up to 35% of the 2016 Notes, at a redemption price of 106.525% of their principal amount, plus accrued and unpaid interest, if any, to (but not including) the redemption date.

37. 優先票據及債券(續)**二零一六年票據**

於二零一六年四月二十五日，本公司發行本金額為250,000,000美元之優先票據。二零一六年票據於新交所上市。二零一六年票據為：

- (a) 有抵押，按年利率6.525%計息及利息於每年四月二十五日及十月二十五日每半年支付一次，自二零一六年十月二十五日開始及將於二零一九年四月二十五日到期，提早贖回則另作別論；
- (b) 在受償權利上較列明次級二零一六年票據受償的本公司任何未來責任享有優先受償權；
- (c) 至少與本公司所有其他無抵押及非次級債務處於及將處於同等受償地位（惟在適用法律下該等次級債務有任何優先權則另當別論）；
- (d) 由本公司附屬公司（「擔保人」，根據中國法律組織者除外）以優先方式擔保，惟須受該若干限制所規限；及
- (e) 實際次於本公司附屬公司（並非擔保人）的所有現有及未來責任。

於二零一九年四月二十五日之前隨時及不時，本公司可按其本金額106.525%的贖回價加直至贖回日期（但不包括該日）累計及未付利息（如有）贖回最多35%的二零一六年票據。

37. Senior Notes and Bonds (continued)

2016 Notes (continued)

At any time prior to 25 April 2019, the Company may at its option redeem the 2016 Notes, in whole but not in part, at a redemption price equal to 100% of the principal amount of the 2016 Notes plus the applicable premium as defined in the offering memorandum of the Company dated 18 April 2016 ("Applicable Premium") as of, and accrued and unpaid interest, if any, to (but not including) the redemption date.

"Applicable Premium" is the greater of (i) 1% of the principal amount of the 2016 Notes and (ii) the excess of (A) the present value at such redemption date of the redemption price of the 2016 Notes on 25 April 2019, plus all required remaining scheduled interest payments due on such 2016 Note through 25 April 2019 (but excluding accrued and unpaid interest to the redemption date), computed using a discount rate equal to the comparable treasury rate plus 100 basis points, over (B) the principal amount of the 2016 Notes on the redemption date.

The 2014 Notes, 2015 Notes, 2015 Private Corporate Bonds, 2016 Private Corporate Bonds and 2016 Notes are all contained a liability component and the early redemption options or put options:

- (a) Liability component represents the present value of the contractually determined stream of future cash flows discounted at the prevailing market interest rate at that time applicable to instruments of comparable credit status and providing substantially the same cash flows, on the same terms, but without the embedded derivatives.

37. 優先票據及債券(續)

二零一六年票據(續)

本公司有權可選擇於二零一九年四月二十五日前，按相等於二零一六年票據本金額100%的贖回價另加截至贖回日期(但不包括該日)的適用溢價(按本公司日期為二零一六年四月十八日的發售備忘錄所界定)〔適用溢價〕及截至贖回日期的應計及未付的利息(如有)，全部而非部分贖回二零一六年票據。

〔適用溢價〕為(i)二零一六年票據本金額之1%及(ii)(A)二零一六年票據於二零一九年四月二十五日的贖回價於該贖回日期之現值，另加直至二零一九年四月二十五日的二零一六年票據所有到期之餘下規定利息(惟不包括直至該贖回日期之應計及未付利息)，按相等於可比較美國國債價格之利率另加100個基點計算，超逾(B)於贖回日期之二零一六年票據本金額之較高者。

二零一四年票據、二零一五年票據、二零一五年私募公司債券、二零一六年私募公司債券及二零一六年票據均含有負債部分和上述的提早贖回權或賣出期權：

- (a) 負債部分為將合約約定的未來現金流量，按照具有類似信用評級且提供大致上相同現金流量但不包含嵌入衍生工具的債務工具的當時適用市場利率進行折現確定。

Notes to the Consolidated Financial Statements (continued)

綜合財務報表附註(續)

For the year ended 31 December 2016 截至二零一六年十二月三十一日止年度

37. Senior Notes and Bonds (continued)

2016 Notes (continued)

The interest charged for the year is calculated by applying an effective interest rate of approximately 11.93%, 11.96%, 6.23%, 8.10%, 7.87%, 6.06% and 7.26% per annum to the liability component respectively since the 2014 Notes, 2015 Notes, 2015 Listed Corporate Bonds, 2015 Private Corporate Bonds, 2016 Private Corporate Bonds and 2016 Notes were issued.

37. 優先票據及債券(續)

二零一六年票據(續)

年內利息以負債部分自二零一四年票據、二零一五年票據、二零一五年上市公司債券、二零一五年私募公司債券、二零一六年私募公司債券及二零一六年票據發行以來分別按實際年利率約11.93%、11.96%、6.23%、8.10%、7.87%、6.06%及7.26%計算。

		2016 二零一六年 RMB'000 人民幣千元	2015 二零一五年 RMB'000 人民幣千元
Analysed for reporting purpose as:	就報告目的分析如下：		
Current liabilities	流動負債	1,508,498	–
Non-current liabilities	非流動負債	10,079,171	8,924,378
		11,587,669	8,924,378

The movement of the liability component in above Notes and Corporate Bonds during the year is set out below:

上述票據及公司債券負債部分的年內變動如下：

		2016 二零一六年 RMB'000 人民幣千元	2015 二零一五年 RMB'000 人民幣千元
Carrying amount as at 1 January	於一月一日賬面值	8,924,378	3,256,986
Proceeds received	已收所得款項	3,575,488	5,929,955
Exchange loss	匯兌虧損	318,948	278,601
Interest expenses	利息開支	942,256	753,432
Interest paid to notes holder	已付票據持有人利息	(757,438)	(526,246)
Redemptions of 2012 Notes, 2013 Notes and 2015 Private Notes	贖回二零一二年票據、二零一三年票據及二零一五年私募票據	(1,415,963)	(768,350)
Carrying amount as at 31 December	於十二月三十一日賬面值	11,587,669	8,924,378

Notes to the Consolidated Financial Statements (continued)

綜合財務報表附註(續)

For the year ended 31 December 2016 截至二零一六年十二月三十一日止年度

37. Senior Notes and Bonds (continued)

- (b) Early redemption options are regarded as embedded derivatives not closely related to the host contract. The executive directors consider that the fair value of the above early redemption options is insignificant at initial recognition date, 31 December 2015 and 31 December 2016.
- (c) Put options held by the bond holders are regarded as an embedded derivative closely related to the economic characteristics and risks of the host contract, therefore, the written put options are not separated from liability component.

The fair value of above Notes and Corporate Bonds as at 31 December are set out below:

37. 優先票據及債券(續)

- (b) 提早贖回權視為並非與主合約有密切關係的嵌入衍生工具。執行董事認為上述提早贖回權於初始確認時以及於二零一五年十二月三十一日及二零一六年十二月三十一日的公平值不重大。
- (c) 債券持有人所持有的賣出期權視為與主合約的經濟特點及風險有密切關係的嵌入衍生工具，因此，書面賣出期權並未與負債部分分開。

上述票據及公司債券於十二月三十一日之公平值列示如下：

		2016 二零一六年 RMB'000 人民幣千元	2015 二零一五年 RMB'000 人民幣千元
2012 Notes and 2013 Notes	二零一二年票據及二零一三年票據	-	779,841
2014 Notes	二零一四年票據	2,205,966	2,062,530
2015 Private Notes	二零一五年私募票據	-	657,867
2015 Notes	二零一五年票據	1,868,654	1,698,482
2015 Listed Corporate Bonds	二零一五年上市公司債券	2,431,200	2,464,800
2015 Private Corporate Bonds	二零一五年私募公司債券	1,549,610	1,511,670
2016 Private Corporate Bonds	二零一六年私募公司債券	2,027,900	-
2016 Notes	二零一六年票據	1,751,593	-
		11,834,923	9,175,190

Notes to the Consolidated Financial Statements (continued)

綜合財務報表附註(續)

For the year ended 31 December 2016 截至二零一六年十二月三十一日止年度

37. Senior Notes and Bonds (continued)

Fair value of 2012 Notes, 2013 Notes, 2014 Notes, 2015 Notes, 2015 Listed Corporate Bonds and 2016 Notes are calculated by using the quoted price based on relevant stock exchanges at the end of the reporting period (or the nearest day of trading). Fair value of 2015 Private Notes, 2015 Private Corporate Bonds and 2016 Private Corporate Bonds are determined by reference to valuations carried out by Duff & Phelps (H.K.) Holdings Limited, a qualified external valuer. The corresponding fair value are calculated by using Binomial model. The variables and assumptions used in computing the fair value are based on the executive director's best estimate.

37. 優先票據及債券(續)

二零一二年票據、二零一三年票據、二零一四年票據、二零一五年票據、二零一五年上市公司債券及二零一六年票據的公平值乃按於報告日末(或最近交易日)基於相關證券交易所的報價計算。二零一五年私募票據、二零一五年私募基金債券及二零一六年私募基金債券的公平值經參考合資格外部估值師Duff & Phelps (H.K.) Holdings Limited進行之估值釐定。相應公平值採用二項式模式計算。計算公平值時使用的變量及假設乃根據執行董事之最佳估計。

38. Share Capital of the Company

38. 本公司股本

		Number of shares 股份數目	Amount 金額 HK\$'000 千港元
Ordinary shares of HK\$0.01 each	每股面值0.01港元的普通股		
Authorised:	法定：		
At 1 January 2015, 31 December 2015 and 31 December 2016	於二零一五年一月一日、 二零一五年十二月三十一日及 二零一六年十二月三十一日	100,000,000,000	1,000,000
Issued and fully paid:	已發行及繳足：		
At 1 January 2015 and 31 December 2015	於二零一五年一月一日及 二零一五年十二月三十一日	2,783,845,354	27,838
Shares repurchased and cancelled	已購回及註銷股份	(112,274,000)	(1,123)
At 31 December 2016	於二零一六年十二月三十一日	2,671,571,354	26,715
		2016 二零一六年 RMB'000 人民幣千元	2015 二零一五年 RMB'000 人民幣千元
Shown in the consolidated financial statements as	於綜合財務報表呈列	25,292	26,355

Notes to the Consolidated Financial Statements (continued)

綜合財務報表附註(續)

For the year ended 31 December 2016 截至二零一六年十二月三十一日止年度

38. Share Capital of the Company (continued)

During the year ended 31 December 2016, pursuant to the general mandate given to the executive directors of the Company, the Company repurchased its own shares through the Stock Exchange of Hong Kong Limited as follows:

Month of repurchase 購回月份	No. of ordinary shares of HK\$0.01 each of the Company 本公司每股面值 0.01 港元的普通股數目	Price per share 每股價格		Aggregate consideration paid 已付總代價 HK\$'000 千港元	
		Highest 最高 HK\$ 港元	Lowest 最低 HK\$ 港元		
For the year ended 31 December 2016	截至二零一六年十二月 三十一日止年度				
- May 2016	—二零一六年五月	48,475,000	1.70	1.54	79,362
- June 2016	—二零一六年六月	34,483,000	1.70	1.50	56,086
- August 2016	—二零一六年八月	8,486,000	1.79	1.71	14,852
- September 2016	—二零一六年九月	8,305,000	1.86	1.75	15,100
- October 2016	—二零一六年十月	10,523,000	1.87	1.76	19,126
- November 2016	—二零一六年十一月	2,002,000	1.86	1.82	3,696
		<u>112,274,000</u>			<u>188,222</u>

During the year ended 31 December 2016, a total of 112,274,000 shares were repurchased and cancelled. Nominal value of HK\$1,123,000 (2015: nil) (equivalent to RMB1,063,000 (2015: nil)) of the shares cancelled was credited to capital redemption reserve, and the premium paid and the related costs incurred for the repurchase of HK\$187,099,000 (2015: nil) (equivalent to RMB159,013,000 (2015: nil)) was charged against share premium of the Company.

None of the Company's subsidiaries purchased, sold or redeemed any of the Company's listed securities during the year.

38. 本公司股本(續)

於截至二零一六年十二月三十一日止年度，根據授予本公司執行董事的一般授權，本公司透過香港聯合交易所有限公司購回以下自身股份：

於截至二零一六年十二月三十一日止年度，合共 112,274,000 股股份被購回及註銷。所註銷股份的面值 1,123,000 港元(二零一五年：無)(相等於人民幣 1,063,000 元(二零一五年：無))計入資本贖回儲備，就購回支付的溢價及產生的相關成本 187,099,000 港元(二零一五年：無)(相等於人民幣 159,013,000 元(二零一五年：無))從本公司的股份溢價中扣除。

於年內，本公司附屬公司概無購買、出售或贖回本公司上市證券。

39. Capital Risk Management

The Group manages its capital to ensure that entities in the Group will be able to continue as a going concern while maximising the return to shareholders through the optimisation of the debt and equity balance. The Group's overall strategy remains unchanged from prior year.

The capital structure of the Group consists of net debt, which includes bank and other borrowings disclosed in note 34, loans from non-controlling shareholders of subsidiaries in note 36, senior notes and bonds disclosed in note 37, net of cash and cash equivalents and restricted bank deposits, and equity attributable to owners of the Company, comprising share capital, reserves and retained profits.

The management of the Company review the capital structure periodically. As part of this review, the management of the Company assess budgets of major property projects taking into account of the provision of fundings. Based on the operating budgets, the executive directors of the Company consider the cost of capital and the risks associated with each class of capital and balance its overall capital structure through the payment of dividends, new share issues and share buy-back as well as the issue of new debts or the redemption of existing debts.

39. 資本風險管理

本集團管理其資本，以確保本集團內各實體將能夠以持續經營方式營運，同時亦透過達致債務與股本結餘之間最佳的平衡而為股東爭取最大回報。自上年以來，本集團的整體策略維持不變。

本集團之資本結構包括負債淨額(包括附註34所披露銀行及其他借款、附註36來自附屬公司非控股股東的貸款、附註37所披露優先票據及債券)，扣除現金及現金等價物及受限制銀行存款，以及本公司股權持有人應佔權益(包括股本、儲備及保留溢利)。

本公司管理層定期檢討資本結構。作為此項審閱之一部分，本公司管理層評估大型項目之預算，並考慮所獲得之資金。本公司執行董事根據營運預算，考慮資本成本及與各類別資本有關之風險，以及藉支付股息、發行新股及股份回購、發行新債或贖回現有債務平衡整體之資本架構。

Notes to the Consolidated Financial Statements (continued)

綜合財務報表附註(續)

For the year ended 31 December 2016 截至二零一六年十二月三十一日止年度

40. Financial Instruments

(a) Categories of financial instruments

		2016 二零一六年 RMB'000 人民幣千元	2015 二零一五年 RMB'000 人民幣千元
Financial assets	金融資產		
Loans and receivables (including cash and cash equivalents)	貸款及應收款項 (包括現金及現金等價物)	14,131,183	12,265,434
Available-for-sale investments	可供出售投資	9,707	75,000
Derivative financial instruments	衍生金融工具	142,402	-
Financial liabilities	金融負債		
Amortised cost	攤銷成本	26,392,261	23,007,065

(b) Financial risk management objectives and policies

The Group's major financial instruments include AFS investments, deposits paid for acquisitions of subsidiaries, derivative financial instruments, trade and other receivables, amounts due from non-controlling shareholders of subsidiaries, related parties and joint ventures, restricted bank deposits, bank balances and cash, trade and other payables, amounts due to non-controlling shareholders of subsidiaries and joint ventures, bank and other borrowings, senior notes and bonds and loans from non-controlling shareholders of subsidiaries. Details of these financial instruments are disclosed in respective notes. The risks associated with these financial instruments include market risk (interest rate risk, foreign currency risk and other price risk), credit risk and liquidity risk. The policies on how to mitigate these risks are set out below.

The management manages and monitors these exposures to ensure appropriate measures are implemented on a timely and effective manner.

40. 金融工具

(a) 金融工具類別

		2016 二零一六年 RMB'000 人民幣千元	2015 二零一五年 RMB'000 人民幣千元
Financial assets	金融資產		
Loans and receivables (including cash and cash equivalents)	貸款及應收款項 (包括現金及現金等價物)	14,131,183	12,265,434
Available-for-sale investments	可供出售投資	9,707	75,000
Derivative financial instruments	衍生金融工具	142,402	-
Financial liabilities	金融負債		
Amortised cost	攤銷成本	26,392,261	23,007,065

(b) 財務風險管理目標及政策

本集團主要金融工具包括可供出售投資、收購附屬公司已付訂金、衍生金融工具、貿易及其他應收款、應收附屬公司之非控股股東、關連公司及合營企業款項、受限制銀行存款、銀行結餘及現金、貿易及其他應付款、應付附屬公司之非控股股東及合營企業款項、銀行及其他借款、優先票據及債券及來自附屬公司非控股股東的貸款。此等金融工具詳情於相應附註中披露。與此等金融工具相關的主要風險包括市場風險(包括利率風險、外匯風險及其他價格風險)、信貸風險及流動資金風險。減輕該等風險的政策載列如下。

管理層管理及監察該等風險，以確保及時有效地施行適當措施。

40. Financial Instruments (continued)

(b) Financial risk management objectives and policies (continued)

Market risk

(i) Interest rate risk

The Group is exposed to cash flow interest rate risk related primarily to its variable-rate bank borrowings, restricted bank deposits and bank balances.

The Group is also exposed to fair value interest rate risk related primarily to fixed-rate bank and other borrowings, interest bearing portion of amounts due from joint ventures, loans from non-controlling shareholders of subsidiaries and senior notes and bonds. The Group currently does not enter any interest rate swaps to hedge its exposure to fair value interest rate risk. However, the management will consider hedging significant interest rate exposure should the need arise.

Sensitivity analysis

The sensitivity analysis below has been determined based on the exposure to cash flow interest rate risk for its variable-rate bank borrowings at the end of the reporting period. The restricted bank deposits and bank balances are not included in the sensitivity analysis as the management of the Group considers that the interest rate fluctuation is minimal. The analysis is prepared assuming the variable-rate bank borrowings outstanding at the end of the reporting period were outstanding for the whole year. A 50 (2015: 50) basis points increase or decrease is used when reporting cash flow interest rate risk internally to key management personnel and represents management's assessment of the possible change in interest rate.

40. 金融工具(續)

(b) 財務風險管理目標及政策(續)

市場風險

(i) 利率風險

本集團現金流量利率風險主要與其浮息銀行借款、受限制銀行存款及銀行結餘有關。

本集團的公平值利率風險主要與定息銀行及其他借款、應收合營企業款項之計息部分、來自附屬公司非控股股東的貸款及優先票據及債券有關。本集團目前並無訂立任何利率掉期對沖該等利率風險。然而，管理層於有需要時將考慮對沖重大利率風險。

敏感度分析

以下敏感度分析乃基於報告期末浮息銀行借款之現金流利率風險釐定。受限制銀行存款及銀行結餘由於本集團管理層認為利率波動極小，故不包括於敏感性分析。該分析乃假設於報告期末浮息銀行借款尚未償還且於整個年度尚未償還而編製。向主要管理人員內部匯報現金流利率風險時所採用50(二零一五年：50)基點的增減，代表管理層對利率的潛在變動作出的評估。

40. Financial Instruments (continued)

(b) Financial risk management objectives and policies (continued)

Market risk (continued)

(i) Interest rate risk (continued)

Sensitivity analysis (continued)

If interest rates had been 50 (2015: 50) basis points higher/lower with all other variables were held constant and excluding the effect of capitalisation of interest, the Group's post-tax profit for the year ended 31 December 2016 would decrease/increase by RMB14,972,000 (2015: decrease/increase by RMB13,914,000).

(ii) Foreign currency risk

The Group's transactions were mainly conducted in RMB, the functional currency of the Company and its subsidiaries, and its major receivables and payables are denominated in RMB. The Group is subject to foreign exchange rate risk arising from the assets and liabilities which are denominated in currency other than the functional currency of the relevant group entity. The majority of the Group's foreign currency transactions and balances are denominated in Hong Kong dollars, and United States dollars. During the year ended 31 December 2016, the Group has entered into certain foreign currency forward contracts to keep the net exposure of currency risk to an appropriate level. The management closely monitors foreign currency exposure and will consider hedging significant foreign currency exposure should the need arise.

40. 金融工具(續)

(b) 財務風險管理目標及政策(續)

市場風險(續)

(i) 利率風險(續)

敏感度分析(續)

倘利率上升/下降50(二零一五年:50)基點,而所有其他可變因素均維持不變及不包括利息資本化的影響,則本集團截至二零一六年十二月三十一日止年度之除稅後溢利將減少/增加人民幣14,972,000元(二零一五年:減少/增加人民幣13,914,000元)。

(ii) 外匯風險

本集團之交易主要以本公司及其附屬公司的功能貨幣人民幣進行,其主要應收款項及應付款項均以人民幣列值。本集團承受因以相關集團實體之功能貨幣以外的貨幣列值之資產及負債而產生之匯率風險。本集團之大部分外匯交易及結餘均以港元及美元列值。於截至二零一六年十二月三十一日止年度,本集團訂立若干外匯遠期合約,以將外匯風險淨額維持在適當水平。管理層密切監察外匯風險,並將在有需要時考慮對沖重大外匯風險。

Notes to the Consolidated Financial Statements (continued)

綜合財務報表附註(續)

For the year ended 31 December 2016 截至二零一六年十二月三十一日止年度

40. Financial Instruments (continued)

(b) Financial risk management objectives and policies (continued)

Market risk (continued)

(ii) Foreign currency risk (continued)

The Group's foreign currency denominated monetary assets and monetary liabilities include bank and other borrowings, senior notes and bank balances at the end of respective reporting period and the carrying amounts are as follows:

40. 金融工具(續)

(b) 財務風險管理目標及政策(續)

市場風險(續)

(ii) 外匯風險(續)

本集團於各報告期末以外幣列值的貨幣資產及貨幣負債(包括銀行及其他借款、優先票據及銀行結餘)及賬面值如下:

		2016 二零一六年 RMB'000 人民幣千元	2015 二零一五年 RMB'000 人民幣千元
Assets	資產		
Hong Kong dollars	港元	42,333	126,418
United States dollars	美元	41,260	4,982
Liabilities	負債		
United States dollars	美元	6,753,086	6,221,279

Notes to the Consolidated Financial Statements (continued)

綜合財務報表附註(續)

For the year ended 31 December 2016 截至二零一六年十二月三十一日止年度

40. Financial Instruments (continued)

(b) Financial risk management objectives and policies (continued)

Market risk (continued)

(ii) Foreign currency risk (continued)

Sensitivity analysis

The following table details the Group's sensitivity to a 5% (2015: 5%) increase and decrease in the RMB against the relevant foreign currencies. The sensitivity rates used represents management's assessment of the reasonably possible change in foreign exchange rates. A positive number below indicates an increase in post-tax profit for the year where RMB strengthens 5% (2015: 5%) against the relevant currency. For a 5% (2015: 5%) weakening of RMB against the relevant currency, there would be an equal and opposite impact on the post-tax profit and the balances below would be negative.

40. 金融工具(續)

(b) 財務風險管理目標及政策(續)

市場風險(續)

(ii) 外匯風險(續)

敏感度分析

下表詳述本集團對人民幣兌相關外幣匯率上升及下降5% (二零一五年: 5%) 的敏感度。所採用之敏感度乃代表管理層對匯率的合理潛在變動所作的評估。下列正數反映本年度除稅後溢利在人民幣兌相關外幣匯率上升5% (二零一五年: 5%) 時增加的數目。人民幣兌相關外幣的匯率若下降5% (二零一五年: 5%)，則本年度除稅後溢利將受到等效但相反的影響，而以下結餘將為負值。

		2016 二零一六年 RMB'000 人民幣千元	2015 二零一五年 RMB'000 人民幣千元
Hong Kong Dollars	港元		
Profit for the year	年度溢利	(2,117)	(6,321)
United States dollars	美元		
Profit for the year	年度溢利	335,591	310,815

40. Financial Instruments (continued)

(b) Financial risk management objectives and policies (continued)

Market risk (continued)

(iii) *Other price risk*

The Group was exposed to other price risk arising from the outstanding foreign currency forward contracts with predetermined maturity date. The fair value of these foreign currency forward contracts was calculated using the forward pricing model detailed in note 30.

However, the management considers that the sensitivity analysis is unrepresentative of the inherent market risk as the pricing model used in the fair value valuation of these contracts which involves multiple variables are interdependent and the Company's exposure to fluctuation of the fair value is minimal.

Credit risk

As at 31 December 2016, other than those financial assets whose carrying amounts best represent the maximum exposure to credit risk, the Group's maximum exposure to credit risk which will cause a financial loss to the Group due to failure to discharge an obligation by the counterparties and financial guarantees provided by the Group is arising from the amount of contingent liabilities in relation to financial guarantees provided by the Group as disclosed in note 43.

The concentration of credit risk in respect of trade receivables is minimal as no customers represent more than 5% of the total trade receivables as at 31 December 2016 and 2015.

40. 金融工具(續)

(b) 財務風險管理目標及政策(續)

市場風險(續)

(iii) *其他價格風險*

本集團面臨因預定到期日的未到期外匯遠期合約產生的其他價格風險。外匯遠期合約的公平值使用遠期定價模型計算，詳情載列於附註30。

然而，管理層認為，由於該等合約的公平值評估使用的定價模型涉及多項相互依存的可變因素及本公司面臨的公平值波動風險不屬重大，因此敏感度分析不能反映內在市場風險。

信貸風險

於二零一六年十二月三十一日，賬面值最能反映信貸風險的金融資產除外因對手方未能履行責任及本集團提供之財務擔保而令本集團蒙受財務損失之最高信貸風險乃因附註43所披露與本集團作出之財務擔保有關的或然負債之數額而產生。

於二零一六年及二零一五年十二月三十一日，由於概無客戶佔貿易應收款總額5%以上，故貿易應收款集中信貸風險輕微。

40. Financial Instruments (continued)

(b) Financial risk management objectives and policies (continued)

Credit risk (continued)

In order to minimise the credit risk of debts, the management of the Group has delegated a team responsible for determination of credit limits, credit approvals and other monitoring procedures to ensure that follow-up action is taken to recover overdue debts. In addition, the Group reviews the recoverable amount of each individual debt at the end of the reporting period to ensure that adequate impairment losses are made for irrecoverable amounts. In this regard, the executive directors of the Company consider that the Group's credit risk is significantly reduced.

The credit risk on liquid funds is limited because the counterparties are banks with high credit ratings assigned by international credit-rating agencies or state-owned banks in the PRC.

The Group also exposes to concentration of credit risk in respect of amounts due from non-controlling shareholders of subsidiaries, related parties and joint ventures at the amount of RMB364,823,000 (2015: RMB26,534,000), RMB98,206,000 (2015: RMB221,992,000) and RMB538,359,000 (2015: RMB257,309,000), respectively.

40. 金融工具(續)

(b) 財務風險管理目標及政策(續)

信貸風險(續)

為將債務之信貸風險降至最低，本集團管理層已委派一支團隊專責釐定信貸限額、信貸審批及其他監察程序，以確保可採取跟進措施收回逾期債務。此外，本集團亦於報告期末審閱各項個別債務之可收回金額，確保已就不可收回金額計提足夠的減值虧損。就此而言，本公司執行董事認為，本集團之信貸風險已顯著降低。

由於對手方均為獲得國際評級機構給予高信貸評級的銀行或中國國有銀行，因此流動資金之信貸風險有限。

本集團亦就應收附屬公司之非控股股東款項、應收關連公司款項及應收合營企業款項分別人民幣364,823,000元(二零一五年：人民幣26,534,000元)、人民幣98,206,000元(二零一五年：人民幣221,992,000元)及人民幣538,359,000元(二零一五年：人民幣257,309,000元)而面臨集中信貸風險。

40. Financial Instruments (continued)

(b) Financial risk management objectives and policies (continued)

Liquidity risk

The Group's objective is to maintain a balance between continuity of funding and the flexibility through the use of borrowings. The executive directors of the Company closely monitor the liquidity position and its compliance with lending covenants and expect to have adequate sources of funding to finance the Group's property projects and operations.

The following tables detail the Group's remaining contractual maturity for its non-derivative financial liabilities and foreign currency forward contracts. For non-derivative financial liabilities, the tables have been drawn up based on the undiscounted cash flows of financial liabilities based on the earliest date on which the Group can be required to pay. Specifically, bank and other borrowings with a repayment on demand clause are included in the earliest time band regardless of the probability of the banks choosing to exercise their rights. The maturity dates for other non-derivative financial liabilities are based on the agreed repayment dates. The tables include both interest and principal cash flows. To the extent that interest flows are floating rate, the undiscounted amount is derived from interest rate at the end of the reporting period.

For derivative instruments settle on a net basis, undiscounted net (inflows) and outflows are presented. Whereas they require gross settlement, undiscounted gross (inflows) and outflows on these derivatives are shown in the tables. For foreign currency forward contracts with predetermined exercisable period, the tables have been drawn up based on the assumption that the Group will exercise such contracts on the maturity of the exercisable period.

40. 金融工具(續)

(b) 財務風險管理目標及政策(續)

流動資金風險

本集團之目標乃透過使用借款，維持資金的連續性與靈活性之間的平衡。本公司執行董事密切監測流動資金狀況及其遵守借貸契約，並預期擁有充足的資金來源以為本集團的項目及營運提供資金。

下表詳列本集團非衍生金融負債及外匯遠期合約的剩餘合約到期時間。就非衍生金融負債而言，該表乃以金融負債未貼現現金流量及本集團可能被要求償還的最早日期為基準編製。尤其是，含有須按要求償還條款之銀行及其他借款乃計入最早時間段，而不論銀行是否可能選擇行使彼等之權利。其他非衍生金融負債之到期日分析乃根據預定之償還日期編製。下表已載列利息及本金之現金流量。倘利率為浮息，未貼現金額則於報告期末衍生自利率。

就按淨額基準結算的衍生工具而言，已呈報未貼現(流入)及流出淨額。如需要進行總額結算，則表格中呈報的為該等衍生工具的未貼現(流入)及流出總額。就預定可行使期間的外匯遠期合約而言，表格乃假設本集團將於行使到期時行使該等合約而編製。

Notes to the Consolidated Financial Statements (continued)

綜合財務報表附註(續)

For the year ended 31 December 2016 截至二零一六年十二月三十一日止年度

40. Financial Instruments (continued)

(b) Financial risk management objectives and policies (continued)

Liquidity risk (continued)

Liquidity tables

40. 金融工具(續)

(b) 財務風險管理目標及政策(續)

流動資金風險(續)

流動資金表

		On demand						Total undiscounted cash flow	Total carrying amount	
		Weighted average interest rate	on less than 60 days	61-180 days	181-365 days	1-2 years	2-5 years			Over 5 years
		加權平均利率	按要求或於60日內	61至180日	181至365日	一至兩年	兩至五年	五年以上	合計未貼現現金流量	合計賬面值
		RMB'000	RMB'000	RMB'000	RMB'000	RMB'000	RMB'000	RMB'000	RMB'000	RMB'000
		人民幣千元	人民幣千元	人民幣千元	人民幣千元	人民幣千元	人民幣千元	人民幣千元	人民幣千元	人民幣千元
2016	二零一六年									
Trade and other payables	貿易及其他應付款	-	2,284,973	1,958,548	1,632,123	456,995	195,855	-	6,528,494	6,528,493
Amounts due to joint ventures	應付合營企業款項	-	132,819	-	-	-	-	-	132,819	132,819
Amounts due to non-controlling shareholders of subsidiaries	應付附屬公司非控股股東款項	-	163,098	-	-	-	-	-	163,098	163,098
Bank and other borrowings	銀行及其他借款	6.37%	1,084,286	841,071	1,407,885	2,623,745	1,338,157	11,704	7,306,848	6,792,782
Loans from non-controlling shareholders of subsidiaries	來自附屬公司非控股股東的貸款	11.05%	21,877	43,753	140,440	279,637	147,976	920,198	1,553,881	1,187,400
Senior notes and bonds	優先票據及債券	8.03%	157,524	149,950	2,112,310	4,841,958	6,156,999	-	13,418,741	11,587,669
Financial guarantees	財務擔保		21,584,023	-	-	-	-	-	21,584,023	-
			25,428,600	2,993,322	5,292,758	8,202,335	7,838,987	931,902	50,687,904	26,392,261
Derivative financial instrument – gross settlement	衍生金融工具 – 總額結算									
Foreign exchange forward contract	外匯遠期合約									
- inflows	一流入	-	(696,400)	-	-	-	-	-	(696,400)	(696,400)
- outflows	一流出	-	667,780	-	-	-	-	-	667,780	667,780
			(28,620)	-	-	-	-	-	(28,620)	(28,620)
Derivative financial instrument – net settlement	衍生金融工具 – 淨額結算									
Foreign exchange forward contract	外匯遠期合約	-	(113,782)	-	-	-	-	-	(113,782)	(113,782)

Notes to the Consolidated Financial Statements (continued)

綜合財務報表附註(續)

For the year ended 31 December 2016 截至二零一六年十二月三十一日止年度

40. Financial Instruments (continued)

(b) Financial risk management objectives and policies (continued)

Liquidity risk (continued)

Liquidity tables (continued)

40. 金融工具(續)

(b) 財務風險管理目標及政策(續)

流動資金風險(續)

流動資金表(續)

		Weighted average interest rate 加權 平均利率	On demand on less					Total undiscounted cash flow 合計未貼現 現金流量	Total carrying amount 合計 賬面值	
			than 60 days 於60日內	61-180 days 61至180日	181-365 days 181至365日	1-2 years 一至兩年	2-5 years 兩至五年			Over 5 years 五年以上
		RMB'000 人民幣千元	RMB'000 人民幣千元	RMB'000 人民幣千元	RMB'000 人民幣千元	RMB'000 人民幣千元	RMB'000 人民幣千元	RMB'000 人民幣千元		
2015	二零一五年									
Trade and other payables	貿易及其他應付款	-	1,813,481	1,554,413	1,295,344	362,696	155,441	-	5,181,375	5,181,375
Amounts due to joint ventures	應付合營企業款項	-	1,123,287	-	-	-	-	-	1,123,287	1,123,287
Amounts due to non-controlling shareholders of subsidiaries	應付附屬公司非控股股東款項	-	104,728	-	-	-	-	-	104,728	104,728
Bank and other borrowings	銀行及其他借款	7.72%	539,181	2,171,380	1,093,296	4,212,630	2,193,278	32,138	10,241,903	7,373,297
Senior notes and bonds	優先票據及債券	9.38%	129,794	296,635	404,791	3,060,419	7,215,443	-	11,107,072	8,924,378
Other payable (non-current)	其他應付款項(非流動)	-	-	-	-	300,000	-	-	300,000	300,000
Financial guarantees	財務擔保	-	9,239,591	-	-	-	-	-	9,239,591	-
			12,950,062	4,022,428	2,793,431	7,935,745	9,564,152	32,138	37,297,956	23,007,065

Notes to the Consolidated Financial Statements (continued)

綜合財務報表附註(續)

For the year ended 31 December 2016 截至二零一六年十二月三十一日止年度

40. Financial Instruments (continued)

(b) Financial risk management objectives and policies (continued)

Liquidity risk (continued)

Bank borrowings with a repayment on demand clause are included in the "on demand or less than 60 days" time band in the above maturity analysis. As at 31 December 2016, the aggregate undiscounted principal amounts of these bank borrowings amounted to RMB811,251,000 (2015: RMB331,901,000). Taking into account the Group's financial position, the management of the Company does not believe that it is probable that the banks will exercise their discretionary rights to demand immediate repayment. The management of the Company believes that such bank loans will be repaid ranging from 1 to 3 years after the reporting date in accordance with the scheduled repayment dates set out in the loan agreements. At that time, the aggregate principal and interest cash outflows will amount to RMB868,518,000 (2015: RMB339,917,000).

The amounts included above for financial guarantee contracts are the maximum amounts the Group could be required to settle under the arrangement for the full guaranteed amount if that amount is claimed by the counterparty to the guarantee. Based on expectations at the end of the reporting period, the Group considers that it is more likely than not that no amount will be payable under the arrangement. However, this estimate is subject to change depending on the probability of the counterparty claiming under the guarantee which is a function of the likelihood that the financial receivables held by the counterparty which are guaranteed suffer credit losses.

40. 金融工具(續)

(b) 財務風險管理目標及政策(續)

流動資金風險(續)

附有按要求償還條款之銀行借款乃包括於上述到期日分析之「按要求或於60日內」時間範圍內。於二零一六年十二月三十一日，此等銀行貸款之未貼現本金總額為人民幣811,251,000元(二零一五年：人民幣331,901,000元)。計及本集團的財務狀況，本公司管理層相信銀行不大可能行使其酌情權要求即時償還。本公司管理層相信，該等銀行貸款將按以下貸款協議所載協定還款日期於各報告期末後1至3年償還。其時，本金總額及利息現金流出量將為人民幣868,518,000元(二零一五年：人民幣339,917,000元)。

上文披露的財務擔保合同款項為擔保對手方申索款項時，本集團可能須根據安排結清全數擔保金額的最高金額。根據於報告期末的預期，本集團認為，較有可能毋須根據安排支付任何款項。然而，該項估計依對手方根據擔保提出索償的可能性而變動，此乃由對手方所持有獲擔保的財務應收款項遭受信貸損失的可能性之一個機制。

40. Financial Instruments (continued)

(b) Financial risk management objectives and policies (continued)

Liquidity risk (continued)

The amounts included above for variable interest rate instruments for non-derivative financial liabilities are subject to change if changes in variable interest rates differ to those estimates of interest rates determined at the end of the reporting period.

(c) Fair value measurement of financial instruments

Some of the Group's financial assets and financial liabilities are measured at fair value at the end of each reporting period. The following table gives information about how the fair values of these financial assets and financial liabilities are determined (in particular, the valuation(s) and inputs used), as well as the level of the fair value hierarchy into which the fair value measurements are categorised (level 1 to 3) based on the degree to which the inputs to the fair value measurements is observable.

40. 金融工具(續)

(b) 財務風險管理目標及政策(續)

流動資金風險(續)

倘浮動利率變化與於報告期末釐定之利率估計有別，則上述所包含非衍生金融負債的浮動利率工具亦會變動。

(c) 金融工具的公平值計量

本集團部分金融資產及金融負債於各報告期末按公平值計量。下表提供該等金融資產及金融負債的公平值如何釐定(尤其是使用的估值及輸入數據)與公平值等級(公平值計量根據公平值計量輸入數據的可觀察程度劃分為多個類別(第一至三級))之資料。

Notes to the Consolidated Financial Statements (continued)

綜合財務報表附註(續)

For the year ended 31 December 2016 截至二零一六年十二月三十一日止年度

40. Financial Instruments (continued)

(c) Fair value measurement of financial instruments (continued)

Financial assets 金融資產	Fair value as at 31 December 於十二月三十一日的公平值		Fair value hierarchy 公平值等級	Valuation techniques and key inputs 估值技巧及 主要輸入數據
	2016 二零一六年 RMB'000 人民幣千元	2015 二零一五年 RMB'000 人民幣千元		

Foreign currency forward contracts classified as derivative financial instruments in the consolidated statement of financial position
綜合財務狀況表中分類為衍生金融工具的外匯遠期合約

Assets:
142,402
資產:
142,402

Assets: Level 2
–
資產: 第二級
–

Forward pricing model

The valuation is estimated based on the difference between the predetermined forward rate and the market forward rate at the expiring date of the contracts at the valuation date. It also take into account of the time from valuation date to the contract expiring date and the RMB risk free interest rate.

遠期定價模型

估值於估值日期基於預定遠期匯率與合約到期日的市場遠期匯率之間的差額估計。估值亦計及從估值日期到合約到期日的時間及人民幣無風險利率。

40. Financial Instruments (continued)**(c) Fair value measurement of financial instruments (continued)**

Except for the senior notes and bonds with fair value disclosed in note 37 and the derivative financial instruments of RMB142,402,000 (2015: nil), the management of the Group consider that the carrying amounts of the other financial assets and financial liabilities recorded at amortised cost in the consolidated financial statements approximate their fair values at the end of the reporting period.

The fair value of financial assets and financial liabilities (other than derivative financial instruments and senior notes and bonds) of the Group is determined in accordance with generally accepted pricing models based on discounted cash flow analysis.

40. 金融工具(續)**(c) 金融工具的公平值計量(續)**

除優先票據及債券(公平值披露於37)及衍生金融工具人民幣142,402,000元(二零一五年:無)外,本集團管理層認為,於報告期末,按攤銷成本於綜合財務報表中列賬的其他金融資產及金融負債的賬面值與其公平值相若。

本集團金融資產及金融負債(除衍生金融工具和優先票據及債券外)的公平值根據普遍接納的定價模式,以現金流量貼現分析釐定。

41. Acquisitions of Subsidiaries**(a) Acquisitions of assets and liabilities through acquisitions of subsidiaries**

For the year ended 31 December 2016

- (i) On 27 April 2016, the Group acquired 100% equity interest in 深圳市瀾灣弘盛投資有限公司 Shenzhen Lanwan Hongsheng Investments Co., Ltd. ("Hongsheng Investments") which holds 70% equity interest in Lanwan Property with cash consideration of RMB2,286,900,000. Lanwan Property is principally engaged in property development which holds two parcels of land situated in Shenzhen, the PRC.

41. 收購附屬公司**(a) 透過收購附屬公司而收購資產及負債**

截至二零一六年十二月三十一日止年度

- (i) 於二零一六年四月二十七日,本集團以現金代價人民幣2,286,900,000元收購深圳市瀾灣弘盛投資有限公司(「弘盛投資」)全部股權,弘盛投資持有瀾灣置業70%股權。瀾灣置業主要從事物業開發,在中國深圳持有兩幅地塊。

41. Acquisitions of Subsidiaries (continued)

(a) Acquisitions of assets and liabilities through acquisitions of subsidiaries (continued)

For the year ended 31 December 2016 (continued)

- (ii) On 8 June 2016, the Group acquired 100% equity interest in 成都齊達房地產開發有限公司 Chengdu Qida Property Development Co., Ltd. ("Chengdu Qida") which holds 70% equity interest in Yihua Property with cash consideration of RMB200,000,000. Yihua Property is principally engaged in property development which holds four parcels of land situated in Chengdu, the PRC.
- (iii) On 6 September 2016, the Group acquired 100% equity interest in 珠海市瀚暉諮詢有限公司 Zhuhai Hanhui Consulting Co., Ltd. ("Zhuhai Hanhui"), which holds 100% equity interest in 中山市華利高房地產投資有限公司 Zhongshan Hualigao Property Investments Co., Ltd. ("Zhongshan Hualigao"), with cash consideration of RMB170,058,000. Zhongshan Hualigao is principally engaged in property development which holds a parcel of land situated in Zhongshan, the PRC.
- (iv) On 8 September 2016, the Group acquired 100% equity interest in 惠州市泰宏房地產開發有限公司 Huizhou Taihong Property Development Co., Ltd. ("Huizhou Taihong"), 惠州市泰華房地產開發有限公司 Huizhou Taihua Property Development Co., Ltd. ("Huizhou Taihua") and 惠州市泰瑞房地產開發有限公司 Huizhou Tairui Property Development Co., Ltd. ("Huizhou Tairui"), respectively, each of which is principally engaged in property development and holds a parcel of land situated in Huizhou, the PRC, with total cash consideration of RMB151,360,000.

41. 收購附屬公司(續)

(a) 透過收購附屬公司而收購資產及負債(續)

截至二零一六年十二月三十一日止年度(續)

- (ii) 於二零一六年六月八日，本集團以現金代價人民幣200,000,000元收購成都齊達房地產開發有限公司(「成都齊達」)全部股權，成都齊達持有宜華置業70%股權。宜華置業主要從事物業開發，在中國成都持有四幅地塊。
- (iii) 於二零一六年九月六日，本集團以現金代價人民幣170,058,000元收購珠海市瀚暉諮詢有限公司(「珠海瀚暉」)全部股權，珠海瀚暉持有中山市華利高房地產投資有限公司(「中山華利高」)全部股權。中山華利高主要從事物業開發，在中國中山持有一幅地塊。
- (iv) 於二零一六年九月八日，本集團以總現金代價人民幣151,360,000元分別收購惠州市泰宏房地產開發有限公司(「惠州泰宏」)、惠州市泰華房地產開發有限公司(「惠州泰華」)及惠州市泰瑞房地產開發有限公司(「惠州泰瑞」)的全部股權，該等公司均從事物業開發業務，各自在中國惠州市持有一幅地塊。

41. Acquisitions of Subsidiaries (continued)

(a) Acquisitions of assets and liabilities through acquisitions of subsidiaries (continued)

For the year ended 31 December 2016 (continued)

- (v) On 24 October 2016, the Group acquired 100% equity interest in 廣州市雄泰房地產開發有限公司 Guangzhou Xiongtai Property Development Co., Ltd. ("Guangzhou Xiongtai") with cash consideration of RMB650,000,000. Guangzhou Xiongtai is principally engaged in property development which holds a parcel of land situated in Zengcheng District, Guangzhou, the PRC.
- (vi) On 16 December 2016, the Group acquired 100% equity interest in 揚州匯銀置業有限公司 Yangzhou Huiyin Property Co., Ltd. ("Yangzhou Huiyin"), with cash consideration of RMB50,000,000. Yangzhou Huiyin is principally engaged in property development which holds a parcel of land situated in Yangzhou, the PRC.
- (vii) On 17 October 2016, the Group acquired a licence for parallel-import of vehicles through acquisition of 100% equity interest in 廣州緣喜商貿有限公司 Guangzhou Yuanxi Commercial Company Limited ("Yuanxi Commercial") with cash consideration of RMB990,000. Yuanxi Commercial is principally engaged in sales of parallel-import vehicles.

41. 收購附屬公司(續)

(a) 透過收購附屬公司而收購資產及負債(續)

截至二零一六年十二月三十一日止年度(續)

- (v) 於二零一六年十月二十四日，本集團以現金代價人民幣650,000,000元收購廣州市雄泰房地產開發有限公司(「廣州雄泰」)的全部股權，廣州雄泰主要從事物業開發，在中國廣州市增城區持有一幅地塊。
- (vi) 於二零一六年十二月十六日，本集團以現金代價人民幣50,000,000元收購揚州匯銀置業有限公司(「揚州匯銀」)的100%股權。揚州匯銀主要從事物業開發，在中國揚州市持有一幅地塊。
- (vii) 於二零一六年十月十七日，本集團透過以現金代價人民幣990,000元收購廣州緣喜商貿有限公司(「緣喜商貿」)的全部股權而獲得平行進口汽車牌照。緣喜商貿主要從事銷售平行進口汽車。

Notes to the Consolidated Financial Statements (continued)

綜合財務報表附註(續)

For the year ended 31 December 2016 截至二零一六年十二月三十一日止年度

41. Acquisitions of Subsidiaries (continued)

(a) Acquisitions of assets and liabilities through acquisitions of subsidiaries (continued)

For the year ended 31 December 2016 (continued)

These transactions were accounted for as purchases of assets and liabilities. Details are summarised below:

		RMB'000 人民幣千元
Consideration transferred:	所轉讓代價：	
Cash	現金	3,291,308
Consideration payable due within one year included in trade and other payables (note 32)	須於一年內支付的代價，計入貿易及其他應付款(附註32)	218,000
		3,509,308

Assets acquired and liabilities recognised at dates of acquisitions are as follows:

		RMB'000 人民幣千元
Property, plant and equipment	物業、廠房及設備	12,290
Investment properties	投資物業	169,497
Intangible assets	無形資產	990
Deferred tax assets	遞延稅項資產	27,477
Properties under development for sale	可供銷售在建物業	8,368,606
Trade and other receivables	貿易及其他應收款	90,495
Tax recoverable	可收回稅金	19,241
Bank balances and cash	銀行結餘及現金	99,490
Trade and other payables	貿易及其他應付款	(1,109,908)
Deposits received for sale of properties	就銷售物業已收取之按金	(688,770)
Loan from a non-controlling shareholder	來自一名非控股股東的貸款	(2,485,300)
		4,504,108
Less: Non-controlling interests	減：非控股權益	(994,800)
Net assets acquired	所收購資產淨值	3,509,308

41. 收購附屬公司(續)

(a) 透過收購附屬公司而收購資產及負債(續)

截至二零一六年十二月三十一日止年度(續)

該等交易乃作為購買資產及負債入賬。詳情概述如下：

於收購日期確認的所收購資產及負債如下：

Notes to the Consolidated Financial Statements (continued)

綜合財務報表附註(續)

For the year ended 31 December 2016 截至二零一六年十二月三十一日止年度

41. Acquisitions of Subsidiaries (continued)

(a) Acquisitions of assets and liabilities through acquisitions of subsidiaries (continued)

For the year ended 31 December 2016 (continued)

The trade and other receivables acquired with a fair value of RMB90,495,000 approximate its gross contractual amount.

Net cash outflow of cash and cash equivalents in respect of the above acquisitions:

		RMB'000 人民幣千元
Bank balances and cash of the subsidiaries acquired	所收購附屬公司的銀行結餘及現金	99,490
Cash consideration paid	已付現金代價	(3,291,308)
		(3,191,818)

For the year ended 31 December 2015

(i) During the year ended 31 December 2015, the Group acquired 100% equity interest in 蕉嶺縣建築工程有限公司 Jiaoling Construction Engineering Company Limited ("Jiaoling Construction") with consideration of RMB6,650,000. Jiaoling Construction obtains several construction qualifications and licences in the PRC, which allows it to carry out construction engineering project works in the PRC.

41. 收購附屬公司(續)

(a) 透過收購附屬公司而收購資產及負債(續)

截至二零一六年十二月三十一日止年度(續)

所收購公平值為人民幣90,495,000元的貿易及其他應收款與其合約總額相若。

有關上述收購事項的現金及現金等價物的現金流出淨額：

		RMB'000 人民幣千元
Bank balances and cash of the subsidiaries acquired	所收購附屬公司的銀行結餘及現金	99,490
Cash consideration paid	已付現金代價	(3,291,308)
		(3,191,818)

截至二零一五年十二月三十一日止年度

(i) 於截至二零一五年十二月三十一日止年度，本集團收購蕉嶺縣建築工程有限公司(「蕉嶺建築」)的100%股權，代價為人民幣6,650,000元。蕉嶺建築在中國取得多種建築資質及牌照，可在中國從事建築工程項目施工。

41. Acquisitions of Subsidiaries (continued)

(a) Acquisitions of assets and liabilities through acquisitions of subsidiaries (continued)

For the year ended 31 December 2015 (continued)

- (ii) During the year ended 31 December 2015, the Group acquired 55% equity interest in 廣西瀚林房地產開發有限公司 Guangxi Hanlin Property Development Company Limited (“Guangxi Hanlin”), which holds 100% equity interest of Anhui Qinlian, 安徽瀚德房地產開發有限公司 Anhui Hande Property Development Company Limited (“Anhui Hande”), 安徽瀚華房地產開發有限公司 Anhui Hanhua Property Development Company Limited (“Anhui Hanhua”) and 安徽勤建房地產開發有限公司 Anhui Qinjian Property Development Company Limited (“Anhui Qinjian”), respectively, from an independent third party with cash consideration of RMB110,000,000. Amount due to a non-controlling shareholder of RMB536,850,000 was derecognised and credited to paid-in capital of Guangxi Hanlin as capital contribution from the non-controlling shareholder. The aforesaid subsidiaries are principally engaged in property development which hold properties under development in the PRC.

41. 收購附屬公司(續)

(a) 透過收購附屬公司而收購資產及負債(續)

截至二零一五年十二月三十一日止年度(續)

- (ii) 於截至二零一五年十二月三十一日止年度，本集團向一名獨立第三方收購廣西瀚林房地產開發有限公司(「廣西瀚林」，分別持有安徽勤聯、安徽瀚德房地產開發有限公司(「安徽瀚德」)、安徽瀚華房地產開發有限公司(「安徽瀚華」)及安徽勤建房地產開發有限公司(「安徽勤建」)的100%股權)的55%股權，現金代價為人民幣110,000,000元。已終止確認應收一名非控股股東款項人民幣536,850,000元，並作為非控股股東注資計入廣西瀚林的繳入股本。上述附屬公司主要從事物業發展，在中國持有發展中物業。

Notes to the Consolidated Financial Statements (continued)

綜合財務報表附註(續)

For the year ended 31 December 2016 截至二零一六年十二月三十一日止年度

41. Acquisitions of Subsidiaries (continued)

(a) Acquisitions of assets and liabilities through acquisitions of subsidiaries (continued)

For the year ended 31 December 2015 (continued)

- (iii) During the year ended 31 December 2015, the Group acquired 90% equity interest in 珠海市普華房地產開發有限公司 Zhuhai Puhua Property Development Company Limited (“Zhuhai Puhua”) which holds 100% equity interest in 珠海市梅溪置業有限公司 Zhuhai Meixi Property Company Limited (“Meixi Property”) with cash consideration of RMB136,000,000. Meixi Property is principally engaged in property development which holds a parcel of land situated in Zhuhai, the PRC.

These transactions were accounted for as purchases of assets and liabilities. Details are summarised below:

Consideration transferred: 已轉讓之代價：
Cash 現金

RMB'000
人民幣千元

252,650

41. 收購附屬公司(續)

(a) 透過收購附屬公司而收購資產及負債(續)

截至二零一五年十二月三十一日止年度(續)

- (iii) 於截至二零一五年十二月三十一日止年度，本集團收購珠海市普華房地產開發有限公司(「珠海普華」，持有珠海市梅溪置業有限公司(「梅溪置業」)的100%股權)的90%股權，現金代價為人民幣136,000,000元。梅溪置業主要從事物業發展，持有一幅位於中國珠海的土地。

該等交易乃作為購入資產及負債列賬。有關詳情概述如下：

Notes to the Consolidated Financial Statements (continued)

綜合財務報表附註(續)

For the year ended 31 December 2016 截至二零一六年十二月三十一日止年度

41. Acquisitions of Subsidiaries (continued)

(a) Acquisitions of assets and liabilities through acquisitions of subsidiaries (continued)

For the year ended 31 December 2015 (continued)

(iii) (continued)

Assets acquired and liabilities recognised at dates of acquisitions are as follows:

		RMB'000 人民幣千元
Property, plant and equipment	物業、廠房及設備	1,954
Investment properties	投資物業	571,788
Deferred tax assets	遞延稅項資產	26,643
Properties for sale	可供出售物業	3,887,775
Trade and other receivables	貿易及其他應收款	148,004
Tax recoverable	可收回稅金	42,605
Bank balances and cash	銀行結餘及現金	487,133
Trade and other payables	貿易及其他應付款	(2,349,672)
Deposits received for sale of properties	銷售物業已收訂金	(1,482,889)
Amounts due to non-controlling shareholders	應付非控股股東款項	(558,980)
Bank and other borrowings	銀行及其他借款	(416,600)
		357,761
Less: Non-controlling interests	減：非控股權益	(105,111)
Net assets acquired	已收購淨資產	252,650

41. 收購附屬公司(續)

(a) 透過收購附屬公司而收購資產及負債(續)

截至二零一五年十二月三十一日止年度(續)

(iii) (續)

於收購日期所收購資產及所確認負債如下：

Notes to the Consolidated Financial Statements (continued)

綜合財務報表附註(續)

For the year ended 31 December 2016 截至二零一六年十二月三十一日止年度

41. Acquisitions of Subsidiaries (continued)

(a) Acquisitions of assets and liabilities through acquisitions of subsidiaries (continued)

For the year ended 31 December 2015 (continued)

(iii) (continued)

Net cash inflow of cash and cash equivalents in respect of the above acquisitions:

		RMB'000 人民幣千元
Bank balances and cash of subsidiaries acquired	所收購附屬公司的銀行結餘及現金	487,133
Cash consideration paid	已付現金代價	(252,650)
		<u>234,483</u>

(b) Acquisition of business

For the year ended 31 December 2016

On 4 July 2016, the Group acquired 100% equity interest in Anhui Hanlin with cash consideration of RMB2,000,000. Anhui Hanlin is principally engaged in the provision of property management services in the PRC.

		RMB'000 人民幣千元
Consideration transferred:	所轉讓代價：	
Cash	現金	<u>2,000</u>

41. 收購附屬公司(續)

(a) 透過收購附屬公司而收購資產及負債(續)

截至二零一五年十二月三十一日止年度(續)

(iii) (續)

上述收購的現金及現金等價物流入淨額：

(b) 收購業務

截至二零一六年十二月三十一日止年度

於二零一六年七月四日，本集團以現金代價人民幣2,000,000元收購安徽瀚林的全部股權。安徽瀚林主要從事在中國提供物業管理服務。

Notes to the Consolidated Financial Statements (continued)

綜合財務報表附註(續)

For the year ended 31 December 2016 截至二零一六年十二月三十一日止年度

41. Acquisitions of Subsidiaries (continued)

(b) Acquisition of business (continued)

For the year ended 31 December 2016 (continued)

Assets acquired and liabilities recognised at date of acquisition are as follows:

		RMB'000 人民幣千元
Property, plant and equipment	物業、廠房及設備	20
Intangible assets	無形資產	2,095
Trade and other receivables	貿易及其他應收款	1,655
Bank balances and cash	銀行結餘及現金	116
Trade and other payables	貿易及其他應付款	(2,964)
Deferred tax liabilities	遞延稅項負債	(524)
Net assets acquired	所收購資產淨值	398

The trade and other receivables acquired with a fair value of RMB1,655,000 approximate its gross contractual amount.

Goodwill arising on acquisition:

		RMB'000 人民幣千元
Consideration transferred	所轉讓代價	2,000
Less: fair value of net assets acquired	減：所收購淨資產公平值	(398)
Goodwill arising on acquisition	收購時產生的商譽	1,602

41. 收購附屬公司(續)

(b) 收購業務(續)

截至二零一六年十二月三十一日止年度(續)

於收購日期確認的所收購資產及負債如下：

所收購公平值為人民幣1,655,000元的貿易及其他應收款與其合約總額相若。

收購時產生的商譽：

Notes to the Consolidated Financial Statements (continued)

綜合財務報表附註(續)

For the year ended 31 December 2016 截至二零一六年十二月三十一日止年度

41. Acquisitions of Subsidiaries (continued)

(b) Acquisition of business (continued)

For the year ended 31 December 2016 (continued)

At the date of acquisition, goodwill of RMB1,602,000 has been determined provisionally based on the acquiree's provisional fair value of net identifiable assets acquired. Goodwill arose on the acquisition of a subsidiary because this acquisition included the benefit of expected synergies and the future profitability as at acquisition date.

Intangible assets of RMB2,095,000 in relation to the acquisition of a subsidiary in relation to the provision of property management services has been recognised by the Group at the date of acquisition.

Net cash inflow of cash and cash equivalents in respect of the above acquisition:

41. 收購附屬公司(續)

(b) 收購業務(續)

截至二零一六年十二月三十一日止年度(續)

於收購日期，商譽人民幣1,602,000元乃暫時基於所收購可識別淨資產的被收購方暫定公平值釐定。商譽因收購一間附屬公司而產生，原因是該收購包括於收購日期預期協同效益及未來盈利的裨益。

於收購日期，本集團已確認收購有關提供物業管理服務的附屬公司的無形資產人民幣2,095,000元。

有關上述收購事項的現金及現金等價物的現金流入淨額：

		RMB'000 人民幣千元
Bank balances and cash of the subsidiaries acquired	所收購附屬公司的銀行結餘及現金	116
Cash consideration paid	已付現金代價	(2,000)
		(1,884)

41. Acquisitions of Subsidiaries (continued)

(c) Acquisitions of non-controlling interests from non-controlling shareholders of subsidiaries

For the year ended 31 December 2016

- (i) Prior to this transaction, capital contribution of Guangxi Hanlin amounting to RMB154,000,000 and RMB126,000,000 was reduced by the Group and Mr. Li Lianzhu, a former non-controlling shareholder of Guangxi Hanlin, by reference to the proportionate equity interest of 55% and 45% attributable to Group and Mr. Li Lianzhu, respectively, and the amount has not been settled as at 31 December 2016, (note 32). In the opinion of the executive directors of the Company, after the reduction of capital contribution, the Group further acquired, i) 45% equity interest in Guangxi Hanlin which holds 100% equity interest in 安徽勤聯房地產開發有限公司 Anhui Qinlian Property Development Company Limited (“Anhui Qinlian”), 安徽瀚德房地產開發有限公司 Anhui Hande Property Development Company Limited (“Anhui Hande”), 安徽瀚華房地產開發有限公司 Anhui Hanhua Property Development Company Limited (“Anhui Hanhua”) and 安徽勤建房地產開發有限公司 Anhui Qinjian Property Development Company Limited (“Anhui Qinjian”); and ii) 40% equity interest in 廣東奧園翰林投資有限公司 Guangdong Aoyuan Hanlin Investment Company Limited (“Aoyuan Hanlin”), which holds 100% equity interest in 南寧奧園翰林置業有限公司 Nanning Aoyuan Hanlin Property Company Limited (“Nanning Hanlin”), from a non-controlling shareholder with cash consideration of RMB165,662,000 and RMB40,000,000, respectively. The Group’s shareholdings in Guangxi Hanlin and its subsidiaries was increased from 55% to 100% and the Group’s shareholdings in Aoyuan Hanlin and its subsidiary increased from 60% to 100%, respectively. The difference of RMB169,965,000 between the consideration and the carrying amount of the attributable non-controlling interest of RMB375,627,000 was credited to special reserve.

41. 收購附屬公司(續)

(c) 向附屬公司非控股股東收購非控股權益

截至二零一六年十二月三十一日止年度

- (i) 該交易前，廣西瀚林的注資由本集團及李聯珠先生(廣西瀚林的前非控股股東)經參考本集團及李聯珠先生應佔的股權比例55%及45%分別減少人民幣154,000,000元及人民幣126,000,000元，而該等款項於二零一六年十二月三十一日尚未結清(附註32)。本集團執行董事認為，注資減少後，本集團進一步自非控股股東收購i)廣西瀚林的45%股權，廣西瀚林持有安徽勤聯房地產開發有限公司(「安徽勤聯」)、安徽瀚德房地產開發有限公司(「安徽瀚德」)、安徽瀚華房地產開發有限公司(「安徽瀚華」)及安徽勤建房地產開發有限公司(「安徽勤建」)的全部股權；及ii)廣東奧園翰林投資有限公司(「奧園翰林」)的40%股權，奧園翰林持有南寧奧園翰林置業有限公司(「南寧奧園翰林」)的全部股權，代價分別為人民幣165,662,000元及人民幣40,000,000元。本集團於廣西瀚林及其附屬公司的股權由55%增加至100%，而本集團於奧園翰林及其附屬公司的股權由60%增加至100%。代價與應佔非控股權益的賬面值人民幣375,627,000元之間的差額人民幣169,965,000元貸計入特別儲備。

41. Acquisitions of Subsidiaries (continued)**(c) Acquisitions of non-controlling interests from non-controlling shareholders of subsidiaries (continued)***For the year ended 31 December 2016 (continued)*

- (ii) During the year ended 31 December 2016, the Group further acquired 30% equity interest in 廣東天夢文化投資有限公司 Guangdong Tianmeng Culture Investments Company Limited (“Guangdong Tianmeng”) with a cash consideration of RMB9,000,000, from a non-controlling shareholder of Guangdong Tianmeng, and then Guangdong Tianmeng became a wholly-owned subsidiary of the Company. The difference of RMB2,889,000 between the consideration and the carrying amount of the attributable non-controlling interest of RMB6,111,000 was debited to special reserve.

42. Disposal of Subsidiaries**(a) Disposal of a subsidiary***For the year ended 31 December 2016*

During the year ended 31 December 2016, the Group disposed of its 65% equity interest of 智安(廣州)投資管理有限公司 Zhi An (Guangzhou) Investments Management Co., Ltd. (“Zhi An Guangzhou”), to an independent third party for a consideration of RMB527,000.

41. 收購附屬公司(續)**(c) 向附屬公司非控股股東收購非控股權益(續)***截至二零一六年十二月三十一日止年度(續)*

- (ii) 於截至二零一六年十二月三十一日止年度，本集團進一步以現金代價人民幣9,000,000元向廣東天夢文化投資有限公司(「廣東天夢」)的一名非控股股東收購廣東天夢的30%股權，此後廣東天夢成為本公司的全資附屬公司。代價與應佔非控股權益的賬面值人民幣6,111,000元之間的差額人民幣2,889,000元借計入特別儲備。

42. 出售附屬公司**(a) 出售一間附屬公司***截至二零一六年十二月三十一日止年度*

於截至二零一六年十二月三十一日止年度，本集團以現金代價人民幣527,000元向一名獨立第三方出售其於智安(廣州)投資管理有限公司(「智安廣州」)的65%股權。

RMB'000
人民幣千元

Cash consideration

現金代價

527

Notes to the Consolidated Financial Statements (continued)

綜合財務報表附註(續)

For the year ended 31 December 2016 截至二零一六年十二月三十一日止年度

42. Disposal of Subsidiaries (continued)

(a) Disposal of a subsidiary (continued)

For the year ended 31 December 2016 (continued)

Analysis of assets and liabilities of Zhi An Guangzhou over which control was lost:

42. 出售附屬公司(續)

(a) 出售一間附屬公司(續)

截至二零一六年十二月三十一日止年度(續)

智安廣州(已喪失其控制權)的資產及負債分析如下:

		RMB'000 人民幣千元
AFS investment	可供出售投資	50,000
Trade and other receivables	貿易及其他應收款	6,211
Bank balances and cash	銀行結餘及現金	5,463
Trade and other payables	貿易及其他應付款	(484)
Amounts due to subsidiaries of the Group	應付本集團附屬公司款項	(60,971)
Net assets disposed of	所出售資產淨值	219
Gain on disposal of a subsidiary	出售一間附屬公司之收益	
Cash consideration	現金代價	527
Net assets disposed of	所出售資產淨值	(219)
Non-controlling interests	非控股權益	77
Gain on disposal	出售收益	385
Net cash outflow arising disposal of a subsidiary:	因出售一間附屬公司產生的現金流出淨額:	
Cash consideration received	已收現金代價	527
Less: bank balances and cash of the subsidiary disposal of	減: 所出售附屬公司的銀行結餘及現金	(5,463)
		(4,936)

Notes to the Consolidated Financial Statements (continued)

綜合財務報表附註(續)

For the year ended 31 December 2016 截至二零一六年十二月三十一日止年度

42. Disposal of Subsidiaries (continued)

(a) Disposal of a subsidiary (continued)

For the year ended 31 December 2015

During the year ended 31 December 2015, due to the financial difficulty of a partner of a joint venture of the Group, Baishi Yonghao, the Group disposed of its 70.58% equity interests of 廣州奧園錦泰置業有限公司 Guangzhou Aoyuan Jintai Property Company Limited ("Jintai"), which holds Baishi Yonghao, a joint venture of the Group, to an independent third party for nil consideration. The amount due from Baishi Yonghao has been repaid during the year ended 31 December 2015.

Analysis of assets and liabilities of Jintai upon disposal:

		RMB'000 人民幣千元
Interest in a joint venture	於一間合營企業的權益	87,925
Bank balances and cash	銀行結餘及現金	11
Amounts due to non-controlling shareholders	應付非控股股東款項	(12,013)
Amounts due to subsidiaries of the Group	應付本集團的附屬公司款項	(29,009)
		46,914
Less: non-controlling interests	減：非控股權益	(13,802)
Net assets disposed of and loss on disposal	已出售淨資產及出售虧損	33,112

Net cash outflow arising on disposal of a subsidiary:

因出售一間附屬公司產生的現金流出淨額：

		RMB'000 人民幣千元
Consideration received	已收代價	-
Less: bank balances and cash of the subsidiary disposed of	減：所出售附屬公司的銀行結餘及現金	(11)
		(11)

42. 出售附屬公司(續)

(a) 出售一間附屬公司(續)

截至二零一五年十二月三十一日止年度

截至二零一五年十二月三十一日止年度，由於本集團一間合營企業白石永灝的一名合夥人出現財務困難，本集團按零代價向一名獨立第三方出售其擁有的廣州奧園錦泰置業有限公司(「錦泰」)持有本集團的合營企業白石永灝70.58%股權。應收白石永灝款項已於截至二零一五年十二月三十一日止年度償還。

錦泰於出售後之資產及負債分析如下：

		RMB'000 人民幣千元
Interest in a joint venture	於一間合營企業的權益	87,925
Bank balances and cash	銀行結餘及現金	11
Amounts due to non-controlling shareholders	應付非控股股東款項	(12,013)
Amounts due to subsidiaries of the Group	應付本集團的附屬公司款項	(29,009)
		46,914
Less: non-controlling interests	減：非控股權益	(13,802)
Net assets disposed of and loss on disposal	已出售淨資產及出售虧損	33,112

因出售一間附屬公司產生的現金流出淨額：

		RMB'000 人民幣千元
Consideration received	已收代價	-
Less: bank balances and cash of the subsidiary disposed of	減：所出售附屬公司的銀行結餘及現金	(11)
		(11)

42. Disposal of Subsidiaries (continued)

(b) Disposal of partial interests in a subsidiary without loss of control

For the year ended 31 December 2016

Subsequent to the acquisition of 100% equity interest in Hongsheng Investments, as mentioned in note 41(a)(i), on 20 June 2016, the Group disposed of its 49% equity interest in Hongsheng Investments to an independent third party with cash consideration of RMB1,400,000,000, the equity interest of Hongsheng Investments held by the Group was then decreased to 51%, in which the Group continuously has control over Hongsheng Investments. The difference of RMB775,000 between the consideration and the attributable share of the net assets by the non-controlling shareholder upon disposal amounting to RMB1,399,225,000 was credited to special reserve and the non-controlling interests amounting to RMB1,399,225,000 which is measured by reference to the proportionate shares of the 49% net identifiable assets of Hongsheng Investments was recognised at the disposal date.

42. 出售附屬公司(續)

(b) 出售一間附屬公司部分權益而並無失去控制權

截至二零一六年十二月三十一日止年度

收購弘盛投資全部股權後，如附註41(a)(i)所述，於二零一六年六月二十日，本集團以現金代價人民幣1,400,000,000元出售所持有的弘盛投資49%股權予一名獨立第三方，本集團所持有的弘盛投資股權隨後減少至51%，而本集團於股權減少之後繼續擁有弘盛投資的控制權。代價與出售後非控股股東應佔資產淨值的數額人民幣1,399,225,000元之間的差額人民幣775,000元已計入特別儲備。非控股權益人民幣1,399,225,000元已按照其在弘盛投資可辨認淨資產所佔的持股權益比例49%計算並於出售日期予以確認。

42. Disposal of Subsidiaries (continued)

(c) Deemed disposal of partial interests in subsidiaries without loss of control

For the year ended 31 December 2016

- (i) Subsequent to the acquisition of 100% equity interest in Chengdu Qida which holds 70% equity interest in Yihua Property, as mentioned in note 41(a)(ii), on 16 June 2016, the Group and the non-controlling shareholder injected capital amounting to RMB765,000,000 and RMB686,000,000 to Yihua Property, respectively, the equity interest in Yihua Property held by the Group was then diluted from 70% to 53.3%, in which the Group continuously has control over Yihua Property after the dilution. An excess of the capital injected by the non-controlling shareholder over the attributable share of the net assets by the non-controlling shareholder on this deemed disposal amounting to RMB862,000 was credited to special reserve and the non-controlling interests amounting to RMB685,138,000 which is measured by reference to the proportionate shares of the 46.7% net identifiable assets of Yihua Property was recognised at the deemed disposal date.

42. 出售附屬公司(續)

(c) 視為出售附屬公司部分權益而並無失去控制權

截至二零一六年十二月三十一日止年度

- (i) 於收購成都齊達(其持有宜華置業70%股權)全部股權後,如附註41(a)(ii)所述,於二零一六年六月十六日,本集團及非控股股東分別向宜華置業增資人民幣765,000,000元及人民幣686,000,000元,本集團持有的宜華置業股權隨後由70%攤薄至53.3%,而本集團於攤薄之後繼續擁有宜華置業的控制權。非控股股東增資超出非控股股東就該項視為出售應佔資產淨值的數額人民幣862,000元已計入特別儲備。非控股權益人民幣685,138,000元已按照其在宜華置業可辨認淨資產所佔的持股比例46.7%計算並於視為出售日期予以確認。

42. Disposal of Subsidiaries (continued)

(c) Deemed disposal of partial interests in subsidiaries without loss of control (continued)

For the year ended 31 December 2016 (continued)

- (ii) During the year ended 31 December 2016, 廣州市源沁文化傳播企業(有限合夥) Guangzhou Qinyuan Culture Media Limited Partnership (the “Qinyuan Culture”) and 廣州市源沁管理顧問企業(有限合夥), Guangzhou Qinyuan Management Consultant Limited Partnership (the “Qinyuan Management”), both of which are controlled by Mr. Yang Zhong, a non-executive director of the Company, injected capital amounting to RMB1,200,000 and RMB4,800,000, respectively, to 廣州智安天使網路科技有限公司 Guangzhou Zhi An Tianshi Internet Technology Company Limited (“Zhi An Tianshi”), a non wholly owned subsidiary of the Group. The effective equity interest of Zhi An Tianshi held by the Group was then diluted to 44%, in which the Group continuously has control over Zhi An Tianshi after the dilution. An excess of the capital injected by the non-controlling shareholders over the attributable share of the net assets by the non-controlling shareholders on this deemed disposal amounting to RMB4,234,000 was credited to special reserve and the non-controlling interests amounting to RMB1,766,000 which is measured by reference to the proportionate shares of the 20% net identifiable assets of Zhi An Tianshi was recognised at the deemed disposal date.

42. 出售附屬公司(續)

(c) 視為出售附屬公司部分權益而並無失去控制權(續)

截至二零一六年十二月三十一日止年度(續)

- (ii) 於截至二零一六年十二月三十一日止年度，廣州市源沁文化傳播企業(有限合夥)(「源沁文化」)及廣州市源沁管理顧問企業(有限合夥)(「源沁管理」)(均由本公司非執行董事楊忠先生控制)分別向本集團非全資附屬公司廣州智安天使網路科技有限公司(「智安天使」)注入資金人民幣1,200,000元及人民幣4,800,000元。此後，本集團持有的智安天使股權攤薄至44%，攤薄後本集團仍然具有智安天使的控制權。非控股股東增資超出非控股股東就該項視為出售應佔資產淨值的數額人民幣4,234,000元已計入特別儲備。非控股權益人民幣1,766,000元已按照其在智安天使可辨認淨資產所佔的持股比例20%計算並於視為出售日期予以確認。

42. Disposal of Subsidiaries (continued)

(d) Deemed disposal of subsidiaries

For the year ended 31 December 2015

- (i) Zhuzhou Aoyuan was a subsidiary of the Company before 31 January 2015, which was held by Aoyuan Group Company Limited ("Aoyuan Group"), 馮遠征 and 胡冉 (two non-controlling shareholders) of 60%, 23% and 17%, respectively. Zhuzhou Aoyuan is principally engaged in property development in the PRC. On 1 February 2015, 民生信託有限公司, Minsheng Trust Co. Ltd ("Minsheng Trust") and Aoyuan Group injected RMB100,000,000 and RMB90,000,000 to Zhuzhou Aoyuan, respectively. Since the injections on 1 February 2015, Aoyuan Group, Minsheng Trust, 馮遠征 and 胡冉 held 60%, 30%, 5.75% and 4.25% equity interest of Zhuzhou Aoyuan respectively. The revised Articles of Association of Zhuzhou Aoyuan which become effective on 1 February 2015 has stipulated that the Board of Directors of Zhuzhou Aoyuan comprises of five directors, of which three directors were appointed by Aoyuan Group, one director was appointed by Minsheng Trust and remaining one director was jointly appointed by 馮遠征 and 胡冉.

42. 出售附屬公司(續)

(d) 視為出售附屬公司

截至二零一五年十二月三十一日止年度

- (i) 株洲奧園於二零一五年一月三十一日之前為本公司的附屬公司，由奧園集團有限公司(「奧園集團」)以及兩名非控股股東馮遠征及胡冉分別持有60%、23%及17%。株洲奧園主要在中國從事物業發展。於二零一五年二月一日，民生信託有限公司(「民生信託」)及奧園集團分別向株洲奧園注資人民幣100,000,000元及人民幣90,000,000元。自於二零一五年二月一日作出注資時起，奧園集團、民生信託、馮遠征及胡冉分別持有株洲奧園的60%、30%、5.75%及4.25%股權。株洲奧園的經修訂組織章程細則於二零一五年二月一日生效，規定株洲奧園的董事會由五名董事組成，其中三名董事由奧園集團委任，一名董事由民生信託委任，餘下一名董事由馮遠征及胡冉聯合委任。

42. Disposal of Subsidiaries (continued)

(d) Deemed disposal of subsidiaries (continued)

For the year ended 31 December 2015 (continued)

(i) (continued)

The Board of Directors is involved in daily operations and management of the property development project, two-third of votes of the directors are required on making relevant operating decisions. Before the revision of the Articles of Association, Aoyuan Group appointed 3 out of 5 directors to the Board of Directors and half of the votes of the directors were required on making daily operating decisions. After the revision of the Articles of Association, Aoyuan Group is not able to control the activities without co-operation of the other investors, and each party cannot individually control Zhuzhou Aoyuan. After considering the above fact and circumstances, the executive directors of the Company conclude that the Group does not have the power of control over Zhuzhou Aoyuan, therefore the Group classified the Group's interest in Zhuzhou Aoyuan as interest in a joint venture since 1 February 2015.

On 1 February 2015, the Group deemed disposed its 60% equity interest in Zhuzhou Aoyuan.

42. 出售附屬公司(續)

(d) 視為出售附屬公司(續)

截至二零一五年十二月三十一日止年度(續)

(i) (續)

董事會參與物業發展項目的日常經營及管理，於作出相關營運決策時須取得三分之二董事票數。於修訂組織章程細則之前，奧園集團委任董事會5名董事當中的3名，而於作出日常營運決策時須取得一半董事票數。於修訂組織章程細則之後，奧園集團若無其他投資者合作則無法控制業務活動，且各方均不能個別控制株洲奧園。於考慮上述事實及情況之後，本公司執行董事斷定，本集團對株洲奧園並無控制權，因此，本集團自二零一五年二月一日起將其於株洲奧園擁有的權益分類為於合營企業的權益。

於二零一五年二月一日，本集團視為出售其擁有的株洲奧園60%股權。

Notes to the Consolidated Financial Statements (continued)

綜合財務報表附註(續)

For the year ended 31 December 2016 截至二零一六年十二月三十一日止年度

42. Disposal of Subsidiaries (continued)

42. 出售附屬公司(續)

(d) Deemed disposal of subsidiaries (continued)

(d) 視為出售附屬公司(續)

For the year ended 31 December 2015 (continued)

截至二零一五年十二月三十一日止年度(續)

(i) (continued)

(i) (續)

Analysis of assets and liabilities of Zhuzhou Aoyuan upon deemed disposal:

於視為出售時株洲奧園的資產及負債分析：

		RMB'000 人民幣千元
Property, plant and equipment	物業、廠房及設備	407
Deferred tax assets	遞延稅項資產	8,186
Properties for sale	可供出售物業	1,597,819
Trade and other receivables	貿易及其他應收款	137,593
Amount due from a related party	應收一間關連公司款項	22,518
Amounts due from subsidiaries of the Company	應收本公司附屬公司款項	88,092
Tax recoverable	可收回稅項	6,469
Bank balances and cash	銀行結餘及現金	73,390
Trade and other payables	貿易及其他應付款	(45,100)
Deposits received for sale of properties	就銷售物業已收訂金	(1,086,472)
Bank and other borrowings	銀行及其他借款	(629,000)
Net assets disposed of	已售資產淨值	173,902
Less: non-controlling interests	減：非控股權益	(9,561)
Reclassified the equity interest in Zhuzhou Aoyuan held by the Group as interest in a joint venture	本集團所持有株洲奧園股權重新分類為於一間合營企業的權益	164,341

There is no significant gain or loss arising from the deemed disposal of Zhuzhou Aoyuan.

視為出售株洲奧園並無產生重大收益或虧損。

		RMB'000 人民幣千元
Decrease in cash and cash equivalents upon deemed disposal of interest in Zhuzhou Aoyuan	於視為出售株洲奧園權益後現金及現金等價物減少	(73,390)

42. Disposal of Subsidiaries (continued)

(d) Deemed disposal of subsidiaries (continued)

For the year ended 31 December 2015 (continued)

- (ii) Zhuzhou Jinye was a subsidiary of the Company before 28 February 2015, which was held by Aoyuan Group, 馮遠征 and 胡冉 (two non-controlling shareholders) of 60%, 23% and 17%, respectively. Zhuzhou Jinye is principally engaged in property development in the PRC. On 1 March 2015, Minsheng Trust and Aoyuan Group injected RMB50,000,000 and RMB43,000,000 to Zhuzhou Jinye respectively. After the capital injections on 1 March 2015, Aoyuan Group, Minsheng Trust, 馮遠征 and 胡冉 held 51%, 35%, 8% and 6% equity interest of Zhuzhou Jinye respectively. The revised Articles of Association of Zhuzhou Jinye which become effective on 1 March 2015 has stipulated that the Board of Directors of Zhuzhou Jinye comprises of five directors, of which three directors were appointed by Aoyuan Group, one director was appointed by Minsheng Trust and remaining one director was jointly appointed by 馮遠征 and 胡冉. The Board of Directors is involved in daily operations and management of the property development project, two-third of votes of the directors are required on making decisions on relevant activities of Zhuzhou Jinye. Before the revision of the Articles of Association, Aoyuan Group appoints 3 out of 5 directors to the Board of Directors and half of the votes of the directors were required on making decisions on relevant activities of Zhuzhou Jinye. After the revision of the Articles of Association, Aoyuan Group is not able to control the activities without co-operation of the other investors, and each party cannot individually control Zhuzhou Jinye. After considering the above facts and circumstances, the executive directors of the Company conclude that the Group does not have the power of control over Zhuzhou Jinye, therefore the Group classified interest in Zhuzhou Jinye as interest in a joint venture since 1 March 2015.

42. 出售附屬公司(續)

(d) 視為出售附屬公司(續)

截至二零一五年十二月三十一日止年度(續)

- (ii) 株洲金業於二零一五年二月二十八日之前為本公司的附屬公司，由奧園集團以及兩名非控股股東馮遠征及胡冉分別持有60%、23%及17%。株洲金業主要在中國從事物業發展。於二零一五年三月一日，民生信託及奧園集團分別向株洲金業注資人民幣50,000,000元及人民幣43,000,000元。在於二零一五年三月一日作出注資之後，奧園集團、民生信託、馮遠征及胡冉分別持有株洲金業的51%、35%、8%及6%股權。株洲金業的經修訂組織章程細則於二零一五年三月一日生效，規定株洲金業的董事會由五名董事組成，其中三名董事由奧園集團委任，一名董事由民生信託委任，餘下一名董事由馮遠征及胡冉聯合委任。董事會參與物業發展項目的日常經營及管理，於作出有關株洲金業的相關業務之決策時須取得三分之二董事票數。於修訂組織章程細則之前，奧園集團委任董事會5名董事當中的3名，而於作出有關株洲金業的相關業務之決策時須取得一半董事票數。於修訂組織章程細則之後，奧園集團若無其他投資者合作則無法控制業務活動，且各方均不能個別控制株洲金業。於考慮上述事實及情況之後，本公司執行董事斷定，本集團對株洲金業並無控制權，因此，本集團自二零一五年三月一日起將於株洲金業擁有的權益分類為於合營企業的權益。

Notes to the Consolidated Financial Statements (continued)

綜合財務報表附註(續)

For the year ended 31 December 2016 截至二零一六年十二月三十一日止年度

42. Disposal of Subsidiaries (continued)

(d) Deemed disposal of subsidiaries (continued)

For the year ended 31 December 2015 (continued)

(ii) (continued)

On 1 March 2015, the Group deemed disposed its 51% equity interest in Zhuzhou Jinye.

Analysis of assets and liabilities of Zhuzhou Jinye upon deemed disposal:

42. 出售附屬公司(續)

(d) 視為出售附屬公司(續)

截至二零一五年十二月三十一日止年度(續)

(ii) (續)

於二零一五年三月一日，本集團視為出售其擁有的株洲金業51%股權。

株洲金業於視為出售後之資產及負債分析：

		RMB'000 人民幣千元
Property, plant and equipment	物業、廠房及設備	379
Deferred tax assets	遞延稅項資產	12,826
Properties for sale	可供出售物業	1,674,803
Trade and other receivables	貿易及其他應收款	52,739
Tax recoverable	可收回稅項	10,998
Bank balances and cash	銀行結餘及現金	98,300
Trade and other payables	貿易及其他應付款	(335,698)
Deposits received for sale of properties	就銷售物業已收訂金	(822,625)
Amounts due to non-controlling shareholders	應付非控股股東款項	(63,866)
Amount due to a related party	應付一間關連公司款項	(19,098)
Amounts due to subsidiaries of the Company	應付本公司附屬公司款項	(187,357)
Tax liabilities	稅項負債	(5,309)
Bank and other borrowings	銀行及其他借款	(368,600)
Net assets disposed of	已售資產淨值	47,492
Less: non-controlling interests	減：非控股權益	2,277
Reclassified equity interest in Zhuzhou Jinye held by the Group as interest in a joint venture	將本集團持有的株洲金業股權重新分類為合營企業的權益	49,769

Notes to the Consolidated Financial Statements (continued)

綜合財務報表附註(續)

For the year ended 31 December 2016 截至二零一六年十二月三十一日止年度

42. Disposal of Subsidiaries (continued)

(d) Deemed disposal of subsidiaries (continued)

For the year ended 31 December 2015 (continued)

(ii) (continued)

There is no significant gain or loss arising from the deemed disposal of Zhuzhou Jinye.

42. 出售附屬公司(續)

(d) 視為出售附屬公司(續)

截至二零一五年十二月三十一日止年度(續)

(ii) (續)

視為出售株州金業概無產生任何重大收益或虧損。

RMB'000
人民幣千元

Decrease in cash and cash equivalents upon deemed disposal of interest in a Zhuzhou Jinye

於視為出售株州金業權益後現金及現金等價物減少

(98,300)

43. Contingent Liabilities

At the end of respective reporting period, the Group had contingent liabilities as follows:

43. 或然負債

於各報告期末，本集團的或然負債如下：

		2016 二零一六年 RMB'000 人民幣千元	2015 二零一五年 RMB'000 人民幣千元
Guarantees given to banks in connection with facilities granted to third parties	就第三方獲授的融資向銀行作出之擔保	20,434,023	9,239,591
Guarantees given to banks in connection with facilities granted to joint ventures	就合營企業獲授的融資向銀行作出之擔保	1,150,000	-

Notes to the Consolidated Financial Statements (continued)

綜合財務報表附註(續)

For the year ended 31 December 2016 截至二零一六年十二月三十一日止年度

43. Contingent Liabilities (continued)

The Group acted as guarantor to the banks in respect of the mortgage bank loans granted to certain property purchasers of the Group's and agreed to repurchase the properties upon the purchasers' default on the repayment of the outstanding mortgage loans and the loan interest accrual thereon. The fair value of the financial guarantee contracts is not significant at the initial recognition and provision has not been made as the default rate is low.

As at 31 December 2016, the Group has outstanding financial guarantees issued to banks in respect of banking facilities granted to joint ventures of the Group. The amount disclosed above represents the aggregate amounts that could be required to be paid if the guarantees were called upon in entirety, of which RMB1,150,000,000 (2015: nil) has been utilised by the joint ventures at the end of the reporting period.

43. 或然負債(續)

本集團就授予本集團若干物業買家的按揭銀行貸款而擔任面對銀行的擔保人，並同意於買家拖欠償還未償還按揭貸款及應計貸款利息時購回物業。由於違約率較低，財務擔保合約於首次確認時的公平值並不重大，且並無作出撥備。

於二零一六年十二月三十一日，本集團有未償還財務擔保，乃就授予本集團合營企業的銀行融資而向銀行作出。上文所披露的金額指被要求全部履行擔保時可能須支付的總金額，其中人民幣1,150,000,000元(二零一五年：無)已於報告期末由合營企業動用。

Notes to the Consolidated Financial Statements (continued)

綜合財務報表附註(續)

For the year ended 31 December 2016 截至二零一六年十二月三十一日止年度

44. Operating Lease Arrangements

As lessor

Contingent rental for certain properties was charged to tenants and was determined by a certain percentage of turnover earned by the tenants upon they exceed the pre-determined monthly rental. The contingent rental income recognised during the year ended 31 December 2016 amounted to RMB7,690,000 (2015: RMB6,311,000). The properties held by the Group for rental purpose have committed tenants for periods ranging from 1 to 16 years.

At the end of the respective reporting period, the Group had contracted with tenants for the following future minimum lease payments:

Within one year	一年內
In the second to fifth year inclusive	第二至第五年(包括首尾兩年)
After five years	五年以上

Rental from certain tenants of an investment property are determined at the amount of the higher of a specified percentage of their turnover and a fixed monthly rental. The remaining properties are expected to generate rental yields of average 0.65% to 3.63% per annum on an on-going basis. All the properties held have committed tenants for a term ranging from 2 to 17 years.

44. 經營租賃安排

作為出租人

若干物業的或然租金向租戶收取，在租戶賺取的營業額超出預定月租金時按營業額的一定百分比釐定。於截至二零一六年十二月三十一日止年度確認的或然租金收入為人民幣7,690,000元(二零一五年：人民幣6,311,000元)。本集團持作租賃物業的租戶承諾租期介乎一年至十六年。

於各報告期末，本集團與租客已訂約的未來最低租賃款項如下：

	2016 二零一六年 RMB'000 人民幣千元	2015 二零一五年 RMB'000 人民幣千元
Within one year	93,116	92,043
In the second to fifth year inclusive	217,034	238,611
After five years	150,718	173,353
	460,868	504,007

投資物業部分租戶之租金乃按其營業額特定比率及固定月租之較高者釐定。餘下物業預期將持續產生每年平均0.65%至3.63%的租金回報率。所有持有物業均有介乎2至17年期限的已承諾租戶。

Notes to the Consolidated Financial Statements (continued)

綜合財務報表附註(續)

For the year ended 31 December 2016 截至二零一六年十二月三十一日止年度

44. Operating Lease Arrangements (continued)

As lessee

At the end of the respective reporting period, the Group had outstanding commitments for future minimum lease payments under non-cancellable operating leases, which fall due as follows:

Within one year	一年內
In the second to fifth year inclusive	第二至第五年(包括首尾兩年)
After five years	五年以上

Operating lease payments mainly represent rentals payable by the Group for certain of its office premises and warehouse. Leases are negotiated with range from 1 to 7 years and rentals are fixed for an average term of 1 to 7 years.

44. 經營租賃安排(續)

作為承租人

於各報告期末，本集團根據不可取消經營租賃項下的未來最低租賃款項尚未支付承擔將於以下期內到期：

	2016 二零一六年 RMB'000 人民幣千元	2015 二零一五年 RMB'000 人民幣千元
	55,462	50,392
	127,567	159,674
	88	-
	183,117	210,066

經營租賃款項主要指本集團就若干辦公室及倉庫而應付的租金。磋商所得的租賃年期介乎一至七年，平均一至七年內的租金亦已確定。

Notes to the Consolidated Financial Statements (continued)

綜合財務報表附註(續)

For the year ended 31 December 2016 截至二零一六年十二月三十一日止年度

45. Other Commitments

At the end of respective reporting period, the Group has other commitments as follow:

45. 其他承擔

於各報告期末，本集團有其他承擔如下：

		2016	2015
		二零一六年	二零一五年
		RMB'000	RMB'000
		人民幣千元	人民幣千元
Construction cost commitments for properties for sales contracted for but not provided in the consolidated financial statements	已訂約惟未於綜合財務報表內撥備之可供銷售物業建築成本承擔	7,378,841	8,396,934
Commitments for acquisition of land use rights contracted for but not provided in the consolidated financial statements	已訂約惟未於綜合財務報表內撥備之有關收購土地使用權承擔	2,513,617	310,000
Commitments for acquisition of subsidiaries contracted for but not provided in the consolidated financial statements	已訂約惟未於綜合財務報表內撥備之附屬公司承擔	1,040,000	-
Construction cost commitments for investment properties contracted for but not provided in the consolidated financial statements	已訂約惟未於綜合財務報表內撥備之投資物業建築成本承擔	289,301	635,003
Construction commitment in respect of hotel under development contracted for but not provided in the consolidated financial statements	已訂約惟未於綜合財務報表內撥備之在建酒店建築成本承擔	5,160	5,160

46. Share-Based Payment Transactions

Equity-settled share option scheme

The Company's share option scheme (the "Scheme"), was adopted pursuant to a resolution passed on 13 September 2007 for the primary purpose of providing incentives to directors and eligible employees.

At 31 December 2016, the number of shares in respect of which options had been granted and remained outstanding under the Scheme was 10,000,000 (2015: nil), representing 0.37% (2015: nil) of the shares of the Company in issue at that date. The total number of shares in respect of which options may be granted under the Scheme is not permitted to exceed 10% of the shares of the Company in issue at any point in time, without prior approval from the Company's shareholders. The number of shares issued and to be issued in respect of which options granted and may be granted to any individual in any one year is not permitted to exceed 1% of the shares of the Company in issue at any point in time, without prior approval from the Company's shareholders.

Consideration of HK\$1 is payable on the grant of an option. Options may be exercised according to the schedule set out below. The exercise price is determined by the directors of the Company, and will not be less than the highest of (i) the closing price of the Company's shares on the date of grant; (ii) the average closing price of the shares for the five business days immediately preceding the date of grant; and (iii) the nominal value of the Company's shares.

46. 以股份為基礎支付的交易

股本結算購股權計劃

本公司之購股權計劃(「計劃」)乃根據於二零零七年九月十三日通過之決議案採納，主要目的為向董事及合資格僱員提供獎勵。

於二零一六年十二月三十一日，根據該計劃已授出但仍未行使的購股權涉及的股份數目為10,000,000股(二零一五年：無)，相當於本公司於該日已發行股份的0.37%(二零一五年：無)。未經本公司股東事先批准，根據計劃授出購股權所涉股份總數不可超過本公司任何時間已發行股份的10%。未經本公司股東事先批准，於任何一個年度內向任何人士授出及可能授出之購股權所涉已發行及將發行之股份數目不可超過本公司任何時間已發行股份的1%。

授出購股權應付之代價為1港元。購股權可按下文所列之時間表予以行使。行使價由本公司董事釐定，且不得低於(i)本公司股份於授出日期的收市價；(ii)緊接授出日期前五個營業日的平均收市價；及(iii)本公司股份面值之最高者。

Notes to the Consolidated Financial Statements (continued)

綜合財務報表附註(續)

For the year ended 31 December 2016 截至二零一六年十二月三十一日止年度

46. Share-Based Payment Transactions (continued)

Equity-settled share option scheme (continued)

Details of specific categories of options are as follows:

Option type	No. of options granted after the adjustment	Date of grant	Vesting period	Exercisable period	Exercise price after the adjustment	Fair value/ share at grant date
購股權類型	調整後所授購股權數目	授出日期	歸屬期間	可行使期間	調整後行使價	每股公平值
					HK\$ 港元	HK\$ 港元
2014B	4,500,000	15 January 2014 二零一四年一月十五日	15 January 2014 to 15 October 2015 二零一四年一月十五日至 二零一五年十月十五日	16 October 2015 to 16 December 2015 二零一五年十月十六日至 二零一五年十二月十六日	1.610	0.20
2016A	5,000,000	12 December 2016 二零一六年十二月十二日	N/A 不適用	12 December 2016 to 31 December 2017 二零一六年十二月十二日至 二零一七年十二月三十一日	1.778	0.08
2016B	5,000,000	12 December 2016 二零一六年十二月十二日	12 December 2016 to 31 December 2017 二零一六年十二月十二日至 二零一七年十二月三十一日	1 January 2018 to 31 December 2018 二零一八年一月一日至 二零一八年十二月三十一日	1.778	0.26

46. 以股份為基礎支付的交易(續)

股本結算購股權計劃(續)

購股權之特定分類詳情如下：

Notes to the Consolidated Financial Statements (continued)

綜合財務報表附註(續)

For the year ended 31 December 2016 截至二零一六年十二月三十一日止年度

46. Share-Based Payment Transactions (continued)

Equity-settled share option scheme (continued)

The following table disclose movement's of the Company's share options held by the directors and employees during the current and prior years:

Option type 購股權類型	Outstanding	Granted	Exercised	Expired	Outstanding	Granted	Exercised	Expired	Outstanding
	at				at				at
	1 January	during	during	during	31 December	during	during	during	31 December
	2015	the year	the year	the year	2015	the year	the year	the year	2016
	於二零一五年				於二零一五年				於二零一六年
	一月一日				十二月三十一日				十二月三十一日
	未行使	年內授出	年內行使	年內屆滿	未行使	年內授出	年內行使	年內屆滿	未行使
	'000	'000	'000	'000	'000	'000	'000	'000	'000
	千份	千份	千份	千份	千份	千份	千份	千份	千份
2014B	4,500	-	-	(4,500)	-	-	-	-	-
2016A	-	-	-	-	-	5,000	-	-	5,000
2016B	-	-	-	-	-	5,000	-	-	5,000
	4,500	-	-	(4,500)	-	10,000	-	-	10,000
Exercisable at the end of the year 於年末可行使	-				-				5,000
Weighted average exercise price (HK\$) 加權平均行使價(港元)	1.610				-				1.778

46. 以股份為基礎支付的交易(續)

股本結算購股權計劃(續)

下表披露董事及僱員於本年度及過往年度所持本公司購股權之變動：

Notes to the Consolidated Financial Statements (continued)

綜合財務報表附註(續)

For the year ended 31 December 2016 截至二零一六年十二月三十一日止年度

46. Share-Based Payment Transactions (continued)

Equity-settled share option scheme (continued)

These fair values were calculated using the binominal model. The inputs into the model were as follows:

		2014B	2016A	2016B
Exercise price	行使價	HK\$1.610 1.610港元	HK\$1.778 1.778港	HK\$1.778 1.778港
Expected volatility	預期波幅	34%	28%	41%
Expected life	預計年期	1.9 years 1.9年	1 years 1年	2 years 2年
Risk-free rate	無風險利率	0.34%	0.676%	0.907%
Expected dividend yield	預期股息回報率	5%	8%	8%

Expected volatility was determined by using the historical volatility of the Company's share price over the previous one year. The expected life used in the model has been adjusted, based on management's best estimate, for the effects of non-transferability, exercise restrictions and behavioural considerations. The risk-free rate was determined by yield of Hong Kong Government Bond with maturity nearest to the expiration date of the share options.

The Group recognised the total expense of RMB376,000 (2015: RMB321,000) for the year ended 31 December 2016 in relation to share options granted by the Company.

The number of share options granted expected to vest has been reduced to reflect historical experience of forfeiture of options granted prior to completion of vesting period and accordingly the share option expense has been adjusted. At the end of the reporting period, the Group revises its estimates of the number of options that are expected to ultimately vest. The impact of the revision of the original estimates, if any, is recognised in the profit and loss over the remaining vesting period, with a corresponding adjustment to the share option reserve.

46. 以股份為基礎支付的交易(續)

股本結算購股權計劃(續)

公平值乃使用二項式模式計算。該模式之輸入參數如下：

	2014B	2016A	2016B
Exercise price	HK\$1.610 1.610港元	HK\$1.778 1.778港	HK\$1.778 1.778港
Expected volatility	34%	28%	41%
Expected life	1.9 years 1.9年	1 years 1年	2 years 2年
Risk-free rate	0.34%	0.676%	0.907%
Expected dividend yield	5%	8%	8%

預期波幅以本公司股價於過往一年之歷史波幅釐定。該模式中使用了預計年期已按管理層經考慮不可轉讓性、行使限制及行為因素後作出之最佳估計調整。無風險利率乃按香港政府債券收益率(到期日約整至購股權屆滿日)釐定。

於截至二零一六年十二月三十一日止年度，本集團就本公司授出之購股權確認開支總額人民幣376,000元(二零一五年：人民幣321,000元)。

已扣減預期歸屬的已授出購股權數目，以反映過往經驗中已授出購股權在歸屬期間完成前被收回，因此購股權開支已作調整。於報告期末，本集團將修訂其對預期最終歸屬購股權數目之估計。修訂原來估計數字之影響(如有)乃於剩餘歸屬期間在損益賬確認，並對購股權儲備作出相應調整。

Notes to the Consolidated Financial Statements (continued)

綜合財務報表附註(續)

For the year ended 31 December 2016 截至二零一六年十二月三十一日止年度

46. Share-Based Payment Transactions (continued)

Equity-settled share option scheme (continued)

The Binomial model has been used to estimate the fair value of the options. The variables and assumptions used in computing the fair value of the share options are based on the executive directors' best estimate. The value of an option varies with different variables of certain subjective assumptions.

47. Retirement Benefit Plans

According to the relevant laws and regulations in the PRC, the Company's PRC subsidiaries are required to participate in a defined contribution retirement scheme administrated by the local municipal government. The Group's PRC subsidiaries contribute funds which are calculated on certain percentage of the average employee salary as agreed by local municipal government to the scheme to fund the retirement benefits of the employees. The principal obligation of the Group with respect to the retirement benefits scheme is to make the required contributions under the scheme.

The Group also operates a Mandatory Provident Fund Scheme for all qualifying employees in Hong Kong. The assets of the scheme are held separately from those of the Group, in funds under the control of trustee. The Group contributes 5% of relevant payroll costs to the scheme and the same amount is matched by employees.

Contribution to the defined contribution plans in Australia are made by the employer based on a certain % of the employees' salaries and wages.

The Group recognised the retirement benefit contributions of RMB21,664,000 (2015: RMB18,500,000) for the year ended 31 December 2016.

46. 以股份為基礎支付的交易(續)

股本結算購股權計劃(續)

二項式模式已用於估計購股權的公平值。計算購股權公平值時使用的變量及假設乃根據執行董事之最佳估計。購股權的價值會因若干主觀假設的不同變量而有所差異。

47. 退休福利計劃

根據中國相關法律及法規，本公司的中國附屬公司須參與由地方市政府管理的定額供款退休計劃。本集團的中國附屬公司乃以平均僱員薪金按地方市政府同意的既定百分比計算之金額向計劃支付供款，為僱員的退休福利提供資金。本集團對退休福利計劃應負的主要責任為根據計劃作出所須供款。

本集團亦在香港為所有合資格僱員運作一個強制性公積金計劃。計劃資產於受託人控制的基金中與本集團資產分開持有。本集團按相關工資成本的5%向計劃供款，僱員亦按相同金額供款。

對澳大利亞定額供款計劃的供款乃由僱主根據僱員薪金及工資的若干百分比比例作出。

本集團已就截至二零一六年十二月三十一日止年度確認退休福利供款人民幣21,664,000元(二零一五年：人民幣18,500,000元)。

Notes to the Consolidated Financial Statements (continued)

綜合財務報表附註(續)

For the year ended 31 December 2016 截至二零一六年十二月三十一日止年度

48. Major Non-Cash Transactions

During the year ended 31 December 2016, the Group entered into a settlement agreement with Zhuzhou Jinye, Zhuzhou Aoyuan and Zhuzhou Tianjun for settlement between amount due from Zhuzhou Aoyuan of RMB318,981,000, amount due from Zhuzhou Tianjun of RMB126,899,000 and amount due to Zhuzhou Jinye of RMB445,880,000. Zhuzhou Tianjun is controlled by 馮遠征 and 胡冉, who are joint venture partner of Zhuzhou Aoyuan and Zhuzhou Jinye.

49. Related Party Transactions

(a) The Group had material transactions during the year with related parties as follows:

Related party 關連方	Nature of transaction 交易性質	2016 二零一六年 RMB'000 人民幣千元	2015 二零一五年 RMB'000 人民幣千元
Joint ventures 合營企業	Interest income 利息收入	4,313	21,379
Joint ventures 合營企業	Property management services income 物業管理服務收入	3,407	–
A related party (note) 一間關連公司(附註)	Interest income 利息收入	–	499
Non-controlling shareholders of subsidiaries 附屬公司非控股股東	Interest expense 利息開支	111,856	–
Related parties (note 42(c)(ii)) 關連公司(附註 42(c)(ii))	Deemed disposal of partial interest in a subsidiary without loss of control 視為出售一間附屬公司部分 權益而並無失去控制權	6,000	–

Note: The related party is an entity established in the PRC, and is controlled by the non-controlling shareholders of subsidiaries.

48. 主要非現金交易

於截至二零一六年十二月三十一日止年度，本集團與株洲金業、株洲奧園及株洲天郡訂立結債協議，以結算應收株洲奧園款項人民幣318,981,000元、應收株洲天郡款項人民幣126,899,000元及應付株洲金業款項人民幣445,880,000元。株洲天郡由馮遠征及胡冉，彼等為株洲奧園及株洲金業的合營企業合夥人。

49. 關連方交易

(a) 本集團於本年度與關連方間的重大交易如下：

	2016 二零一六年 RMB'000 人民幣千元	2015 二零一五年 RMB'000 人民幣千元
Joint ventures 合營企業	4,313	21,379
Joint ventures 合營企業	3,407	–
A related party (note) 一間關連公司(附註)	–	499
Non-controlling shareholders of subsidiaries 附屬公司非控股股東	111,856	–
Related parties (note 42(c)(ii)) 關連公司(附註 42(c)(ii))	6,000	–

附註：該關連公司為於中國成立的實體，乃由附屬公司之非控股股東控制。

Notes to the Consolidated Financial Statements (continued)

綜合財務報表附註(續)

For the year ended 31 December 2016 截至二零一六年十二月三十一日止年度

49. Related Party Transactions (continued)

- (b) The remuneration of key management personnel during the year is as follows:

		2016	2015
		二零一六年	二零一五年
		RMB'000	RMB'000
		人民幣千元	人民幣千元
Short-term benefits	短期福利	26,655	28,480
Share-based payments	以股份為基礎的付款	376	321
Retirement benefit scheme contributions	退休福利計劃供款	93	85
		27,124	28,886

The remuneration of directors and key executives is determined by the remuneration committee having regard to the performance of individuals and market trends.

49. 關連方交易(續)

- (b) 於本年度主要管理人員薪酬如下：

		2016	2015
		二零一六年	二零一五年
		RMB'000	RMB'000
		人民幣千元	人民幣千元
Short-term benefits	短期福利	26,655	28,480
Share-based payments	以股份為基礎的付款	376	321
Retirement benefit scheme contributions	退休福利計劃供款	93	85
		27,124	28,886

董事及主要行政人員薪酬乃由薪酬委員會考慮個人表現及市場趨勢而釐定。

Notes to the Consolidated Financial Statements (continued)

綜合財務報表附註(續)

For the year ended 31 December 2016 截至二零一六年十二月三十一日止年度

50. Particulars of Principal Subsidiaries of the Company

(a) General information of principal subsidiaries

Details of the Group's principal subsidiaries at the end of the reporting period are as follows:

Name of subsidiary 附屬公司名稱	Place of incorporation/ establishment 註冊成立/ 成立地點	Attributable equity interest held 所持有股權		Issued and fully paid share capital/ registered share capital 已發行及繳足股本/註冊股本	Principal activities 主要業務	Legal form 法律形式
		2016 二零一六年	2015 二零一五年			
Add Hero Holding Limited ("Add Hero") (note a)	British Virgin Islands ("BVI")	100%	100%	US\$10,000	Investment holding	Limited liability company
Add Hero Holding Limited ("Add Hero") (附註 a)	英屬維京群島 ([英屬維京群島])			10,000 美元	投資控股	有限公司
奧園集團有限公司 (Aoyuan Group Company Limited)	PRC	100%	100%	RMB680,000,000	Investment holding, loan financing and property development 投資控股、 貸款融資及 物業發展	Limited liability company 有限公司
廣州奧園海景城房地產開發有限公司 (Guangzhou Aoyuan Hai Jing Cheng Real Estate Development Company Limited)	PRC	100%	100%	RMB380,000,000	Property development	Limited liability company 有限公司
廣州奧園海景城房地產開發有限公司	中國			人民幣 680,000,000 元	物業發展	有限公司
廣州奧園海景城房地產開發有限公司	中國			人民幣 380,000,000 元	物業發展	有限公司
廣州奧林匹克房地產開發有限公司 (Guangzhou Olympic Real Estate Development Company Limited)	PRC	100%	100%	RMB60,000,000	Property development	Limited liability company 有限公司
廣州奧林匹克房地產開發有限公司	中國			人民幣 60,000,000 元	物業發展	有限公司

50. 本公司主要附屬公司詳情

(a) 主要附屬公司一般資料

於報告期末，本集團主要附屬公司詳情如下：

Notes to the Consolidated Financial Statements (continued)

綜合財務報表附註(續)

For the year ended 31 December 2016 截至二零一六年十二月三十一日止年度

50. Particulars of Principal Subsidiaries of the Company (continued)

50. 本公司主要附屬公司詳情(續)

(a) General information of principal subsidiaries (continued)

(a) 主要附屬公司一般資料(續)

Name of subsidiary 附屬公司名稱	Place of incorporation/ establishment 註冊成立/ 成立地點	Attributable equity interest held 所持有股權		Issued and fully paid share capital/ registered share capital 已發行及繳足 股本/註冊股本	Principal activities 主要業務	Legal form 法律形式
		2016 二零一六年	2015 二零一五年			
廣州奧園資產經營管理有限公司 (Guangzhou Aoyuan Assets of Management Company Limited)	PRC	100%	100%	RMB50,000,000	Provision of consultancy services and hotel ownership	Limited liability company
廣州奧園資產經營管理有限公司	中國			人民幣50,000,000元	提供諮詢服務 並擁有酒店	有限公司
玉林奧園房地產開發有限公司 (Yulin Aoyuan Real Estate Development Company Limited)	PRC	100%	100%	RMB80,000,000	Property development	Limited liability company
玉林奧園房地產開發有限公司	中國			人民幣80,000,000元	物業發展	有限公司
玉林奧園康城房地產開發有限公司 (Yulin Aoyuan Cannes Real Estate Development Company Limited)	PRC	100%	100%	RMB200,000,000	Property development	Limited liability company
玉林奧園康城房地產開發有限公司	中國			人民幣200,000,000元	物業發展	有限公司
江門江奧地產開發有限公司 (Jiangmen Jianga Real Estate Development Company Limited) ("Jiangmen Jianga")	PRC	51%	51%	RMB20,000,000	Property development	Limited liability company
江門江奧地產開發有限公司 (「江門江奧」)	中國			人民幣20,000,000元	物業發展	有限公司

Notes to the Consolidated Financial Statements (continued)

綜合財務報表附註(續)

For the year ended 31 December 2016 截至二零一六年十二月三十一日止年度

50. Particulars of Principal Subsidiaries of the Company (continued)

(a) General information of principal subsidiaries (continued)

50. 本公司主要附屬公司詳情(續)

(a) 主要附屬公司一般資料(續)

Name of subsidiary 附屬公司名稱	Place of incorporation/ establishment 註冊成立/ 成立地點	Attributable equity interest held 所持有股權		Issued and fully paid share capital/ registered share capital 已發行及繳足股本/註冊股本	Principal activities 主要業務	Legal form 法律形式
		2016 二零一六年	2015 二零一五年			
清遠市奧園置業有限公司 (Qingyuan Aoyuan Property Company Limited)	PRC	80%	80%	RMB50,000,000	Property development	Limited liability company
清遠市奧園置業有限公司	中國			人民幣50,000,000元	物業發展	有限公司
瀋陽奧園新城置業有限公司 (Shenyang Aoyuan New City Property Company Limited)	PRC	100%	100%	RMB1,030,000,000	Property development	Limited liability company
瀋陽奧園新城置業有限公司	中國			人民幣1,030,000,000元	物業發展	有限公司
廣州奧譽房地產開發有限公司 (Guangzhou Aoyu Real Estate Exploitation Company Limited) ("Guangzhou Aoyu")	PRC	54%	54%	HK\$1,390,000,000	Property development	Limited liability company
廣州奧譽房地產開發有限公司(「廣州奧譽」)	中國			1,390,000,000港元	物業發展	有限公司
中山廣場開發建設有限公司 (Zhongshan Plaza Development Company Limited)	PRC	100%	100%	USD110,000,000	Property development	Wholly foreign owned enterprise
中山廣場開發建設有限公司	中國			110,000,000美元	物業發展	外商獨資企業
佑林泛太(昆山)置業有限公司 (Woolim Fanta (Kunshan) Development Company Limited)	PRC	100%	100%	USD5,552,000	Property development	Wholly foreign owned enterprise
佑林泛太(昆山)置業有限公司	中國			5,552,000美元	物業發展	外商獨資企業

Notes to the Consolidated Financial Statements (continued)

綜合財務報表附註(續)

For the year ended 31 December 2016 截至二零一六年十二月三十一日止年度

50. Particulars of Principal Subsidiaries of the Company (continued)

50. 本公司主要附屬公司詳情(續)

(a) General information of principal subsidiaries (continued)

(a) 主要附屬公司一般資料(續)

Name of subsidiary 附屬公司名稱	Place of incorporation/ establishment 註冊成立/ 成立地點	Attributable equity interest held 所持有股權		Issued and fully paid share capital/ registered share capital 已發行及繳足 股本/註冊股本	Principal activities 主要業務	Legal form 法律形式
		2016 二零一六年	2015 二零一五年			
佑林(昆山)有限公司 (Woolim (Kunshan) Development Company Limited)	PRC	100%	100%	USD3,100,000	Property development	Wholly foreign owned enterprise
佑林(昆山)有限公司	中國			3,100,000 美元	物業發展	外商獨資企業
廣州奧園康城投資有限公司 (Guangzhou Aoyuan Cannes Investments Company Limited)	PRC	100%	100%	RMB670,000,000	Property development	Limited liability company
廣州奧園康城投資有限公司	中國			人民幣 670,000,000 元	物業發展	有限公司
奧園集團(廣州)有限公司 (Aoyuan Group (Guangzhou) Company Limited)	PRC	100%	100%	RMB1,000,000,000	Property development	Limited liability company
奧園集團(廣州)有限公司	中國			人民幣 1,000,000,000 元	物業發展	有限公司
廣州市萬貝投資管理有限公司 (Guangzhou Wan Pui Investment Management Company Limited)	PRC	100%	100%	RMB238,000,000	Property development	Limited liability company
廣州市萬貝投資管理有限公司	中國			人民幣 238,000,000 元	物業發展	有限公司
廣州南沙奧園養生酒店有限公司 (Guangzhou Nansha Aoyuan Health Hotel Company Limited)	PRC	100%	100%	RMB110,000,000	Hotel operation	Limited liability company
廣州南沙奧園養生酒店有限公司	中國			人民幣 110,000,000 元	經營酒店	有限公司

Notes to the Consolidated Financial Statements (continued)

綜合財務報表附註(續)

For the year ended 31 December 2016 截至二零一六年十二月三十一日止年度

50. Particulars of Principal Subsidiaries of the Company (continued)

50. 本公司主要附屬公司詳情(續)

(a) General information of principal subsidiaries (continued)

(a) 主要附屬公司一般資料(續)

Name of subsidiary 附屬公司名稱	Place of incorporation/ establishment 註冊成立/ 成立地點	Attributable equity interest held 所持有股權		Issued and fully paid share capital/ registered share capital 已發行及繳足股本/註冊股本	Principal activities 主要業務	Legal form 法律形式
		2016 二零一六年	2015 二零一五年			
陽江市潤信置業有限公司 (Yangjiang City RunXin Properties Company Limited)	PRC	85%	85%	RMB100,000,000	Property development	Limited liability company
陽江市潤信置業有限公司	中國			人民幣 100,000,000 元	物業發展	有限公司
雲浮奧園置業有限公司 (Yun Fun Aoyuan Properties Company Limited)	PRC	100%	100%	RMB50,000,000	Property development	Limited liability company
雲浮奧園置業有限公司	中國			人民幣 50,000,000 元	物業發展	有限公司
重慶粵奧置業有限公司 (Chongqing YueAo Properties Company Limited)	PRC	100%	100%	RMB450,000,000	Property development	Wholly foreign owned enterprise
重慶粵奧置業有限公司	中國			人民幣 450,000,000 元	物業發展	外商獨資企業
奧園集團重慶置業有限公司 (A anoyuan Group Chongqing YueAo Properties Company Limited)	PRC	100%	100%	RMB200,000,000	Property development	Limited liability company
奧園集團重慶置業有限公司	中國			人民幣 200,000,000 元	物業發展	有限公司
廣州康威集團有限公司 (Guangzhou Kangwei)	PRC	51%	51%	RMB150,000,000	Property development	Limited liability company
廣州康威集團有限公司	中國			人民幣 150,000,000 元	物業發展	有限公司

Notes to the Consolidated Financial Statements (continued)

綜合財務報表附註(續)

For the year ended 31 December 2016 截至二零一六年十二月三十一日止年度

50. Particulars of Principal Subsidiaries of the Company (continued)

50. 本公司主要附屬公司詳情(續)

(a) General information of principal subsidiaries (continued)

(a) 主要附屬公司一般資料(續)

Name of subsidiary 附屬公司名稱	Place of incorporation/ establishment 註冊成立/ 成立地點	Attributable equity interest held 所持有股權		Issued and fully paid share capital/ registered share capital 已發行及繳足股本/註冊股本	Principal activities 主要業務	Legal form 法律形式
		2016 二零一六年	2015 二零一五年			
佛山市南海奧譽房地產開發有限公司 (Foshan City Nanhai Aoyu Real Estate Development Company Limited)	PRC	100%	100%	RMB50,000,000	Property development	Limited liability company
佛山市南海奧譽房地產開發有限公司	中國			人民幣50,000,000元	物業發展	有限公司
奧園集團(梅州)有限公司 (Aoyuan Group (Meizhou) Company Limited)	PRC	100%	100%	RMB100,000,000	Property development	Limited liability company
奧園集團(梅州)有限公司	中國			人民幣100,000,000元	物業發展	有限公司
廣州蘿奧房地產開發有限公司 (Guangzhou LuoAo Real Estate Development Company Limited)	PRC	100%	100%	RMB100,000,000	Property development	Limited liability company
廣州蘿奧房地產開發有限公司	中國			人民幣100,000,000元	物業發展	有限公司
廣州奧園商業發展有限公司 (Guangzhou Aoyuan Commercial Development Company Limited)	PRC	100%	100%	RMB300,000,000	Property development	Limited liability company
廣州奧園商業發展有限公司	中國			人民幣300,000,000元	物業發展	有限公司
奧園集團(佛山)置業有限公司 (Foshan Aoyuan Property Company Limited)	PRC	100%	100%	RMB50,000,000	Property development	Limited liability company
奧園集團(佛山)置業有限公司	中國			人民幣50,000,000元	物業發展	有限公司
奧園集團(英德)有限公司 (Yingde Aoyuan Group Company Limited)	PRC	51%	51%	RMB200,000,000	Property development	Limited liability company
奧園集團(英德)有限公司	中國			人民幣200,000,000元	物業發展	有限公司

Notes to the Consolidated Financial Statements (continued)

綜合財務報表附註(續)

For the year ended 31 December 2016 截至二零一六年十二月三十一日止年度

50. Particulars of Principal Subsidiaries of the Company (continued)

(a) General information of principal subsidiaries (continued)

50. 本公司主要附屬公司詳情(續)

(a) 主要附屬公司一般資料(續)

Name of subsidiary 附屬公司名稱	Place of incorporation/ establishment 註冊成立/ 成立地點	Attributable equity interest held 所持有股權		Issued and fully paid share capital/ registered share capital 已發行及繳足股本/註冊股本	Principal activities 主要業務	Legal form 法律形式
		2016 二零一六年	2015 二零一五年			
廣東尚水酒業有限公司 (Guangdong Shangshui Wine Company Limited)	PRC	100%	100%	RMB20,408,000	Property development	Limited liability company
廣東尚水酒業有限公司	中國			人民幣20,408,000元	物業發展	有限公司
奧園集團(韶關)有限公司 (Shaoguan Aoyuan Group Company Limited)	PRC	100%	100%	RMB100,000,000	Property development	Limited liability company
奧園集團(韶關)有限公司	中國			人民幣100,000,000元	物業發展	有限公司
重慶奧譽置業有限公司 (Chongqing Aoyu Property Company Limited)	PRC	100%	100%	RMB1,400,000,000	Property development	Wholly foreign owned enterprise
重慶奧譽置業有限公司	中國			人民幣1,400,000,000元	物業發展	外商獨資企業
蕉嶺奧園廣場有限公司 (Jiaoling Aoyuan Square Company Limited)	PRC	100%	100%	RMB100,000,000	Property development	Limited liability company
蕉嶺奧園廣場有限公司	中國			人民幣100,000,000元	物業發展	有限公司
重慶錦奧置業有限公司 (Chongqing Jinao Property Company Limited) ("Chongqing Jinao")	PRC	60%	60%	RMB2,500,000,000	Property development	Limited liability company
重慶錦奧置業有限公司	中國			人民幣2,500,000,000元	物業發展	有限公司
五華奧園廣場有限公司 (Wuhua Aoyuan Square Company Limited)	PRC	100%	100%	RMB200,000,000	Property development	Limited liability company
五華奧園廣場有限公司	中國			人民幣200,000,000元	物業發展	有限公司

Notes to the Consolidated Financial Statements (continued)

綜合財務報表附註(續)

For the year ended 31 December 2016 截至二零一六年十二月三十一日止年度

50. Particulars of Principal Subsidiaries of the Company (continued)

50. 本公司主要附屬公司詳情(續)

(a) General information of principal subsidiaries (continued)

(a) 主要附屬公司一般資料(續)

Name of subsidiary 附屬公司名稱	Place of incorporation/ establishment 註冊成立/ 成立地點	Attributable equity interest held 所持有股權		Issued and fully paid share capital/ registered share capital 已發行及繳足股本/註冊股本	Principal activities 主要業務	Legal form 法律形式
		2016 二零一六年	2015 二零一五年			
嘉興奧園置業有限公司 (Jiaxing Aoyuan Property Company Limited)	PRC	100%	100%	USD38,000,000	Property development	Wholly foreign owned enterprise
嘉興奧園置業有限公司	中國			38,000,000 美元	物業發展	外商獨資企業
蕉嶺縣建築工程有限公司 (Jiaoling Construction Engineering Company Limited)	PRC	100%	100%	RMB101,000,000	Construction	Limited liability company
蕉嶺縣建築工程有限公司	中國			人民幣 101,000,000 元	建築	有限公司
廣西瀚林房地產開發有限公司 (Guangxi Hanlin Property Development Company Limited)	PRC	100%	55%	RMB200,000,000	Property development	Limited liability company
廣西瀚林房地產開發有限公司	中國			人民幣 200,000,000 元	物業發展	有限公司
安徽勤聯房地產開發有限公司 (Anhui Qinlian Property Development Company Limited)	PRC	100%	55%	RMB20,000,000	Property development	Limited liability company
安徽勤聯房地產開發有限公司	中國			人民幣 20,000,000 元	物業發展	有限公司
廣東奧園瀚林投資有限公司 (Guangdong Aoyuan Hanlin Investment Company Limited)	PRC	100%	60%	RMB100,000,000	Investment holding	Limited liability company
廣東奧園瀚林投資有限公司	中國			人民幣 100,000,000 元	投資控股	有限公司
安徽瀚德房地產開發有限公司 (Anhui Hande Property Development Company Limited)	PRC	100%	55%	RMB30,000,000	Property development	Limited liability company
安徽瀚德房地產開發有限公司	中國			人民幣 30,000,000 元	物業發展	有限公司

Notes to the Consolidated Financial Statements (continued)

綜合財務報表附註(續)

For the year ended 31 December 2016 截至二零一六年十二月三十一日止年度

50. Particulars of Principal Subsidiaries of the Company (continued)

50. 本公司主要附屬公司詳情(續)

(a) General information of principal subsidiaries (continued)

(a) 主要附屬公司一般資料(續)

Name of subsidiary 附屬公司名稱	Place of incorporation/ establishment 註冊成立/ 成立地點	Attributable equity interest held 所持有股權		Issued and fully paid share capital/ registered share capital 已發行及繳足股本/註冊股本	Principal activities 主要業務	Legal form 法律形式
		2016 二零一六年	2015 二零一五年			
揚州匯銀置業有限公司 (Yangzhou Huiyin Property Co., Ltd.)	PRC	100%	Nil	USD 38,000,000	Property development	Limited liability company
揚州匯銀置業有限公司	中國		無	38,000,000 美元	物業開發	有限公司
安徽瀚華房地產開發有限公司 (Anhui Hanhua Property Development Company Limited)	PRC	100%	55%	RMB30,000,000	Property development	Limited liability company
安徽瀚華房地產開發有限公司	中國			人民幣30,000,000元	物業發展	有限公司
安徽勤建房地產開發有限公司 (Anhui Qinjian Property Development Company Limited)	PRC	100%	55%	RMB100,000,000	Property development	Limited liability company
安徽勤建房地產開發有限公司	中國			人民幣100,000,000元	物業發展	有限公司
珠海市梅溪置業有限公司 (Zhuhai Meixi Property Company Limited)	PRC	93%	93%	RMB10,000,000	Property development	Limited liability company
珠海市梅溪置業有限公司	中國			人民幣10,000,000元	物業發展	有限公司
瀏陽奧園廣場房地產開發有限公司 (Liuyang Aoyuan Plaza Property Development Company Limited)	PRC	100%	100%	RMB100,000,000	Property development	Limited liability company
瀏陽奧園廣場房地產開發有限公司	中國			人民幣100,000,000元	物業發展	有限公司
南寧奧園瀚林置業有限公司 (Nanning Aoyuan Hanlin Property Company Limited)	PRC	100%	60%	RMB50,000,000	Property development	Limited liability company
南寧奧園瀚林置業有限公司	中國			人民幣50,000,000元	物業發展	有限公司

Notes to the Consolidated Financial Statements (continued)

綜合財務報表附註(續)

For the year ended 31 December 2016 截至二零一六年十二月三十一日止年度

50. Particulars of Principal Subsidiaries of the Company (continued)

50. 本公司主要附屬公司詳情(續)

(a) General information of principal subsidiaries (continued)

(a) 主要附屬公司一般資料(續)

Name of subsidiary 附屬公司名稱	Place of incorporation/ establishment 註冊成立/ 成立地點	Attributable equity interest held 所持有股權		Issued and fully paid share capital/ registered share capital 已發行及繳足股本/註冊股本	Principal activities 主要業務	Legal form 法律形式
		2016 二零一六年	2015 二零一五年			
130 Elizabeth Street Pty Ltd	Australia	70%	70%	AUD 10,000	Property development	Limited liability company
130 Elizabeth Street Pty Ltd	澳大利亞			10,000 澳元	物業發展	有限公司
玉林奧園置業有限公司 (Yulin Aoyuan Property Company Limited)	PRC	100%	Nil	RMB100,000,000	Property development	Limited liability company
玉林奧園置業有限公司	中國		無	人民幣100,000,000元	物業發展	有限公司
成都宜華置業有限公司 (Chengdu Yihua Property Company Limited)	PRC	53%	Nil	RMB1,500,000,000	Property development	Limited liability company
成都宜華置業有限公司	中國		無	人民幣1,500,000,000元	物業發展	有限公司
深圳市泰富華瀾灣置業有限公司 (Shenzhen Taifuhua Lanwan Property Company Limited)	PRC	36%	Nil	RMB200,000,000	Property development	Limited liability company
深圳市泰富華瀾灣置業有限公司	中國		無	人民幣200,000,000元	物業發展	有限公司
深圳市瀾灣弘盛投資有限公司 (Shenzhen Lanwan Hongsheng Investments Company Limited)	PRC	51%	Nil	RMB140,000,000	Investment holding	Limited liability company
深圳市瀾灣弘盛投資有限公司	中國		無	人民幣140,000,000元	投資控股	有限公司
成都齊達房地產開發有限公司 (Chengdu Qida Property Development Co., Ltd.)	PRC	100%	Nil	RMB200,000,000	Investment holding	Limited liability company
成都齊達房地產開發有限公司	中國		無	人民幣200,000,000元	投資控股	有限公司

Notes to the Consolidated Financial Statements (continued)

綜合財務報表附註(續)

For the year ended 31 December 2016 截至二零一六年十二月三十一日止年度

50. Particulars of Principal Subsidiaries of the Company (continued)

(a) General information of principal subsidiaries (continued)

Name of subsidiary 附屬公司名稱	Place of incorporation/ establishment 註冊成立/ 成立地點	Attributable equity interest held 所持有股權		Issued and fully paid share capital/ registered share capital 已發行及繳足股本/註冊股本	Principal activities 主要業務	Legal form 法律形式
		2016 二零一六年	2015 二零一五年			
廣州市雄泰房地產開發有限公司 (Guangzhou Xiongtai Property Development Co., Ltd.)	PRC	100%	Nil	RMB173,333,333	Property development	Limited liability company
廣州市雄泰房地產開發有限公司	中國		無	人民幣 173,333,333 元	物業發展	有限公司
惠州市泰華房地產開發有限公司 (Huizhou Taihua Property Development Co., Ltd.)	PRC	100%	Nil	RMB80,000,000	Property development	Limited liability company
惠州市泰華房地產開發有限公司	中國		無	人民幣 80,000,000 元	物業發展	有限公司
惠州市泰瑞房地產開發有限公司 (Huizhou Tairui Property Development Co., Ltd.)	PRC	100%	Nil	RMB35,680,000	Property development	Limited liability company
惠州市泰瑞房地產開發有限公司	中國		無	人民幣 35,680,000 元	物業發展	有限公司
惠州市泰宏房地產開發有限公司 (Huizhou Taihong Property Development Co., Ltd.)	PRC	100%	Nil	RMB35,680,000	Property development	Limited liability company
惠州市泰宏房地產開發有限公司	中國		無	人民幣 35,680,000 元	物業發展	有限公司
中山市華麗高房地產投資有限公司 (Zhongshan Hualigao Property Investments Co., Ltd.)	PRC	100%	Nil	RMB25,000,000	Property development	Limited liability company
中山市華麗高房地產投資有限公司	中國		無	人民幣 25,000,000 元	物業發展	有限公司

50. 本公司主要附屬公司詳情(續)

(a) 主要附屬公司一般資料(續)

50. Particulars of Principal Subsidiaries of the Company (continued)**(a) General information of principal subsidiaries (continued)**

Notes:

- (a) Add Hero is directly held by the Company and the remaining subsidiaries comprising the Group are indirectly held by the Company.
- (b) BVI and Hong Kong incorporated companies which are operating in Hong Kong, Australia incorporated companies which are operating in Australia, and other subsidiaries are operating in the PRC.
- (c) None of the subsidiaries had issued any debt securities at the end of the year except for Aoyuan Group which has issued RMB5,900,000,000 of corporate bonds, in which the Group has RMB5,900,000,000 interest.
- (d) This company is 70% held by Hongsheng Investments, which is a 36%-owned subsidiary of the Group.
- (e) The above table lists the principal subsidiaries of the Company which, in the opinion of the executive directors, principally affect the results or assets of the Group. To give full details of subsidiaries would, in the opinion of the executive directors, result in particulars of excessive length.

50. 本公司主要附屬公司詳情(續)**(a) 主要附屬公司一般資料(續)**

附註：

- (a) Add Hero由本公司直接持有，其餘組成本集團之附屬公司均由本公司間接持有。
- (b) 於英屬維京群島及香港註冊成立之公司在香港經營外，於澳大利亞註冊成立之公司於澳大利亞經營，及其他附屬公司均於中國經營。
- (c) 於年末，概無附屬公司發行任何債務證券，惟奧園集團已發行人民幣5,900,000,000元之公司債券，本集團於當中擁有人民幣5,900,000,000元權益。
- (d) 該公司乃由弘盛投資持有70%，由本集團擁有36%之附屬公司。
- (e) 上表列出執行董事認為主要影響本集團業績或資產之本公司主要附屬公司。執行董事認為詳細敘述附屬公司會令細節過於冗長。

Notes to the Consolidated Financial Statements (continued)

綜合財務報表附註(續)

For the year ended 31 December 2016 截至二零一六年十二月三十一日止年度

50. Particulars of Principal Subsidiaries of the Company (continued)

(b) Composition of the Group

At the end of the reporting period, the Company has other subsidiaries that are not material to the Group. A majority of these subsidiaries operate in PRC. The principal activities of these subsidiaries are summarised as follows:

Principal activities 主要業務	Principal place of businesses 主要營業地點	Number of subsidiaries 附屬公司數目	
		2016 二零一六年	2015 二零一五年
Investment holding 投資控股	BVI 英屬維京群島	51	52
	Hong Kong 香港	56	56
	PRC 中國	10	13
	Australia 澳大利亞	1	1
	PRC 中國	30	28
Property development and investment 物業發展及投資	Australia 澳大利亞	9	6
	PRC 中國	44	40
Provision of consultancy and management services 提供顧問及管理服務	PRC 中國	1	1
Others 其他	PRC 中國	1	1
		202	197

50. 本公司主要附屬公司詳情(續)

(b) 本集團之組成

本公司於報告期末有其他對本集團並不重要的附屬公司。大部分這些附屬公司均於中國營運。有關附屬公司的主要業務概述如下：

Notes to the Consolidated Financial Statements (continued)

綜合財務報表附註(續)

For the year ended 31 December 2016 截至二零一六年十二月三十一日止年度

50. Particulars of Principal Subsidiaries of the Company (continued)

(c) Details of non-wholly owned subsidiaries that have material non-controlling interests

The table below shows details of non-wholly owned subsidiaries of the Group as at 31 December 2016 and 31 December 2015 that have material non-controlling interests:

Name of subsidiary 附屬公司名稱	Place of establishment and principal place of business 成立地點及主要營業地點	Proportion of ownership interests held by non-controlling interests 非控股權益所持有擁有權益及投票權	Profit (loss) allocated to non-controlling interests 非控股權益所佔溢利(虧損)		Accumulated non-controlling interests 累計非控股權益	
			2016 二零一六年 RMB'000 人民幣千元	2015 二零一五年 RMB'000 人民幣千元	2016 二零一六年 RMB'000 人民幣千元	2015 二零一五年 RMB'000 人民幣千元
Chongqing Jinao 重慶錦奧	PRC 中國	40%	62,164	(404)	921,031	1,001,054
Guangzhou Aoyu 廣州奧譽	PRC 中國	46.04%	(2,262)	9,739	945,619	1,047,881
Hongsheng Investments 弘盛投資	PRC 中國	49%	(2,439)	–	1,352,054	–
Non-wholly subsidiary of Hongsheng Investments, Lanwan Property 弘盛投資之非全資附屬公司瀾灣置業	PRC 中國	30%	(2,408)	–	977,692	–
Individually immaterial subsidiaries with non-controlling interests 擁有非控股權益的各非重大附屬公司					1,516,804	1,284,147
					5,713,200	3,333,082

50. 本公司主要附屬公司詳情(續)

(c) 擁有重大非控股權益之非全資附屬公司詳情

下表載列本集團於二零一六年十二月三十一日及二零一五年十二月三十一日擁有重大非控股權益之非全資附屬公司詳情：

Notes to the Consolidated Financial Statements (continued)

綜合財務報表附註(續)

For the year ended 31 December 2016 截至二零一六年十二月三十一日止年度

50. Particulars of Principal Subsidiaries of the Company (continued)

(c) Details of non-wholly owned subsidiaries that have material non-controlling interests (continued)

Summarised financial information in respect of Chongqing Jiniao, Guangzhou Aoyu and Hongsheng Investments that has material non-controlling interests is set out below. The summarized financial information/consolidated financial information below represents amounts before intergroup eliminations.

Chongqing Jiniao

		2016 二零一六年 RMB'000 人民幣千元	2015 二零一五年 RMB'000 人民幣千元
Non-current assets	非流動資產	448,305	371,114
Current assets	流動資產	3,580,085	2,683,956
Current liabilities	流動負債	1,724,932	551,556
Non-current liabilities	非流動負債	879	879
Total equity	總權益	2,302,579	2,502,635
Revenue	營業額	692,804	18,462
Expenses	開支	537,394	15,826
Profit and total comprehensive income for the year	年內溢利及全面收益總額	155,410	2,636
Dividend distributions	股息分派	355,466	-
Net cash inflow (outflow) from operating activities	經營活動現金流入(流出)淨額	1,149,030	(2,261,301)
Net cash outflow from investing activities	投資活動現金流出淨額	(1,067,607)	-
Net cash inflow from financing activities	融資活動產生之現金流入淨額	10,307	2,500,000
Net cash inflow	現金流入淨額	91,730	238,699

50. 本公司主要附屬公司詳情(續)

(c) 擁有重大非控股權益之非全資附屬公司詳情(續)

有關重慶錦奧、廣州奧譽及弘盛投資擁有重大非控股權益之財務資料概述如下。下文財務資料／綜合財務資料概要指於集團內對銷前金額。

重慶錦奧

		2016 二零一六年 RMB'000 人民幣千元	2015 二零一五年 RMB'000 人民幣千元
Non-current assets	非流動資產	448,305	371,114
Current assets	流動資產	3,580,085	2,683,956
Current liabilities	流動負債	1,724,932	551,556
Non-current liabilities	非流動負債	879	879
Total equity	總權益	2,302,579	2,502,635
Revenue	營業額	692,804	18,462
Expenses	開支	537,394	15,826
Profit and total comprehensive income for the year	年內溢利及全面收益總額	155,410	2,636
Dividend distributions	股息分派	355,466	-
Net cash inflow (outflow) from operating activities	經營活動現金流入(流出)淨額	1,149,030	(2,261,301)
Net cash outflow from investing activities	投資活動現金流出淨額	(1,067,607)	-
Net cash inflow from financing activities	融資活動產生之現金流入淨額	10,307	2,500,000
Net cash inflow	現金流入淨額	91,730	238,699

Notes to the Consolidated Financial Statements (continued)

綜合財務報表附註(續)

For the year ended 31 December 2016 截至二零一六年十二月三十一日止年度

50. Particulars of Principal Subsidiaries of the Company (continued)

(c) Details of non-wholly owned subsidiaries that have material non-controlling interests (continued)

Guangzhou Aoyu

		2016 二零一六年 RMB'000 人民幣千元	2015 二零一五年 RMB'000 人民幣千元
Non-current assets	非流動資產	1,714,883	1,678,937
Current assets	流動資產	1,283,857	1,627,748
Current liabilities	流動負債	378,414	351,648
Non-current liabilities	非流動負債	566,420	679,016
Total equity	總權益	2,053,906	2,276,021
Revenue	營業額	72,748	100,548
Expenses	開支	77,661	79,395
(Loss) profit and total comprehensive (expense) income for the year	年內(虧損)溢利及全面(開支)收益總額	(4,913)	21,153
Dividend distributions	股息分派	217,202	116,316
Net cash inflow from operating activities	經營活動產生之現金流入淨額	14,953	341,437
Net cash inflow from investment activities	投資活動產生之現金流入淨額	196,388	-
Net cash outflow from financing activities	融資活動產生之現金流出淨額	(240,000)	(350,000)
Net cash outflow	現金流出淨額	(28,659)	(8,563)

50. 本公司主要附屬公司詳情(續)

(c) 擁有重大非控股權益之非全資附屬公司詳情(續)

廣州奧譽

		2016 二零一六年 RMB'000 人民幣千元	2015 二零一五年 RMB'000 人民幣千元
Non-current assets	非流動資產	1,714,883	1,678,937
Current assets	流動資產	1,283,857	1,627,748
Current liabilities	流動負債	378,414	351,648
Non-current liabilities	非流動負債	566,420	679,016
Total equity	總權益	2,053,906	2,276,021
Revenue	營業額	72,748	100,548
Expenses	開支	77,661	79,395
(Loss) profit and total comprehensive (expense) income for the year	年內(虧損)溢利及全面(開支)收益總額	(4,913)	21,153
Dividend distributions	股息分派	217,202	116,316
Net cash inflow from operating activities	經營活動產生之現金流入淨額	14,953	341,437
Net cash inflow from investment activities	投資活動產生之現金流入淨額	196,388	-
Net cash outflow from financing activities	融資活動產生之現金流出淨額	(240,000)	(350,000)
Net cash outflow	現金流出淨額	(28,659)	(8,563)

Notes to the Consolidated Financial Statements (continued)

綜合財務報表附註(續)

For the year ended 31 December 2016 截至二零一六年十二月三十一日止年度

50. Particulars of Principal Subsidiaries of the Company (continued)

(c) Details of non-wholly owned subsidiaries that have material non-controlling interests (continued)

Hongsheng Investments and its subsidiary

50. 本公司主要附屬公司詳情(續)

(c) 擁有重大非控股權益之非全資附屬公司詳情(續)

弘盛投資及其附屬公司

		2016 二零一六年 RMB'000 人民幣千元
Non-current assets	非流動資產	3,393
Current assets	流動資產	3,808,436
Current liabilities	流動負債	74,842
Non-current liabilities	非流動負債	-
Equity attributable to owners of the Company	本公司擁有人應佔權益	2,759,295
Non-controlling interests	非控股權益	977,692
Revenue	營業額	162
Expenses	開支	8,314
Loss and total comprehensive expense for the year	年度虧損及全面費用總額	(8,152)
Loss and total comprehensive expense attributable to the Company	本公司應佔虧損及全面費用總額	(5,744)
Loss and total comprehensive expense attributable to the non-controlling interests	非控股權益應佔虧損及全面費用總額	(2,408)
Loss and total comprehensive expense for the year	年度虧損及全面費用總額	(8,152)
Dividend distribution	股息分派	91,361
Net cash outflow from operating activities	經營活動現金流出淨額	(202,776)
Net cash outflow from investing activities	投資活動現金流出淨額	(1,207,920)
Net cash inflow from financing activities	融資活動現金流入淨額	1,491,773
Net cash inflow	現金流入淨額	81,077

Notes to the Consolidated Financial Statements (continued)

綜合財務報表附註(續)

For the year ended 31 December 2016 截至二零一六年十二月三十一日止年度

51. Events After the Reporting Period

Subsequent to the reporting date, the Group had following significant events took place:

- (a) On 4 January 2017, the Company issued senior notes (the "2017 Notes") in an aggregate principal amount of US\$250,000,000 (equivalent to RMB1,734,250,000) carries interest at 6.35% per annum and due in 2020. Details of the terms and conditions are set out in at the announcement issued by the Company on 4 January 2017. Up to the date of issuance of these consolidated financial statements, the net proceeds of approximately US\$244,467,000 (equivalent to RMB1,695,867,000) from the issuance of the 2017 Notes have been fully received.
- (b) On 13 January 2017, the Group acquired 60% equity interest of 珠海來利科技有限公司 Zhuhai Laili Technology Co., Ltd. ("Zhuhai Laili") with cash consideration of RMB630,000,000. Zhuhai Laili holds a parcel of land situated in Zhuhai, the PRC, which is designated for commercial properties development.
- (c) On 24 February 2017, the Group acquired entire equity interests of 深圳市秋銘投資發展有限公司 Shenzhen Qiuming Investment Development Co., Ltd. ("Shenzhen Qiuming") with cash consideration of RMB984,934,000. Shenzhen Qiuming holds two projects under development situated in Shenzhen, the PRC, which is designated for residential and commercial properties development.
- (d) On 1 March 2017, the Group entered into an agreement to acquire a parcel of land located Vancouver, Canada with cash consideration of Canadian Dollar 30,600,000 (equivalent to RMB161,000,000), which is designated for residential and commercial properties development.
- (e) On 2 March 2017, the Company redeemed an aggregate principal amount of US\$300,000,000 of 2014 Notes, representing entire principal amount of 2014 Notes, at a redemption price equal to 105.6250% of the principal amount thereof together with all accrued and unpaid interest.

51. 報告日期後事項

於報告日期後，本集團發生以下重大事件：

- (a) 於二零一七年一月四日，本公司發行本金總額為250,000,000美元(相等於人民幣1,734,250,000元)、按年利率6.35%計息及於二零二零年到期的優先票據(「二零一七年票據」)。條款及條件詳情載於本公司於二零一七年一月四日刊發的公告。截至該等綜合財務報表刊發之日，發行二零一七年票據的所得款項淨額約244,467,000美元(相等於約人民幣1,695,867,000元)已悉數收到。
- (b) 於二零一七年一月十三日，本集團以現金代價人民幣630,000,000元收購珠海來利科技有限公司(「珠海來利」)的60%股權。珠海來利在中國珠海持有一幅指定作商業物業開發的地塊。
- (c) 於二零一七年二月二十四日，本集團以現金代價約人民幣984,934,000元收購深圳市秋銘投資發展有限公司(「深圳秋銘」)的全部股權。深圳秋銘在中國深圳持有兩項指定作住宅及商業物業開發的開發中項目。
- (d) 於二零一七年三月一日，本集團訂立一份協議，以現金代價約30,600,000加元(相等於人民幣161,000,000元)收購一幅位於加拿大溫哥華指定作住宅及商業物業開發的地塊。
- (e) 於二零一七年三月二日，本公司已按贖回價(相等於其本金額的105.6250%連同應計並未付利息)贖回本金總額3.0億美元的二零一四年票據，佔二零一四年票據全部本金額。

Notes to the Consolidated Financial Statements (continued)

綜合財務報表附註(續)

For the year ended 31 December 2016 截至二零一六年十二月三十一日止年度

52. Statement of Financial Position and Reserve of the Company

52. 本公司財務狀況表及儲備

		2016 二零一六年 RMB'000 人民幣千元	2015 二零一五年 RMB'000 人民幣千元
NON-CURRENT ASSETS	非流動資產		
Property, plant and equipment	物業、廠房及設備	665	813
Investments in subsidiaries	於附屬公司的投資	4,401,648	4,401,648
		4,402,313	4,402,461
CURRENT ASSETS	流動資產		
Trade and other receivables	貿易及其他應收款	4,347	1,152
Amounts due from subsidiaries	應收附屬公司款項	5,028,896	5,042,780
Derivative financial instruments	衍生金融工具	37,055	-
Bank balances	銀行結餘	70,333	103,150
		5,140,631	5,147,082
CURRENT LIABILITIES	流動負債		
Other payables	其他應付款項	-	3,851
Amount due to a subsidiary	應付一間附屬公司款項	1,548,105	1,449,975
Bank borrowings	銀行借款	223,014	59,683
		1,771,119	1,513,509
NET CURRENT ASSETS	流動資產淨值	3,369,512	3,633,573
TOTAL ASSETS LESS CURRENT LIABILITIES	總資產減流動負債	7,771,825	8,036,034
NON-CURRENT LIABILITIES	非流動負債		
Bank borrowings	銀行借款	1,076,380	579,375
Senior notes	優先票據	5,603,693	4,998,005
		6,680,073	5,577,380
TOTAL ASSETS LESS TOTAL LIABILITIES	總資產減總負債	1,091,752	2,458,654
CAPITAL AND RESERVES	資本及儲備		
Share capital	股本	25,292	26,355
Reserves	儲備	1,066,460	2,432,299
TOTAL EQUITY	總權益	1,091,752	2,458,654

Notes to the Consolidated Financial Statements (continued)

綜合財務報表附註(續)

For the year ended 31 December 2016 截至二零一六年十二月三十一日止年度

52. Statement of Financial Position and Reserve of the Company (continued)

52. 本公司財務狀況表及儲備(續)

Movement in the Company's reserves

本公司儲備變動

		Share capital	Share premium	Capital redemption reserve	Share option reserve	Accumulated losses	Total
		股本	股份溢價	資本贖回儲備	購股權儲備	累計虧損	總計
		RMB'000	RMB'000	RMB'000	RMB'000	RMB'000	RMB'000
		人民幣千元	人民幣千元	人民幣千元	人民幣千元	人民幣千元	人民幣千元
At 1 January 2015	於二零一五年一月一日	26,355	4,343,438	-	388	(871,906)	3,498,275
Loss and total comprehensive expense for the year	年內虧損及全面費用總額	-	-	-	-	(747,638)	(747,638)
Recognition of equity-settled share-based payments	確認以股本結算以股份為基礎付款	-	-	-	321	-	321
Dividend recognised as distribution (note 12)	確認為分派的股息(附註12)	-	-	-	-	(292,304)	(292,304)
Transfer of share option reserve upon forfeiture of share options	沒收購股權時轉撥購股權儲備	-	-	-	(709)	709	-
At 31 December 2015	於二零一五年十二月三十一日	26,355	4,343,438	-	-	(1,911,139)	2,458,654
Loss and total comprehensive expense for the year	年內虧損及全面費用總額	-	-	-	-	(966,609)	(966,609)
Recognition of equity-settled share-based payments	確認以股本結算以股份為基礎付款	-	-	-	376	-	376
Shares repurchased and cancelled	已購回及註銷股份	(1,063)	(159,013)	1,063	-	3,322	(155,691)
Dividend recognised as distribution (note 12)	確認為分派的股息(附註12)	-	-	-	-	(244,978)	(244,978)
At 31 December 2016	於二零一六年十二月三十一日	25,292	4,184,425	1,063	376	(3,119,404)	1,091,752

Five Years Financial Summary

五年財務概要

For the year ended 31 December 2016 截至二零一六年十二月三十一日止年度

Consolidated results

綜合業績

Year ended 31 December

截至十二月三十一日止年度

		2012	2013	2014	2015	2016
		二零一二年	二零一三年	二零一四年	二零一五年	二零一六年
		RMB'000	RMB'000	RMB'000	RMB'000	RMB'000
		人民幣千元	人民幣千元	人民幣千元	人民幣千元	人民幣千元
		(restated)				
		(經重列)				
Revenue	營業額	3,943,205	5,729,267	6,976,151	9,572,424	11,827,268
Profit before taxation	除稅前溢利	1,525,181	1,265,081	1,448,706	1,884,394	2,084,989
Income tax expense	所得稅開支	(592,537)	(512,945)	(665,773)	(976,901)	(1,078,381)
Profit for the year	年度溢利	932,644	752,136	782,933	907,493	1,006,608

Consolidated assets, equity and liabilities

綜合資產、權益及負債

As of 31 December

於十二月三十一日

		2012	2013	2014	2015	2016
		二零一二年	二零一三年	二零一四年	二零一五年	二零一六年
		RMB'000	RMB'000	RMB'000	RMB'000	RMB'000
		人民幣千元	人民幣千元	人民幣千元	人民幣千元	人民幣千元
		(restated)				
		(經重列)				
Assets	資產					
Non-current assets	非流動資產	4,129,290	3,150,401	3,635,897	5,628,890	6,588,772
Current assets	流動資產	16,683,751	26,781,105	33,149,937	43,197,982	59,829,641
Total assets	總資產	20,813,041	29,931,506	36,785,834	48,826,872	66,418,413
Equity and liabilities	權益及負債					
Non-current liabilities	非流動負債	3,604,750	7,444,353	7,373,711	14,481,431	15,644,523
Current liabilities	流動負債	10,104,606	14,963,297	20,378,035	22,769,584	36,142,597
Total liabilities	總負債	13,709,356	22,407,650	27,751,746	37,251,015	51,787,120
Equity attributable to owners of the Company	本公司擁有人應佔權益	6,951,335	7,219,046	7,719,452	8,242,775	8,918,093
Non-controlling interests	非控股權益	152,350	304,810	1,314,636	3,333,082	5,713,200
Total equity and liabilities	總權益及負債	20,813,041	29,931,506	36,785,834	48,826,872	66,418,413

Major Properties Held for Sale

主要持有待售物業

Properties for Sales

可供銷售物業

	Project	Location	Status	Existing use	GFA (thousand sq.m.)	Interest attributable to the Company
	項目	地點	狀況	現時用途	建築面積 (千平方米)	本公司 所佔權益
1	Shenzhen Aoyuan Jade Bay 深圳奧園翡翠東灣	Pingshan New District, Shenzhen 深圳市坪山新區	Under construction 在建	High-rise apartments, commercial properties 高層公寓、商業	217.8	70%
2	Chendu Chenghua Aoyuan Plaza 成都成華奧園廣場	Chengdu, Sichuan 四川省成都市	Under construction 在建	High-rise apartments, commercial properties 高層公寓、商業	578.1	70%
3	Guangzhou Aoyuan International Center 廣州奧園國際中心	Panyu, Guangzhou 廣州市番禺區	Under construction 在建	High-rise apartments, commercial properties 高層公寓、商業	248.1	65%
4	Chongqing Aoyuan Beyond Era 重慶奧園越時代	Chongqing 重慶市	Under construction 在建	Integrated community 綜合社區	408.1	100%
5	Chongqing Aoyuan Panlong Yihao 重慶奧園盤龍壹號	Chongqing 重慶市	Under construction 在建	High-rise apartments, commercial properties 高層公寓、商業	404.2	100%

Investment Properties

投資物業

1. Completed properties held for investment 1. 已竣工持作投資物業

No. 序號	Project 項目	Location 地點	Type 類型	Lease term 租期	Gross floor area (thousand sq.m.) 建築面積 (千平方米)	Interest attributable to the Group 本集團所佔權益
1	Guangzhou Nanguo Aoyuan 廣州南國奧園	Panyu, Guangzhou 廣州市番禺區	Golf course & commercial building 高爾夫球練習場及商業大廈	Long 長年期	58.3	100%
2	Guangzhou Panyu Aoyuan 廣州番禺奧園	Panyu, Guangzhou 廣州市番禺區	Retail shop & commercial building 店鋪及商業大廈	Long 長年期	7.4	100%
3	Guangzhou Guo Ao Investment Development Centre 廣州國奧投資發展中心	Nansha, Guangzhou 廣州市南沙區	Office 寫字樓	Long 長年期	2.4	100%
4	Guangzhou Aoyuan 廣州奧園	Panyu, Guangzhou 廣州市番禺區	Retail shop 店鋪	Long 長年期	8.6	100%
5	Chongqing Aoyuan City of Health 重慶奧園康城	Chongqing 重慶市	Retail shop & Clubhouse 店鋪及會所	Medium 中年期	5.9	100%
6	Guangzhou Aoyuan Plaza 廣州奧園廣場	Panyu, Guangzhou 廣州市番禺區	Retail shop & commercial building 店鋪及商業大廈	Medium 中年期	80.5	54%
7	Guangzhou Aoyuan Health Plaza 廣州奧園養生廣場	Panyu, Guangzhou 廣州市番禺區	Retail shop & commercial building 店鋪及商業大廈	Medium 中年期	6.1	100%
8	Shenyang Aoyuan The Metropolis 瀋陽奧園國際城	Shenyang, Liaoning 遼寧省瀋陽市	Commercial building 商業大廈	Medium 中年期	7.0	100%
9	Guangzhou Aoyuan City Plaza 廣州奧園城市天地	Panyu, Guangzhou 廣州市番禺區	Retail shop & commercial building 店鋪及商業大廈	Medium 中年期	9.6	100%
10	Chongqing Aoyuan The Metropolis 重慶奧園國際城	Chongqing 重慶市	Retail shop & commercial building 店鋪及商業大廈	Medium 中年期	19.3	100%
11	Jiaoling Aoyuan Plaza 蕉嶺奧園廣場	Meizhou, Guangdong 廣東省梅州市	Retail shop & commercial building 店鋪及商業大廈	Medium 中年期	19.1	100%

Investment Properties (continued) 投資物業 (續)

2. Investment properties under construction 2. 施工中投資性物業

No. 序號	Project 項目	Location 地點	Type 類型	Lease term 租期	Gross floor area (thousand sq.m.) 建築面積 (千平方米)	Stage of Completion 進度	Interest attributable to the Group 本集團所佔權益
1	Shenyang Aoyuan Convention Plaza 瀋陽奧園會展廣場	Shenyang, Liaoning 遼寧省瀋陽市	Commercial buildings 商業大廈	Medium 中年期	114.2	Under construction 施工中	100%
2	Guangzhou Aoyuan City Plaza 廣州奧園城市天地	Panyu, Guangzhou 廣州市番禺區	Retail shop & commercial building 店鋪及商業大廈	Medium 中年期	21.7	Under construction 施工中	100%
3	Guangzhou Luogang Aoyuan Plaza 廣州蘿崗奧園廣場	Huangpu, Guangzhou 廣州市黃埔區	Retail shop & commercial building 店鋪及商業大廈	Medium 中年期	34.4	Under construction 施工中	60%
4	Guangzhou Aoyuan Kangwei Plaza 廣州奧園康威廣場	Zengcheng, Guangzhou 廣州市增城區	Retail shop & commercial building 店鋪及商業大廈	Medium 中年期	60.0	To be constructed 待施工	51%
5	Yangjiang Aoyuan Central Parkview 陽江奧園公園一號	Yangjiang, Guangdong 廣東省陽江市	Commercial buildings 商業大廈	Medium 中年期	10.0	To be constructed 待施工	85%
6	Chongqing Aoyuan City Plaza 重慶奧園城市天地	Chongqing 重慶市	Retail shop & commercial building 店鋪及商業大廈	Medium 中年期	52.6	To be constructed 待施工	100%
7	Chongqing Aoyuan Panlong Yihao 重慶奧園盤龍壹號	Chongqing 重慶市	Retail shop & commercial building 店鋪及商業大廈	Medium 中年期	53.7	To be constructed 待施工	60%
8	Wuhua Aoyuan Plaza 五華奧園廣場	Meizhou, Guangdong 廣東省梅州市	Retail shop & commercial building 店鋪及商業大廈	Medium 中年期	23.4	Under construction 施工中	100%
9	Liuyang Aoyuan Plaza 瀏陽奧園廣場	Changsha, Hunan 湖南省長沙市	Retail shop & commercial building 店鋪及商業大廈	Medium 中年期	25.0	To be constructed 待施工	100%
10	Anhui Aoyuan Hanlin Yinzuo 安徽奧園翰林銀座	Benghu, Anhui 安徽省蚌埠市	Retail shop & commercial building 店鋪及商業大廈	Medium 中年期	35.5	To be constructed 待施工	55%
11	Zhuhai Aoyuan Plaza 珠海奧園廣場	Zhuhai, Guangdong 廣東省珠海市	Retail shop & commercial building 店鋪及商業大廈	Medium 中年期	66.7	To be constructed 待施工	93%

Investment Properties (continued) 投資物業(續)

2. Investment properties under construction (continued)

2. 施工中投資性物業(續)

No. 序號	Project 項目	Location 地點	Type 類型	Lease term 租期	Gross floor area (thousand sq.m.) 建築面積 (千平方米)	Stage of Completion 進度	Interest attributable to the Group 本集團 所佔權益
12	Ningdu Aoyuan Plaza 寧都奧園廣場	Ganzhou, Jiangxi 江西省贛州市	Retail shop & commercial building 店鋪及商業大廈	Medium 中年期	25.4	To be constructed 待施工	100%
13	Chendu Chenghua Aoyuan Plaza 成都成華奧園廣場	Chengdu, Sichuan 四川省成都市	Retail shop & commercial building 店鋪及商業大廈	Medium 中年期	65.0	To be constructed 待施工	70%
14	Yulin Aoyuan Plaza 玉林奧園廣場	Yulin, Guangxi 廣西省玉林市	Retail shop & commercial building 店鋪及商業大廈	Medium 中年期	60.0	To be constructed 待施工	100%

This 2016 annual report (the “Annual Report”), in both English and Chinese, is available on the Company’s website at <http://www.aoyuan.com.cn> (the “Company Website”) and the website of Hong Kong Exchanges and Clearing Limited at <http://www.hkexnews.hk>.

Shareholders who have chosen to receive the corporate communications of the Company (the “Corporate Communications”) via the Company Website and who for any reason have difficulty in receiving or gaining access to the Annual Report posted on the Company Website may request the Annual Report in printed form free of charge.

Shareholders of the Company may at any time change their choice of the means of receipt (either in printed form or via the Company Website) and/or language(s) (either English only or Chinese only or both languages) of Corporate Communications.

Shareholders of the Company may send their request to receive the Annual Report in printed form and/or in the requested language, and/or to change their choice of the means of receipt and/or language(s) of Corporate Communications by notice in writing to the branch share registrar and transfer office of the Company in Hong Kong, Computershare Hong Kong Investor Services Limited at 17M Floor, Hopewell Centre, 183 Queen’s Road East, Wanchai, Hong Kong or by sending an email to the Company at aoyuan.hk@aoyuangroup.com.

本二零一六年年報(「本年報」)(英文及中文)將載於本公司網站<http://www.aoyuan.com.cn>(「本公司網站」)以及香港交易及結算所有限公司網站<http://www.hkexnews.hk>以供瀏覽。

已選擇透過本公司網站收取本公司之公司通訊(「公司通訊」)，並由於任何原因難以收取或獲取刊載於本公司網站之年報的股東，可免費索取本年報的印刷本。

本公司股東可隨時更改其收取公司通訊的方式(以印刷本形式或透過本公司網站)及／或語言(以英文或中文或以兩種語言)。

本公司股東可透過書面通知方式，索取本年報印刷本及／或按要求的語言，及／或更改其所選擇公司通訊收取方式及／或語言的要求，寄達本公司的香港股份過戶登記分處香港中央證券登記有限公司，地址為香港灣仔皇后大道東183號合和中心17M樓，或以電子郵件方式發送至本公司：aoyuan.hk@aoyuangroup.com。



MIX
Paper from responsible sources
源自負責任的森林資源的紙張
FSC™ C006398