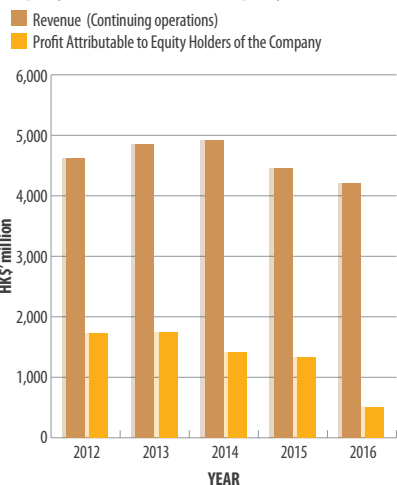
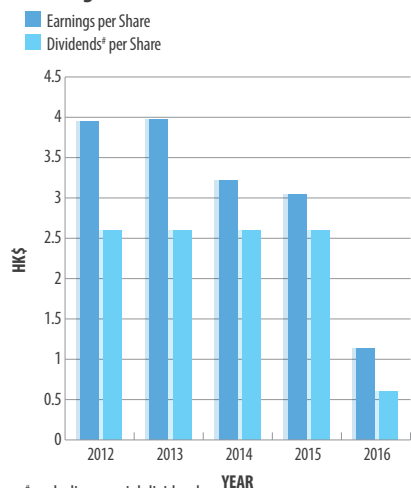


FINANCIAL HIGHLIGHTS

Revenue and Profit Attributable to Equity Holders of the Company



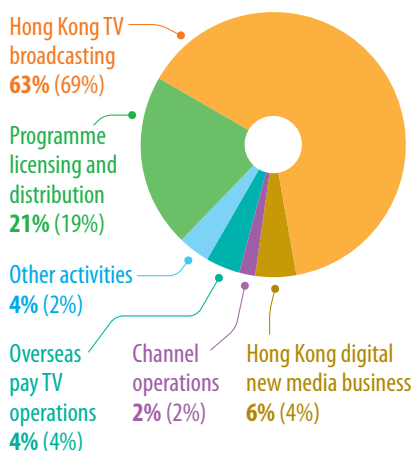
Earnings & Dividends* Per Share



* excluding special dividend

2016 Revenue by Operating Segment

% relating to 2015 are shown in brackets



	2016	2015	Change
Performance			
Earnings per share	HK\$1.14	HK\$3.04	-62%
Dividends per share			
- Interim	HK\$0.60	HK\$0.60	-
- Final	-	HK\$2.00	-100%
	HK\$0.60	HK\$2.60	-77%
	HK\$'mil	HK\$'mil	
Revenue			
- Hong Kong TV broadcasting	2,707	3,105	-13%
- Hong Kong digital new media business	230	170	35%
- Programme licensing and distribution	1,019	951	7%
- Overseas pay TV operations	169	186	-9%
- Channel operations	90	105	-14%
- Other activities	191	129	48%
- Inter-segment elimination	(196)	(191)	2%
	4,210	4,455	-5%
	HK\$'mil	HK\$'mil	
Segment (loss)/profit*			
- Hong Kong TV broadcasting	(71)	551	N/A
- Hong Kong digital new media business	(29)	41	N/A
- Programme licensing and distribution	444	410	8%
- Overseas pay TV operations	(40)	(30)	31%
- Channel operations	2	18	-87%
- Other activities	27	11	151%
- Corporate support	(33)	-	N/A
- Inter-segment elimination	1	(1)	N/A
	301	1,000	-70%
	HK\$'mil	HK\$'mil	
Total expenses ^Δ	3,888	3,439	13%
Profit attributable to equity holders	500	1,331	-62%
	31 December 2016	31 December 2015	
	HK\$'mil	HK\$'mil	
Total assets	12,357	9,113	36%
Total liabilities	5,127	1,277	301%
Total equity	7,230	7,836	-8%
Number of issued shares	438,000,000	438,000,000	-
Ratios			
Current ratio	10.1	8.8	
Gearing	53.1%	3.0%	
* excluding non-recurring income/(expenses)			
Δ represented the total of cost of sales, selling, distribution and transmission costs and general and administrative expenses			