

APSTAR
by APT Satellite

APT SATELLITE HOLDINGS LIMITED

(Incorporated in Bermuda with limited liability)
(Stock Code: 1045)



Annual Report
2017





COMPANY PROFILE

APT Satellite Holdings Limited (the “Company”) (Stock Code 1045) is a listed company in The Stock Exchange of Hong Kong Limited, holding the entire interest of APT Satellite Company Limited (The Company together with all its subsidiaries are collectively referred to as “the APT Group”).

APT Group commenced its operation in 1992. It currently operates in-orbit satellites, namely, APSTAR-5, APSTAR-6, APSTAR-7 and APSTAR-9 (“APSTAR Systems”) covering regions in Asia, Europe, Africa, and Australia approximately 75% of the world’s population. APT Group provides excellent quality transponder, satellite telecommunications and satellite TV broadcasting and transmission services to broadcasters and telecommunication customers of these regions.

The advanced APSTAR Systems of APT Group, supported with the comprehensive and high quality services, have become very important satellite resources of the Asia Pacific region.

APSTAR SYSTEMS

Satellites	Model	Orbital Slot	TRANSPONDERS			
			C-Band		Ku-Band	
			Number	Coverage	Number	Coverage
APSTAR-9	CASC DFH-4	142°E	32	Asia, Australia, New Zealand, Pacific-island, Hawaii	14	East Indian Ocean to west Pacific Ocean, steerable beam
APSTAR-7	TAS SB-4000C2	76.5°E	28	Europe, Asia, Africa, Australia	28	China, Middle East, Africa, steerable beam
APSTAR-6	TAS SB-4000C1	134°E	38	Asia, Australia, New Zealand, Pacific-island, Hawaii	12	China
APSTAR-5	SS/L FS-1300	138°E	38	Asia, Australia, New Zealand, Pacific-island, Hawaii	16	China, Mongolia, Korea, India

For more information, please contact us:

Head office: 22 Dai Kwai Street, Tai Po Industrial Estate, Tai Po, New Territories, Hong Kong

Tel: +852 2600 2100

Fax: +852 2522 0419

Email: investors@apstar.com (Investors Relations)

aptmk@apstar.com (Marketing & Sales)

Web-site: www.apstar.com

CONTENTS

2	Corporate Information
4	Financial Highlights
6	Chairman's Statement
10	Management Discussion and Analysis
21	Corporate Governance Report
35	Environmental, Social and Governance Report
47	Directors' and Senior Management's Profiles and Changes
54	Directors' Report
66	Independent Auditor's Report
72	Consolidated Statement of Profit or Loss
73	Consolidated Statement of Comprehensive Income
74	Consolidated Statement of Financial Position
76	Consolidated Statement of Changes in Equity
77	Consolidated Cash Flow Statement
78	Notes to the Consolidated Financial Statements
146	Five Years Financial Summary



CORPORATE INFORMATION

DIRECTORS

Executive Directors

Cheng Guangren (*President*)

Qi Liang (*Vice President*)

Non-executive Directors

Yuan Jie (*Chairman*) (up to 31 March 2018)

Lim Toon

Yin Yen-liang

Zhuo Chao (up to 28 August 2017)

Li Zhongbao (from 29 August 2017 and
appointed as Chairman from 1 April 2018)

Fu Zhiheng

Lim Kian Soon

Ba Risi (from 1 April 2018)

Tseng Ta-mon

(*alternate director to Yin Yen-liang*)

Independent Non-executive Directors

Lui King Man

Lam Sek Kong

Cui Ligu

Meng Xingguo

COMPANY SECRETARY

Tsang Chi Tat (up to 31 October 2017)

Lau Tsui Ling Shirley (from 1 November 2017)

AUTHORISED REPRESENTATIVES

Cheng Guangren

Tsang Chi Tat (up to 31 October 2017)

Lau Tsui Ling Shirley (from 1 November 2017)

MEMBERS OF AUDIT AND RISK MANAGEMENT COMMITTEE

Lui King Man (*Chairman*)

Lam Sek Kong

Cui Ligu

Meng Xingguo

MEMBERS OF NOMINATION COMMITTEE

Lam Sek Kong (*Chairman*)

Qi Liang

Lui King Man

Cui Ligu

Meng Xingguo

MEMBERS OF REMUNERATION COMMITTEE

Lui King Man (*Chairman*)

Qi Liang

Lam Sek Kong

Cui Ligu

Meng Xingguo

AUDITORS

KPMG

Certified Public Accountants

PRINCIPAL BANKERS

Bank of China (Hong Kong) Limited

Bank of Communications Company Limited

Hong Kong Branch

The Hongkong and Shanghai Banking

Corporation Limited

LEGAL ADVISORS

Sit, Fung, Kwong & Shum, Solicitors

PRINCIPAL SHARE REGISTRAR AND TRANSFER OFFICE

Estera Management (Bermuda) Limited

Canon's Court

22 Victoria Street

Hamilton, HM 12

Bermuda



HONG KONG BRANCH SHARE REGISTRAR AND TRANSFER OFFICE

Tricor Tengis Limited
Level 22, Hopewell Centre
183 Queen's Road East
Hong Kong

REGISTERED OFFICE

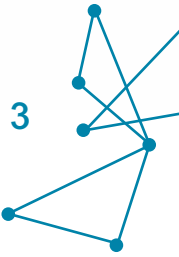
Clarendon House
2 Church Street
Hamilton, HM 11
Bermuda

HEAD OFFICE AND PRINCIPAL PLACE OF BUSINESS

22 Dai Kwai Street
Tai Po Industrial Estate
Tai Po
New Territories
Hong Kong
Tel: (852) 2600 2100
Fax: (852) 2522 0419
Web-site: www.apstar.com
e-mail: aptmk@apstar.com (Marketing & Sales)
investors@apstar.com (Investor Relations)

STOCK CODE

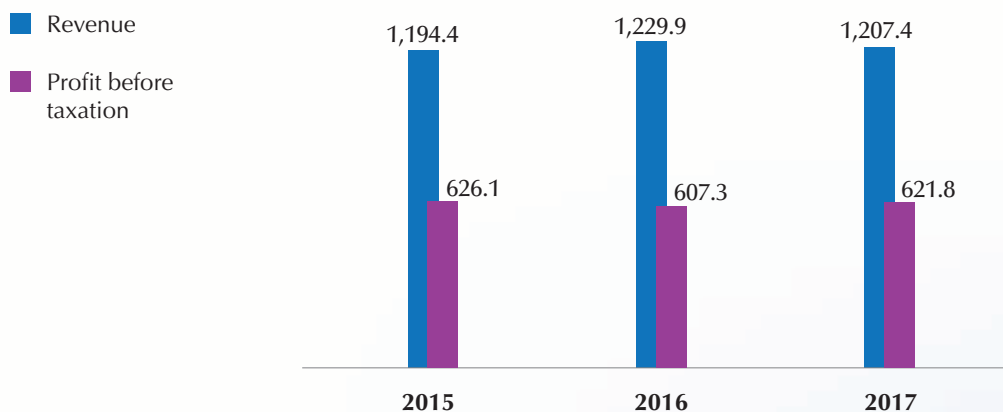
1045



FINANCIAL HIGHLIGHTS

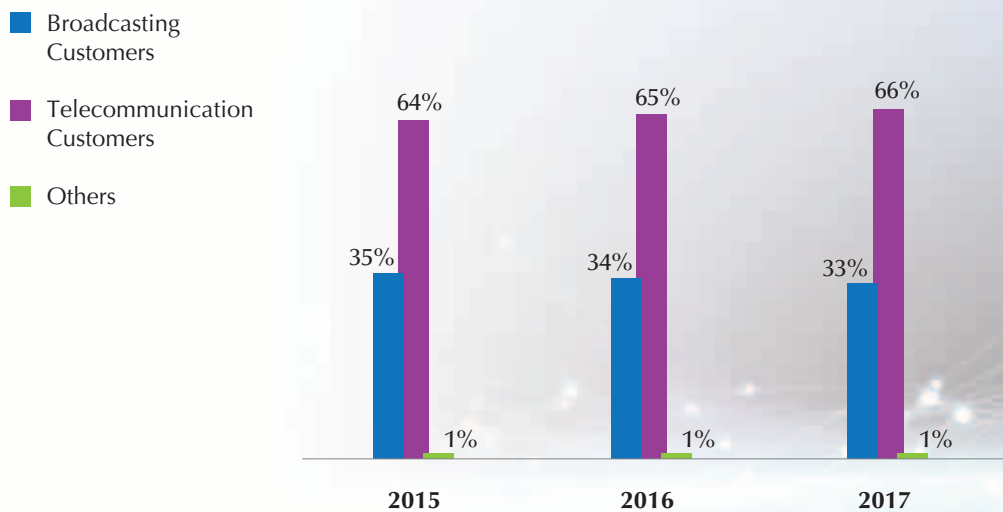
REVENUE & PROFIT BEFORE TAXATION

(HK\$ Million)



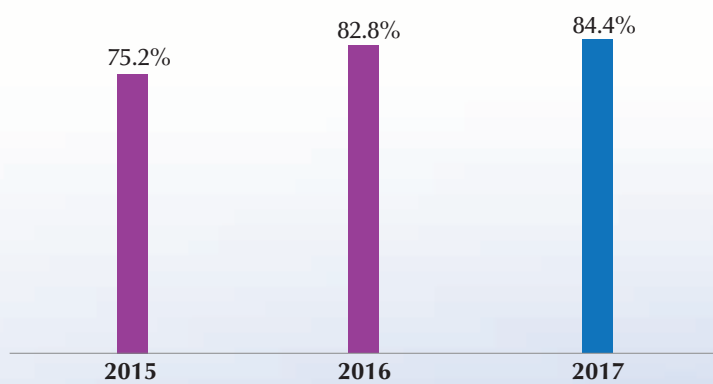
REVENUE BREAKDOWN BY BUSINESS

(Percentage)



EBITDA MARGIN

(Percentage)



CHAIRMAN'S STATEMENT

The Board of Directors (the "Board") of APT Satellite Holdings Limited (the "Company") is pleased to announce the audited consolidated results of the Company and its subsidiaries (the "Group") for the year ended 31 December 2017.

RESULTS

Revenue

In 2017, the Group's revenue amounted to HK\$1,207,440,000 (2016: HK\$1,229,933,000), representing a decrease of 1.8% amounting to HK\$22,493,000 as compared to 2016.

Profit before taxation

In 2017, the Group's profit before taxation amounted to HK\$621,792,000 (2016: HK\$607,303,000), representing an increase of 2.4% amounting to HK\$14,489,000 as compared to 2016.

Profit attributable to equity shareholders

In 2017, the Group's profit attributable to equity shareholders amounted to HK\$504,557,000 (2016: HK\$493,608,000), representing an increase of 2.2% amounting to HK\$10,949,000 as compared to 2016. Basic earnings per share and diluted earnings per share were HK54.20 cents (2016: HK52.92 cents).

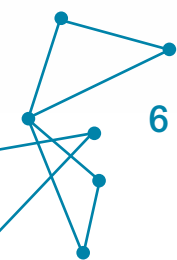
DIVIDENDS

During the year, the Company has declared and paid an interim dividend in cash of HK3.50 cents per ordinary share. Owing to the fact that the future cash inflow of the Group will be relatively stable, and for the graduate increase of the investment return of shareholders, the Board has resolved to declare a final dividend in cash of HK10.50 cents per ordinary share for the financial year ended 31 December 2017 (2016: HK5.00 cents per ordinary share). The final dividend is conditional upon the passing of the relevant resolution at the forthcoming annual general meeting (the "Annual General Meeting") which will be held on Wednesday, 23 May 2018. The final dividend will be paid on or about Friday, 22 June 2018 to shareholders whose names appear on the register of members at the close of business on Thursday, 7 June 2018.

BUSINESS REVIEW

In-Orbit Satellites

During the year, the Group's in-orbit satellites and their corresponding ground TT&C (telemetry, tracking and command) systems and earth station have been operating under normal condition and continue to provide reliable and high quality services to the Group's customers. As at 31 December 2017, the overall average transponder utilisation rate of the Group's satellites was 75.9%, representing an increase of 5.4 percentage points as compared with the total transponder utilisation rate at the end of 2016.



The Group's in-orbit satellites, namely, APSTAR-5, APSTAR-6, APSTAR-7 and APSTAR-9, have integrated to form the super wide and strong satellite service capability provided to Asia, Australia, Middle East, Africa, Europe, and the Pacific region, covering more than 75% of the world's population.

APSTAR-5 Satellite

APSTAR-5, positioned at 138 degree East geostationary orbital slot, with footprints covering the regions in Asia, Australia, New Zealand, Pacific Islands and Hawaii. The Group holds 20 C-band transponders and 9 Ku-band transponders of this satellite. The Group has commissioned APSTAR-5C as the replacement satellite programme for APSTAR-5.

APSTAR-6 Satellite

APSTAR-6, positioned at 134 degree East geostationary orbital slot, is equipped with 38 C-band transponders and 12 Ku-band transponders with footprints covering the regions in Asia, Australia, New Zealand, Pacific Islands and Hawaii. The Group has commissioned APSTAR-6C as the replacement satellite programme for APSTAR-6.

APSTAR-7 Satellite

APSTAR-7, positioned at 76.5 degree East geostationary orbital slot, is equipped with 28 C-band transponders and 28 Ku-band transponders with footprints covering the regions in Asia Pacific region, Middle East, Africa and Europe.

APSTAR-9 Satellite

APSTAR-9 positioned at 142 degree East geostationary orbital slot, is equipped with 32 C-band transponders and 14 Ku-band transponders with footprints covering the regions in Asia, Australia, New Zealand, Pacific Islands and Hawaii.

Future Satellites

APSTAR-5C Satellite

APSTAR-5C is the replacement satellite for APSTAR-5. It will replace the in-orbit satellite APSTAR-5, for the continuity of the business and sustaining reliable services to existing APSTAR-5 customers. APSTAR-5C, which is scheduled to replace APSTAR-5 in the third quarter of 2018, will carry additional transponders, including satellite payload with high-throughput capacities covering the Southeast Asia region, with wider coverage, greater capacity and more powerful function, it can satisfy future market demand so as to maintain the competitive edge of the Group.

APSTAR-6C Satellite

APSTAR-6C is the replacement satellite for APSTAR-6. APSTAR-6C is scheduled to be launched in the second quarter of 2018 to replace the in-orbit satellite APSTAR-6. It has 26 C-band transponders, 19 Ku-band/Ka-band transponders. APSTAR-6C will provide more stable and reliable services to existing APSTAR-6 customers.



CHAIRMAN'S STATEMENT

APSTAR-6D Satellite

The Group has always insisted on the concept of innovation and development, and has been actively looking for opportunities to improve the Group's ability of customer services. During the period, APT Mobile SatCom Limited ("APT Mobile"), a corporation established by the Group in Mainland China has achieved rapid progress. APT Mobile has been developing APSTAR-6D, a high-throughput satellite business in Asia Pacific region and Mainland China. APSTAR-6D is a sister satellite of APSTAR-6C and is scheduled to be launched in the second half of 2019.

The Group develops and launches new satellites built with the latest advanced technology and versatile footprint coverage in order to maintain business continuity of the Group's customers and to enhance its edge in market competition and service capabilities over the region and to sustain business growth with both conventional and high throughput transponder capacities.

TRANSPONDER LEASE SERVICES

During 2017, facing the unfavourable market conditions of the oversupply in the global satellite transponder market and the decline in the transponder lease price, the Group actively explores new markets and new businesses. The Group continues to enrich the service contents and varieties while providing high quality services to the customers, and has achieved an outstanding performance in the growth in transponder utilisation rate. As at 31 December 2017, the overall average transponder utilisation rate of the Group's satellites was 75.9%, representing an increase of 5.4 percentage points. The Group has maintained satisfactorily high utilisation rates, which lays the foundation for continuous and relatively high profitability for the Group.

SATELLITE TV BROADCASTING AND UPLINK SERVICES, SATELLITE-BASED TELECOMMUNICATION SERVICES AND DATA CENTRE SERVICES

With the Non-domestic Television Programme Service Licence, the Unified Carrier Licence and the satellite earth station facilities and data centre facilities, the Group will continue to expand the scope of services and provide customers with satellite TV broadcasting and uplink services, satellite telecommunication services and data centre services, to achieve excellent synergic effects.

BUSINESS PROSPECTS

Looking into 2018, the market competition of the satellite industry will be fierce. Nevertheless, the transponder utilisation rates of the Group's satellites, APSTAR-5, APSTAR-6, APSTAR-7 and APSTAR-9, as the premium satellite resources, will continue to be at satisfactorily high level, together with the much powerful APSTAR-5C and APSTAR-6C will strengthen the Group's ability of sustained and stable growth.



CORPORATE GOVERNANCE

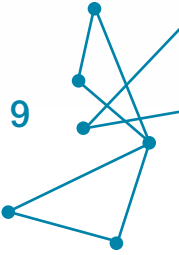
The Group commits to a high standard of corporate governance especially in internal control and compliance; adheres to the business code of ethics, which is applicable to all directors, senior management, and all employees; implements whistleblower protection policy, as well as advocates environmental awareness.

NOTE OF APPRECIATION

In 2017, the Group continued to achieve encouraging and excellent results. I would like to express my sincere gratitude to all the customers of the Group and my grateful gratitude to the directors and all our staff for their valuable contribution to the development of the Group.

By Order of the Board
APT Satellite Holdings Limited
Yuan Jie
Chairman

Hong Kong, 23 March 2018



MANAGEMENT DISCUSSION & ANALYSIS

BUSINESS REVIEW

Corporate strategies & positioning

The Group endeavours to become one of the leading regional satellite operators in the Asia Pacific region. It commenced its operation in 1992 and currently operates in-orbit satellites, namely, APSTAR-5, APSTAR-6, APSTAR-7 and APSTAR-9 in geostationary orbital slots at 138, 134, 76.5 and 142 degree East covering regions in Asia, Europe, Africa, and Australia, approximately 75% of the world's population with its reliable and high-standard quality transponder, broadcasting, telecommunication and data-centre services.

Financial performance

Despite the fact that the Group has encountered fierce market competition due to oversupply situation in transponder market and significant price pressure, the Group has maintained its profitability in the year 2017. The Group's revenue in 2017 amounted to HK\$1,207,440,000 (2016: HK\$1,229,933,000), representing a decrease of 1.8% amounting to HK\$22,493,000 as compared to 2016. The Group's profit attributable to equity shareholders amounted to HK\$504,557,000 in 2017 (2016: HK\$493,608,000). Basic earnings per share and diluted earnings per share were both HK54.20 cents in 2017 (2016: HK52.92 cents).

Utilisation rates

Despite of the supply over demand situation in the transponder market, the overall average transponder utilisation rate of the Group's satellites as at 31 December 2017 increased to 75.9% representing an increase of 5.4 percentage points. The Group has maintained satisfactorily high utilisation rates which ensure promising contribution for continuous profitability of the Group.

New satellite developments

In an effort to ensure the sustainability and continuity of the Group's business and income growth in the coming years, the Group has committed the replacement satellite projects, namely APSTAR-5C and APSTAR-6C, for its existing APSTAR-5 and APSTAR-6 respectively in 2015.

APSTAR-5C

APSTAR-5C is the replacement satellite for APSTAR-5. It will replace the in-orbit satellite APSTAR-5, for the continuity of the business and sustaining reliable services to existing APSTAR-5 customers. APSTAR-5C, which is scheduled to replace APSTAR-5 in the third quarter of 2018, will carry additional transponders, including satellite payload with high-throughput capacities covering the Southeast Asia region, with wider coverage, greater capacity and more powerful function, it can satisfy future market demand so as to maintain the competitive edge of the Group.



APSTAR-6C

APSTAR-6C is the replacement satellite for APSTAR-6. APSTAR-6C is scheduled to be launched in the second quarter of 2018 to replace the in-orbit satellite APSTAR-6. It has 26 C-band transponders, 19 Ku-band/Ka-band transponders. APSTAR-6C will provide more stable and reliable services to existing APSTAR-6 customers.

APSTAR-6D

The Group has always insisted on the concept of innovation and development, and has been actively looking for opportunities to improve the Group's ability of customer services. During the period, APT Mobile SatCom Limited ("APT Mobile"), a corporation established by the Group in Mainland China has achieved rapid progress. APT Mobile has been developing APSTAR-6D, a high-throughput satellite business in Asia Pacific region and Mainland China. APSTAR-6D is a sister satellite of APSTAR-6C and is scheduled to be launched in the second half of 2019.

The Group develops and launches new satellites built with the latest advanced technology and versatile footprint coverage in order to maintain business continuity of the Group's customers and to enhance its edge in market competition and service capabilities over the region and to sustain business growth with both conventional and high throughput transponder capacities.

Rental received and liquidity

Despite the fact that the Group is in the progress of developing two replacement satellites, APSTAR-5C and APSTAR-6C (the "Replacement Satellites") and invests in an associate company concurrently, with total capital commitment in aggregate of US\$142,005,000 (equivalent to HK\$1,107,636,000) as at 31 December 2017, the financial position and cash flow situation of the Group over the coming years will remain to be sound owing to the facts that (a) the Group had approximately HK\$967,117,000 of cash and bank balances as at 31 December 2017; (b) the Group has operating cash inflow arising from the transponder lease services during the year ended 31 December 2017; (c) the Group has available unutilised bank loan facilities approximately US\$107,398,000 (equivalent to HK\$837,704,000); and (d) the Group has been at a fairly low gearing position which allows it to raise external borrowings in the future, when necessary.

Principal risks and uncertainties

The Group, being one of the leading regional satellite operators in the Asia Pacific region operating several in-orbit satellites, may encounter various types of risks at different levels and in various forms. It is the responsibility of the Board of the Company to oversee and manage the risks and uncertainties to be encountered by the Group.



MANAGEMENT DISCUSSION & ANALYSIS

Principal risks and uncertainties (Continued)

The principal risks and uncertainties identified and faced by the Group are discussed below:

1. *Project Development and Technical Risks*

(a) Satellite Launch Risks

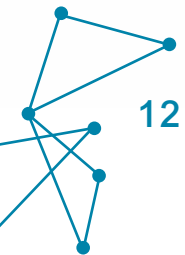
There are two Replacement Satellites, namely APSTAR-5C and APSTAR-6C. APSTAR-5C is scheduled to replace APSTAR-5 in the third quarter of 2018, and APSTAR-6C is the replacement satellite for APSTAR-6 and is scheduled to be launched in the second quarter of 2018. APSTAR-6D will be launched in 2019. A number of factors such as construction schedule and quality, the performance of the launch vehicle used, the delay or failure of the launch of the Replacement Satellites, the technology which the Replacement Satellites have adopted, and operational life of the satellites to be replaced will affect the implementation of the replacement project and the Group's performance of operation and/or financial condition.

In line with the industry practice, the launch risks of the new satellites will be covered by their respective launch insurance policies, which will be taken out in due course such that the total project costs including the insurance premium of the new satellite projects will be fully covered by the respective insurance policies. In the unlikely event of any launch failure, the loss or damages of the satellite will be recovered by the insurance indemnity under the respective insurance policy. The Group will also have reasonable backup satellite arrangements, which will be put into effect once the unlikely event of launch failure occurs, so as to ensure that the satellites to be replaced will be succeeded before their end of life.

(b) Satellite In-orbit Failure Risks

Any in-orbit failure of the Group's operational satellites or their transponders will have an adverse effect on the Group's net asset value and financial performance.

The Group will, in line with the industry practice, take out in-orbit insurance policies to cover the risks of operational failure of the Group's in-orbit satellites. The insurance will cover the net book values of the in-orbit satellites. In the unlikely event of failure or losses of in-orbit satellite, the Group will be able to recover such losses or damages by the insurance indemnity under the respective insurance policies.



Principal risks and uncertainties (Continued)

2. *Market Risks*

Major market risks will stem from:

- (i) oversupply situation of transponders due to advancement of satellite telecommunication technology and newly launched satellites;
- (ii) price pressure as a result of fierce market competition in subsequent to oversupply situation of transponders and other mature and high cost effective technology in the market;
- (iii) default of contracts due to the collapses of certain businesses caused by gradual economic downturn in certain economies and sectors; and
- (iv) business risks attributable to the fact of being relying on a few key customers or markets.

The Group is implementing the above Replacement Satellites projects, and shall provide the market with advanced technology and better performance of satellite resource, so as to enhance the competitive edge and to satisfy the diverse market demand for satellite applications, to strive to expand the market and customer base while maintaining the existing market share, and to achieve the diversification and reduction of market risks.

3. *Financial Risks*

Major financial risks will stem from the following situations (Details of the Group's financial risk management are set out in note 30 to the financial statements of the annual report):

- (i) Most of the payments under the Group's transponder utilisation agreements are denominated in US Dollars. Part of the revenue from the Mainland China market is denominated in Renminbi. The fluctuation of Renminbi exchange rate against Hong Kong dollars may adversely affect our operating results. On the other hand, the Group's risk exposure due to fluctuation of the United States Dollar exchange rate against Hong Kong dollars is insignificant as the Hong Kong Dollar is pegged to the United States Dollar.

In the light of the revenue from the Mainland China market being denominated in Renminbi, the Group considers that the Group's risk exposure due to fluctuation of exchange rates is not significant. The Group reviews the Group's risk exposure due to fluctuation of exchange rates regularly and recognises hedging as one of the measures to mitigate the currency risk.

MANAGEMENT DISCUSSION & ANALYSIS

Principal risks and uncertainties (Continued)

3. Financial Risks (Continued)

- (ii) As of 31 December 2017, the Group's outstanding bank loans consisted of variable interest rate loans only. The Group noted the imminent gradual increase of interest rate from low interest level in the past. The Group will assess the effectiveness of hedging instruments continuously and regularly.
- (iii) The change of tax regime in the countries from which the revenue is derived. To reduce the tax risk, the Group has sought advice from tax consultants for review and assessment of the global tax impact.
- (iv) The liquidity risk as a result of the commitment of significant capital investment on the developments of the Replacement Satellites and APSTAR-6D projects, which may increase cash flow pressure to a certain extent.
- (v) Possible adverse effect to net income by impairments of the value of property, plant and equipment (including the satellites) and intangible assets. If any part of the property, plant and equipment (including the satellites) and intangible assets are deemed to be impaired in whole or in part, the Group could be required to reduce or write-off such assets, which could have a material adverse effect on our financial condition.

As mentioned in earlier paragraphs, the financial position and cash flow situation of the Group over the coming years will remain to be sound. In view of the existing internal resources of the Group as well as the cash inflow from the transponder lease service and the external borrowings in the future, the Group can comfortably cope with any long-term or short-term financial and cash-flow commitment without difficulties.



Principal risks and uncertainties (Continued)

4. *Regulatory Risks*

The regulatory and conformance risks may stem from the change of the statutes, rules, codes or regulatory regime in Hong Kong or overseas where the Group's services are performed.

The Group will apply for the necessary licences and permits for the Replacement Satellites and APSTAR-6D in a timely manner for their respective operations and commit to comply with all relevant laws and regulations.

The Group has reviewed the changes and updates of those relevant laws, regulations and standards including The Rules Governing the Listing of Securities (the "Listing Rules"), the Hong Kong Companies Ordinance (Cap. 622), the Securities and Futures Ordinance (Cap. 571), the Competition Ordinance (Cap. 619), Companies Act 1981 of Bermuda (as amended) and the International/Hong Kong Financial Reporting Standards which may have significant effect on the Group's financial reporting, compliance and operation. The Group has not encountered any significant risk on regulatory compliance during the year.

5. *Litigation Risks*

During the year, a direct wholly-owned subsidiary of the Group, received a summons and complaint, filed by Fashion Television LLC against them in the Supreme Court of the State of New York, County of New York in respect of an action for contributory trademark infringement and vicarious trademark infringement. After considering the external legal advice, the Company is of the view that the above legal proceedings will not affect the normal business and operations of the Group. Details of the above legal proceedings are disclosed in the announcement dated 29 June 2017. Except for above legal proceedings, there was no other litigation or claim of material significance known to the Group to be pending or threatened by or against the Company or any member of the Group during the year.

6. *Financial Reporting Risks*

During the year, the Group has maintained effective internal control systems and independent internal audit function. The Group has maintained the Whistle-blower Protection Policy. The Group has not received any concern or report through the whistle-blowing system.

The Board and the Audit and Risk Management Committee have reviewed the above risks identified and are of the view that they will not cause imminent and material adverse effect or impact to the financial and normal operation of the Group, and that these risks are under control.

MANAGEMENT DISCUSSION & ANALYSIS

Key financial performance

	2017 HK\$'000	2016 HK\$'000	Changes
Revenue	1,207,440	1,229,933	-1.8%
Gross profit	740,361	737,345	+0.4%
Profit before taxation	621,792	607,303	+2.4%
Profit attributable to equity shareholders	504,557	493,608	+2.2%
Basic earnings per share (HK cents)	54.20	52.92	+2.4%
EBITDA (note 1)	1,018,976	1,018,793	-
EBITDA Margin (%)	84.4%	82.8%	+1.6 percentage points

	At 31 December		
	2017 HK\$'000	2016 HK\$'000	Changes
Total cash and bank balance	967,117	802,982	+20.4%
Total assets	7,325,765	6,463,035	+13.3%
Total liabilities	2,025,085	1,613,841	+25.5%
Net assets per share (HK\$)	5.69	5.20	+9.4%
Gearing ratio (%)	27.6%	25.0%	+2.6 percentage points
Liquidity ratio	3.55 times	2.86 times	+0.69 times

Note 1: EBITDA is defined as earnings before interest expenses and other finance costs, taxation, depreciation and amortisation.

Revenue	2017 HK\$'000	2016 HK\$'000	Changes
Income from provision of satellite transponder capacity and related services	1,172,439	1,190,819	-1.5%
Income from provision of satellite-based broadcasting and telecommunications services	25,711	20,258	+26.9%
Service income	9,290	18,856	-50.7%
Total	1,207,440	1,229,933	-1.8%

Revenue (Continued)

For the year ended 31 December 2017, the Group's revenue decreased by 1.8% to HK\$1,207,440,000. The increase in gross profit was mainly due to the decrease in in-orbit insurance of APSTAR-9. The profit attributable to shareholders increased by 2.2% to HK\$504,557,000. The increase was mainly because no finance costs was recognised during the year, as compared to finance costs of HK\$9,283,000 in the previous year.

Other Net Income	2017 HK\$'000	2016 HK\$'000	Changes
Interest income on bank deposits and other interest income	12,143	13,784	-11.9%
Foreign currencies exchange gain/(loss)	3,427	(5,177)	+166.2%
Rental income in respect of properties less direct outgoing expenses	1,325	1,153	+14.9%
Other service income	1,189	3,993	-70.2%
Other income	596	450	+32.4%
Total	18,680	14,203	+31.5%

Total other net income for the year ended 31 December 2017 increased by 31.5% to HK\$18,680,000. The increase was mainly because the foreign exchange rate of the Renminbi has appreciated against the Hong Kong Dollar during the year ended 31 December 2017, foreign currencies exchange gain of HK\$3,427,000 was recognised during the year, as compared to exchange loss of HK\$5,177,000 in the previous year.

Finance costs

There was no finance costs recognised during the year ended 31 December 2017, as compared to finance costs of HK\$9,283,000 in 2016. The decrease was primarily due to the finance costs of HK\$16,214,000 capitalised for payments in respect of APSTAR-5C and APSTAR-6C during the year.

Fair value changes on financial instrument designated at fair value through profit or loss

Based on the market price as at 31 December 2017, the balance of 141,651,429 ordinary shares of CNC Holdings Limited was remeasured at a fair value of HK\$7,366,000, with fair value loss of HK\$16,573,000 recognised in profit or loss. The details of financial assets at fair value through profit or loss of the Group are set out in note 16 of this report.

Income tax

Income tax expenses for the year ended 31 December 2017 increased to HK\$117,235,000, as compared to HK\$113,695,000 in 2016. The increase was mainly due to the increase in deferred taxation for the current year. The details of income tax of the Group are set out in note 5 of this report.

MANAGEMENT DISCUSSION & ANALYSIS

EBITDA

As a result of the decrease in cost of services, EBITDA for the year ended 31 December 2017 increased to HK\$1,018,976,000, with the margin increased from 82.8% to 84.4%.


CAPITAL EXPENDITURE, LIQUIDITY, FINANCIAL RESOURCES AND GEARING RATIO

For the year ended 31 December 2017, the Group's capital expenditure incurred for property, plant and equipment was HK\$466,278,000 (2016: HK\$511,243,000). The capital expenditure was mainly for the payment for the construction of the APSTAR-6C, the payment of leasehold improvements and addition of equipments. The above capital expenditures were financed by internally-generated funds, cash flows from operating activities and borrowings from banks.

On 14 June 2016, APT Satellite Company Limited ("APT HK"), as borrower, and the Company, as guarantor, entered into a facility agreement with Bank of China (Hong Kong) Limited in respect of facilities not exceeding an aggregate amount of US\$215,600,000 (equivalent to HK\$1,681,680,000) (the "2016 Facility"). The 2016 Facility comprises three components, including term loan facilities of up to US\$130,000,000 (equivalent to HK\$1,014,000,000) (the "Term Loan Facility"), revolving loan facility of up to US\$70,000,000 (equivalent to HK\$546,000,000) and a facility of up to US\$15,600,000 (equivalent to HK\$121,680,000) on certain commercial arrangements. The 2016 Facility is to be applied to finance the operation of APT HK including but not limited to the repayment of its existing bank borrowings, the procurement of satellites, the launch services of the satellites and the working capital in relation to such projects. The 2016 Facility is secured by insurance claim proceeds relating to APSTAR-6C. As at 31 December 2017, US\$107,602,000 (equivalent to HK\$839,296,000) (2016: US\$65,302,000 (equivalent to HK\$509,356,000)) has been drawn down against the Term Loan Facility under the 2016 Facility. The Term Loan Facility is repayable by way of seven semi-annual instalments commencing from the 24th month after the Term Loan Facility was first drawn down.

In addition, on 14 June 2016, APT HK, as borrower, and the Company, as guarantor, entered into a facility agreement with The Hongkong and Shanghai Banking Corporation Limited in respect of a revolving loan facility up to US\$10,000,000 (equivalent to HK\$78,000,000). On 29 August 2017, the revolving loan facility has been increased to US\$25,000,000 (equivalent to HK\$195,000,000). As at 31 December 2017, US\$10,000,000 (equivalent to HK\$78,000,000) (2016: US\$10,000,000 (equivalent to HK\$78,000,000)) has been drawn down against the facility. The facility is repayable within one year from the date of drawdown of the facility.

As at 31 December 2017, the total borrowings (net of unamortised finance cost) amounted to approximately HK\$913,463,000 (2016: approximately HK\$582,241,000). The Group recorded an increase of approximately HK\$331,222,000 in the total borrowings during the year ended 31 December 2017, which were due to the increase of borrowing amount for the repayment of construction costs of APSTAR-5C and APSTAR-6C.



CAPITAL EXPENDITURE, LIQUIDITY, FINANCIAL RESOURCES AND GEARING RATIO (Continued)

The debt maturity profile (net of unamortised finance cost) of the Group was as follows:

Term of repayment	HK\$
Repayable within one year or on demand	111,572,000
Repayable after one year but within five years	801,891,000
	<u>913,463,000</u>

As at 31 December 2017, the Group's total liabilities were HK\$2,025,085,000, an increase of HK\$411,244,000 as compared to 31 December 2016, mainly due to the increase of drawdown of bank loan with regards to the 2016 Facility. As a result, the gearing ratio (total liabilities/total assets) has increased to 27.6%, representing a 2.6 percentage points increase as compared to 31 December 2016.

For the year ended 31 December 2017, the Group recorded a net cash inflow of HK\$277,700,000 (2016: outflow of HK\$327,318,000) which included net cash inflow of HK\$659,614,000 generated from operating activities and HK\$234,799,000 generated from financing activities. This was offset by net cash outflow of HK\$618,228,000 used in investing activities.

As at 31 December 2017, the Group has approximately HK\$967,117,000 of cash and bank balances, 92.8% of which were denominated in United States Dollar, 4.1% in Renminbi and 3.1% in Hong Kong Dollar and other currencies which comprising HK\$531,253,000 cash and cash equivalents and HK\$435,864,000 bank deposits with original maturity beyond 3 months. Together with cash inflow to be generated from operations, the Group could meet with ease all the debt repayments scheduled in the future years.

Capital structure

The Group consistently adheres to conservative fund management. The solid capital structure and financial strength continue to provide a solid foundation for the Group's future development.

Foreign exchange exposure

The Group's revenue and operating expenses are mainly denominated in United States Dollar and Renminbi. Capital expenditures are denominated in United States Dollar. The effect of exchange rate fluctuation in the United States Dollar is insignificant as the Hong Kong Dollar is pegged to the United States Dollar. The foreign exchange rate of the Renminbi has appreciated against the Hong Kong Dollar during the year ended 31 December 2017.

MANAGEMENT DISCUSSION & ANALYSIS

CAPITAL EXPENDITURE, LIQUIDITY, FINANCIAL RESOURCES AND GEARING RATIO (Continued)

Interest rate exposure

In respect of the Group's cash flow exposure to interest rate risk arising primarily from long-term borrowings at floating LIBOR rate, the Group has not entered into any interest rate risk hedge to mitigate exposure to interest rate risks during the year.

Charges on group assets

At 31 December 2017, there were no pledged bank deposits relating to certain commercial arrangements (2016: HK\$39,000).

At 31 December 2017, a letter of guarantee issued by a bank to a subsidiary of the Company is secured by the Group's land and buildings with a net book value of approximately HK\$3,375,000 (2016: HK\$3,491,000).

Capital commitments

As at 31 December 2017, the Group has outstanding capital commitments mainly related to APSTAR-5C, APSTAR-6C and investment in an associate which is not provided for in the Group's financial statements. Among which HK\$194,667,000 (2016: HK\$194,667,000) commitments were authorised but not contracted for and HK\$912,969,000 (2016: HK\$1,780,815,000) was contracted for.

Contingent liabilities

The details of contingent liabilities of the Group are set out in note 31 of this report.

Non-adjusting event after the reporting period

After the end of the reporting period, the directors proposed a final dividend. Further details are disclosed in note 40 of this report.

Compliance Confirmation

The Board confirms that throughout the year 2017, the Group has conformed in all material respects with all the requirements under relevant statutes, rules, standards, codes, licenses in respect of its operation, financial reporting, or disclosures in Hong Kong or other applicable jurisdictions.

Environmental Protection and Stakeholders' Rights

The Group recognizes and respects: (i) the importance of environmental protection; (ii) the lawful rights of stakeholders, broadly to be categorized as employees, customers, suppliers, members of communities, and (iii) corporate social responsibilities of the Group as a member of the society. A specific report on these issues is covered in the Environmental, Social and Governance Report of this Annual Report.



CORPORATE GOVERNANCE REPORT

Pursuant to Appendix 14 of The Rules Governing the Listing of Securities (“Listing Rules”) on The Stock Exchange of Hong Kong Limited (“Stock Exchange”), the board of directors (the “Board”) of APT Satellite Holdings Limited (the “Company”) presents this Corporate Governance Report for the accounting period covered by this annual report.

CORPORATE GOVERNANCE PRACTICES

The Board remains committed in maintaining high standard of corporate governance in the Company and its subsidiaries (collectively the “Group”).

Throughout the year ended 31 December 2017, albeit few exceptions as explained below, the Board upholds the compliance of the code provisions (“Code Provisions”) as well as some Recommended Best Practices (“Best Practices”) set out in the Corporate Governance Code contained in Appendix 14 of the Listing Rules.

To comply with the Code Provision and some Best Practices and to ensure the standard of corporate governance, the Board has maintained the Audit and Risk Management Committee, the Nomination Committee and the Remuneration Committee having respective Terms of Reference.

At the management level, in order to further strengthen the management and control of risks and compliance matters, the Company has also established the Internal Control, Audit and Risk Management Committee and an internal audit team, which report directly to the Audit and Risk Management Committee on its findings and recommendations.

Furthermore, in order to promote honest and ethical business conduct throughout the Group, the Board has also adopted a series of codes and measures, including the Code of Ethics for the directors and officers of the Company; the Model Code for Securities Transactions by Directors of Listed Issuers set out in Appendix 10 of the Listing Rules; the Code of Ethics for all employees; the Complaint Handling Procedure and the Whistleblower Protection Policy.

COMPLIANCE WITH CORPORATE GOVERNANCE CODE

Throughout the year of 2017, the Company has complied with the Code Provisions save for the following Code Provisions:

- A4.1 the non-executive directors of the Company are not appointed for a specific term given they shall retire from office by rotation once every three years except the Chairman of the Board and the President in accordance with the Bye-Laws of the Company;
- A4.2 the Chairman of the Board and the President are not subject to retirement by rotation such that it would help the Company in maintaining its consistency of making business decisions; and

CORPORATE GOVERNANCE REPORT

COMPLIANCE WITH CORPORATE GOVERNANCE CODE (Continued)

A4.3 During the financial period, Mr. Li Zhongbao was appointed by the Company as a Non-Executive Director on 29 August 2017 to fill a casual vacancy. For the purpose of maintaining the continuity of his directorship in the Group and acting according to the request of the Group, he did not resign from his directorship for re-election at the first general meeting of the Company held on 14 November 2017 according to Paragraph A.4.2 of Appendix 14 of the Listing Rules. However, he will retire from his directorship and will offer himself for re-election at the Annual General Meeting pursuant to Bye-law 86(2) of the Company's Bye-laws.

DIRECTORS' SECURITIES TRANSACTIONS

The Company has adopted a code of conduct (the "Code of Conduct") regarding directors' securities transactions on terms no less exacting than the required standard set out in the Model Code ("Model Code") contained in the Appendix 10 of the Listing Rules. The Board has also adopted the newly amended Model Code which came into effect in 2009.

Having made specific enquiries of all directors, the Company's directors have confirmed that they have complied with the required standard set out in the Model Code and its Code of Conduct regarding directors' securities transactions throughout the accounting period covered by this annual report of the Company.

For details of the Directors' interests in shares of the Company, please refer to the section headed "Directors' and Chief Executive's Interests in Shares" in the "Directors' Report" of this annual report.


BOARD OF DIRECTORS

Composition of the Board

The Board is responsible for determining the overall strategy; reviewing and approving the work plan of the Group; and overseeing the corporate governance of the Group. The management of the Company is responsible for proposing and implementing the work plan of the Group, executing the day-to-day operation of the Group and undertaking any further responsibilities as delegated by the Board from time to time.

The Board comprises two Executive Directors, six Non-executive Directors and four Independent Non-executive Directors ("INEDs"). Biographical information, including the relationships, if any, among members of the Board, is set out in the section headed "Directors' and Senior Management's Profiles and Changes" of this annual report.

In respect of the Listing Rules requirements regarding sufficient number of INEDs and one INED with appropriate qualifications, the Company has met these requirements. The Company has received from each of the INEDs an annual confirmation as regards their independence pursuant to rule 3.13 of the Listing Rules and in the opinion of the Board having regard to the Company's Nomination Committee's assessment of their independence, they remain to be considered as independent.



BOARD OF DIRECTORS (Continued)

Composition of the Board (Continued)

The Board held four board meetings and three general meetings in 2017 and the following table shows the individual attendance of each director during their term of office in 2017:

Name of the Director	Number of board meetings entitled to attend during the director's term of office in 2017	Number of meeting(s) attended [#]	Number of general meetings entitled to attend during the director's term of office in 2017	Number of meeting(s) attended [#]
Executive Directors:				
Cheng Guangren (<i>President</i>)	4	4	3	3
Qi Liang (<i>Vice President</i>)	4	4	3	3
Non-executive Directors:				
Yuan Jie (<i>Chairman</i>)	4	4	3	0
Lim Toon	4	4	3	0
Yin Yen-liang	4	1	3	0
Zhuo Chao*	2	0	1	0
Li Zhongbao*	2	2	2	0
Fu Zhiheng	4	4	3	0
Lim Kian Soon	4	4	3	0
Tseng Ta-mon (<i>Alternate Director to Yin Yen-liang</i>)	4	1	3	0
Independent Non-executive Directors:				
Lui King Man	4	4	3	3
Lam Sek Kong	4	3	3	2
Cui Liguo	4	4	3	0
Meng Xingguo	4	3	3	1

Note:

[#] Including meetings attended by the director via telephone conferences.

* Mr. Zhuo Chao resigned as Non-executive Director of the Company and Mr. Li Zhongbao was appointed as Non-executive Director of the Company on 29 August 2017.

Chairman and Chief Executive Officer

Mr. Yuan Jie is the Chairman and a Non-executive Director of the Board, while Mr. Cheng Guangren is the President of the Company and is an Executive Director of the Board.

The roles of the Chairman and the President are segregated. The Chairman's main role is to lead the Board in discharging its powers and duties, while the President's main role is to lead the management of the Company for undertaking all the responsibilities delegated by the Board and managing the overall operation of the Group.

CORPORATE GOVERNANCE REPORT

BOARD OF DIRECTORS (Continued)

Appointment, Retirement and Re-election of Directors

Non-executive Directors of the Company are not appointed for a specific term but shall retire from office by rotation once every three years (as referred to the Bye-Law 87 of the Company which provides that at each annual general meeting one-third of the Directors of the Company shall retire from office by rotation).

To maintain the consistency of making business decisions of the Company, the Chairman and the Executive Director and President shall not be subject to retirement by rotation, whilst holding such office, as provided in the Bye-Law 87(1) of the Company.


All the appointment and re-appointment of Directors of the Board are subject to review by the Company's Nomination Committee, while all the Directors' remuneration is subject to review by the Company's Remuneration Committee.

The Board adopted the Board Diversity Policy on 26 August 2013, pursuant to which the Group recognises the benefits of having a diverse Board and views increasing diversity at the Board level as an essential element in maintaining the Group's competitive advantage.

The Board believes that these policies, checks and balances mechanism, among other things, are well in place ensuring good corporate governance of the Company. The Board as a whole will continue to oversee every aspect of the Company's corporate governance and endeavours maintain high standard corporate governance throughout the Group.

Directors' Training

Upon appointment to the Board, the Directors will receive training in respect of the directors' duty and a package of orientation materials about the Group and are provided with a comprehensive induction to the Group's business by senior executives. The package includes, among others, a copy of "A Guide on Directors' Duties" issued by the Companies Registry of Hong Kong. The Group also provides briefings and other training to develop and refresh Directors' knowledge and skills, the Group continuously updates Directors on the latest developments regarding the Listing Rules and other applicable regulatory requirements, to ensure compliance and enhance their awareness of good corporate governance practice. Circulars or guidance notes are issued to Directors and senior management, where appropriate, to ensure awareness of best corporate governance practices.



BOARD OF DIRECTORS (Continued)

Directors' Training (Continued)

During the year ended 31 December 2017, participation of Directors in continued professional development are as follows:

Directors	Topics of Training	
	Upon Appointment	Directors' Ethics & Corporate Governance
Cheng Guangren		✓
Qi Liang		✓
Yuan Jie		✓
Lim Toon		✓
Yin Yen-liang		✓
Zhuo Chao*		–
Li Zhongbao*	✓	✓
Fu Zhiheng		✓
Lim Kian Soon		✓
Tseng Ta-mon (<i>alternate director to Yin Yen-liang</i>)		✓
Lui King Man		✓
Lam Sek Kong		✓
Cui Liguó		✓
Meng Xingguo		✓

Note:

* Mr. Zhuo Chao resigned as Non-executive Director of the Company and Mr. Li Zhongbao was appointed as Non-executive Director of the Company on 29 August 2017.

BOARD COMMITTEES

Remuneration Committee

The Remuneration Committee comprises five members, including four INEDs of the Company, namely Dr. Lui King Man (Chairman), Dr. Lam Sek Kong, Mr. Cui Liguó and Dr. Meng Xingguo, and one Executive Director, Mr. Qi Liang.

The Remuneration Committee is established by the Board and shall be accountable to the Board. Its duties are clearly set out in its written Terms of Reference and it is mainly responsible for making recommendations to the Board on policy for all remuneration of Directors and senior management taking into account of certain determining factors, including the Company's operation objective and development plan; the managerial organisation structure; the financial budget of the Company; the performance and expectation of the relevant person; and the supply and demand situation of the human resources market.

For details of its Terms of Reference, please refer to the Company's website (www.apstar.com) under the section headed "Corporate Governance" and it is also available on request from the Company's Investor Relations.

CORPORATE GOVERNANCE REPORT

BOARD COMMITTEES (Continued)

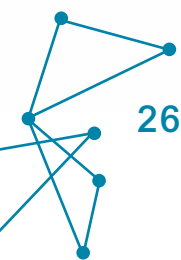
Remuneration Committee (Continued)

The Remuneration Committee held two meetings in 2017 and the following table shows the individual attendance of each member during their term of office in 2017:

Name of the member of the Remuneration Committee	Number of committee meeting entitled to attend during the member's term of office in 2017	Number of meeting(s) attended
Independent Non-executive Directors:		
Lui King Man (<i>Chairman</i>)	2	2
Lam Sek Kong	2	2
Cui Ligu	2	2
Meng Xingguo	2	2
Executive Director:		
Qi Liang	2	2

The works performed by the Remuneration Committee in 2017 are summarised as follows:

- reviewed the standard of directors' fees payable to Directors in 2017;
- reviewed the results of incentive scheme of the management for 2016;
- reviewed the adjustment of the remuneration structure of part of senior management; and
- reviewed the adjustment of internal management model and senior management compensation system.



BOARD COMMITTEES (Continued)

Nomination Committee

The Nomination Committee comprises five members, including four INEDs of the Company, namely Dr. Lam Sek Kong (Chairman), Dr. Lui King Man, Mr. Cui Liguu and Dr. Meng Xingguo and one Executive Director, Mr. Qi Liang.

The Nomination Committee is established by the Board and shall be accountable to the Board. Its duties are clearly set out in its written Terms of Reference and it is mainly responsible for making recommendations to the Board on matters relating to the appointment or re-appointment of Directors and succession planning for Directors in particular the Chairman and the President in accordance with its adopted nomination procedure, process and criteria. On receiving nomination notice for candidate of director, the Nomination Committee will review and approve assessment of the candidate before giving recommendation to the Board. The criteria of assessment include the qualification and experience of the candidate; the development need of the Company; the expected candidate's contribution to the Company's performance; the mutual expectations between the candidate and the Company; compliance with relevant rules and requirements; and the candidate's capability of making independent decision in the Board.

For details of its Terms of Reference, please refer to the Company's website (www.apstar.com) under the section headed "Corporate Governance" and it is also available on request from the Company's Investor Relations.

The Nomination Committee held two meetings in 2017 and the following table shows the individual attendance of each member during their term of office in 2017:

Name of the member of the Nomination Committee	Number of committee meeting entitled to attend during the member's term of office in 2017	Number of meeting(s) attended
Independent Non-executive Directors:		
Lam Sek Kong (<i>Chairman</i>)	2	2
Lui King Man	2	2
Cui Liguu	2	2
Meng Xingguo	2	2
Executive Director:		
Qi Liang	2	2

CORPORATE GOVERNANCE REPORT

BOARD COMMITTEES (Continued)

Nomination Committee (Continued)

The works performed by the Nomination Committee in 2017 are summarised as follows:

- reviewed the re-election of directors in accordance with the Bye-Laws of the Company;
- reviewed the independence of the INEDs; and
- made recommendation to the Board on matters relating to the appointment of Mr. Li Zhongbao as Non-executive Director.


Audit and Risk Management Committee

The Audit and Risk Management Committee comprises four INEDs of the Company, namely Dr. Lui King Man (Chairman), Dr. Lam Sek Kong, Mr. Cui Liguu and Dr. Meng Xingguo.

The Audit and Risk Management Committee is established by the Board and shall be accountable to the Board. Its members shall be appointed by the Board from amongst the Non-executive Directors of the Company who are independent from the management of the Company and are free of any relationship that, in the opinion of the Board, would interfere with their exercise of independent judgement. Its duties are clearly set out in its written Terms of Reference. For details, please refer to its Terms of Reference, which is contained in the Company's website (www.apstar.com) under the section headed "Corporate Governance", and is also available on request from the Company's Investor Relations.

The Audit and Risk Management Committee held two meetings in 2017 and the following table shows the individual attendance of each member in 2017:

Name of the member of the Audit and Risk Management Committee	Number of committee meeting entitled to attend during the member's term of office in 2017	Number of meeting(s) attended
Independent Non-executive Directors:		
Lui King Man (<i>Chairman</i>)	2	2
Lam Sek Kong	2	2
Cui Liguu	2	2
Meng Xingguo	2	2



BOARD COMMITTEES (Continued)

Audit and Risk Management Committee (Continued)

The works performed by the Audit and Risk Management Committee in 2017 are summarised as follows:

- made recommendation to the Board on the re-appointment of the external auditor, and to approve the remuneration and terms of engagement of the external auditor in respect of audit and non-audit services;
- reviewed the independence and objectivity of external auditors and the effectiveness of the audit process through discussion with the external auditors as to the nature and scope of the audit and reporting obligation;
- monitored integrity of and reviewing significant financial reporting judgements of the half-year and annual financial statements of the Company;
- reviewed the continuing connected transactions;
- reviewed the Company's statement on financial controls, internal control system and risk management systems; and
- reviewed the internal audit team's work progress and findings.

AUDITOR'S REMUNERATION

The following information summarises the fees charged and the nature of the audit and non-audit services provided by the Company's external auditor to the Group during 2017:

	HK\$
Audit of the Group's financial statements including interim review	1,134,026
Review of the Group's continuing connected transactions	13,800
Tax services	134,000
Total	<u>1,281,826</u>

CORPORATE GOVERNANCE REPORT

CORPORATE GOVERNANCE FUNCTIONS

The Board is responsible for performing the functions set out in the code provision D.3.1 of the Corporate Governance Code (the “CG Code”).

During the year ended 31 December 2017, the Board reviewed the Company’s corporate governance policies and practices, training and continuous professional development of the Directors and senior management, the Company’s policies and practices on compliance with legal and regulatory requirements, the compliance of the Code of Conduct and Model Code, and the Company’s compliance with the CG Code and disclosure in this Corporate Governance Report.

ACCOUNTABILITY AND INTERNAL CONTROL

Financial Reporting

The management reports to the Board the Group’s financial situations on a regular basis, and this reporting regime extends to the annual and interim results announcement of the Company, thereby enabling the Board from time to time to have a continued, balanced, clear and understandable assessment of the Group’s situations for determining strategy and fulfilling relevant compliance requirements.

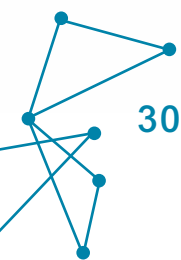
The Board acknowledges that it is the Board’s responsibility for preparing the financial statements of the Company. As at 31 December 2017, the Directors of the Board were not aware of any material uncertainties relating to events or conditions that may cast significant doubt upon the Company’s ability to continue as a going concern.

For the responsibilities of the Company’s auditor in respect of auditing the Company’s financial statements, please refer to the section headed “Independent Auditor’s Report” of this annual report.

Internal Controls and Risk Management

The Board acknowledges its responsibility to ensure the Company maintains sound and effective internal controls and risk management, whereby safeguarding its shareholders’ investment and the Company’s assets. The risk management system are designed to manage rather than eliminate the risk of failure to achieve business objectives, and can only provide reasonable but not absolute assurance against material misstatement or loss.

To facilitate and support the Board and the Audit and Risk Management Committee in discharging their duties, the Internal Control and Risk Management Committee (“ICRMC”) has been established and delegated to design, implement and monitor the Group’s internal control and risk management systems. ICRMC comprises the executive directors, the senior management members, the Company Secretary and the head of Risk Department and the President has appointed as the Chairman of the Committee. Furthermore, the Internal Audit Team carries out independent reviews of any operation processes and controls, their key findings and recommendations for improvement are regularly reported to the Audit and Risk Management Committee. The external auditors also report on any control issues identified in the course of their audit or review work to the Audit and Risk Management Committee.



ACCOUNTABILITY AND INTERNAL CONTROL (Continued)

Internal Controls and Risk Management (Continued)

The Group has established and maintained its effective internal control systems in accordance with Section C.2 of the Appendix 14 (Corporate Governance Code and Corporate Governance Report) of the Listing Rules and based on the framework as proposed by The Committee of Sponsoring Organizations of the Treadway Commission (“COSO”). The Board oversees the Group’s risk management and internal control systems on an ongoing basis, ensures that a review of the effectiveness of the Group’s internal control and risk management systems to be conducted periodically (at least once annually) and reports to shareholders in its Corporate Governance Report. The review(s) was conducted with reference to the COSO Framework covering, among others, the following aspects of the Group’s operation:

- (1) all material controls, including financial, operational and compliance controls;
- (2) the changes on the risk environment, the nature and extent of significant risks and the Group’s ability to respond to such changes;
- (3) the scope and quality of Group’s ongoing monitoring of risks and of the internal control systems;
- (4) the work of its internal audit function and other applicable assurance;
- (5) the reporting channels of internal control, internal audit and risk management function within the Group;
- (6) any significant failings or weakness which have been identified during the period and the extent of which they have caused corporate governance concerns or material impact on the Group’s financial performance; and
- (7) the effectiveness of the Group’s processes for financial reporting and regulatory compliances.

In 2017, the annual review of the effectiveness of the system of internal control and risk management of the Group was conducted by the ICRMC. The review covers all material controls, including financial, operational and compliance controls and risk management functions. During the risk assessment process, each business unit was required to perform an assessment questionnaire. Risks were prioritised according to the likelihood of their occurrence and the significance of their impact on the business of the Group. With the assessment questionnaires from each business unit, ICRMC identified the significant risks facing the Group and the risk control action plan. In addition, the Internal Audit Team has performed to test and evaluate whether the internal controls and risk management systems were effective. The results of the ICRMC’s review and the internal audit have been reviewed by the Company’s Audit and Risk Management Committee and reported to the Board of Directors of the Company.

CORPORATE GOVERNANCE REPORT

ACCOUNTABILITY AND INTERNAL CONTROL (Continued)

Internal Controls and Risk Management (Continued)

There was no significant incidence of control failures in respect of financial reporting, operation and compliance that has been identified or reported during the year ended 31 December 2017. The management, the ICRMC and the Internal Audit Team will continue to monitor and review regularly the effectiveness of the internal control and risk management system of the Company and from time to time take action whenever there is any weakness in the financial reporting process, and perform periodical review on various corporate governance and internal control policies and related procedures, including but not limited to: corporate governance code, whistleblower protection, employee trainings, director trainings, shareholders' rights or investors relations, etc.

The Board is of the view that the internal control and risk management system of the Group has remained effective in 2017.

Key risk exposure of the Group are included in the Management Discussion and Analysis (Business Review) set out on pages 10 to 20 of this Annual Report.

Inside Information

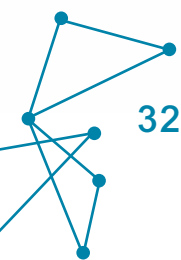
The Group is fully aware of the obligation in dissemination and disclosure of inside information in accordance with the relevant laws and regulations. The Group formulated an inside information policy and published on the Group's website, so as to ensure an equal, timely and effective disclosure of inside information to the public in accordance with the applicable laws and regulations.

Whistleblower Protection

A whistleblower protection policy and Audit and Risk Management Committee Complaints Handling Procedures have been established and published on the Group's website to deal with employees' complaints on any suspected, fraudulent, dishonest conduct and any acts relating to violation of applicable laws and regulations of Group's Code of Ethics and Code of Conduct. The Group will keep the whistleblowers' personal information strictly confidential to protect his/her rights and carefully verify and investigate issues reported.

SHAREHOLDERS' RIGHT AND INVESTOR RELATIONS

Shareholders are provided with contact details of the Company, such as telephone hotline, fax number, email address and postal address, in order to enable them to make any query that they may have with respect to the Company. They can also send their enquiries to the Board through these channels. In addition, shareholders can contact Tricor Tengis Limited, the Hong Kong Branch Share Registrar of the Company, if they have any enquiries about their shareholdings and entitlements to dividend.



SHAREHOLDERS' RIGHT AND INVESTOR RELATIONS (Continued)

Pursuant to the Code Provisions, the chairman of the Board should attend the annual general meeting ("AGM") and arrange for the respective chairman of the Audit and Risk Management Committee, Remuneration Committee and Nomination Committee (as appropriate) or in the absence of the chairman of such committees, other member of the committee to be available to answer questions at the AGM. The chairman of the independent board committee (if applicable) should also be available to answer questions at any general meeting to approve a connected transaction or any other transaction that is subject to independent shareholders' approval. The Company would arrange for the notice to shareholders, in addition to the compliance with Bye-Law 59(1), at least 20 clear business days before the meeting, as in the case of AGM, or at least 10 clear business days, in the case of all other special general meetings, in complying with the requirement of Listing Rules. The chairman of a meeting should at the commencement of the meeting ensure that an explanation is provided of the detailed procedures for conducting a poll and then answer any questions from shareholders regarding voting by way of a poll.

According to Bye-law 58 of the Bye-laws of the Company, the Board may whenever it thinks fit call special general meetings, and members holding at the date of deposit of the requisition not less than one-tenth of the paid up capital of the Company carrying the right of voting at general meetings of the Company shall at all times have the right, by written requisition to the Board or the secretary of the Company, to require a special general meeting to be called by the Board for the transaction of any business specified in such requisition; and such meeting shall be held within two (2) months after the deposit of such requisition. If within 21 days of such deposit the Board fails to proceed to convene such meeting the requisitionists themselves may do so in accordance with the provisions of Section 74(3) of the Companies Act 1981 of Bermuda.

Constitutional Documents

In 2017, there was no change in the Company's constitutional documents.

ENVIRONMENTAL, SOCIAL AND GOVERNANCE

The Board of the Company has established and maintained respective policies in environmental protection, social responsibility and corporate governance so that the Group maintains environmental protection practices and good social responsibility for the Group's long-term success and sustainability.

In human resources, as illustrated in the table "Key Human Resources Parameters" set forth in the Environmental, Social and Governance Report of this Annual Report, the Group has a fairly diversified recruitment profile in its employees such that the talented and appropriate people can join the Group to fuel its development and success. This is attributable to the Open Employment Policy of the Group. During the period, the Group continued to encourage necessary training and induction programmes to those employees who needed for their job enrichment and development. The Group has also strictly complied with the relevant laws and regulation in respect of the employments in Hong Kong or other jurisdictions.

CORPORATE GOVERNANCE REPORT

ENVIRONMENTAL, SOCIAL AND GOVERNANCE (Continued)

In environmental protection practices, the Group has achieved significant improvement in a number of areas, including air emissions, greenhouse gas emission, energy consumption intensity. The Group has also maintained effectively the control on those areas including the production of hazardous wastes or non-hazardous wastes, as well as the emission of electromagnetic radiation from the Group's Earth Station so that the neighbourhood remains normal environmentally.

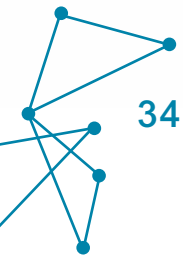
During the period, the Group has taken appropriate initiatives of efficient consumption of electricity and water. Gradual improvements have been noted and it is expected more progresses will be achieved in the coming years.

By order of the Board

Yuan Jie

Chairman

Hong Kong, 23 March 2018



ENVIRONMENTAL, SOCIAL AND GOVERNANCE REPORT

ENVIRONMENTAL, SOCIAL AND GOVERNANCE RESPONSIBILITY

The Group recognises and respects the legitimate rights of stakeholders and is highly concerned about environmental protection, social responsibility and corporate governance. The Corporate Governance Report is separately set forth in this Annual Report. This report provides the relevant efforts and work in environmental, social and sustainability parameters which are integrated in the strategic development and operation of the Group.

1. Human Resources

Employment

The Group values the employees as one of the important key-success factors for its long-term development. The Group adopts an open employment policy based on which we recruit the most suitable and capable staff for their posts regardless of gender, race, nationality and religion.

95.5% of the employees recruited by the Group are located in Hong Kong. The Group strictly complies with the requirements of the Hong Kong Labour Legislations such as the Employment Ordinance, the Occupational Safety and Health Ordinance, the Employee's Compensation Ordinance and the Minimum Wage Ordinance, to provide comprehensive protection and benefits to the employees, and does not contravene the relevant rules and regulations.

Key Human Resources Parameters are tabulated below:

	2017		2016	
	Number of People	(%)	Number of People	(%)
1 Employees breakdown by nationality/region				
HK (HKSAR)	96	86.5%	105	87.5%
PRC (Mainland)	6	5.4%	5	4.2%
United Kingdom	2	1.8%	3	2.5%
Malaysia	1	0.9%	1	0.8%
Indonesia	2	1.8%	2	1.7%
Philippine	1	0.9%	1	0.8%
India	2	1.8%	2	1.7%
Pakistan	1	0.9%	1	0.8%
Sub-total	111	100%	120	100%
2 Employees breakdown by gender				
Man	78	70.3%	83	69%
Woman	33	29.7%	37	31%
Sub-total	111	100%	120	100%

35

ENVIRONMENTAL, SOCIAL AND GOVERNANCE REPORT

ENVIRONMENTAL, SOCIAL AND GOVERNANCE RESPONSIBILITY (Continued)

1. Human Resources (Continued)

Employment (Continued)

Key Human Resources Parameters are tabulated below: (Continued)

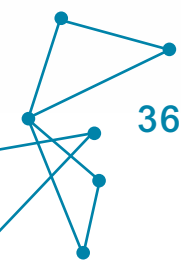
	2017		2016	
	Number of People	(%)	Number of People	(%)
3 Employment Contract				
Permanent	110	99.1%	120	100%
Temporary	1	0.9%	0	0%
Sub-total	111	100%	120	100%
4 Age distribution of employees				
18-29	16	14.4%	26	21.7%
30-39	41	37%	44	36.7%
40-49	38	34.2%	37	30.8%
50 & above	16	14.4%	13	10.8%
Sub-total	111	100%	120	100%

Labour Standards

The Group prohibits employment of child, forced or compulsory labour. All employees have the right to resign in accordance with the employment contracts. In 2017, the employee turnover rate of the Group was 19.8%.

Health and Safety

To enhance the Group's care to the employees and to encourage employees' awareness on healthiness, the Group provides annual body check-up benefit and organises different recreation activities for participation by employees.



ENVIRONMENTAL, SOCIAL AND GOVERNANCE RESPONSIBILITY (Continued)

1. Human Resources (Continued)

Development and Training

The Group emphasises the internal and external training needs of employees. The Group arranges annual training programs to provide various types of internal and external trainings and to enhance the competency, knowledge and the professional qualification of employees necessary for their work. In 2017, there were in total of 164 person-time of employees who participated in 46 external trainings and 16 internal trainings throughout the year.

In addition, in order to ensure that the employees understand the new satellite projects and to enhance their professional knowledge in satellite manufacture and satellite controlling and monitoring system, the Group arranged technical employees to participate in satellite-related training programs in the Mainland China, so as to contribute our effort on nurturing local talents in the satellite industry.

Anti-Corruption

The Group respects integrity and prevents immoral activities by implementing effective whistleblowing policies to enable employees to report fraud and corruption. We encourage employees to report suspicious business irregularities and maintain clear whistleblowing channel and protection policy for whistleblowers.

2. Environmental and Community Indicator

A1: Emissions

The Policy

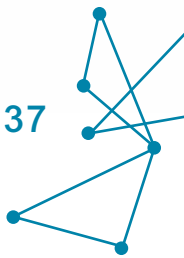
As a member of the community and the environment, the Group values environmental protection and conforms to the relevant rules and regulations especially the control, avoidance or minimising of the release of hazardous or non-hazardous emissions, waste products and radiation so as to achieve a long-term, harmonious and sustainable growth of the Group.

A1.1 Air emissions

- a. Emissions data from gaseous fuel consumption
Owing to the fact that the core business of the Group mainly in the services in relation to satellite transponders, broadcasting, and telecommunication. In no circumstance did the Group consume any units of fuel including Towngas or LPG resulting in the evolving of NO_x or SO_x.

Reference/guidance

“The Clean Air Charter – A Business Guidebook” published by the Hong Kong General Chamber of Commerce and the Hong Kong Business Coalition on the Environment http://www.cleanair.hk/eng/guidebook/guidebook_eng_r.pdf



ENVIRONMENTAL, SOCIAL AND GOVERNANCE REPORT

ENVIRONMENTAL, SOCIAL AND GOVERNANCE RESPONSIBILITY (Continued)

2. Environmental and Community Indicator (Continued)

A1: Emissions (Continued)

The Policy (Continued)

A1.1 Air emissions (Continued)

b. Emissions Data from Vehicles

Under the environmental friendly policy of the Group as mentioned above, the Group only owns and operates limited number of petrol fuel vehicles. The Group will continue to put effort to further minimize such vehicles for environmental protection. As shown in the emission data of the Group over the period, the emissions out of the vehicles is relatively low and significantly reduced as compared to 2016.

In 2017, the Group has made significant improvement in emissions in SO_x, NO_x and PM recording the significant decreases of 49.14%, 23.41% and 49.07% respectively as compared to 2016.

For NO_x

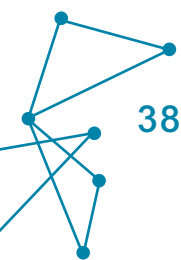
Formula: NO_x emissions (g) = kilometres travelled x Emission Factor

NO_x Emission Factor by vehicle type in 2017

Vehicle type	Emission Factor	Travelling in km	NO _x emissions (g)	Change (%)
Private cars	0.0747 g/km	84,374.9	6,302.81	-15.10
Shuttle bus	5.6923 g/km	5,952	33,880.57	-52.67
		Total	40,183.38	-49.14

NO_x Emission Factor by vehicle type in 2016

Vehicle type	Emission Factor	Travelling in km	NO _x emissions (g)
Private cars	0.0747 g/km	99,386.57	7,424.17
Shuttle bus	5.6923 g/km	12,576	71,586.36
		Total	79,010.54



ENVIRONMENTAL, SOCIAL AND GOVERNANCE RESPONSIBILITY (Continued)

2. Environmental and Community Indicator (Continued)

A1: Emissions (Continued)

The Policy (Continued)

A1.1 Air emissions (Continued)

b. Emissions Data from Vehicles (Continued)

In 2017, there was a significant decrease (-49.14%) in NO_x as compared to 2016.

For SO_x

Formula: SO_x emissions (g) = units of fuel consumed x Emission Factor

SO_x Emission Factor by fuel type in 2017

Fuel type	Emission Factor	Units of fuel consumed (L)	SO _x emission (g)	Change (%)
Diesel	0.0161 g/L	1,984	31.94	-52.67
Petrol	0.0147 g/L	11,749.08	172.71	-13.52
		Total	204.65	-23.41

SO_x Emission Factor by fuel type in 2016

Fuel type	Emission Factor	Units of fuel consumed (L)	SO _x emission (g)
Diesel	0.0161 g/L	4,192	67.49
Petrol	0.0147 g/L	13,585.77	199.71
		Total	267.20

In 2017, there was a significant decrease (-23.41%) in SOX as compared to 2016.

ENVIRONMENTAL, SOCIAL AND GOVERNANCE REPORT

ENVIRONMENTAL, SOCIAL AND GOVERNANCE RESPONSIBILITY (Continued)

2. Environmental and Community Indicator (Continued)

A1: Emissions (Continued)

The Policy (Continued)

A1.1 Air emissions (Continued)

b. Emissions Data from Vehicles (Continued)

For PM

Formula: PM emissions (g) = kilometres travelled x Emission Factor

PM Emission Factor by vehicle type in 2017

Vehicle type	Emission Factor	Travelling (km)	PM emission (g)	Changes (%)
Private cars	0.0055 g/km	84,374.92	464.06	-15.00
Shuttle bus	0.4093 g/km	5,952	2,436.15	-52.67
		Total	2,900.21	-49.07

PM Emission Factor by vehicle type in 2016

Vehicle type	Emission Factor	Travelling (km)	PM emission (g)
Private cars	0.0055 g/km	99,386.57	546.63
Shuttle bus	0.4093 g/km	12,576	5,147.36
		Total	5,693.99

In 2017, there was a significant decrease (-49.07%) in PM emission as compared to 2016.

Reference/guidance

- The Emission Factors above are based on the Hong Kong Environmental Protection Department's ("EPD") EMFAC-HK Vehicle Emission Calculation model (http://www.epd.gov.hk/epd/english/environmentinhk/air/guide_ref/emfac-hk.html)
- Appendix 27, The Listing Rules "How to prepare an ESG Report?" Appendix 2: Reporting Guidance on Environmental KPIs, The Stock Exchange of Hong Kong Limited



ENVIRONMENTAL, SOCIAL AND GOVERNANCE RESPONSIBILITY (Continued)

2. Environmental and Community Indicator (Continued)

A1: Emissions (Continued)

The Policy (Continued)

A1.2 Greenhouse gas emissions

Owing to the nature of the business and operation, the Group did not evolve or emit Greenhouse gas except carbon dioxide. The emission data of Carbon Dioxide is shown below.

Scope	Description	2017	%	2016	%
		Equivalent CO ₂ Emissions (kgCO ₂ -eq)		Equivalent CO ₂ Emissions (kgCO ₂ -eq)	
1	Direct Emission	41,497	1.16	55,822	1.34
2	Energy Indirect Emission	3,423,641	95.71	3,893,526	93.63
3	Other Indirect Emissions	112,132	3.13	209,139	5.03
	Total	3,577,270	100	4,158,487	100
	Equivalent CO ₂ Emissions (kgCO ₂ -eq)/ (Million HK\$) revenue	2,962.79		3,381.16	

In 2017, the Greenhouse Gas Emission decrease 13.98% as compared to 2016.

Reference/Guidance

The “Carbon Audit Toolkit for Small and Medium Enterprises in Hong Kong” published by the University of Hong Kong and City University of Hong Kong
<http://www6.cityu.edu.hk/aerc/sme/guideline.asp>



ENVIRONMENTAL, SOCIAL AND GOVERNANCE REPORT

ENVIRONMENTAL, SOCIAL AND GOVERNANCE RESPONSIBILITY (Continued)

2. Environmental and Community Indicator (Continued)

A1: Emissions (Continued)

The Policy (Continued)

A1.3(a) Total hazardous waste produced

Owing to the nature of the business, the Group did not produce any waste as end products or side products over the period.

Compliance requirements in Hong Kong:

- (i) Chemical wastes: Waste Disposal (Chemical Waste) (General) Regulation (Cap. 354C of the Laws of Hong Kong);
- (ii) Clinical wastes: The Clinical Waste Control Scheme, comprising Section 2 and Schedule 8 of the Waste Disposal Ordinance (Cap.354 of the Laws of Hong Kong),
- (iii) the Waste Disposal (Clinical Waste) (General) Regulation (Cap. 354O of the Laws of Hong Kong), and various pieces of additional legislation; and
- (iv) Hazardous chemicals: The Hazardous Chemicals Control Ordinance (Cap. 595 of the Laws of Hong Kong).

A1.3(b) Electromagnetic Radiation

- (i) The Satellite Control Centre of the Group, via 11 sets of satellite antennae for the Telemetry, Tracking and Control (TT&C), operates APSTAR-5, APSTAR-6, APSTAR-7 and APSTAR-9 satellites. The Group is highly concerned about the radiation emission level of the satellite antennae. The Group conducts radiation emission measurements regularly to monitor the radiation emission level of the antennae so as to ensure that radiation emission level is always lower than the threshold limit as provided under the national standards, including GB8702-88, HJ/T2.1-2011, HJ/T10.3-1996, HJ/T10.2-1996 and GB13615-92 (collectively the "Standards") and such electromagnetic radiation, will not produce any harmful effect.
- (ii) According to the 2017 report of electromagnetic radiation measurement and assessment, which was released in October 2017 (the "Radiation Report"), (a) according to the calculations in the Radiation Report, the electromagnetic radiation emissions of all the satellite antennae of the Group conform to the theoretical threshold safety requirements as required by the Standards; and (b) according to the actual measurements conducted, as mentioned in the Radiation Report, the highest figures of the maximum and average values in electromagnetic radiation emissions from the satellite antennae at 58 locations (test-points) within sensitive regions are 0.0021 W/m² and 0.002 W/m² respectively, which are significantly lower than the threshold value of 0.4 W/m² as required under the Standards. The Group will ensure that its operation will be safe and environmental friendly to the employees and the neighboring community.

ENVIRONMENTAL, SOCIAL AND GOVERNANCE RESPONSIBILITY (Continued)

2. Environmental and Community Indicator (Continued)

A1: Emissions (Continued)

The Policy (Continued)

A1.4 Total non-hazardous waste produced

During the period, non-hazardous waste produced by the Company is limited due to the nature of the business and operation.

A1.5 Measures to mitigate emissions

The Group achieved significant performance in reducing emissions over the year 2017 as compared to the previous year. The improvements can be attributable to the improved procedure in the using of vehicles of the Group.

A1.6 Handling of hazardous and non-hazardous waste.

The business and operation of the Group remains the provision of services in satellite transponder, telecommunications and broadcasting services. The operation of the Group has not evolved hazardous and non-hazardous waste. The electromagnetic radiation has already been well covered in A1.3 and proven by professional test and report that it is environmentally normal.

A2: Use of Resources

The Policy

As a member of the community and the environment, the Group values environmental protection and follows the principle of minimizing the use of natural resources though continuous effort on improving efficiency which will result in higher profitability and a long-term, harmonious and sustainable growth of the Group.

A2.1 Direct and/or indirect energy consumptions (by electricity)

In 2017, the total annual energy consumption according to bills (or meter readings) = 6,340,075 kWh

Energy consumption intensity EG/U = 5,251.0 kWh/HK\$ million (change: -10.4%)

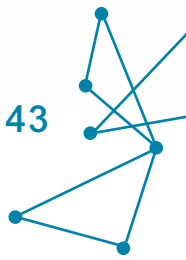
In 2016, the total annual energy consumption according to bills (or meter readings) = 7,210,293 kWh

Energy consumption intensity EG/U = 5,862.5 kWh/HK\$ million

Where

EG = Total energy consumed (kWh)

U = Revenue (HK\$ million)



ENVIRONMENTAL, SOCIAL AND GOVERNANCE REPORT

ENVIRONMENTAL, SOCIAL AND GOVERNANCE RESPONSIBILITY (Continued)

2. Environmental and Community Indicator (Continued)

A2: Use of Resources (Continued)

The Policy (Continued)

A2.1 Direct and/or indirect energy consumptions (by electricity) (Continued)

In 2017, the Group has significantly reduced the energy consumption (mainly electricity) which is the prime energy sources for the support of the Group's operation. The improvement in energy consumption intensity is a reduction of 10.4% as compared to the year 2016.

Note: In 2017, the total consumption of diesel of the Group is 1,500 litres representing a decrease of 9.28% as compared to 2016.

A2.2 Water consumption

In 2017, the total water consumption according to bills (or meter readings) = 2,275 m³

Water consumption intensity = $W/U = 1.88 \text{ m}^3/\text{HK\$ million}$ (+ 56.66%)

In 2016, the total water consumption according to bills (or meter readings) = 1,478 m³

Water consumption intensity = $W/U = 1.20 \text{ m}^3/\text{HK\$ million}$

Where

$W = \text{Annual water consumption (m}^3\text{)}$

$U = \text{Revenue (HK\$ million)}$

In 2017, the water consumption intensity has increased 56.66% as a result of the renovation processes of substantial parts of the Satellite Earth Station and office area for the environmentally friendly improvements including, among others,

- (i) The increase of using of day-light;
- (ii) Automatic switching off of office lighting;
- (iii) Higher efficiency of air-conditioning; and
- (iv) Improved printing process for reducing printing and save paper.



ENVIRONMENTAL, SOCIAL AND GOVERNANCE RESPONSIBILITY (Continued)

2. Environmental and Community Indicator (Continued)

A2: Use of Resources (Continued)

The Policy (Continued)

A2.3 Description of energy use efficiency initiatives and results achieved

The operation of the Group's business is very dependent on the reliable and quality electricity supply to the Group's Satellite Earth Station. Therefore, the electricity cost has been an important item of the operation cost of the Group. The Group has strong incentive to improve the efficiency of the use of electricity for the purpose of reducing the operation cost and conforming to the environmental friendly policy of the Group.

During the period, initiatives of efficient use of electricity include:

- Controlling the room temperature at 25°C
- Increase use of day-light in the interior design of office and communal areas
- Automatic switching off of un-used lighting at office areas or communal areas
- Reduction of printing

The analysis of efficient use of electricity is as follows:

A2.4 Water efficiency initiatives

The Group has never encountered any difficulty in sourcing water for its normal use. Water was not required for the support of the Group's operation and business.

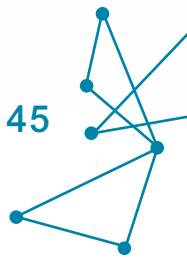
Notwithstanding the water consumption in 2017 has increased as a result of renovation projects for environmental improvement, the Group expects that the water consumption will become normal in the coming years under the continuous effort in water efficiency initiatives.

Under the Group's environmentally friendly policy and due to the nature of the operation and business, the water consumption of the Group over the period has been kept at minimally low level. Initiatives of water efficiency includes:

- Periodical reminders to all staffs
- Timely maintenance and repairment of water pipes
- Restrictive water flow from pipes for normal use

A2.5 Total packaging material

The Group does not report any meaningful figures in this aspect due to the nature of its operation and business.



ENVIRONMENTAL, SOCIAL AND GOVERNANCE REPORT

ENVIRONMENTAL, SOCIAL AND GOVERNANCE RESPONSIBILITY (Continued)

2. Environmental and Community Indicator (Continued)

A3: The Environment and Natural Resources

The Group's business is the launch and operation of satellite at the geostationary orbital slot for the provisions of transponders, telecommunication and broadcasting services. Therefore, the nature of business and operation of the Group does not rely on the excessive consumption of natural resources and suppliers, nor does it precipitate any significant waste material or hazard to neighbours or environment. The activities, operation and business of Group does not cause any significant impacts on the environment. However, the Group will continue to keep close monitoring three specific concerns as detailed below:

- (i) In the event of a launch of satellite, it may cause a distress on the environment throughout the course of its launch trajectory. However, the launch of satellite is regulated with state license or permit and will be well covered with third-party liability insurance for any loss or damages to any third party as a result of the launch process.
- (ii) The radiation emission of the satellite antennae erected and operated in the Satellite Earth Station of the Group may be hazardous to neighbor and environment. The Group is highly concerned on this hazard and conducts regular radiation emission measurements so as to monitor the radiation emission level of the antennae. As proven by the measurement results of the latest measurement report issued in October 2017, the surrounding regions of the Satellite Earth Station remain safe and environmentally normal for human activities according to the Standards.
- (iii) The efficient use of electricity of the Group should be the focal point of the future challenge. The management of the Group will make it as a prioritised item for action, not just for the environmentally friendly policy but also paring down the operation cost to a greater extent for a higher marginal profit value.

Note: This section covers the environmental protection practices of the Group in Hong Kong only.

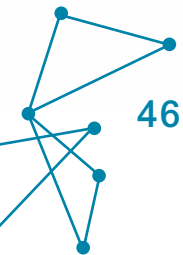
3. Community Engagement

Donation

The Group concerns about and supports social community activities. In 2017, the Group participated in the children visit at Ronald McDonald House activity and made donation of HK\$20,000 to express our care to the children.

Community Activity

The Group also values the fulfillment of social responsibility, and is actively engaged in social activities by organising the Open Day for China Aerospace Science in which the primary and secondary school students and the community were invited to visit the Group's earth station and satellite operation facilities, and the knowledge of aerospace and satellite were introduced and promoted.



DIRECTORS' AND SENIOR MANAGEMENT'S PROFILES AND CHANGES

EXECUTIVE DIRECTORS

Mr. CHENG Guangren, aged 55, Doctor, has been appointed as the Executive Director and President of the Company since June 2008. Mr. Cheng is also the authorised representative of the Company. He is responsible for the overall operation and management of the Company. Mr. Cheng has been engaging senior management work in the field of satellite operation since 1994. He had been the Director of Board and President of Sino Satellite Communications Company Limited and the Board Chairman of China Direct Broadcast Satellite Company Limited. Mr. Cheng is a Director of APT Satellite Company Limited, APT Datamatrix Limited, APT Satellite TV Development Limited, Middle East Ventures Limited, Ying Fai Realty (China) Limited, APT Telecom Services Limited and APT Satellite Global Company Limited, which are subsidiaries of the Company. Mr. Cheng is also a Director of APT Satellite International Company Limited (“APT International”), the substantial shareholder of the Company, and the Non-executive Director of China Satellite Communications Company Limited (“China Satcom”), which is a shareholder of APT International.

Mr. QI Liang, aged 56, has been appointed as Executive Director and Vice President of the Company since 20 June 2008. Mr. Qi is also a member of each of the Nomination Committee and Remuneration Committee of the Company. Mr. Qi graduated from the Beijing College of Finance and Commerce in Finance major in 1986. He has been the Postgraduate of Monetary and Banking, Finance Department from the Chinese Academy of Social Sciences since 1998 and accredited as Senior Economist. Currently, he is the Deputy Officer of Science Committee for China Satcom. Before joining the Company, he had been the Assistant to the President, and the General Manager of the Finance Department of China Aerospace International Holdings Limited. Mr. Qi is also a Director of APT Satellite Company Limited, APT Datamatrix Limited, APT Satellite TV Development Limited, Middle East Ventures Limited, Ying Fai Realty (China) Limited, APT Telecom Services Limited and APT Satellite Global Company Limited, which are subsidiaries of the Company, and the Chairman of APT Satellite Communications (Shenzhen) Company Limited, a subsidiary of the Company. Mr. Qi is also a Director of APT International, the substantial shareholder of the Company.

NON-EXECUTIVE DIRECTORS

Mr. YUAN Jie, aged 53, has been appointed as a Non-Executive Director and the Chairman of the Company with effect from 27 January 2015. Mr. Yuan graduated with university degree in aircraft systems engineering at National University of Defense Technology in 1986. He is a master degree holder, researcher and academician of the International Academy of Astronautics. He was winner of the special government allowances issued by the State Council. Mr. Yuan has long been working in China Aerospace Industry and was appointed consecutively as Deputy Officer and Deputy Director of the Ministry of Aerospace Industry 805 Institution of the Eighth Academy (the “Eighth Academy”), Assistant to President, Vice President and the President of the Eighth Academy. Currently, he is the Deputy General Manager of China Aerospace Science and Technology Corporation (“CASC”). Mr. Yuan has also been appointed as Director of APT Satellite Company Limited, which is a subsidiary of the Company, and Director of APT International, the substantial shareholder of the Company. Mr. Yuan resigned as Chairman and Non-executive Director of the Company on 1 April 2018.



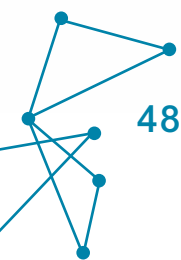
DIRECTORS' AND SENIOR MANAGEMENT'S PROFILES AND CHANGES

NON-EXECUTIVE DIRECTORS (Continued)

Mr. LI Zhongbao, aged 50, has been appointed as a Non-executive Director of the Company since 29 August 2017 and the Chairman of the Company since 1 April 2018. Mr. Li graduated with university degree in chemical engineering at Chemical Department of University of Tianjin in July 1990. He is a bachelor degree holder and researcher. From July 1990, Mr. Li had worked for the Institution of China Academy of Space Technology consecutively as Deputy Manager, Assistant to Director, Deputy Director, Director and also had been the Senior Vice President and Director of China Spacesat Company Limited (a corporation listed on the Shanghai Stock Exchange in China). Mr. Li has been appointed as a Director and the General Manager of China Satcom since July 2017 and also been appointed as the Chairman of China Satcom since March 2018. Mr. Li has also been appointed as Director of APT Satellite Company Limited, which is a subsidiary of the Company and Director of APT International, the substantial shareholder of the Company.

Mr. LIM Toon, aged 75, has been a Director of APT Satellite Company Limited since February 1993 and was appointed as a Non-Executive Director of the Company in October 1996. Mr. Lim graduated from the University of Canterbury and University of Singapore. He had worked for Singapore Telecommunications Limited ("SingTel") since 1970. In SingTel, he served in various appointments of engineering, radio services, traffic operations, personnel & training and information systems departments. He had been the Chief Operating Officer of SingTel since April 1999 until he retired in February 2006 and served as SingTel's Advisor. Mr. Lim is also a Director of APT Satellite Company Limited, which is a subsidiary of the Company and a Director of APT International, the substantial shareholder of the Company.

Dr. YIN Yen-liang, aged 68, has been appointed as a Non-Executive Director of the Company since January 2003. Dr. Yin graduated with an MBA Degree from National Taiwan University in 1983 and received the Ph.D. Degree in Business Administration from National Chengchi University in 1987. He had been the President of the Ruentex Group, the holding company of one of the shareholders of APT International, since 1994. Dr. Yin is also a Director of APT Satellite Company Limited, which is a subsidiary of the Company. Dr. Yin is also a Director of APT International, the substantial shareholder of the Company.



NON-EXECUTIVE DIRECTORS (Continued)

Mr. FU Zhiheng, aged 49, was appointed as a Non-Executive Director of the Company with effect from 20 March 2012. Mr. Fu graduated from the Northwestern Polytechnic University, Xian, China, with a Bachelor of Engineering degree in 1991. He then obtained his Master of Business Administration degree from China University of Mining Technology (Beijing) in 2004. Mr. Fu is currently the Executive Vice President of China Great Wall Industry Corporation (“CGWIC”) in charge of satellite and launch services business. He has been working with CGWIC since 1993, taking various positions in marketing and program management for international space programs. Before he joined CGWIC, he had worked for China Academy of Launch Vehicle Technology for two years. Mr. Fu is currently a Director of APT Satellite Company Limited, which is a subsidiary of the Company. He is also the Director of APT International, the substantial shareholder of the Company.

Mr. LIM Kian Soon, aged 54, graduated with a Bachelor of Computer Engineering from University of Tsukuba, Japan and obtained MBA from University of Leeds, UK. Mr. Lim had worked for Singapore Telecommunications Limited (“Singtel”) since 1997, serving in various appointments. Mr. Lim is currently the Head of Carrier Sales & Voice Support, responsible for all domestic and international data sales business to all telecom service providers globally. Mr. Lim is also responsible for supporting the carrier voice team in international accounting and settlement. Mr. Lim assumed this position in April 2017. Prior to this appointment, as Head of Singtel Satellite, he was responsible for the fixed and mobile satellite business and infrastructure in SingTel, as well as ICT and cyber security innovation over satellite for the maritime, broadcast and land mobile segments. Mr. Lim is a Director of APT Satellite Company Limited, which is subsidiary of the Company. Mr. Lim is also a Director of APT International, the substantial shareholder of the Company.

Mr. BA Risi, aged 63, has been appointed as a Non-Executive Director of the Company since 1 April 2018. Mr. Ba graduated with university degree in metal materials at Materials and Fuel Department of National University of Defense Technology in February 1982. From 1982, Mr. Ba had worked for the subsidiaries of China Aerospace Science and Technology Corporation and China Aerospace Science and Technology Corporation consecutively as Deputy Officer, Officer, Deputy Director, Director, General Counsel, Vice Chairman of the Supervisory Board, Chief Engineer and also had been the Vice Chairman of China Institute of Space Law. From March 2018, Mr. Ba has been appointed as a Director of China Satcom. Mr. Ba has also been appointed as a Director of APT Satellite Company Limited, which is a subsidiary of the Company and a Director of APT International, the substantial shareholder of the Company.

Mr. TSENG Ta-mon, aged 60, has been appointed as an Alternate Director to Dr. Yin Yen-liang, a Non-Executive Director of the Company, since September 2004. He had been a Non-Executive Director of the Company from July 2003 to September 2004. Mr. Tseng graduated with an LL.B. Degree from National Chengchi University in 1980 and subsequently received the LL.M. Degree from University College London in 1982 and the LL.B. Degree from B.A. at University of Cambridge in 1984 respectively. He also graduated from the Inns of Court School of Law of Middle Temple in 1985 and became Barrister-at-Law in the same year. He was the Specialist of the Board of International Trade from 1985 to 1987. He was also the Partner of Dong & Lee from 1987 to 1992. He has been the Counsel of the Ruentex Group, the holding company of one of the shareholders of APT International. Mr. Tseng is also the Alternate Director to Dr. Yin Yen-liang, a Director of APT Satellite Company Limited, which is a subsidiary of the Company and APT International, the substantial shareholder of the Company.

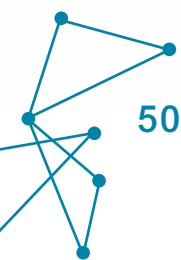
49

DIRECTORS' AND SENIOR MANAGEMENT'S PROFILES AND CHANGES

INDEPENDENT NON-EXECUTIVE DIRECTORS

Dr. LUI King Man, aged 63, has been appointed as an Independent Non-Executive Director of the Company since August 2004. Dr. Lui is the Chairman of the Audit and Risk Management Committee and the Remuneration Committee of the Company. He is also the member of the Nomination Committee of the Company. Dr. Lui has been a practising Certified Public Accountant in Hong Kong since 1989, and established his accounting firm K. M. LUI & CO in the same year. Before commencing his own practising, Dr. Lui had worked with an international accounting firm and a listed commercial bank. Dr. Lui received the accountancy education in United Kingdom in 1980 and attained professional accountant qualification in 1985. He is a Fellow of The Chartered Association Of Certified Accountants and Associate member of The Hong Kong Institute Of Certified Public Accountants. Dr. Lui obtained an MBA Degree from Heriot-Watt University in 1997 and received a Doctoral Degree in Business Administration from The University of Hull in 2004. Dr. Lui has over 29 years of experience in accounting, finance, business acquisition and auditing fields. He has been a consultant of a number of commercial and non-commercial organisations.

Dr. LAM Sek Kong, aged 58, has been appointed as an Independent Non-Executive Director of the Company since July 2007. Dr. Lam is a member of the Nomination Committee of the Company and since 1 January 2010 has been the Chairman of the Nomination Committee. Dr. Lam is also a member of each of the Audit and Risk Management Committee and the Remuneration Committee of the Company. Dr. Lam graduated from the University of Hong Kong in 1984. He is a partner of Messrs. S.K. Lam, Alfred Chan & Co. He has been practicing law in Hong Kong since 1987. Dr. Lam is a member of the Hong Kong Society of Notary Public, the China Appointed Attesting Officers Association in Hong Kong and a member of the Chartered Institute of Arbitrators (UK) and a fellow of the Hong Kong Institute of Arbitrators. Dr. Lam is also admitted as advocate and solicitor of the High Court of Singapore, barrister and solicitor of the Supreme Court of Australian Capital Territory, legal practitioner of the Supreme Court of New South Wales and barrister in federal court of Australia. Dr. Lam holds a bachelor degree and a master degree in laws from the University of Hong Kong, a master degree in laws from the University of Peking and a Ph.D. degree in laws from the Tsinghua University. Dr. Lam is currently an independent Non-executive Director of Hengtai Securities Co., Ltd. (a corporation listed on the Stock Exchange (Stock code: 01476)).



INDEPENDENT NON-EXECUTIVE DIRECTORS (Continued)

Mr. CUI Ligu^o, aged 48, has been appointed as an Independent Non-Executive Director of the Company since July 2007. Mr. Cui is also a member of each of the Audit and Risk Management Committee, Nomination Committee and Remuneration Committee of the Company. Mr. Cui graduated from the faculty of economic law of the China University of Political Science and Law in 1991. He founded the Guantao Law Firm in 1994, and is acting as a Founding Partner and the officer of its Management Committee. Mr. Cui has over 25 years of experience in legal sector, and holds independent directorship in the board of directors of several companies, such as, CNNC International Limited (a corporation listed on the Stock Exchange), and China National Software & Service Co. Ltd. (a corporation listed on the Shanghai Securities Exchange in China), Essence Securities Co., Ltd., Health Yuan Pharmaceutical Industry Group Company Limited (a corporation listed on the Shanghai Securities Exchange in China). He is also a member of the Finance & Securities Committee of All China Lawyers Association; and the legal counselor in the internal control group of securities issuing of Guodu Securities Co., Ltd. and Bohai Securities Co., Ltd..

Dr. MENG Xingguo, aged 63, has been appointed as an Independent Non-Executive Director and a member of each of the Audit and Risk Management Committee, Nomination Committee and Remuneration Committee of the Company with effect from 5 July 2012. Dr. Meng graduated from the Renmin University of China with a Bachelor of Economics degree in 1982. He then obtained his Master of Finance degree from the Graduate Institute of The People's Bank of China in 1985. He also graduated from the School of Business of Temple University in 1994, with doctorate degree in Business Management. Dr. Meng had worked consecutively in the Reinsurance department of the headquarters of The People's Insurance Company (Group) of China Limited, branch and the headquarters of The People's Bank of China since 1985. He has also been the executive vice president of Allianz Dazhong Life Insurance Co., Ltd. (currently known as the "Allianz China Life Insurance Company Limited") and senior vice president of Sun Life Everbright Life Insurance Company Limited. Since joining Central Huijin Investment Limited in 2006, Dr. Meng had served as the director of the insurance division in the department of non-banking financial institutions, and was appointed as a Director of China Reinsurance Group Co., Ltd. and a Non-executive Director of New China Life Insurance Company Limited (a corporation concurrently listed on the Stock Exchange (Stock Code: 01336) and the Shanghai Securities Exchange (Stock Code: 601336)). Dr. Meng is currently a Director of Generali China Insurance Co. Ltd., and a council member of the China Research Centre for Insurance and Risk Management, Tsinghua University.

DIRECTORS' AND SENIOR MANAGEMENT'S PROFILES AND CHANGES

SENIOR MANAGEMENT

Mr. HUANG Baozhong, aged 55, Master's Postgraduate, has been the Executive Vice President of the Company since August 2010, being responsible for Sales, Marketing and Legal Affairs of the company. Mr. Huang graduated from Harbin Institute of Technology and has been engaging in satellite and other space related activities since 1987. Before joining the Company, he was the Vice President of China Satcom.

Mr. CHEN Xun, aged 47, Executive Vice President, Mr. Chen is responsible for technical operations and engineering of the Company, he has over 25 years' experience in satellite and telecommunications industry. Mr. Chen joined the Company in year 2000. He holds a Bachelor's degree in computer and telecommunications from Chongqing Institute of Post & Telecommunications and a MBA degree from the University of South Australia. Before joining the Company, he worked for China Telecommunications Broadcast Satellite Corporation.

Mr. QI Kezhi, aged 56, has been appointed as the Vice President of the Company since April 2010. Mr. Qi is responsible for risk management of the Company. Mr. Qi graduated from the Tsinghua University, Beijing and Postgraduate Academy of Public Administration Speyer, Germany. Mr. Qi joined the Company in November 1999 and has been the Deputy Director and Director of International Business Department.

Mr. ZHANG Shilin, aged 50, is appointed as the Vice President of the Company in April 2013. Mr. Zhang is responsible for capacity management and technical support of the Company. Mr. Zhang graduated from Beijing Institute of Posts and Telecommunications with a Master Degree in Electromagnetic Field Theory and Microwave Technology. Mr. Zhang joined the Company in October 2010 and has served as Director of Marketing Department. Mr. Zhang has over 20 years' experience in satellite communication.



52

CHANGES IN DIRECTORS' BIOGRAPHICAL DETAILS

Pursuant to Rule 13.51B(1) of the Listing Rules, the change and update in Directors' biographical details are as follows:

- Mr. Qi Liang is currently the Deputy Officer of Science Committee for China Satcom. Mr. Qi was appointed as the Director of Ying Fai Realty (China) Limited, which is a subsidiary of the Company.
- Mr. Yuan Jie resigned as Non-executive Director and the Chairman of the Company with effect from 1 April 2018.
- Mr. Zhuo Chao resigned as Non-executive Director of the Company with effect from 29 August 2017.
- Mr. Li Zhongbao was appointed as Non-executive Director with effect from 29 August 2017 and the Chairman of the Company with effect from 1 April 2018.
- Dr. Yin Yen-liang no longer serves as the Executive Director of Sinopac Holdings.
- Mr. Fu Zhiheng is currently the Executive Vice President of CGWIC in charge of the satellite and launch services business.
- Mr. Lim Kian Soon, currently works in Singtel and has been appointed as the Head of Carrier Sales & Voice Support since April 2017, responsible for all domestic and international data sales business to all telecom service providers globally. Mr. Lim is also responsible for supporting the carrier voice team in international accounting and settlement. He has confirmed that he is no longer in any business which is in competing or is likely to compete either directly or indirectly with the Group's business.
- Mr. Ba Risi was appointed as Non-executive Director of the Company with effect from 1 April 2018.
- Dr. Meng Xingguo is currently a Director of Generali China Insurance Co. Ltd., and a council member of the China Research Centre for Insurance and Risk Management, Tsinghua University.
- Mr. Cui's biography has slightly changed. For details, please refer to the section headed "Directors' and Senior Management's Profile and Changes" of this annual report.

Save as the changes disclosed above, there is no other information required to be disclosed pursuant to Rule 13.51B(1) of the Listing Rules.

DIRECTORS' REPORT

The board of directors ("Directors") of the Company is pleased to present their report and the audited financial statements of the Company and its subsidiaries (hereinafter collectively referred to as the "Group") for the year ended 31 December 2017.

PRINCIPAL ACTIVITIES

The Company is an investment holding company. Its subsidiaries are principally engaged in the maintenance, operation, provision of satellite transponder capacity and related services; satellite-based broadcasting and telecommunications services; and other services. Discussion and analysis of these activities pursuant to Schedule 5 to the Hong Kong Companies Ordinance (Cap. 622) including a discussion of the principal risks and uncertainties which may be faced by the Group and an indication of the forward looking developments in the Group's business are included in the Management Discussion and Analysis (Business Review) set out on pages 10 to 20 of this annual report forming part of this Directors' Report.

SEGMENTAL INFORMATION

Details of the segmental information are set out in note 10 to the financial statements.

RESULTS AND APPROPRIATIONS

The profit of the Group for the year ended 31 December 2017 and the state of the Group's affairs as at that date are set out in the financial statements on pages 72 to 145.

During the year, the Company has declared and paid an interim dividend in cash of HK3.50 cents per share. The Board has resolved to declare a final dividend in cash of HK10.50 cents per ordinary share to shareholders whose names appear on the register of members at the close of business on 7 June 2018.

FIVE-YEAR FINANCIAL SUMMARY

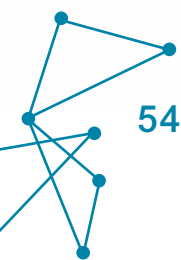
A summary of the results and assets and liabilities of the Group for the last five financial years is set out on page 146 of the annual report.

PROPERTY, PLANT AND EQUIPMENT

Details of movements in the property, plant and equipment of the Group for the year ended 31 December 2017 are set out in note 11 to the financial statements.

SUBSIDIARIES

Details of the Company's subsidiaries as at 31 December 2017 are set out in note 17 to the financial statements.



SHARE CAPITAL

During the year, the Company repurchased a total of 200,000 of its own ordinary shares on the Stock Exchange. Details of movement of the share capital of the Company are set out in note 28 to the financial statements.

Except for the repurchase of the Company's own ordinary shares as set out in note 28(c) to the financial statements, there was no purchase, sale or redemption of the shares by the Company, or any subsidiaries of the Company during the year.

RESERVES

Details of movements during the year in the reserves of the Group are set out in the consolidated statement of changes in equity on page 76.

DISTRIBUTABLE RESERVES

Details of the distributable reserves of the Company are set out in note 28 to the financial statements.

BORROWINGS

Details of the Group's bank borrowings are set out in note 24 to the financial statements.

FIXED CHARGE

Details of the Group's fixed charge are set out in note 21 to the financial statements.

DONATIONS

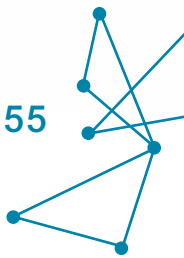
Charitable donations made by the Group during the year amounted to HK\$20,000 (2016: HK\$15,000).

INDEMNITY OF DIRECTORS

A permitted indemnity provision (as defined in the Hong Kong Companies Ordinance) for the benefit of the Directors of the Company is currently in force and was in force throughout the year.

MANAGEMENT CONTRACTS

Other than the service contracts of the Directors, the Company has not entered into any contract with any individual, firm or body corporate to manage or administer the whole or any substantial part of any business of the Company during the year.



DIRECTORS' REPORT

DIRECTORS

The Directors of the Company during the year and up to the date of this report were:

Executive Directors

Cheng Guangren (*President*)

Qi Liang (*Vice President*)

Non-executive Directors

Yuan Jie (*Chairman*)

Lim Toon

Yin Yen-liang

Li Zhongbao (*appointed on 29 August 2017*)

Zhuo Chao (*resigned on 29 August 2017*)

Fu Zhiheng

Lim Kian Soon

Tseng Ta-mon (*alternate director to Yin Yen-liang*)

Independent Non-executive Directors

Lui King Man

Lam Sek Kong

Cui Ligu

Meng Xingguo

Mr. Li Zhongbao is required to retire pursuant to Bye-law 86(2) in the forthcoming annual general meeting.

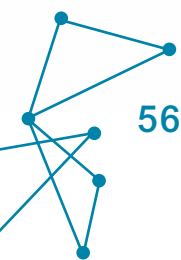
In accordance with Bye-law 87 of the Company's Bye-Laws, Mr. Lim Kian Soon, Dr. Lui King Man and Mr. Cui Ligu will retire by rotation at the forthcoming annual general meeting. All of the above retiring Directors, being eligible, offer themselves for re-election at the forthcoming annual general meeting. The remaining Directors of the Company continue in office.

The biographical details of the Directors and changes are set out in the section "Directors' and Senior Management's Profiles and Changes" of this annual report.

DIRECTORS' SERVICE CONTRACT

No service contract was entered into between the Directors and the Company or any of its subsidiaries that is exempt under rule 13.69 of the Listing Rules.

No Director being proposed for re-election at the forthcoming annual general meeting has a service contract with the Company or its subsidiaries which is not determinable by the Group within one year without payment of compensation (other than statutory compensation).



DIRECTORS' EMOLUMENTS

The emoluments of the Directors on a named basis are set out in note 6 to the financial statements.

INDEPENDENCE OF INDEPENDENT NON-EXECUTIVE DIRECTORS

The Company has received from each of the Independent Non-executive Directors an annual confirmation as regards their independence pursuant to rule 3.13 of the Listing Rules and in the opinion of the Directors having regard to the Company's Nomination Committee's assessment of their independence, they remain to be considered as independent.

DIRECTORS' AND CHIEF EXECUTIVES' INTERESTS IN SHARES

As at 31 December 2017, the interests of each Director and the Chief Executive of the Company are interested, or are deemed to be interested in the long and short positions in the shares and underlying shares of the Company or any of its associated corporations (within the meaning of Part XV of the Securities and Futures Ordinance (the "SFO")) as recorded in the register maintained by the Company under section 352 of the SFO are as follows:

Name of Director and Chief Executive	Nature of interests	Number of shares held	Numbers of share options
Meng Xingguo	Personal	438,000 ⁽¹⁾	–

Note:

- (1) Dr. Meng's wife held 438,000 shares of the Company. By virtue of his spouse's interests, Dr. Meng was deemed to be interested in the same parcel of shares held by his wife pursuant to Part XV of the Securities and Futures Ordinance (Chapter 571 of the Laws of Hong Kong).

Save as disclosed above, as at 31 December 2017, none of the Directors or the Chief Executives of the Company had or was interested, or was deemed to be interested in the long and short positions in the shares and underlying shares of the Company nor any of its associated corporations (within the meaning of Part XV of the SFO) as recorded in the register maintained by the Company under section 352 of the SFO, or which are required to be notified to the Company and the Stock Exchange pursuant to the Part XV of the SFO or Model Code for Securities Transactions by Directors of Listed Companies.

SHARE OPTION SCHEMES

The Company has not approved any new share option scheme after the lapse of its last share option scheme on 21 May 2012. During the year, no option was granted.

DIRECTORS' INTERESTS IN CONTRACTS

No Director had a material interest in any contract of significance to the business of the Group to which the Company, its holding company or any of its subsidiaries was a party during the year.

DIRECTORS' REPORT

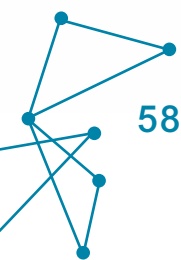
SUBSTANTIAL SHAREHOLDERS' INTERESTS IN SHARES

As at 31 December 2017, according to the register of interests in shares and short positions kept by the Company under section 336 of the SFO, the following companies are directly and indirectly interested in 5 per cent or more of the issued share capital of the Company:

Name	Note	Number of shares interested	% of issued share capital
China Aerospace Science & Technology Corporation	1	508,950,000	54.67
China Satellite Communications Company Limited	2	495,450,000	53.22
APT Satellite International Company Limited	3	481,950,000	51.78
Temasek Holdings (Private) Limited	4	51,300,000	5.51
Singapore Telecommunications Limited	4	51,300,000	5.51
Singasat Private Limited	4	51,300,000	5.51
International Value Adviser, LLC		59,951,000	6.44

Notes:

- China Aerospace Science & Technology Corporation ("CASC") was deemed to be interested in the shares of the Company by virtue of:
 - CASC holds 99.79% interest of China Satellite Communications Company Limited ("China Satcom"), which in turn holds (i) 42.86% of APT Satellite International Company Limited ("APT International"); and (ii) 100% in China Satellite Communications (Hong Kong) Corporation Limited, which in turn holds 13,500,000 shares (approximately 1.45% interests) of the Company;
 - CASC holds 100% interest directly in China Great Wall Industry Corporation ("CGWIC"), which in turn holds indirectly 14.29% interests in APT International; and
 - CASC directly holds 13,500,000 shares (approximately 1.45% interests) of the Company.
- China Satcom was deemed to be interested in the shares of the Company by virtue of:
 - China Satcom holds 42.86% interests in APT International; and
 - China Satcom holds 100% interest in China Satellite Communications (Hong Kong) Corporation Limited, which in turn holds 13,500,000 shares (approximately 1.45% interests) of the Company.
- APT International directly holds 481,950,000 shares (approximately 51.78% interests) of the Company.



SUBSTANTIAL SHAREHOLDERS' INTERESTS IN SHARES (Continued)

Notes: (Continued)

4. Temasek Holdings (Private) Limited ("Temasek") was deemed to be interested in the shares of the Company by virtue of its interests through its controlled corporation (being Temasek's 54.39% shareholding in Singapore Telecommunications Limited ("Singtel"), which was deemed to be interested in the shares of the Company by virtue of Singtel's 100% shareholding in Singasat Private Limited). Singasat Private Limited holds 28.57% interests in APT International and directly holds 51,300,000 shares (approximately 5.51% interests) of the Company.

Save as disclosed above, as at 31 December 2017, no other party has an interest or a short position in the issued share capital of the Company, as recorded in the register required to be kept by the Company under section 336 of the SFO.

As at the date of this report, Messrs. Mr. Cheng Guangren, Mr. Qi Liang, Mr. Yuan Jie, Mr. Lim Toon, Dr. Yin Yen-liang, Mr. Li Zhongbao (appointed on 29 August 2017), Mr. Zhuo Chao (resigned on 29 August 2017), Mr. Fu Zhiheng, Mr. Lim Kian Soon and Mr. Tseng Ta-mon (alternate director to Dr. Yin Yen-liang), Directors of the Company, are also directors of APT International.

Save as disclosed above, the Company has not been notified of any other interest representing 5% or more of the Company's issued share capital at 31 December 2017.

MAJOR CUSTOMERS AND SUPPLIERS

In 2017, the aggregate revenue attributable to the Group's five largest customers was 36% (2016: 38%) of the total revenue. In 2017, the largest customer accounted for 11% of the Group's revenue and the largest supplier represented 29% of the Group's total purchases.

One of the five largest customers was China Satellite Communication Company Limited ("China Satcom"). China Satcom is a subsidiary of China Aerospace Science & Technology Corporation, the controlling shareholder of the Company. Mr. Cheng Guangren, Mr. Qi Liang and Mr. Zhuo Chao (resigned as Non-executive Director of the Company on 29 August 2017) and Mr. Li Zhongbao (appointed as Non-executive Director of the Company on 29 August 2017) have interests to the extent that they have been concurrently directors or senior officers of China Satcom.

The aggregate purchase attributable to the Group's five largest suppliers was less than 80% of total purchases (2016: 67%). One of the five largest suppliers was China Satcom.

Save as disclosed above, at no time during the year did a director, an associate of a director or a shareholder of the Company (which to the knowledge of the Directors owns more than 5% of the Company's share capital) have an interest in any of the Company's five largest customers or suppliers.

DIRECTORS' REPORT

SPECIFIC PERFORMANCE OBLIGATIONS ON CONTROLLING SHAREHOLDER

According to a facility agreement entered into on 14 June 2016, China Aerospace Science & Technology Corporation, the controlling shareholder of the Company, is required to maintain control of or hold directly or indirectly not less than 30% shareholdings of the Company and remain as the single largest shareholder of the Company. As at 31 December 2017, the amount of the facility subject to such an obligation was HK\$839,296,000. The facility will expire on 28 June 2021.

CONNECTED TRANSACTIONS

Certain connected transactions also fall under related party transactions in accordance with the International/Hong Kong Accounting Standards, details are set out in note 35 to the financial statements. It is confirmed that the Company has complied with the disclosure requirements in accordance with Chapter 14A of the Listing Rules.

FUTURE SATELLITE

APSTAR-6C

On 17 October 2015, APT Satellite Company Limited ("APT HK") (a wholly-owned subsidiary of the Company) entered into a Satellite Contract with China Great Wall Industry (Hong Kong) Corp. Limited, a company incorporated in Hong Kong and a wholly-owned subsidiary of CGWIC, in respect of, inter alia, the manufacturing, launching and delivery of the APSTAR-6C Satellite, a DFH-4 series platform having 26 C-band transponders, 19 Ku-band/Ka-band transponders high power geostationary communications satellite. APSTAR-6C is the replacement satellite for APSTAR-6 and is scheduled to be launched in the second quarter of 2018.

APSTAR-6C Satellite is developed and launched by the Group as the replacement satellite of APSTAR-6, an existing in-orbit satellite. The new satellite will be built with the latest technology and versatile footprint coverage to replace the existing satellite in order to maintain business continuity of the Group's customers and to enhance its competitive advantage in the region with both conventional and high throughput transponder capacities.

The total contract price for the in-orbit delivery of the APSTAR-6C and the performance of the services by the contractor under the satellite contract is US\$180,000,000.



FORMATION OF APT MOBILE SATCOM LIMITED

Pursuant to an Investors' Agreement dated 23 July 2016 and a Supplemental Agreement dated 12 August 2016, APT Satellite Communications (Shenzhen) Co. Ltd. ("APT Shenzhen"), a wholly-owned subsidiary of the Company, 北京船舶通信導航有限公司 ("Beijing Marine Communication Navigation Company"), 國新(深圳)投資有限公司 ("Guo Xin (Shenzhen)"), 深圳市昊創投資集團有限公司 ("Shenzhen Hao Chuang"), 航天投資控股有限公司 ("China Aerospace Investment Holdings Ltd."), 國華軍民融合產業發展基金管理有限公司 ("Guohua Junmin"), 海航生態科技集團有限公司 ("HNA EcoTech") and 深圳市創新投資集團有限公司 ("Shenzhen Capital") agreed to establish a company namely APT Mobile SatCom Limited ("APT Mobile"). The total registered capital of APT Mobile was RMB2,000 million, of which APT Shenzhen committed to invest RMB600 million (representing 30% of the equity interest in APT Mobile) ("Committed Capital"). At 31 December 2017, APT Shenzhen has paid RMB300,000,000, representing 50% of the Committed Capital. The scope of business of APT Mobile includes construction and operation of satellite communication system, satellite space segment services, satellite fixed and mobile telecommunication services, internet access, integration of networks and systems and technical consultancy services etc. Since APT Mobile is an associate of China Aerospace Science & Technology Corporation ("CASC"), it is therefore a connected party of the Company under the meaning of Chapter 14A of the Listing Rules.

CONNECTED TRANSACTIONS WITH APT MOBILE SATCOM (HK) LIMITED

LOAN AGREEMENT

On 11 September 2017, APT HK and APT Shenzhen (wholly-owned subsidiaries of the Company) entered into a loan agreement (the "Loan Agreement") in respect of the provision of an unsecured loan in the principal amount of HK\$345,462,000 to APT Mobile SatCom (HK) Limited (a connected party of the Company).

As of 31 December 2017, APT Shenzhen has in aggregate contributed RMB300 million, representing 50% of the Committed Capital. APT Shenzhen is obligated to contribute the remaining RMB300 million (remaining 50% of the Committed Capital) when the outstanding registered capital is called up by APT Mobile which will likely take place in the coming 12 months to 24 months. APT HK has reserved this fund for the forthcoming calling up of the contribution in the registered capital in APT Mobile. By entering into the Loan Agreement, the Group can make use of this opportunity to better utilise the fund resources and achieve better interests income by securing a relatively high interest rate arrangement during this waiting period. The repayment of the Loan is hedged by way of set-off against the equivalent amount of the capital contribution payable by APT Shenzhen to APT Mobile. The Loan Agreement was approved by shareholders of the Company in a special general meeting held on 23 October 2017 pursuant to Chapter 14A of the Listing Rules.

As of 31 December 2017, in aggregate HK\$120,000,000 was lent by APT HK to APT Mobile SatCom (HK) Limited under this Loan Agreement.

61

DIRECTORS' REPORT

MASTER AGREEMENT AND CONSULTANCY AGREEMENT

On 1 November 2016, APT Mobile entered into a contract (the "Satellite Project") in respect of the manufacturing, delivery and launching of the APSTAR-6D Satellite (the "Satellite"). On 11 September 2017, APT HK entered into the master agreement (which contemplated the entering into of the consultancy agreement) (collectively the "Master Agreement") in respect of provision of project management and technical consultancy services to APT Mobile.

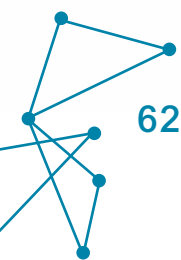
By entering into the consultancy agreement, APT HK or its designated subsidiary can provide professional consultancy services in respect of development, launching and operation of the Satellite to APT Mobile. The consultancy services of APT HK can facilitate the smooth and successful development and launch of the Satellite into designated orbit until the completion of In-Orbit Delivery. The success of the Satellite will be very important for the business development and investment for both the Group and APT Mobile.

A total sum of the consultancy agreement is USD11,855,000 (equivalent to approximately HK\$92,469,000), being the total service fees payable by APT Mobile to APT HK by installments pursuant to the milestone of the Satellite Project. The Master Agreement was approved by shareholders of the Company in a special general meeting held on 23 October 2017 pursuant to Chapter 14A of the Listing Rules.

As of 31 December 2017, APT Mobile has paid to APT in aggregate USD3,086,000 (equivalent to approximately HK\$24,071,000) as an advanced service fees under this consultancy agreement.

CONTINUING CONNECTED TRANSACTIONS

On 27 October 2014, the Company entered into the Transponder Service Master Agreement ("Existing Master Agreement") with China Satcom of validity until 31 December 2017 thereby subject to the terms and conditions of the Existing Master Agreement, the Group and China Satcom, on an ongoing basis, provide to each other (including their respective associates) services (the "Continuing Connected Transactions") that (a) in the Mainland China market, the Group shall provide its satellite transponder capacity on a preferential basis to China Satcom (the "Service in Mainland China"); and that (b) in the market outside Mainland China, either the Group or China Satcom shall provide on a preferential basis its own satellite transponder capacity and satellite telecommunication value-added services and other related professional service to the other party (the "Service Outside Mainland China"). Since China Satcom is a subsidiary of CASC, and CASC and its associates hold approximately 57.14% interest of APT Satellite International Company Limited, the substantial shareholder of the Company holding approximately 51.78% of the issued share capital of the Company. China Satcom is therefore a connected party of the Company under the Listing Rules.



CONTINUING CONNECTED TRANSACTIONS (Continued)

As approved by the independent shareholders of the Company on 5 December 2014, the maximum annual aggregate value (the “Caps”) in respect of the Service in the Mainland China and the Service Outside the Mainland China for the year ended 31 December 2017 are as follows:

- | | | |
|-----|---|-----------------|
| (a) | the Caps in respect of the provision of the Service in the Mainland China by the Group to China Satcom | HK\$345,000,000 |
| (b) | the Caps in respect of the provision of the Service Outside the Mainland China by the Group to China Satcom | HK\$25,000,000 |
| (c) | the Caps in respect of the provision of the Service Outside the Mainland China by China Satcom to the Group | HK\$220,000,000 |

The Independent Non-executive Directors of the Company have reviewed the Continuing Connected Transactions and confirmed that:

- (i) the Continuing Connected Transactions have been entered into under the usual and ordinary course of business of the Group;
- (ii) the Continuing Connected Transactions have been conducted either on normal commercial terms; or if there are no sufficient comparable transactions to judge whether they are on normal commercial terms, on terms no less favourable to the Group than terms available from independent third parties; and
- (iii) the Continuing Connected Transactions have been entered into in accordance with the Existing Master Agreement governing them on terms that were fair and reasonable and in the interests of the shareholders of the Company as a whole.

The Directors have received a letter from the auditors of the Company, KPMG, which was engaged to report on the Group’s Continuing Connected Transactions in accordance with Hong Kong Standard on Assurance Engagements 3000 (revised) “Assurance Engagements other than Audits or Reviews of Historical Financial Information” and with reference to Practice Note 740 “Auditor’s letter on Continuing Connected Transactions under the Hong Kong Listing Rules” both issued by the Hong Kong Institute of Certified Public Accountants. KPMG has issued their unqualified letter containing their findings and conclusions in respect of the Continuing Connected Transactions disclosed by the Group and which has been provided by the Company to the Stock Exchange in accordance with Listing Rules 14A.56 where confirming the Continuing Connected Transactions:

- (i) have been approved by the Board;
- (ii) were in all material respects, in accordance with the pricing policies of the Group;

DIRECTORS' REPORT

CONTINUING CONNECTED TRANSACTIONS (Continued)

- (iii) were in all material respects, in accordance with the relevant agreement governing the Continuing Connected Transactions; and
- (iv) have not exceeded the respective Caps set out above for the year ended 31 December 2017.

The Company has provided a copy of the said letter to the Stock Exchange.

RENEWAL OF CONTINUING CONNECTED TRANSACTION

As the Existing Master Agreement expired in December 2017 and in view of the need of maintaining the provision of services to customers and to strengthen the benefits of synergy between China Satcom and the Company, on 11 September 2017, the Company entered into a new Transponder Service Master Agreement (the "New Master Agreement") with China Satcom. Pursuant to the New Master Agreement, the scope of service cooperation between the Company and China Satcom will be substantially the same and the term will be extended for three years until 31 December 2020. The New Master Agreement, the Non-exempt Continuing Connected Transactions and the Caps in respect of the provisions of such transponder services, value-added services and related services between China Satcom and the Company over the future three years were approved by the shareholders of the Company voted by poll in the special general meeting held on 14 November 2017.

PRE-EMPTIVE RIGHTS

There are no provisions for pre-emptive rights under the Company's Bye-Laws or the laws of Bermuda, which would oblige the Company to offer new shares on a pro-rata basis to existing shareholders of the Company.

PUBLIC FLOAT

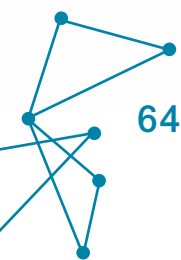
As at the date of this report, the Company has maintained the prescribed public float under the Listing Rules, based on the information that is publicly available to the Company and within the knowledge of the Directors.

RETIREMENT BENEFIT SCHEMES

Details of the Company's retirement benefit schemes are set out in note 34 to the financial statements.

CORPORATE GOVERNANCE

Details of the Company's corporate governance practices are set out in the "Corporate Governance Report" contained in this annual report.



AUDITORS

KPMG retire and, being eligible, offer themselves for re-appointment. A resolution for the re-appointment of KPMG as auditor of the Company is to be proposed at the forthcoming Annual General Meeting.

BUSINESS REVIEW

The Business Review of the Group is set out in the “Management Discussion and Analysis (Business Review)” on pages 10 to 20 of this annual report. The details of the relationships with the Group’s stakeholders are set out in the “Environmental, Social and Governance Report” on pages 35 to 46 of this annual report. These discussions form part of this Directors’ Report.

By order of the Board

Yuan Jie

Chairman

Hong Kong, 23 March 2018



INDEPENDENT AUDITOR'S REPORT



Independent auditor's report to the shareholders of APT Satellite Holdings Limited (Incorporated in Bermuda with limited liability)

OPINION

We have audited the consolidated financial statements of APT Satellite Holdings Limited (the "Company") and its subsidiaries (together "the Group") set out on pages 72 to 145, which comprise the consolidated statement of financial position as at 31 December 2017, the consolidated statement of profit or loss, the consolidated statement of comprehensive income, the consolidated statement of changes in equity and the consolidated cash flow statement for the year then ended and notes to the consolidated financial statements, including a summary of significant accounting policies.

In our opinion, the consolidated financial statements give a true and fair view of the consolidated financial position of the Group as at 31 December 2017 and of its consolidated financial performance and consolidated cash flows for the year then ended in accordance with International Financial Reporting Standards ("IFRSs") issued by the International Accounting Standards Board ("IASB"), Hong Kong Financial Reporting Standards ("HKFRSs") issued by the Hong Kong Institute of Certified Public Accountants ("HKICPA") and have been properly prepared in compliance with the disclosure requirements of the Hong Kong Companies Ordinance.

BASIS FOR OPINION

We conducted our audit in accordance with Hong Kong Standards on Auditing ("HKSAs") issued by the HKICPA. Our responsibilities under those standards are further described in the *Auditor's responsibilities for the audit of the consolidated financial statements* section of our report. We are independent of the Group in accordance with the HKICPA's *Code of Ethics for Professional Accountants* ("the Code"), together with any ethical requirements that are relevant to our audit of the consolidated financial statements in Bermuda, and we have fulfilled our other ethical responsibilities in accordance with the Code. We believe that the audit evidence we have obtained is sufficient and appropriate to provide a basis for our opinion.

KEY AUDIT MATTERS

Key audit matters are those matters that, in our professional judgement, were of most significance in our audit of the consolidated financial statements of the current period. These matters were addressed in the context of our audit of the consolidated financial statements as a whole, and in forming our opinion thereon, and we do not provide a separate opinion on these matters.



KEY AUDIT MATTERS (Continued)

Annual impairment assessment of cash generating unit which included an intangible asset with indefinite useful life

Refer to note 13 to the consolidated financial statements and the accounting policies on page 88.

The Key Audit Matter

The carrying value of the Group's intangible asset with indefinite useful life ("the IA"), representing the right to use an orbital slot, amounted to HK\$133.6 million as at 31 December 2017.

The orbital slot was solely occupied by a satellite of the Group as the IA generates cash inflows together with this satellite, the Group performs annual impairment assessment of the IA and the satellite together, by comparing the aggregate carrying value of the IA and the satellite against their aggregate recoverable amount, based on the discounted cashflow forecast prepared by Group management to determine the amount of impairment loss to be recognised, if any.

We identified the potential impairment of IA as a key audit matter because the impairment assessment conducted by Group management is complex and contain certain judgemental assumptions, particularly the discount rate and revenue growth rate.

How the matter was addressed in our audit

Our audit procedures to assess potential impairment of the IA included the following:

- evaluating the appropriateness of the Group's identification of the cash generating unit comprising the IA and the satellite solely using the IA.
- with the assistance of our internal valuation specialists, assessing the methodology used in the cashflow forecast prepared by Group management and whether the discount rate adopted in the cashflow forecast is within the normal range used by other market participants;
- comparing the revenue growth rate adopted in the cashflow forecast with past growth rates achieved by the Group as well as with those of comparable companies and other available external market data, taking into account recent developments in the commercial satellite industry and the Group's future operating plans;
- comparing the revenue included in the cashflow forecast prepared by Group management in the prior year with the current year actual performance of the Group to assess accuracy of the prior year's cashflow forecast, and making enquiries of Group management as to the reasons for any significant variations identified;
- obtaining from Group management sensitivity analyses of both discount rate and revenue growth rate as adopted in the cashflow forecast prepared by the Group and assessing the impact of changes in these key assumptions to the conclusion reached in the impairment assessment and whether there was any indicator of management bias.

INDEPENDENT AUDITOR'S REPORT

KEY AUDIT MATTERS (Continued)

Recoverability of trade receivables

Refer to note 20 to the consolidated financial statements and the accounting policies on page 88.

The Key Audit Matter

At 31 December 2017, the Group's trade receivables amounted to HK\$203.8 million, after netting off allowances for doubtful debts of HK\$31.5 million. Balances overdue but not impaired amounted to HK\$141.5 million at that date.

The Group's customers operate in a number of sectors and geographical locations, all of them having different credit profiles. The timing of trade receivable settlement can be influenced by sector/geographical norms. At the end of each reporting period, a considerable level of management judgement is therefore required to determine whether there is objective evidence of impairment and if such evidence is determined to exist, the amount required to write down the balance of trade receivables to their recoverable amount.

We identified the impairment of trade receivables as a key audit matter because of the significance of the potential reduction in the recoverable amount of trade receivables, particularly the high value individual items, to the Group's results for the year and because the impairment assessment is inherently subjective and requires significant management judgement which increases the risk of error or potential management bias.

How the matter was addressed in our audit

Our audit procedures to assess recoverability of trade receivables included the following:

- evaluating the methodology adopted by the Group to identify the potentially non-recoverable balances. This included assessing the design and operating effectiveness of the Group's credit control process and, on a sample basis, testing whether items in the trade receivable report were classified within the appropriate ageing brackets;
- enquiring Group management of the significant or long overdue balances with reference to recent history of settlement, default or disputes and the ageing profile of the relevant trade debtors;
- reviewing Group management's assessment of delinquent debtors' financial condition and estimated date of settlement with reference to recent communications with the relevant trade debtors;
- assessing the accuracy of allowance for doubtful debts recorded in the prior year, on a sample basis, by examining reversals of previously recorded allowances during the current year and write-offs of trade receivables not previously provided for; and
- assessing the reasonableness of Group recorded provisions, by comparing cash receipts after the end of the reporting period against the balances at the end of the reporting period, on a sample basis, taking into account credit terms given to and receipts in advance from the relevant trade debtors.



INFORMATION OTHER THAN THE CONSOLIDATED FINANCIAL STATEMENTS AND AUDITOR'S REPORT THEREON

The directors are responsible for the other information. The other information comprises all the information included in the annual report, other than the consolidated financial statements and our auditor's report thereon.

Our opinion on the consolidated financial statements does not cover the other information and we do not express any form of assurance conclusion thereon.

In connection with our audit of the consolidated financial statements, our responsibility is to read the other information and, in doing so, consider whether the other information is materially inconsistent with the consolidated financial statement or our knowledge obtained in the audit or otherwise appears to be materially misstated.

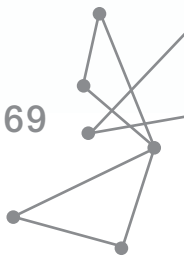
If, based on the work we have performed we conclude that there is a material misstatement of this other information, we are required to report that fact. We have nothing to report in this regard.

RESPONSIBILITIES OF THE DIRECTORS FOR THE CONSOLIDATED FINANCIAL STATEMENTS

The directors are responsible for the preparation of the consolidated financial statements that give a true and fair view in accordance with IFRSs issued by the IASB, HKFRSs issued by the HKICPA and the disclosure requirements of the Hong Kong Companies Ordinance and for such internal control as the directors determine is necessary to enable the preparation of consolidated financial statements that are free from material misstatement, whether due to fraud or error.

In preparing the consolidated financial statements, the directors are responsible for assessing the Group's ability to continue as a going concern, disclosing, as applicable, matters related to going concern and using the going concern basis of accounting unless the directors either intend to liquidate the Group or to cease operations, or have no realistic alternative but to do so.

The directors are assisted by the Audit and Risk Management Committee in discharging their responsibilities for overseeing the Group's financial reporting process.



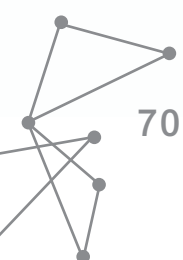
INDEPENDENT AUDITOR'S REPORT

AUDITOR'S RESPONSIBILITY FOR THE AUDIT OF THE CONSOLIDATED FINANCIAL STATEMENTS

Our objectives are to obtain reasonable assurance about whether the consolidated financial statements as a whole are free from material misstatement, whether due to fraud or error, and to issue an auditor's report that includes our opinion. This report is made solely to you, as a body, in accordance with section 90 of the Bermuda Companies Act 1981, and for no other purpose. We do not assume responsibility towards or accept liability to any other person for the contents of this report.

Reasonable assurance is a high level of assurance, but is not a guarantee that an audit conducted in accordance with HKSA's will always detect a material misstatement when it exists. Misstatements can arise from fraud or error and are considered material if, individually or in the aggregate, they could reasonably be expected to influence the economic decisions of users taken on the basis of these consolidated financial statements.

As part of an audit in accordance with HKSA's, we exercise professional judgement and maintain professional scepticism throughout the audit. We also:

- 
- Identify and assess the risks of material misstatement of the consolidated financial statements, whether due to fraud or error, design and perform audit procedures responsive to those risks, and obtain audit evidence that is sufficient and appropriate to provide a basis for our opinion. The risk of not detecting a material misstatement resulting from fraud is higher than for one resulting from error, as fraud may involve collusion, forgery, intentional omissions, misrepresentations, or the override of internal control.
 - Obtain an understanding of internal control relevant to the audit in order to design audit procedures that are appropriate in the circumstances, but not for the purpose of expressing an opinion on the effectiveness of the Group's internal control.
 - Evaluate the appropriateness of accounting policies used and the reasonableness of accounting estimates and related disclosures made by the directors.
 - Conclude on the appropriateness of the directors' use of the going concern basis of accounting and, based on the audit evidence obtained, whether a material uncertainty exists related to events or conditions that may cast significant doubt on the Group's ability to continue as a going concern. If we conclude that a material uncertainty exists, we are required to draw attention in our auditor's report to the related disclosures in the consolidated financial statements or, if such disclosures are inadequate, to modify our opinion. Our conclusions are based on the audit evidence obtained up to the date of our auditor's report. However, future events or conditions may cause the Group to cease to continue as a going concern.

AUDITOR'S RESPONSIBILITY FOR THE AUDIT OF THE CONSOLIDATED FINANCIAL STATEMENTS (Continued)

- Evaluate the overall presentation, structure and content of the consolidated financial statements, including the disclosures, and whether the consolidated financial statements represent the underlying transactions and events in a manner that achieves fair presentation.
- Obtain sufficient appropriate audit evidence regarding the financial information of the entities or business activities within the Group to express an opinion on the consolidated financial statements. We are responsible for the direction, supervision and performance of the Group audit. We remain solely responsible for our audit opinion.

We communicate with the Audit and Risk Management Committee regarding, among other matters, the planned scope and timing of the audit and significant audit findings, including any significant deficiencies in internal control that we identify during our audit.

We also provide the Audit and Risk Management Committee with a statement that we have complied with relevant ethical requirements regarding independence and communicate with them all relationships and other matters that may reasonably be thought to bear on our independence and, where applicable, related safeguards.

From the matters communicated with the Audit and Risk Management Committee, we determine those matters that were of most significance in the audit of the consolidated financial statements of the current period and are therefore the key audit matters. We describe these matters in our auditor's report unless law or regulation precludes public disclosure about the matter or when, in extremely rare circumstances, we determine that a matter should not be communicated in our report because the adverse consequences of doing so would reasonably be expected to outweigh the public interest benefits of such communication.

The engagement partner on the audit resulting in this independent auditor's report is Felix Kwo Hang Lee.

KPMG

Certified Public Accountants

8th Floor, Prince's Building
10 Chater Road
Central, Hong Kong

23 March 2018

71

CONSOLIDATED STATEMENT OF PROFIT OR LOSS

for the year ended 31 December 2017 (Expressed in Hong Kong dollars)

	Note	2017 \$'000	2016 \$'000
Revenue	3&10	1,207,440	1,229,933
Cost of services		(467,079)	(492,588)
Gross profit		740,361	737,345
Other net income	4(a)	18,680	14,203
Valuation gain/(loss) on investment properties	12	1,214	(531)
Administrative expenses		(121,985)	(118,732)
Profit from operations		638,270	632,285
Fair value changes on financial instrument designated at fair value through profit or loss	16	(16,573)	(15,723)
Finance costs	4(b)	–	(9,283)
Share of profit of an associate		95	24
Profit before taxation	4	621,792	607,303
Income tax	5(a)	(117,235)	(113,695)
Profit for the year and attributable to equity shareholders of the Company		504,557	493,608
Earnings per share	9		
Basic and diluted		54.20 cents	52.92 cents

72

The notes on pages 78 to 145 form part of these financial statements.

CONSOLIDATED STATEMENT OF COMPREHENSIVE INCOME

for the year ended 31 December 2017 (Expressed in Hong Kong dollars)

	2017 \$'000	2016 \$'000
Profit for the year	504,557	493,608
Other comprehensive income for the year (after tax and reclassification adjustments)		
Item that is or may be reclassified subsequently to profit or loss		
Exchange differences on translation of: – financial statements of foreign operations	26,786	(8,687)
Other comprehensive income for the year	26,786	(8,687)
Total comprehensive income for the year	531,343	484,921

73

The notes on pages 78 to 145 form part of these financial statements.

CONSOLIDATED STATEMENT OF FINANCIAL POSITION

at 31 December 2017 (Expressed in Hong Kong dollars)

	Note	2017 \$'000	2016 \$'000
Non-current assets			
Property, plant and equipment	11(a)	4,460,788	4,395,237
Investment properties	12	11,900	10,686
Intangible asset	13	133,585	133,585
Interest in joint venture	14	490	490
Interest in an associate	15	360,351	167,509
Club memberships		380	380
Prepaid expenses	18	1,030,819	768,897
Deferred tax assets	27(b)	259	325
		5,998,572	5,477,109
Current assets			
Financial assets at fair value through profit or loss	16	7,366	23,939
Loan receivables	19	120,000	–
Trade receivables, net	20	203,832	127,170
Deposits, prepayments and other receivables		28,878	31,835
Pledged bank deposits	21	–	39
Bank deposits with original maturity beyond 3 months		435,864	549,390
Cash and cash equivalents	22(a)	531,253	253,553
		1,327,193	985,926
Current liabilities			
Payables and accrued charges	23	83,342	105,424
Rentals received in advance		103,274	99,333
Secured bank borrowings due within one year	24	111,572	78,000
Current taxation	27(a)	75,904	61,620
		374,092	344,377
Net current assets		953,101	641,549
Total assets less current liabilities carried forward		6,951,673	6,118,658

74

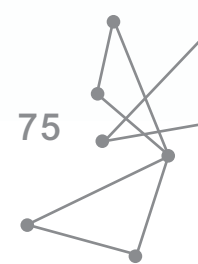
	Note	2017 \$'000	2016 \$'000
Total assets less current liabilities brought forward		6,951,673	6,118,658
Non-current liabilities			
Secured bank borrowings due after one year	24	801,891	504,241
Deposits received	25	75,203	78,619
Deferred income	26	87,603	89,658
Deferred tax liabilities	27(b)	686,296	596,946
		1,650,993	1,269,464
Net assets		5,300,680	4,849,194
Capital and reserves			
Share capital	28	93,081	93,101
Share premium	29	1,235,362	1,236,081
Contributed surplus	29	511,000	511,000
Revaluation reserve	29	4,017	4,017
Exchange reserve	29	19,822	(6,964)
Other reserves	29	442	442
Accumulated profits		3,436,956	3,011,517
Total equity		5,300,680	4,849,194

Approved and authorised for issue by the Board of Directors on 23 March 2018

Cheng Guangren
Director

Qi Liang
Director

The notes on pages 78 to 145 form part of these financial statements.



CONSOLIDATED STATEMENT OF CHANGES IN EQUITY

for the year ended 31 December 2017 (Expressed in Hong Kong dollars)

	Share capital \$'000	Share premium \$'000	Contributed surplus \$'000	Revaluation reserve \$'000	Exchange reserve \$'000	Other reserves \$'000	Accumulated profits \$'000	Total equity \$'000
Balance at 1 January 2016	93,271	1,242,722	511,000	4,017	1,723	442	2,597,190	4,450,365
Changes in equity for 2016:								
Profit for the year	-	-	-	-	-	-	493,608	493,608
Other comprehensive income	-	-	-	-	(8,687)	-	-	(8,687)
Total comprehensive income	-	-	-	-	(8,687)	-	493,608	484,921
Dividend approved in respect of the previous year (note 8(ii))	-	-	-	-	-	-	(46,636)	(46,636)
Dividend declared in respect of the current year (note 8(i))	-	-	-	-	-	-	(32,645)	(32,645)
Purchase of own shares (note 28(c))	(170)	(6,641)	-	-	-	-	-	(6,811)
Balance at 31 December 2016	93,101	1,236,081	511,000	4,017	(6,964)	442	3,011,517	4,849,194
Balance at 1 January 2017	93,101	1,236,081	511,000	4,017	(6,964)	442	3,011,517	4,849,194
Changes in equity for 2017:								
Profit for the year	-	-	-	-	-	-	504,557	504,557
Other comprehensive income	-	-	-	-	26,786	-	-	26,786
Total comprehensive income	-	-	-	-	26,786	-	504,557	531,343
Dividend approved in respect of the previous year (note 8(ii))	-	-	-	-	-	-	(46,540)	(46,540)
Dividend declared in respect of the current year (note 8(i))	-	-	-	-	-	-	(32,578)	(32,578)
Purchase of own shares (note 28(c))	(20)	(719)	-	-	-	-	-	(739)
Balance at 31 December 2017	93,081	1,235,362	511,000	4,017	19,822	442	3,436,956	5,300,680

The notes on pages 78 to 145 form part of these financial statements.

CONSOLIDATED CASH FLOW STATEMENT

for the year ended 31 December 2017 (Expressed in Hong Kong dollars)

	Note	2017 \$'000	2016 \$'000
Operating activities			
Cash generated from operations	22(b)	673,149	443,803
Overseas tax paid		(13,535)	(12,856)
Net cash generated from operating activities		659,614	430,947
Investing activities			
Payment for the purchase of property, plant and equipment		(455,678)	(500,057)
Proceeds from disposal of property, plant and equipment		148	–
Proceeds from disposal of a joint venture		–	1
Payment for investment in an associate		(167,485)	(175,357)
Interest received		11,222	16,254
Decrease in pledged bank deposits		39	15,633
Decrease in bank deposits with original maturity beyond 3 months		113,526	107,222
(Increase)/decrease in loan receivables		(120,000)	24,180
Net cash used in investing activities		(618,228)	(512,124)
Financing activities			
Interest paid	22(c)	(15,284)	(7,710)
Proceeds from bank borrowings	22(c)	407,940	587,356
Repayment of bank borrowings	22(c)	(78,000)	(717,600)
Payment of loan arrangement fee		–	(6,591)
Payment for repurchase of shares	22(c)	(739)	(6,811)
Dividends paid to equity shareholders of the Company		(79,118)	(79,754)
Net cash generated from/(used in) financing activities		234,799	(231,110)
Net increase/(decrease) in cash and cash equivalents		276,185	(312,287)
Cash and cash equivalents at 1 January	22(a)	253,553	580,871
Effect of foreign exchange rates changes		1,515	(15,031)
Cash and cash equivalents at 31 December	22(a)	531,253	253,553

77

The notes on pages 78 to 145 form part of these financial statements.

NOTES TO THE CONSOLIDATED FINANCIAL STATEMENTS

(Expressed in Hong Kong dollars unless otherwise indicated)

1 SIGNIFICANT ACCOUNTING POLICIES

(a) Statement of compliance

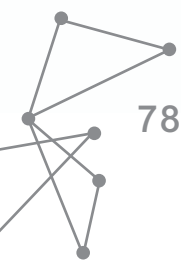
These financial statements have been prepared in accordance with all applicable International Financial Reporting Standards (“IFRSs”), which collective term includes all applicable individual International Financial Reporting Standards, International Accounting Standards (“IASs”) and Interpretations issued by the International Accounting Standards Board (“IASB”). As Hong Kong Financial Reporting Standards (“HKFRSs”) which collective term includes all applicable individual Hong Kong Financial Reporting Standards, Hong Kong Accounting Standards (“HKASs”) and Interpretations issued by the Hong Kong Institute of Certified Public Accountants (“HKICPA”) and accounting principles generally accepted in Hong Kong, are derived from and consistent with IFRSs, these financial statements also comply with HKFRSs. These financial statements also comply with the disclosure requirements of the Hong Kong Companies Ordinance and the applicable disclosure provisions of the Rules Governing the Listing of Securities on The Stock Exchange of Hong Kong Limited. A summary of the significant accounting policies adopted by the Group is set out below.

The IASB has issued certain new and revised IFRSs that are first effective or available for early adoption for the current accounting period of the Group. The equivalent new and revised HKFRSs consequently issued by the HKICPA as a result of these developments have the same effective date as those issued by the IASB and are in all material respects identical to the pronouncements issued by the IASB. Note 2 provides information on any changes in accounting policies resulting from initial application of these developments to the extent that they are relevant to the Group for the current and prior accounting periods reflected in these financial statements.

(b) Basis of preparation of the financial statements

The consolidated financial statements for the year ended 31 December 2017 comprise the Company and its subsidiaries (together referred to as the “Group”) and the Group’s interests in an associate and joint ventures.

The measurement basis used in the preparation of the financial statements is the historical cost basis except that financial assets at fair value through profit or loss (see note 1(e)) and investment properties (see note 1(f)) are stated at fair value, as explained in the accounting policies set out below.



1 SIGNIFICANT ACCOUNTING POLICIES (Continued)

(b) Basis of preparation of the financial statements (Continued)

The preparation of financial statements in conformity with IFRSs and HKFRSs requires management to make judgements, estimates and assumptions that affect the application of policies and reported amounts of assets, liabilities, income and expenses. The estimates and associated assumptions are based on historical experience and various other factors that are believed to be reasonable under the circumstances, the results of which form the basis of making the judgements about carrying values of assets and liabilities that are not readily apparent from other sources. Actual results may differ from these estimates.

The estimates and underlying assumptions are reviewed on an ongoing basis. Revisions to accounting estimates are recognised in the period in which estimate is revised if the revision affects only that period, or in the period of the revision and future periods if the revision affects both current and future periods.

Judgements made by management in the application of IFRSs and HKFRSs that have effect on the financial statements and sources of estimation uncertainty are discussed in note 38.

(c) Subsidiaries

Subsidiaries are entities controlled by the Group. The Group controls an entity when it is exposed, or has rights, to variable returns from its involvement with the entity and has the ability to affect those returns through its power over the entity. When assessing whether the Group has power, only substantive rights (held by the Group and other parties) are considered.

An investment in a subsidiary is consolidated into the consolidated financial statements from the date that control commences until the date that control ceases. Intra-group balances and transactions and cash flows and any unrealised profits arising from intra-group transactions are eliminated in full in preparing the consolidated financial statements. Unrealised losses resulting from intra-group transactions are eliminated in the same way as unrealised gains but only to the extent that there is no evidence of impairment.

Changes in the Group's interests in a subsidiary that do not result in a loss of control are accounted for as equity transactions, whereby adjustments are made to the amounts of controlling and non-controlling interests within consolidated equity to reflect the change in relative interests, but no adjustments are made to goodwill and no gain or loss is recognised.

NOTES TO THE CONSOLIDATED FINANCIAL STATEMENTS

(Expressed in Hong Kong dollars unless otherwise indicated)

1 SIGNIFICANT ACCOUNTING POLICIES (Continued)

(c) Subsidiaries (Continued)

When the Group loses control of a subsidiary, it is accounted for as a disposal of the entire interest in that subsidiary, with a resulting gain or loss being recognised in profit or loss. Any interest retained in that former subsidiary at the date when control is lost is recognised at fair value and this amount is regarded as the fair value on initial recognition of a financial asset or, when appropriate, the cost on initial recognition of an investment in an associate or a joint venture (see note 1(d)).

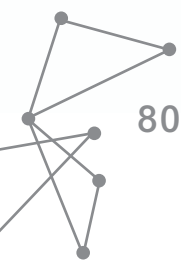
In the Company's statement of financial position, investments in subsidiaries are stated at cost less impairment losses (see note 1(i)), unless the investment is classified as held for sale (or included in a disposal group that is classified as held for sale).

(d) Associates and joint ventures

An associate is an entity in which the Group or Company has significant influence, but not control or joint control, over its management, including participation in the financial and operating policy decisions.

A joint venture is an arrangement whereby the Group or Company and other parties contractually agree to share control of the arrangement, and have rights to the net assets of the arrangement.

An investment in an associate or a joint venture is accounted for in the consolidated financial statements under the equity method, unless it is classified as held for sale (or included in a disposal group that is classified as held for sale). Under the equity method, the investment is initially recorded at cost, adjusted for any excess of the Group's share of the acquisition-date fair values of the investee's identifiable net assets over the cost of the investment (if any). Thereafter, the investment is adjusted for the post acquisition change in the Group's share of the investee's net assets and any impairment loss relating to the investment (see note 1(i)). Any acquisition-date excess over cost, the Group's share of the post-acquisition, post-tax results of the investees and any impairment losses for the year are recognised in the consolidated statement of profit or loss, whereas the Group's share of the post-acquisition post-tax items of the investees' other comprehensive income is recognised in the consolidated statement of comprehensive income.



1 SIGNIFICANT ACCOUNTING POLICIES (Continued)

(d) Associates and joint ventures (Continued)

When the Group's share of losses exceeds its interest in the associate or the joint venture, the Group's interest is reduced to nil and recognition of further losses is discontinued except to the extent that the Group has incurred legal or constructive obligations or made payments on behalf of the investee. For this purpose, the Group's interest is the carrying amount of the investment under the equity method together with the Group's long-term interests that in substance form part of the Group's net investment in the associate or the joint venture.

Unrealised profits and losses resulting from transactions between the Group and its associate and joint venture are eliminated to the extent of the Group's interest in the investee, except where unrealised losses provide evidence of an impairment of the asset transferred, in which case they are recognised immediately in profit or loss.

In all other cases, when the Group ceases to have significant influence over an associate or joint control over a joint venture, it is accounted for as a disposal of the entire interest in that investee, with a resulting gain or loss being recognised in profit or loss. Any interest retained in that former investee at the date when joint control is lost is recognised at fair value and this amount is regarded as the fair value on initial recognition of a financial asset.

In the Company's statement of financial position, investments in an associate and joint venture are stated at cost less impairment losses (see note 1(i)), unless classified as held for sale (or included in a disposal group that is classified as held for sale).

(e) Financial assets at fair value through profit or loss

Financial assets at fair value through profit or loss are initially stated at fair value, which is their transaction price unless it is determined that the fair value at initial recognition differs from the transaction price and that fair value is evidenced by a quoted price in an active market for an identical asset or liability or based on a valuation technique that uses only data from observable markets. Any attributable transaction costs are recognised in profit or loss as incurred. At the end of each reporting period, the fair value is remeasured, with any resultant gain or loss being recognised in profit or loss. The net gain or loss recognised in profit or loss does not include any dividends or interest earned on these investments as these are recognised in accordance with the policies set out in note 1(r).

Investments are recognised/derecognised on the date the Group commits to purchase/sell the investments or they expire.

NOTES TO THE CONSOLIDATED FINANCIAL STATEMENTS

(Expressed in Hong Kong dollars unless otherwise indicated)

1 SIGNIFICANT ACCOUNTING POLICIES (Continued)

(f) Investment properties

Investment properties are land and/or buildings which are owned or held under a leasehold interest (see note 1(h)) to earn rental income and/or for capital appreciation. These include land held for a currently undetermined future use.

Investment properties are stated at fair value. Any gain or loss arising from a change in fair value or from the retirement or disposal of an investment property is recognised in profit or loss. Rental income from investment properties is accounted for as described in note 1(r)(iv).

When the Group holds a property interest under an operating lease to earn rental income and/or for capital appreciation, the interest is classified and accounted for as an investment property on a property-by-property basis. Any such property interest which has been classified as an investment property is accounted for as if it were held under a finance lease (see note 1(h)), and the same accounting policies are applied to that interest as are applied to other investment properties leased under finance leases. Lease payments are accounted for as described in note 1(h).

Where other land and buildings are reclassified to investment properties, the cumulative increase in fair value of investment properties at the date of reclassification is included in the revaluation reserve, and will be transferred to accumulated profits upon the retirement and disposal of the relevant properties.

(g) Property, plant and equipment

The following items of property, plant and equipment are stated at cost less accumulated depreciation and impairment losses (see note 1(i)):

- land classified as being held under finance leases and buildings thereon (see note 1(h)); and
- other items of plant and equipment.

Satellite under construction includes the manufacturing costs, launch costs and any other relevant direct costs when incurred as construction in progress. When the satellite is put into service, the expenditure is transferred to communication satellites and depreciation will commence.

Gains or losses arising from the retirement or disposal of an item of property, plant and equipment are determined as the difference between the net disposal proceeds and the carrying amount of the item and are recognised in profit or loss on the date of retirement or disposal.

1 SIGNIFICANT ACCOUNTING POLICIES (Continued)

(g) Property, plant and equipment (Continued)

Depreciation is calculated to write off the cost of items of property, plant and equipment, less their estimated residual value, if any, using the straight line method over their estimated useful lives as follows:

- Buildings situated on leasehold land are depreciated over the shorter of the unexpired term of lease and their estimated useful lives, being no more than 50 years after the date of completion.
- Leasehold land classified as held under finance leases is depreciated over the unexpired term of lease.
- Leasehold improvements Over the lease term
- Furniture and equipment, motor vehicles, and computer equipment 5 years
- Data centre equipment 5 to 15 years
- Communication satellite equipment (earthbound) 5 to 15 years
- Communication satellites (in-orbit) 13.5 to 18.5 years

Where parts of an item of property, plant and equipment have different useful lives, the cost of the item is allocated on a reasonable basis between the parts and each part is depreciated separately. Both the useful life of an asset and its residual value, if any, are reviewed annually.

(h) Leased assets

An arrangement, comprising a transaction or a series of transactions, is or contains a lease if the Group determines that the arrangement conveys a right to use a specific asset or assets for an agreed period of time in return for a payment or a series of payments. Such a determination is made based on an evaluation of the substance of the arrangement and is regardless of whether the arrangement takes the legal form of a lease.

NOTES TO THE CONSOLIDATED FINANCIAL STATEMENTS

(Expressed in Hong Kong dollars unless otherwise indicated)

1 SIGNIFICANT ACCOUNTING POLICIES (Continued)

(h) Leased assets (Continued)

(i) Classification of assets leased to the Group

Assets that are held by the Group under leases which transfer to the Group substantially all the risks and rewards of ownership are classified as being held under finance leases. Leases which do not transfer substantially all the risks and rewards of ownership to the Group are classified as operating leases, with the following exceptions:

- property held under operating leases that would otherwise meet the definition of an investment property is classified as an investment property on a property-by-property basis and, if classified as investment property, is accounted for as if held under a finance lease (see note 1(f)); and
- land held for own use under an operating lease, the fair value of which cannot be measured separately from the fair value of a building situated thereon at the inception of the lease, is accounted for as being held under a finance lease, unless the building is also clearly held under an operating lease. For these purposes, the inception of the lease is the time that the lease was first entered into by the Group, or taken over from the previous lessee.

(ii) Assets acquired under finance leases

Where the Group acquires the use of assets under finance leases, the amounts representing the fair value of the leased asset, or, if lower, the present value of the minimum lease payments, of such assets are included in property, plant and equipment and the corresponding liabilities, net of finance charges, are recorded as obligations under finance leases. Depreciation is provided at rates which write off the cost of the assets in equal annual amounts, to residual values, over the term of the relevant lease or, where it is likely the Group will obtain ownership of the asset, the life of the asset, as set out in note 1(g). Impairment losses are accounted for in accordance with the accounting policy as set out in note 1(i). Finance charges implicit in the lease payments are charged to profit or loss over the period of the leases so as to produce an approximately constant periodic rate of charge on the remaining balance of the obligations for each accounting period. Contingent rentals are charged to profit or loss in the accounting period in which they are incurred.

1 SIGNIFICANT ACCOUNTING POLICIES (Continued)

(h) Leased assets (Continued)

(iii) Operating lease charges

Where the Group has the use of assets under operating leases, payments made under the leases are charged to profit or loss in equal instalments over the accounting periods covered by the lease term, except where an alternative basis is more representative of the pattern of benefits to be derived from the leased asset. Lease incentives received are recognised in profit or loss as an integral part of the aggregate net lease payments made. Contingent rentals are charged to profit or loss in the accounting period in which they are incurred.

(i) Impairment of assets

(i) Impairment of investments in equity securities and other receivables

Investments in equity securities and other current receivables that are stated at cost are reviewed at the end of each reporting period to determine whether there is objective evidence of impairment. Objective evidence of impairment includes observable data that comes to the attention of the Group about one or more of the following loss events:

- significant financial difficulty of the debtor;
- a breach of contract, such as a default or delinquency in interest or principal payments;
- it becoming probable that the debtor will enter bankruptcy or other financial reorganisation;
- significant changes in the technological, market, economic or legal environment that have an adverse effect on the debtor; and
- a significant or prolonged decline in the fair value of an investment in an equity instrument below its cost.

If any such evidence exists, any impairment loss is determined and recognised as follows:

- For investments in an associate and joint ventures accounted for under the equity method in the consolidated financial statements (see note 1(d)), the impairment loss is measured by comparing the recoverable amount of the investment with its carrying amount in accordance with note 1(i)(ii). The impairment loss is reversed if there has been a favourable change in the estimates used to determine the recoverable amount in accordance with note 1(i)(ii).

NOTES TO THE CONSOLIDATED FINANCIAL STATEMENTS

(Expressed in Hong Kong dollars unless otherwise indicated)

1 SIGNIFICANT ACCOUNTING POLICIES (Continued)

(i) Impairment of assets (Continued)

(i) Impairment of investments in equity securities and other receivables (Continued)

- For unquoted equity securities carried at cost, the impairment loss is measured as the difference between the carrying amount of the financial asset and the estimated future cash flows, discounted at the current market rate of return for a similar financial asset where the effect of discounting is material. Impairment losses for equity securities carried at cost are not reversed.
- For trade and other current receivables and other financial assets carried at amortised cost, the impairment loss is measured as the difference between the asset's carrying amount and the present value of estimated future cash flows, discounted at the financial asset's original effective interest rate (i.e. the effective interest rate computed at initial recognition of these assets), where the effect of discounting is material. This assessment is made collectively where financial assets carried at amortised cost share similar risk characteristics, such as similar past due status, and have not been individually assessed as impaired. Future cash flows for financial assets which are assessed for impairment collectively are based on historical loss experience for assets with credit risk characteristics similar to the collective group.

If in a subsequent period the amount of an impairment loss decreases and the decrease can be linked objectively to an event occurring after the impairment loss was recognised, the impairment loss is reversed through profit or loss. A reversal of an impairment loss shall not result in the asset's carrying amount exceeding that which would have been determined had no impairment loss been recognised in prior years.

Impairment losses are written off against the corresponding assets directly, except for impairment losses recognised in respect of trade debtors included within trade and other receivables, whose recovery is considered doubtful but not remote. In this case, the impairment losses for doubtful debts are recorded using an allowance account. When the Group is satisfied that recovery is remote, the amount considered irrecoverable is written off against trade debtors directly and any amounts held in the allowance account relating to that debt are reversed. Subsequent recoveries of amounts previously charged to the allowance account are reversed against the allowance account. Other changes in the allowance account and subsequent recoveries of amounts previously written off directly are recognised in profit or loss.

1 SIGNIFICANT ACCOUNTING POLICIES (Continued)

(i) Impairment of assets (Continued)

(ii) Impairment of other assets

Internal and external sources of information are reviewed at the end of each reporting period to identify indications that the following assets may be impaired or, an impairment loss previously recognised no longer exists or may have decreased:

- property, plant and equipment;
- construction in progress;
- intangible asset; and
- investments in subsidiaries, an associate and joint ventures in the Company's statement of financial position.

If any such indication exists, the asset's recoverable amount is estimated. In addition, for intangible assets that have indefinite useful lives, the recoverable amount is estimated annually whether or not there is any indication of impairment.

(i) Calculation of recoverable amount

The recoverable amount of an asset is the greater of its fair value less costs of disposal and value in use. In assessing value in use, the estimated future cash flows are discounted to their present value using a pre-tax discount rate that reflects current market assessments of the time value of money and the risks specific to the asset. Where an asset does not generate cash inflows largely independent of those from other assets, the recoverable amount is determined for the smallest group of assets that generates cash inflows independently (i.e. a cash-generating unit).

(ii) Recognition of impairment losses

An impairment loss is recognised in profit or loss if the carrying amount of an asset, or the cash-generating unit to which it belongs, exceeds its recoverable amount. Impairment losses recognised in respect of cash-generating units are allocated first to reduce the carrying amount of any goodwill allocated to the cash-generating unit (or group of units) and then, to reduce the carrying amount of the other assets in the unit (or group of units) on a pro rata basis, except that the carrying value of an asset will not be reduced below its individual fair value less costs of disposal (if measurable) or value in use (if determinable).

NOTES TO THE CONSOLIDATED FINANCIAL STATEMENTS

(Expressed in Hong Kong dollars unless otherwise indicated)

1 SIGNIFICANT ACCOUNTING POLICIES (Continued)

(i) Impairment of assets (Continued)

(ii) Impairment of other assets (Continued)

(iii) Reversals of impairment losses

In respect of assets other than goodwill, an impairment loss is reversed if there has been a favourable change in the estimates used to determine the recoverable amount.

A reversal of an impairment loss is limited to the asset's carrying amount that would have been determined had no impairment loss been recognised in prior years. Reversals of impairment losses are credited to profit or loss in the year in which the reversals are recognised.

(iii) Interim financial reporting and impairment

Under the Rules Governing the Listing of Securities on The Stock Exchange of Hong Kong Limited, the Group is required to prepare an interim financial report in compliance with IAS/HKAS 34, *Interim financial reporting*, in respect of the first six months of the financial year. At the end of the interim period, the Group applies the same impairment testing, recognition, and reversal criteria as it would at the end of the financial year (see notes 1(i)(i) and (ii)).

(j) Intangible asset

Intangible asset represents the right to operate satellite at an orbital slot with an indefinite useful life and is not amortised. The useful life of an intangible asset is indefinite and is reviewed annually to determine whether events and circumstances continue to support the indefinite useful life assessment for that asset. If they do not, the change in the useful life assessment from indefinite to finite is accounted for prospectively from the date of change and amortisation is charged to profit or loss on a straight-line basis over the asset's estimated useful life.

(k) Trade and other receivables

Trade and other receivables are initially recognised at fair value and thereafter stated at amortised cost using the effective interest method, less allowance for impairment of doubtful debts (see note 1(i)), except where the receivables are interest-free loans made to related parties without any fixed repayment terms or the effect of discounting would be immaterial. In such cases, the receivables are stated at cost less allowance for impairment of doubtful debts.

1 SIGNIFICANT ACCOUNTING POLICIES (Continued)

(l) Interest-bearing borrowings

Interest-bearing borrowings are recognised initially at fair value less attributable transaction costs. Subsequent to initial recognition, interest-bearing borrowings are stated at amortised cost with any difference between the amount initially recognised and redemption value being recognised in profit or loss over the period of the borrowings, together with any interest and fees payable, using the effective interest method.

(m) Trade and other payables

Trade and other payables are initially recognised at fair value and thereafter stated at amortised cost unless the effect of discounting would be immaterial, in which case they are stated at cost.

(n) Cash and cash equivalents

Cash and cash equivalents comprise cash at bank and on hand, demand deposits with banks and other financial institutions, and short-term, highly liquid investments that are readily convertible into known amounts of cash and which are subject to an insignificant risk of changes in value, having been within three months of maturity at acquisition. Bank overdrafts that are repayable on demand and form an integral part of the Group's cash management are also included as a component of cash and cash equivalents for the purpose of the consolidated cash flow statement.

(o) Employee benefits

(i) *Short term employee benefits and contributions to defined contribution retirement plans*

Salaries, annual bonuses, paid annual leave, contributions to defined contribution retirement plans and the cost of non-monetary benefits are accrued in the year in which the associated services are rendered by employees of the Group. Where payment or settlement is deferred and the effect would be material, these amounts are stated at their present values.

Contributions to Mandatory Provident Funds as required under the Hong Kong Mandatory Provident Fund Schemes Ordinance, are recognised as an expense in profit or loss as incurred.

NOTES TO THE CONSOLIDATED FINANCIAL STATEMENTS

(Expressed in Hong Kong dollars unless otherwise indicated)

1 SIGNIFICANT ACCOUNTING POLICIES (Continued)

(o) Employee benefits (Continued)

(i) Short term employee benefits and contributions to defined contribution retirement plans (Continued)

Certain employees of the Group participate in retirement plans managed by the respective local governments of the municipalities in the Mainland China in which the Group operates. The Group's contributions to the plan are calculated based on fixed rates of the employees' salary costs and charged to profit or loss incurred. In addition to the local governmental defined contribution retirement plans, the Group also participate in supplementary defined contribution retirement plans managed by independent insurance company whereby the Group are required to make contributions to the retirement plans at fixed rates of the relevant employees' salary costs or in accordance with the terms of the plans. The Group's contributions to these plans are charged to profit or loss when incurred. The Group has no other obligation for the payment of retirement and other post-retirement benefits of staff other than the contributions described above.

(ii) Termination benefits

Termination benefits are recognised at the earlier of when the Group can no longer withdraw the offer of those benefits and when it recognises restructuring costs involving the payment benefits of termination benefits.

(p) Income tax

Income tax for the year comprises current tax and movements in deferred tax assets and liabilities. Current tax and movements in deferred tax assets and liabilities are recognised in profit or loss except to the extent that they relate to items recognised in other comprehensive income or directly in equity, in which case the relevant amounts of tax are recognised in other comprehensive income or directly in equity, respectively.

Current tax is the expected tax payable on the taxable income for the year, using tax rates enacted or substantively enacted at the end of the reporting period, and any adjustment to tax payable in respect of previous years.

Deferred tax assets and liabilities arise from deductible and taxable temporary differences respectively, being the differences between the carrying amounts of assets and liabilities for financial reporting purposes and their tax bases. Deferred tax assets also arise from unused tax losses and unused tax credits.



1 SIGNIFICANT ACCOUNTING POLICIES (Continued)

(p) Income tax (Continued)

Apart from certain limited exceptions, all deferred tax liabilities, and all deferred tax assets to the extent that it is probable that future taxable profits will be available against which the asset can be utilised, are recognised. Future taxable profits that may support the recognition of deferred tax assets arising from deductible temporary differences include those that will arise from the reversal of existing taxable temporary differences, provided those differences relate to the same taxation authority and the same taxable entity, and are expected to reverse either in the same period as the expected reversal of the deductible temporary difference or in periods into which a tax loss arising from the deferred tax asset can be carried back or forward. The same criteria are adopted when determining whether existing taxable temporary differences support the recognition of deferred tax assets arising from unused tax losses and credits, that is, those differences are taken into account if they relate to the same taxation authority and the same taxable entity, and are expected to reverse in a period, or periods, in which the tax loss or credit can be utilised.

The limited exceptions to recognition of deferred tax assets and liabilities are those temporary differences arising from goodwill not deductible for tax purposes, the initial recognition of assets or liabilities that affect neither accounting nor taxable profit (provided they are not part of a business combination), and temporary differences relating to investments in subsidiaries to the extent that, in the case of taxable differences, the Group controls the timing of the reversal and it is probable that the differences will not reverse in the foreseeable future, or in the case of deductible differences, unless it is probable that they will reverse in the future.

The amount of deferred tax recognised is measured based on the expected manner of realisation or settlement of the carrying amount of the assets and liabilities, using tax rates enacted or substantively enacted at the end of the reporting period. Deferred tax assets and liabilities are not discounted.

The carrying amount of a deferred tax asset is reviewed at the end of each reporting period and is reduced to the extent that it is no longer probable that sufficient taxable profits will be available to allow the related tax benefit to be utilised. Any such reduction is reversed to the extent that it becomes probable that sufficient taxable profit will be available.

Current tax balances and deferred tax balances, and movements therein, are presented separately from each other and are not offset. Current tax assets are offset against current tax liabilities, and deferred tax assets against deferred tax liabilities if the Company or the Group has the legally enforceable right to set off current tax assets against current tax liabilities and the following additional conditions are met:

NOTES TO THE CONSOLIDATED FINANCIAL STATEMENTS

(Expressed in Hong Kong dollars unless otherwise indicated)

1 SIGNIFICANT ACCOUNTING POLICIES (Continued)

(p) Income tax (Continued)

- in the case of current tax assets and liabilities, the Company or the Group intends either to settle on a net basis, or to realise the asset and settle the liability simultaneously; or
- in the case of deferred tax assets and liabilities, if they relate to income taxes levied by the same taxation authority on either:
 - the same taxable entity; or
 - different taxable entities, which, in each future period in which significant amounts of deferred tax liabilities or assets are expected to be settled or recovered, intend to realise the current tax assets and settle the current tax liabilities on a net basis or realise and settle simultaneously.

(q) Provisions and contingent liabilities

Provisions are recognised for other liabilities of uncertain timing or amount when the Group or Company has a legal or constructive obligation arising as a result of a past event, it is probable that an outflow of economic benefits will be required to settle the obligation and a reliable estimate can be made. Where the time value of money is material, provisions are stated at the present value of the expenditures expected to settle the obligation.

Where it is not probable that an outflow of economic benefits will be required, or the amount cannot be estimated reliably, the obligation is disclosed as a contingent liability, unless the probability of outflow of economic benefits is remote. Possible obligations, whose existence will only be confirmed by the occurrence or non-occurrence of one or more future events are also disclosed as contingent liabilities unless the probability of outflow of economic benefits is remote.

(r) Revenue recognition

Revenue is measured at the fair value of the consideration received or receivable. Provided it is probable that the economic benefits will flow to the Group and the revenue and costs, if applicable, can be measured reliably, revenue is recognised in profit or loss as follows:

(i) Transponder utilisation income and related services

Income from provision of satellite transponder capacity and related services is recognised in profit or loss in equal instalments over the accounting periods covered by the contract term, except where an alternative basis is more representative of the pattern of benefits to be derived from the satellite transponder capacity utilised.

1 SIGNIFICANT ACCOUNTING POLICIES (Continued)

(r) Revenue recognition (Continued)

(ii) Service income

Service income in respect of provision of satellite-based broadcasting and telecommunications services and other service is recognised when services are provided.

(iii) Interest income

Interest income is recognised as it accrues using the effective interest method.

(iv) Rental income from operating leases

Rental income receivable under operating leases is recognised in profit or loss in equal instalments over the periods covered by the lease term, except where an alternative basis is more representative of the pattern of benefits to be derived from the use of the leased asset. Lease incentives granted are recognised in profit or loss as an integral part of the aggregate net lease payments receivable. Contingent rentals are recognised as income in the accounting period in which they are earned.

(v) Dividends

Dividend income from listed investments is recognised when the share price of the investment goes ex-dividend.

(s) Translation of foreign currencies

Foreign currency transactions during the year are translated at the foreign exchange rates ruling at the transaction dates. Monetary assets and liabilities denominated in foreign currencies are translated at the foreign exchange rates ruling at the end of the reporting period.

Non-monetary assets and liabilities that are measured in terms of historical cost in a foreign currency are translated using the foreign exchange rates ruling at the transaction dates. Non-monetary assets and liabilities denominated in foreign currencies that are stated at fair value are translated using the foreign exchange rates ruling at the dates the fair value was measured.

NOTES TO THE CONSOLIDATED FINANCIAL STATEMENTS

(Expressed in Hong Kong dollars unless otherwise indicated)

1 SIGNIFICANT ACCOUNTING POLICIES (Continued)

(s) Translation of foreign currencies (Continued)

The results of foreign operations are translated into Hong Kong Dollars at the exchange rates approximating the foreign exchange rates ruling at the dates of the transactions. Statement of financial position items are translated into Hong Kong Dollars at the closing foreign exchange rates at the end of the reporting period. The resulting exchange differences are recognised in other comprehensive income and accumulated separately in equity in the exchange reserve.

On disposal of a foreign operation, the cumulative amount of the exchange differences relating to that foreign operation is reclassified from equity to profit or loss when the profit or loss on disposal is recognised.

(t) Borrowing costs

Borrowing costs that are directly attributable to the acquisition, construction or production of an asset which necessarily takes a substantial period of time to get ready for its intended use or sale are capitalised as part of the cost of that asset. Other borrowing costs are expensed in profit or loss in the period in which they are incurred.

The capitalisation of borrowing costs as part of the cost of a qualifying asset commences when expenditures for the asset is being incurred, borrowing costs are being incurred and activities that are necessary to prepare the asset for its intended use or sale are in progress. Capitalisation of borrowing costs is suspended or ceases when substantially all the activities necessary to prepare the qualifying asset for its intended use or sale are interrupted or complete.

(u) Related parties

- (a) A person, or a close member of that person's family, is related to the Group if that person:
- (i) has control or joint control over the Group;
 - (ii) has significant influence over the Group; or
 - (iii) is a member of the key management personnel of the Group or the Group's parent.



1 SIGNIFICANT ACCOUNTING POLICIES (Continued)

(u) Related parties (Continued)

- (b) An entity is related to the Group if any of the following conditions applies:
- (i) The entity and the Group are members of the same group (which means that each parent, subsidiary and fellow subsidiary is related to the others).
 - (ii) One entity is an associate or joint venture of the other entity (or an associate or joint venture of a member of a group of which the other entity is a member).
 - (iii) Both entities are joint ventures of the same third party.
 - (iv) One entity is a joint venture of a third entity and the other entity is an associate of the third entity.
 - (v) The entity is a post-employment benefit plan for the benefit of employees of either the Group or an entity related to the Group.
 - (vi) The entity is controlled or jointly controlled by a person identified in (a).
 - (vii) A person identified in (a)(i) has significant influence over the entity or is a member of the key management personnel of the entity (or of a parent of the entity).
 - (viii) The entity, or any member of a Group of which it is a part, provides key management personnel services to the Group or to the Group's parents.

Close members of the family of a person are those family members who may be expected to influence, or be influenced by, that person in their dealings with the entity.

NOTES TO THE CONSOLIDATED FINANCIAL STATEMENTS

(Expressed in Hong Kong dollars unless otherwise indicated)

1 SIGNIFICANT ACCOUNTING POLICIES (Continued)

(v) Segment reporting

Operating segments, and the amounts of each segment item reported in the financial statements, are identified from the financial information provided regularly to the Group's most senior executive management for the purposes of allocating resources to, and assessing the performance of, the Group's various lines of business and geographical locations.

Individually material operating segments are not aggregated for financial reporting purposes unless the segments have similar economic characteristics and are similar in respect of the nature of products and services, the nature of production processes, the type or class of customers, the methods used to distribute the products or provide the services, and the nature of the regulatory environment. Operating segments which are not individually material may be aggregated if they share a majority of these criteria.

2 CHANGES IN ACCOUNTING POLICIES

The IASB has issued several amendments to IFRSs that are first effective for the current accounting period of the Group. None of these impact on the accounting policies of the Group. However, additional disclosure has been included in note 22(c) to satisfy the new disclosure requirements introduced by the amendments to IAS 7, *Statement of cash flows: Disclosure initiative*, which require entities to provide disclosures that enable users of financial statements to evaluate changes in liabilities arising from financing activities, including both changes arising from cash flows and non-cash changes.

The equivalent new and revised HKFRSs, consequently issued by the HKICPA as a result of these developments, have the same effective date as those issued by the IASB and are in all material respects identical to the pronouncements issued by the IASB.



3 REVENUE

The principal activities of the Group are the maintenance, operation, and provision of satellite transponder capacity and related services and satellite-based broadcasting and telecommunications services and other services.

Revenue represents income received and receivable from the provision of satellite transponder capacity and related services, satellite-based broadcasting and telecommunications services and other services. The amount of each category of revenue during the year is as follows:

	2017 \$'000	2016 \$'000
Income from provision of satellite transponder capacity and related services	1,172,439	1,190,819
Income from provision of satellite-based broadcasting and telecommunications services	25,711	20,258
Service income	9,290	18,856
	1,207,440	1,229,933

4 PROFIT BEFORE TAXATION

Profit before taxation is arrived at after charging/(crediting):

	2017 \$'000	2016 \$'000
(a) Other net income		
Interest income on bank deposits	11,651	11,844
Other interest income	492	1,940
Foreign currencies exchange gain/(loss)	3,427	(5,177)
Rental income in respect of properties less direct outgoing expenses of \$56,000 (2016: \$50,000)	1,325	1,153
Other service income	1,189	3,993
Other income	596	450
	18,680	14,203

NOTES TO THE CONSOLIDATED FINANCIAL STATEMENTS

(Expressed in Hong Kong dollars unless otherwise indicated)

4 PROFIT BEFORE TAXATION (Continued)

Profit before taxation is arrived at after charging/(crediting): (continued)

	2017 \$'000	2016 \$'000
(b) Finance costs		
Interest on bank borrowings	15,284	9,993
Other borrowing costs	930	4,300
	16,214	14,293
Less: borrowing costs capitalised into prepaid expenses and construction in progress*	(16,214)	(5,010)
	–	9,283

* The borrowing costs have been capitalised at a rate of 1.75% – 2.88% per annum (2016: 1.53% – 1.97% per annum)

	2017 \$'000	2016 \$'000
(c) Staff costs (including directors' emoluments)		
Retirement scheme contributions	3,082	3,214
Salaries, wages and other benefits	72,620	74,492
	75,702	77,706

	2017 \$'000	2016 \$'000
(d) Other items		
Auditors' remuneration		
– audit and related services	1,134	1,135
– tax services	134	134
– other services	14	14
Depreciation	399,783	400,110
Loss on disposal of property, plant and equipment	817	69
Operating lease charges: minimum lease payments		
– land and buildings and equipment	591	633
– satellite transponder capacity	28,548	39,587
Impairment loss on trade and other receivables recognised/(reversed)	6,416	(1,853)

5 INCOME TAX IN THE CONSOLIDATED STATEMENT OF PROFIT OR LOSS

(a) Taxation in the consolidated statement of profit or loss represents:

	2017 \$'000	2016 \$'000
Current tax – Hong Kong Profits Tax		
Provision for the year	26,834	17,826
Over-provision in respect of prior year	(17,826)	–
	9,008	17,826
Current tax – Outside Hong Kong		
Provision for the year	19,083	18,507
Over-provision in respect of prior years	(272)	(2,496)
	18,811	16,011
Deferred taxation – Hong Kong	89,416	79,858
Actual tax expense	117,235	113,695

Taxation is charged at the applicable current rates of taxation ruling in the relevant jurisdictions.

The provision for Hong Kong Profits Tax for 2017 is calculated at 16.5% (2016: 16.5%) of the estimated assessable profits for the year.

Taxation outside Hong Kong includes profits tax and withholding tax paid or payable in respect of the Group's income from the provision of satellite transponder capacity to customers who are located outside Hong Kong.

NOTES TO THE CONSOLIDATED FINANCIAL STATEMENTS

(Expressed in Hong Kong dollars unless otherwise indicated)

5 INCOME TAX IN THE CONSOLIDATED STATEMENT OF PROFIT OR LOSS (Continued)

(a) **Taxation in the consolidated statement of profit or loss represents: (Continued)**

Deferred taxation in respect of Hong Kong Profits Tax was calculated at 16.5% (2016: 16.5%) of the estimated temporary differences for the year.

(b) **Reconciliation between tax expense and accounting profit at applicable tax rates:**

	2017 \$'000	2016 \$'000
Profit before taxation	621,792	607,303
Notional tax on profit before taxation, calculated at the rates applicable to assessable profits in the jurisdictions concerned	102,160	100,207
Over-provision in respect of prior years	(18,098)	(2,496)
Withholding taxes outside Hong Kong	19,016	18,320
Tax effect of non-deductible expenses	3,938	2,454
Tax effect of non-taxable income	(6,228)	(4,895)
Tax effect of unused tax losses not recognised	630	800
Tax effect of unrecognised temporary differences now recognised	15,817	(695)
Actual tax expense	117,235	113,695

(c) There is no tax effect relating to the components of the other comprehensive income for the year (2016: Nil).



6 DIRECTORS' EMOLUMENTS

Directors' emoluments disclosed pursuant to section 383(1) of Hong Kong Companies Ordinance and Part 2 of the Companies (Disclosure of Information about Benefits of Directors) Regulation are as follows:

	Directors' fees \$'000	Salaries and other benefits \$'000	Performance related bonuses \$'000	Retirement scheme contributions \$'000	2017 Total \$'000
Executive directors					
Cheng Guangren (note (f))	50	2,643	2,203	432	5,328
Qi Liang (note (g))	50	1,894	1,662	313	3,919
Non-executive directors					
Yuan Jie (note (a))	-	-	-	-	-
Lim Toon	100	-	-	-	100
Lim Kian Soon	100	-	-	-	100
Yin Yen-liang	100	-	-	-	100
Zhuo Chao (note (b))	-	-	-	-	-
Li Zhongbao (note(c))	-	-	-	-	-
Fu Zhiheng (note (d))	-	-	-	-	-
Tseng Ta-mon (note (e))	-	-	-	-	-
Independent non-executive directors					
Lui King Man	200	-	-	-	200
Lam Sek Kong	200	-	-	-	200
Cui Ligu	200	-	-	-	200
Meng Xingguo	200	-	-	-	200
	1,200	4,537	3,865	745	10,347

NOTES TO THE CONSOLIDATED FINANCIAL STATEMENTS

(Expressed in Hong Kong dollars unless otherwise indicated)

6 DIRECTORS' EMOLUMENTS (Continued)

	Directors' fees	Salaries and other benefits	Performance related bonuses	Retirement scheme contributions	2016 Total
	\$'000	\$'000	\$'000	\$'000	\$'000
Executive directors					
Cheng Guangren (note (f))	50	2,643	2,737	432	5,862
Qi Liang (note (g))	50	1,888	1,521	313	3,772
Non-executive directors					
Yuan Jie (note (a))	–	–	–	–	–
Lim Toon	100	–	–	–	100
Lim Kian Soon	100	–	–	–	100
Yin Yen-liang	100	–	–	–	100
Zhuo Chao	100	–	–	–	100
Fu Zhiheng (note (d))	–	–	–	–	–
Tseng Ta-mon (note (e))	–	–	–	–	–
Independent non-executive directors					
Lui King Man	200	–	–	–	200
Lam Sek Kong	200	–	–	–	200
Cui Ligu	200	–	–	–	200
Meng Xingguo	200	–	–	–	200
	1,300	4,531	4,258	745	10,834

Notes:

- (a) Mr Yuan Jie, a non-executive director, has waived his director's fees for 2016 and 2017.
- (b) Mr Zhuo Chao, a non-executive director, has waived his director's fees for 2017.
- (c) Mr Li Zhongbao, a non-executive director, has waived his director's fees for 2017.
- (d) Mr Fu Zhiheng, a non-executive director, has waived his director's fees for 2016 and 2017.
- (e) Mr Tseng Ta-mon is an alternate director. Alternate directors are not entitled to receive any director's fees.

6 DIRECTORS' EMOLUMENTS (Continued)

Notes: (Continued)

- (f) The performance related bonuses paid to Mr. Cheng Guangren, an executive director, included the bonuses for the year with the amount of \$1,000,000 (2016: \$987,000) and bonuses paid for previous assessed service years with the amount of \$1,203,000 (2016: \$1,750,000).
- (g) The performance related bonuses paid to Mr. Qi Liang, an executive director, included the bonuses for the year with the amount of \$725,000 (2016: \$716,000) and bonuses paid for previous assessed service years with the amount of \$937,000 (2016: \$805,000).
- (h) In addition to the amounts disclosed above, the executive directors and key management are entitled to performance related bonuses of \$5,757,600 (2016: Nil). The allocation of the said bonuses to the executive directors and key management has yet to be determined.

7 EMOLUMENTS OF DIRECTORS AND FIVE HIGHEST PAID INDIVIDUALS

Of the five highest paid individuals of the Group, there are two directors (2016: two) whose emolument is disclosed in note 6. The aggregate of emoluments in respect of the other three (2016: three) individuals are as follows:

	2017 \$'000	2016 \$'000
Salaries and other emoluments	5,409	8,388
Performance related bonuses	3,184	5,578
Retirement scheme benefits contributions	495	510
	9,088	14,476

103

NOTES TO THE CONSOLIDATED FINANCIAL STATEMENTS

(Expressed in Hong Kong dollars unless otherwise indicated)

7 EMOLUMENTS OF DIRECTORS AND FIVE HIGHEST PAID INDIVIDUALS (Continued)

The emoluments of the three (2016: three) individuals with the highest emoluments are within the following bands:

	Number of individuals	
	2017	2016
\$1,000,001 to \$1,500,000	–	–
\$1,500,001 to \$2,000,000	–	–
\$2,000,001 to \$2,500,000	–	–
\$2,500,001 to \$3,000,000	1	–
\$3,000,001 to \$3,500,000	2	–
\$3,500,001 to \$4,000,000	–	1
\$4,000,001 to \$4,500,000	–	1
\$4,500,001 to \$5,000,000	–	–
\$5,000,001 to \$5,500,000	–	–
\$5,500,001 to \$6,000,000	–	–
\$6,000,001 to \$6,500,000	–	–
\$6,500,001 to \$7,000,000	–	1
	3	3

8 DIVIDENDS

(i) Dividends payable to equity shareholders of the Company attributable to the year

	2017	2016
	\$'000	\$'000
Interim dividend declared and paid of 3.50 cents (2016: 3.50 cents) per ordinary share	32,578	32,645
Final dividend proposed after the end of the reporting period of 10.50 cents (2016: 5.00 cents) per ordinary share	97,735	46,540
	130,313	79,185

As the final dividend is proposed after the end of the reporting period, such dividend has not been recognised as a liability at the end of the reporting period.

8 DIVIDENDS (Continued)

- (ii) Dividends payable to equity shareholders of the Company attributable to the previous financial year, approved and paid during the year

	2017 \$'000	2016 \$'000
Final dividend in respect of the previous financial year, approved and paid during the year, of 5.00 cents (2016: 5.00 cents) per ordinary share	46,540	46,636

9 EARNINGS PER SHARE

- (a) **Basic earnings per share**

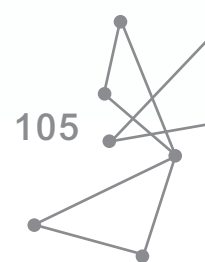
The calculation of basic earnings per share is based on the profit attributable to equity shareholders of the Company of \$504,557,000 (2016: \$493,608,000) and the weighted average of 930,831,000 ordinary shares (2016: 932,701,000 ordinary shares) in issue during the year, calculated as follows:

- (i) *Weighted average number of ordinary shares*

	2017 '000	2016 '000
Issued ordinary shares at 1 January	931,009	932,711
Effect of shares repurchased (note 28(c))	(178)	(10)
Weighted average number of ordinary shares at 31 December	930,831	932,701

- (b) **Diluted earnings per share**

Diluted earnings per share is the same as the basic earnings per share as there were no dilutive potential ordinary shares in existence during the years ended 31 December 2017 and 2016.



NOTES TO THE CONSOLIDATED FINANCIAL STATEMENTS

(Expressed in Hong Kong dollars unless otherwise indicated)

10 SEGMENTAL REPORTING

Operating segments

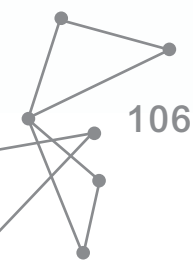
The Group identifies operating segments and prepares segment information based on regular internal financial information reported to the executive directors for their decisions about resources allocation with respect to the Group's business components and for their review of the performance of those components. The business components in the internal financial information reported to the executive directors are determined following the Group's major operations. Since over 90% of the Group's revenue, operating results and assets during the years ended 31 December 2017 and 2016 were derived from the provision of satellite transponder capacity and related services, no operating segment analysis is presented.

Whilst the Group's customer base is diversified, it includes two customers with whom transactions have each exceeded 10% of the Group's revenue. For the year ended 31 December 2017, revenue of approximately \$266,728,000 (2016: \$265,163,000) were derived from these customers and attributable to the provision of satellite transponder capacity and related services.

Geographical segments

The Group's operating assets consist primarily of its satellites which are put into services for transmission to multiple locations, and are not based within a specific geographical location. Accordingly, no segment analysis of the carrying amount of segment assets by location of assets is presented.

The Group is domiciled in Hong Kong. Given the wide-area broadcasting nature of the Group's satellite operation, the satellite coverage information at individual country level may not always be readily available and the cost of obtaining such information could be excessive. Accordingly, the geographical revenue information is presented at regional level. The revenue derived from customers in (a) Hong Kong, (b) Greater China (which includes Mainland China, Taiwan and Macau but excludes Hong Kong), (c) Southeast Asia and (d) other regions for the year ended 31 December 2017 were \$121,873,000, \$312,253,000, \$578,286,000 and \$195,028,000 respectively (2016: \$137,456,000, \$310,034,000, \$557,898,000 and \$224,545,000 respectively).



11 PROPERTY, PLANT AND EQUIPMENT

(a) Reconciliation of carrying amount

	Land and buildings \$'000	Leasehold improvements \$'000	Furniture and equipment, motor vehicles, and computer equipment \$'000	Communication satellite equipment \$'000	Communication satellites \$'000	Data centre equipment \$'000	Construction in progress \$'000	Total \$'000
Cost:								
At 1 January 2016	117,107	21,180	52,994	97,611	6,401,441	18,364	44,906	6,753,603
Additions	-	1,227	1,021	7,445	-	50	501,500	511,243
Disposals	-	(516)	(672)	-	-	-	-	(1,188)
Exchange adjustments	-	(128)	(76)	-	-	-	-	(204)
At 31 December 2016	117,107	21,763	53,267	105,056	6,401,441	18,414	546,406	7,263,454
At 1 January 2017	117,107	21,763	53,267	105,056	6,401,441	18,414	546,406	7,263,454
Additions	-	3,405	3,066	11,702	-	-	448,105	466,278
Disposals	-	(4,572)	(5,851)	(5,622)	-	-	-	(16,045)
Exchange adjustments	-	122	63	-	-	-	-	185
At 31 December 2017	117,107	20,718	50,545	111,136	6,401,441	18,414	994,511	7,713,872
Accumulated depreciation and impairment:								
At 1 January 2016	42,680	11,914	47,921	69,074	2,279,750	18,070	-	2,469,409
Charge for the year	2,392	1,446	2,108	10,105	384,008	51	-	400,110
Written back on disposal	-	(515)	(604)	-	-	-	-	(1,119)
Exchange adjustments	-	(120)	(63)	-	-	-	-	(183)
At 31 December 2016	45,072	12,725	49,362	79,179	2,663,758	18,121	-	2,868,217
At 1 January 2017	45,072	12,725	49,362	79,179	2,663,758	18,121	-	2,868,217
Charge for the year	2,393	1,408	1,987	9,936	384,008	51	-	399,783
Written back on disposal	-	(3,988)	(5,825)	(5,267)	-	-	-	(15,080)
Exchange adjustments	-	118	46	-	-	-	-	164
At 31 December 2017	47,465	10,263	45,570	83,848	3,047,766	18,172	-	3,253,084
Net book value:								
At 31 December 2017	69,642	10,455	4,975	27,288	3,353,675	242	994,511	4,460,788
At 31 December 2016	72,035	9,038	3,905	25,877	3,737,683	293	546,406	4,395,237

NOTES TO THE CONSOLIDATED FINANCIAL STATEMENTS

(Expressed in Hong Kong dollars unless otherwise indicated)

11 PROPERTY, PLANT AND EQUIPMENT (Continued)

- (b) The analysis of net book value of land and buildings carried at cost held by the Group is as follows:

	Land and buildings	
	2017	2016
	\$'000	\$'000
Medium-term leases in Hong Kong	69,642	72,035

- (c) Assets under finance leases

As at 31 December 2017, the net book value of communication satellites held under finance leases in connection with APSTAR-5 amounted to \$52,759,000 (2016: \$116,623,000).

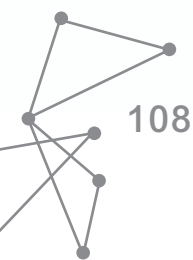
- (d) Additions of construction in progress

Additions of construction in progress for the year ended 31 December 2017 primarily related to the progress payments in respect of communication satellites, APSTAR-6C, of \$437,620,000 (2016: \$466,483,000). As announced by the Company on 18 October 2015, APT HK, a wholly-owned subsidiary of the Company, entered into a satellite procurement contract on 17 October 2015 with a fellow subsidiary of the Company for manufacturing of APSTAR-6C. APSTAR-6C is the replacement satellite for APSTAR-6 and is scheduled to be launched in the second quarter of 2018 for in-orbit delivery.

12 INVESTMENT PROPERTIES

The investment properties were revalued at 31 December 2017 at \$11,900,000 (2016: \$10,686,000) on an open market value basis by reference to net rental income allowing for reversionary income potential by Savills Valuation and Professional Services Limited, an independent professional property appraiser who have among their staff Fellows of the Hong Kong Institute of Surveyors with recent experience in the location and category of the properties being valued. A valuation gain of \$1,214,000 (2016: loss of \$531,000) has been recognised in the profit or loss during the year.

The investment properties, which are situated in Mainland China under medium term leases, are rented out under operating leases and the rental income earned from the investment properties during the year was \$806,000 (2016: \$781,000).



13 INTANGIBLE ASSET

The carrying amount of an acquired intangible asset not subject to amortisation is as follows:

	2017 \$'000	2016 \$'000
Orbital slot	133,585	133,585

During 2009, the Group obtained the right to operate a satellite at an orbital slot. Such intangible asset is considered to have an indefinite life.

No impairment of the intangible asset was recorded as at 31 December 2017 and 2016.

The recoverable amount of the intangible asset is estimated based on value-in-use calculation. These calculations use cash flow projections based on budget and business plan approved by management for the year ending 31 December 2018. Cash flows beyond 2017 are derived based on revenue from committed service agreements for the provision of satellite transponder capacity and projected at a growth rate generally expected for the industry and achievable by the Group. The discount rate used for cash flow projection is 10.27% (2016: 10.72%).

14 INTEREST IN JOINT VENTURE

	2017 \$'000	2016 \$'000
Unlisted shares, at cost	490	490

During 2013, the Group established with a third party and contributed a sum of \$490,000 to a joint venture called Beijing Tong Ren Tang Mass Media (Hong Kong) Co. Limited, in exchange for 49% equity interest in the joint venture. The joint venture is yet to have any significant operation during the year.

NOTES TO THE CONSOLIDATED FINANCIAL STATEMENTS

(Expressed in Hong Kong dollars unless otherwise indicated)

15 INTEREST IN AN ASSOCIATE

On 23 July 2016, the Group entered into an Investors' Agreement for the establishment of APT Mobile SatCom Limited ("APT Mobile") in Shenzhen, Guangdong Province of the PRC. The total registered capital of APT Mobile is RMB2,000 million, of which the Group has committed to contribute RMB600 million, representing 30% of the equity interest in APT Mobile. Details of which can be referred to in the announcements on 23 July 2016 and 14 August 2016 in relation to the establishment of APT Mobile.

The principal activities of APT Mobile are the construction and development of global high-throughput satellite communication system. As at 31 December 2017, APT Mobile was engaged in a project for the manufacturing, delivery and launching of the APSTAR-6D Satellite and the capital contribution made by the Group amounted to RMB300 million (equivalent to \$345 million) (2016: RMB150 million (equivalent to \$175 million)). The above associate is accounted for using the equity method in the consolidated financial statements.

Summarised financial information of APT Mobile, adjusted for any differences in accounting policies, and reconciled to the carrying amounts in the consolidated financial statements, are disclosed below:

	2017 \$'000	2016 \$'000
Gross amounts of the associate's		
Current assets	185,085	514,323
Non-current assets	1,154,984	372
Current liabilities	(138,900)	(995)
Equity	1,201,169	513,700
Revenue	8,214	–
Profit from continuing operations	317	78
Other comprehensive income	–	–
Total comprehensive income	317	78
Reconciled to the Group's interest in an associate		
Gross amount of net assets of the associate	1,201,169	513,700
Capital not yet received by the associate from an investor	–	44,663
	1,201,169	558,363
Group's effective interest	30%	30%
Group's share of net assets of the associate and carrying amount in the consolidated financial statements	360,351	167,509

16 FINANCIAL ASSETS AT FAIR VALUE THROUGH PROFIT OR LOSS

As at 31 December 2017, the investment in the listed shares of CNC Holdings Limited was remeasured at a fair value of \$7,366,000 (2016: \$23,939,000), based on the market price at the end of the reporting period, with fair value loss of \$16,573,000 (2016: \$15,723,000) recognised in profit or loss.

17 INVESTMENTS IN SUBSIDIARIES

The following list contains the particulars of subsidiaries which principally affected the results, assets or liabilities of the Group. The class of shares held is ordinary unless otherwise stated.

Name of company	Place of incorporation/ establishment/ operation*	Particulars of issued and paid up capital	Proportion of ownership interest			Principal activities
			Group's effective interest	held by the Company	held by subsidiary	
APT Satellite Company Limited ("APT HK")	Hong Kong	Ordinary Class "A" \$100; Non-voting Deferred Class "B" \$542,500,000	100%	100%	-	Provision of satellite transponder capacity
APT Satellite Global Company Limited	Cayman Islands	US\$2	100%	-	100%	Investment holding
APT Satellite TV Development Limited	Hong Kong	\$2	100%	100%	-	Provision of satellite television programme services
APT Datamatrix Limited	Hong Kong	\$2	100%	-	100%	Provision of data centre services
APT Telecom Services Limited	Hong Kong	\$2	100%	-	100%	Provision of telecommunication services
Ying Fai Realty (China) Limited	Hong Kong/ PRC	\$20	100%	-	100%	Property holding
亞太衛星通信(深圳)有限公司	Wholly-owned foreign enterprises, PRC	Registered capital \$363,000,000	100%	-	100%	Provision of satellite transponder capacity
Middle East Ventures Limited	British Virgin Islands	US\$1	100%	100%	-	Investment holding
Middle East Satellite FZE	Ras Al Khaimah Free Trade Zone, United Arab Emirates	AED300,000	100%	-	100%	Management and project management consultancy

* The place of operation is the place of incorporation/establishment unless otherwise stated.

NOTES TO THE CONSOLIDATED FINANCIAL STATEMENTS

(Expressed in Hong Kong dollars unless otherwise indicated)

18 PREPAID EXPENSES

Prepaid expenses primarily represent the advance payment of transponder lease contract and licence fee for the right to use certain designated transmission frequencies. Part of the prepaid expenses which fall due within one year are included as part of deposits, prepayments and other receivables under current assets.

	2017 \$'000	2016 \$'000
Non-current prepaid expenses balance at 1 January	768,897	247,941
Movements during the year:		
– additions	271,585	534,356
– reclassified to current portion (included in deposits, prepayments and other receivables under current assets)	(9,663)	(13,400)
Non-current prepaid expenses at 31 December	1,030,819	768,897

On 23 December 2015, APT HK entered into a satellite transponder agreement with a third party for the lifetime leasing of 36.204 transponders on APSTAR-5C at a lease price of US\$118,826,696 (equivalent to \$926,848,000). APSTAR-5C, which is currently under construction, is the replacement satellite for APSTAR-5. During the year, additional prepaid expense of US\$34,819,000 (equivalent to \$271,588,000) (2016: US\$63,069,000 (equivalent to \$491,939,000)) was made in respect of APSTAR-5C. Total APSTAR-5C prepaid expense amounted to US\$109,174,000 (equivalent to \$851,557,000) as at 31 December 2017 (2016: US\$74,355,000 (equivalent to \$579,969,000)).

19 LOAN RECEIVABLES

On 11 September 2017, APT HK entered into a loan agreement in respect of the provision of an unsecured loan in the principal amount up to \$345,462,000 to a subsidiary of APT Mobile. The loan is interest-bearing at 4.75% per annum (benchmarked to the interest rate of 1-year to 5-year loan as announced by the People's Bank of China on the loan agreement date). The loan is repayable in cash or by way of set-off against the equivalent amount of the capital contribution payable by the Group to APT Mobile.

As at 31 December 2017, principal amount of \$120,000,000 has been drawn by the subsidiary of APT Mobile.

20 TRADE RECEIVABLES, NET

	2017 \$'000	2016 \$'000
Due from third parties	132,222	92,953
Due from fellow subsidiaries	68,685	33,861
Due from holding company of a shareholder of the Company	2,925	356
	203,832	127,170

The trade receivables are expected to be recovered within one year.

(a) Ageing analysis

The Group normally allows a credit period of 30 days from the date of revenue recognition to its trade customers. The following is an ageing analysis of trade receivables (net of allowance for doubtful debts), based on the date of revenue recognition, at the end of the reporting period:

	2017 \$'000	2016 \$'000
Within 30 days	57,707	38,716
31 – 60 days	31,280	19,070
61 – 90 days	23,366	11,557
91 – 120 days	30,474	8,661
Over 120 days	61,005	49,166
	203,832	127,170

The Group's credit policy is set out in note 30(a).

NOTES TO THE CONSOLIDATED FINANCIAL STATEMENTS

(Expressed in Hong Kong dollars unless otherwise indicated)

20 TRADE RECEIVABLES, NET (Continued)

(b) Impairment of trade receivables

Impairment losses in respect of trade receivables are recorded using an allowance account unless the Group is satisfied that recovery of the amount is remote, in which case the impairment loss is written off against trade receivables directly (see note 1(i)).

The movement in the allowance for doubtful debts during the year, including both specific and collective loss components, is as follows:

	2017 \$'000	2016 \$'000
At 1 January	26,117	27,970
Impairment loss recognised/(reversed)	6,416	(1,853)
Uncollectible amounts written off	(1,054)	–
At 31 December	31,479	26,117

At 31 December 2017, the Group's trade receivables of \$31,479,000 (2016: \$26,117,000) were individually determined to be impaired. The individually impaired receivables related to customers that were in financial difficulties and management assessed that only a portion of the receivables is expected to be recovered. Specific allowances for doubtful debts of \$6,416,000 were recognised (2016: \$1,853,000 were reversed) in the profit or loss during the year ended 31 December 2017.

(c) Trade receivables that are not impaired

The ageing analysis of trade receivables that are neither individually nor collectively considered to be impaired are as follows:

	2017 \$'000	2016 \$'000
Neither past due nor impaired	62,335	44,517
Less than 1 month past due	56,388	29,137
1 to 3 months past due	38,522	22,330
More than 3 months past due	46,587	31,186
At 31 December	203,832	127,170



20 TRADE RECEIVABLES, NET (Continued)

(c) Trade receivables that are not impaired (Continued)

Receivables that were neither past due nor impaired relate to a wide range of customers for whom there was no recent history of default.

Receivables that were past due but not impaired relate to a number of customers that have a good track record with the Group. Based on past experience, management believes that no impairment allowance is necessary in respect of these balances as there has not been a significant change in credit quality and the balances are still considered fully recoverable.

21 PLEDGES OF ASSETS

At 31 December 2017, there were no pledged bank deposits relating to commercial arrangements (2016: \$39,000).

At 31 December 2017, a letter of guarantee issued by a bank to a subsidiary of the Company was secured by the Group's land and buildings with a net book value of approximately \$3,375,000 (2016: \$3,491,000).

22 CASH AND CASH EQUIVALENTS AND OTHER CASH FLOW INFORMATION

(a) Cash and cash equivalents comprise:

	2017 \$'000	2016 \$'000
Deposits with banks and other financial institutions with maturity less than 3 months	320,329	156,000
Cash at bank and on hand	210,924	97,553
Cash and cash equivalents in the consolidated statement of financial position and consolidated cash flow statement	531,253	253,553

NOTES TO THE CONSOLIDATED FINANCIAL STATEMENTS

(Expressed in Hong Kong dollars unless otherwise indicated)

22 CASH AND CASH EQUIVALENTS AND OTHER CASH FLOW INFORMATION (Continued)

(b) Reconciliation of profit before taxation to cash generated from operations:

	2017 \$'000	2016 \$'000
Profit before taxation	621,792	607,303
Adjustment for:		
– Depreciation	399,783	400,110
– Loss on disposal of property, plant and equipment	817	69
– Valuation (gain)/loss on investment properties	(1,214)	531
– Fair value changes on financial instrument designated at fair value through profit or loss	16,573	15,723
– Interest income	(12,142)	(13,784)
– Finance costs	–	9,283
– Impairment loss for trade and other receivables recognised/(reversed)	6,416	(1,853)
– Share of profit of an associate	(95)	(24)
Operating profit before changes in working capital:	1,031,930	1,017,358
– Increase in trade receivables, net	(83,077)	(28,996)
– Increase in prepaid expenses	(254,490)	(520,956)
– Decrease in deposits, prepayments and other receivables	3,351	17,329
– Decrease in payables and accrued charges	(23,035)	(23,260)
– Increase/(decrease) in rentals received in advance	3,941	(1,898)
– Decrease in deferred income	(2,055)	(15,047)
– Decrease in deposits received	(3,416)	(727)
Cash generated from operations	673,149	443,803

116

22 CASH AND CASH EQUIVALENTS AND OTHER CASH FLOW INFORMATION (Continued)

(c) Reconciliation of liabilities arising from financing activities

The table below details changes in the Group's liabilities from financing activities, including both cash and non-cash changes. Liabilities arising from financing activities are liabilities for which cash flows were, or future cash flows will be, classified in the Group's consolidated cash flow statement as cash flows from financing activities.

	Bank loans and other borrowings \$'000
At 1 January 2017	582,241
Changes from financing cash flows:	
Interest paid	(15,284)
Proceeds from bank borrowings	407,940
Repayment of bank borrowings	(78,000)
Total changes from financing cash flows	314,656
Other changes:	
Capitalised borrowing costs (note 4(b))	16,214
Loan arrangement fee reclassified as prepayment	352
Total other changes	16,566
At 31 December 2017	913,463

Note: Bank loans and other borrowings consist of bank loans as disclosed in note 24.

23 PAYABLES AND ACCRUED CHARGES

The ageing analysis of accounts payables and accrued charges as of the end of the reporting period, based on due date, is as follows:

	2017 \$'000	2016 \$'000
Accounts payables due within 3 months	25,033	46,546
Accrued expenses	58,309	58,878
At 31 December	83,342	105,424

NOTES TO THE CONSOLIDATED FINANCIAL STATEMENTS

(Expressed in Hong Kong dollars unless otherwise indicated)

24 SECURED BANK BORROWINGS

	2017 \$'000	2016 \$'000
Bank loans	913,463	582,241
Less: amount due within one year included under current liabilities	(111,572)	(78,000)
	801,891	504,241

Secured bank borrowings (net of unamortised finance cost) are repayable as follows:

	2017 \$'000	2016 \$'000
Within one year or on demand	111,572	78,000
After one year but within five years	801,891	504,241
	913,463	582,241

25 DEPOSITS RECEIVED

The amount represents deposits received in respect of the provision of satellite transponder capacity services, satellite-based broadcasting and telecommunications services and other related services.

26 DEFERRED INCOME

Deferred income represents unrecognised revenue in respect of payments received in advance for the provision of transponder utilisation services and related services in future periods. Deferred income is recognised in profit or loss according to the revenue recognition policy for transponder utilisation income and related services as set out in note 1(r)(i).



27 INCOME TAX IN THE CONSOLIDATED STATEMENT OF FINANCIAL POSITION

(a) Current taxation in the consolidated statement of financial position represents:

	2017 \$'000	2016 \$'000
Provision for Hong Kong Profits Tax for the year	26,834	17,826
Taxation outside Hong Kong payable	6,235	6,370
Balance of provision for taxation outside Hong Kong relating to prior years	42,835	37,424
	75,904	61,620

(b) Deferred tax liabilities/(assets) recognised

The components of deferred tax liabilities/(assets) recognised in the consolidated statement of financial position and the movements during the year are as follows:

Deferred tax arising from:	Depreciation allowances in excess of related depreciation \$'000	Losses \$'000	Other temporary differences \$'000	Total \$'000
At 1 January 2016	583,628	(65,263)	(1,602)	516,763
Charged to profit or loss	14,885	64,584	389	79,858
At 31 December 2016	598,513	(679)	(1,213)	596,621
At 1 January 2017	598,513	(679)	(1,213)	596,621
Charged to profit or loss	89,143	358	(85)	89,416
At 31 December 2017	687,656	(321)	(1,298)	686,037

NOTES TO THE CONSOLIDATED FINANCIAL STATEMENTS

(Expressed in Hong Kong dollars unless otherwise indicated)

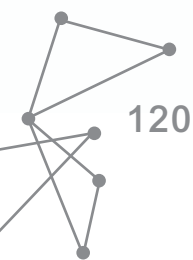
27 INCOME TAX IN THE CONSOLIDATED STATEMENT OF FINANCIAL POSITION (Continued)

(b) Deferred tax liabilities/(assets) recognised (Continued)

	2017 \$'000	2016 \$'000
Represented by:		
Deferred tax assets	(259)	(325)
Deferred tax liabilities	686,296	596,946
	686,037	596,621

(c) Deferred tax assets not recognised

The Group has not recognised deferred tax assets in respect of tax losses of \$90,258,000 (2016: \$89,588,000) and other deductible temporary differences of \$6,132,000 (2016: \$6,664,000) as the utilisation of these temporary differences is considered to be less than probable. The tax losses do not expire under current tax legislation.



28 SHARE CAPITAL

(a) Movements in components of equity

At 31 December 2017, the Company's reserves available for distribution amounted to \$615,440,000 (2016: \$695,613,000) as computed in accordance with the Companies Act 1981 of Bermuda (as amended).

Details of the changes in the Company's individual components of equity between the beginning and the end of the reporting period are set out below:

	Share capital \$'000	Share premium \$'000	The Company Contributed surplus \$'000	Accumulated profits \$'000	Total \$'000
Balance at 1 January 2016	93,271	1,242,722	584,358	98,291	2,018,642
Changes in equity for 2016:					
Profit and total comprehensive income	-	-	-	92,245	92,245
Dividend approved in respect of the previous year (note 8(ii))	-	-	-	(46,636)	(46,636)
Dividend declared in respect of the current year (note 8(i))	-	-	-	(32,645)	(32,645)
Purchase of own shares (note 28(c))	(170)	(6,641)	-	-	(6,811)
Balance at 31 December 2016	93,101	1,236,081	584,358	111,255	2,024,795
Balance at 1 January 2017	93,101	1,236,081	584,358	111,255	2,024,795
Changes in equity for 2017:					
Profit and total comprehensive income	-	-	-	169,040	169,040
Dividend approved in respect of the previous year (note 8(ii))	-	-	-	(46,540)	(46,540)
Dividend declared in respect of the current year (note 8(i))	-	-	-	(32,578)	(32,578)
Purchase of own shares (note 28(c))	(20)	(719)	-	-	(739)
Balance at 31 December 2017	93,081	1,235,362	584,358	201,177	2,113,978

NOTES TO THE CONSOLIDATED FINANCIAL STATEMENTS

(Expressed in Hong Kong dollars unless otherwise indicated)

28 SHARE CAPITAL (Continued)

(b) Authorised and issued share capital

	2017		2016	
	No. of shares '000	\$'000	No. of shares '000	\$'000
Authorised:				
Ordinary shares of \$0.10 each	2,000,000	200,000	2,000,000	200,000
Ordinary shares, issued and fully paid:				
At 1 January	931,009	93,101	932,711	93,271
Shares repurchased	(200)	(20)	(1,702)	(170)
At 31 December	930,809	93,081	931,009	93,101

The holders of ordinary shares are entitled to receive dividends as declared from time to time and are entitled to one vote per share at meetings of the Company. All ordinary shares rank equally with regard to the Company's residual assets.

(c) Purchase of own shares

During the years ended 31 December 2016 and 2017, the Company repurchased its own ordinary shares on The Stock Exchange of Hong Kong Limited as follows:

Month/year	Number of shares repurchased	Highest price paid per share \$	Lowest price paid per share \$	Aggregate price paid \$'000
December 2016	1,702,000	4.09	3.90	6,811
January 2017	200,000	3.68	3.67	739

The above shares were cancelled upon repurchase and accordingly the issued share capital of the Company was reduced by the nominal value of these shares. The premium on repurchase was charged against share premium.



28 SHARE CAPITAL (Continued)

(d) Capital management

The Group's primary objectives when managing capital are to safeguard the Group's ability to continue as a going concern, so that it can continue to provide returns for shareholders, by pricing services commensurately with the level of risk and by securing access to finance at a reasonable cost.

The Group actively and regularly reviews and manages its capital structure to maintain a balance between the higher shareholder returns that might be possible with higher levels of borrowings and the advantages and security afforded by a sound capital position, and makes adjustments to the capital structure in light of changes in economic conditions.

The Group monitors its capital structure on the basis of a net debt-to-adjusted capital ratio. For this purpose, the Group defines net debt as total debt (which includes interest-bearing borrowings, and trade and other payables) less cash and cash equivalents and pledged deposits. Adjusted capital comprises all components of equity.

During 2017, the Group's strategy, which remain unchanged from 2016, was to maintain the net debt-to-adjusted capital ratio at a percentage that is below 30%. Pursuant to this practice, the Group may adjust the amount of dividends paid to shareholders, issue new shares, return capital to shareholders, raise new debt financing or sell assets to reduce debt.

The net debt-to-adjusted capital ratio at 31 December 2017 was as follows:

	2017 \$'000	2016 \$'000
Current liabilities:		
Payables and accrued charges	83,342	105,424
Secured bank borrowings due within one year	111,572	78,000
	194,914	183,424
Non-current liabilities:		
Secured bank borrowings due after one year	801,891	504,241
Total debt	996,805	687,665
Less: Cash and cash equivalents	(531,253)	(253,553)
Bank deposits with original maturity beyond 3 months	(435,864)	(549,390)
Pledged bank deposits	–	(39)
Net debt	29,688	(115,317)
Total equity	5,300,680	4,849,194
Adjusted capital	5,300,680	4,849,194
Net debt-to-adjusted capital ratio	0.6%	N/A

123

NOTES TO THE CONSOLIDATED FINANCIAL STATEMENTS

(Expressed in Hong Kong dollars unless otherwise indicated)

28 SHARE CAPITAL (Continued)

(d) Capital management (continued)

On 14 June 2016, APT HK, as borrower, and the Company, as guarantor, entered into a facility agreement with Bank of China (Hong Kong) Limited in respect of facilities not exceeding an aggregate amount of US\$215,600,000 (equivalent to \$1,681,680,000) (the "2016 Facility"). The 2016 Facility comprises three components, including term loan facilities of up to US\$130,000,000 (equivalent to \$1,014,000,000) (the "Term Loan Facility"), revolving loan facility of up to US\$70,000,000 (equivalent to \$546,000,000) and a facility of up to US\$15,600,000 (equivalent to \$121,680,000) on certain commercial arrangements. The 2016 Facility is to be applied to finance the operation of APT HK including, but not limited to, the repayment of its existing bank borrowings, the procurement of satellites, the launch services of the satellites and the working capital in relation to such projects. The 2016 Facility is secured by insurance claim proceeds relating to APSTAR-6C. At 31 December 2017, US\$107,602,000 (equivalent to \$839,296,000) (31 December 2016: US\$65,302,000 (equivalent to \$509,356,000)) has been drawn down against the Term Loan Facility under the 2016 Facility. The Term Loan Facility is repayable by way of seven semi-annual instalments commencing from the 24th month after the Term Loan Facility was first drawn down.

In addition, on 14 June 2016, APT HK, as borrower, and the Company, as guarantor, entered into a facility agreement with The Hongkong and Shanghai Banking Corporation Limited in respect of a revolving loan facility up to US\$10,000,000 (equivalent to \$78,000,000). On 29 August 2017, the revolving loan facility has been increased to US\$25,000,000 (equivalent to \$195,000,000). At 31 December 2017, US\$10,000,000 (equivalent to \$78,000,000) (31 December 2016: US\$10,000,000 (equivalent to \$78,000,000)) has been drawn down against the facility. The facility is repayable within one year from the date of drawdown of the facility.

The 2016 Facility is subject to the fulfillment of covenants related to certain of the Group's ratios, as are commonly found in lending arrangements with financial institutions. If the Group were to breach the covenants, the drawn down facilities would become payable on demand. The Group regularly monitors its compliance with these covenants. For the year ended 31 December 2017, the Group has complied with all of the above covenants.



29 RESERVES

(i) Share premium

The application of the share premium account is governed by the Companies Act 1981 of the Bermuda (as amended).

(ii) Contributed surplus

The contributed surplus of the Group arose as a result of the Group reorganisation in 1996 and represented the excess of the par value of the shares of the subsidiaries which the Company acquired over the par value of the Company's shares issued in consideration thereof.

The contributed surplus of the Company also arose as a result of the Group reorganisation in 1996 and represented the excess of the value of the subsidiaries acquired over the par value of the Company's shares issued for their acquisition. Under the Companies Act 1981 of Bermuda (as amended), the Company may make distributions to its shareholders out of the contributed surplus under certain circumstances.

(iii) Revaluation reserve

Revaluation reserve has been set up and is dealt with in accordance with the accounting policy adopted in note 1(f).

(iv) Exchange reserve

The exchange reserve comprises all foreign exchange differences arising from the translation of the financial statements of foreign operations. The reserve is dealt with in accordance with the accounting policy adopted in note 1(s).

(v) Other reserves

Other reserves represent various reserves set aside by certain subsidiaries in accordance with the relevant laws and regulations. These reserves are not available for distribution.

NOTES TO THE CONSOLIDATED FINANCIAL STATEMENTS

(Expressed in Hong Kong dollars unless otherwise indicated)

30 FINANCIAL RISK MANAGEMENT AND FAIR VALUES

Exposure to credit, liquidity, interest rate and currency risks arises in the normal course of the Group's business. The Group is also exposed to equity price risk arising from its financial assets at fair value through profit or loss.

The Group's exposure to these risks and the financial risk management policies and practices used by the Group to manage these risks are described below.

(a) Credit risk

The Group's credit risk is primarily attributable to trade and other receivables, and the Group's financial assets at fair value through profit or loss. The maximum exposure to credit risk is presented by the carrying amount of those financial assets. Management has a credit policy in place and the exposures to these credit risks are monitored on an ongoing basis.

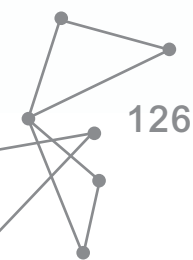
In respect of trade and other receivables, periodic credit evaluations are performed on customers' financial condition. The Group generally does not require collateral because it usually receives trade deposits which represent a quarter/a month of utilisation fees payable to the Group. The transponder utilisation agreements are subject to termination by the Group if utilisation payments are not made on a timely basis.

Investments are normally only in liquid securities quoted on a recognised stock exchange, except where entered into for long term strategic purpose.

At the end of the reporting period, the Group has a certain concentration of credit risk in respect of trade and other receivables as 22% (2016: 17%) and 61% (2016: 55%) of the total trade receivables were due from the Group's largest customer and the five largest customers respectively.

(b) Liquidity risk

The treasury function of the Group is arranged centrally to cover expected cash demands, including the short term investment of cash surpluses and the raising of loans to cover expected cash demands, which is subject to approval by the parent company's board. The Group's policy is to regularly monitor current and expected liquidity requirements and its compliance with lending covenants, to ensure that it maintains sufficient reserves of cash and adequate committed lines of funding from major financial institutions to meet its liquidity requirements in the short and longer term.



30 FINANCIAL RISK MANAGEMENT AND FAIR VALUES (Continued)

(b) Liquidity risk (Continued)

The following table details the remaining contractual maturities at the end of the reporting period of the Group's financial liabilities, which are based on contractual undiscounted cash flows (including interest payments computed using contractual rates or, if floating, based on rates current at the end of the reporting period) and the earliest date the Group can be required to pay:

	2017					
	Carrying amount \$'000	Total contractual undiscounted cash flow \$'000	Within 1 year or on demand \$'000	More than 1 year but less than 2 years \$'000	More than 2 years but less than 5 years \$'000	More than 5 years \$'000
Payables and accrued charges	83,342	(83,342)	(83,342)	-	-	-
Secured bank borrowings	913,463	(992,918)	(133,390)	(69,776)	(789,752)	-
	996,805	(1,076,260)	(216,732)	(69,776)	(789,752)	-

	2016					
	Carrying amount \$'000	Total contractual undiscounted cash flow \$'000	Within 1 year or on demand \$'000	More than 1 year but less than 2 years \$'000	More than 2 years but less than 5 years \$'000	More than 5 years \$'000
Payables and accrued charges	105,424	(105,424)	(105,424)	-	-	-
Secured bank borrowings	582,241	(632,255)	(88,597)	(29,746)	(513,912)	-
	687,665	(737,679)	(194,021)	(29,746)	(513,912)	-

NOTES TO THE CONSOLIDATED FINANCIAL STATEMENTS

(Expressed in Hong Kong dollars unless otherwise indicated)

30 FINANCIAL RISK MANAGEMENT AND FAIR VALUES (Continued)

(c) Interest rate risk

The Group is subject to interest rate risk due to fluctuation in interest rates. As of 31 December 2017, the Group's outstanding bank loans consisted of variable interest rate loans only. During the year ended 31 December 2017, the Group has not entered into any interest rate risk hedge to mitigate exposure to interest rate risks. Upward fluctuations in interest rates increase the borrowing cost of outstanding loans. As a result, a significant increase in interest rates could have a material adverse effect on the financial position of the Group.

(i) Interest rate profile

During the year, secured bank borrowing had an effective interest rate of 2.37% (2016: 2.02%).

(ii) Sensitivity analysis

At 31 December 2017, it is estimated that a general increase of one percentage point in interest rates would reduce the Group's profit before taxation and total equity by \$9,173,000 (2016: \$5,874,000) so far as the effect on interest-bearing financial instruments is concerned. The impact on the Group's profit before taxation (and accumulated profits) and other components of consolidated equity is estimated as an annualised impact on interest expense or income of such a change in interest rates. The analysis is performed on the same basis for 2016.

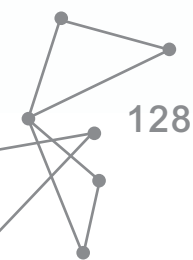
The Group consistently monitors the current and potential fluctuation of interest rates to monitor the interest rate risk at a reasonable level.

(d) Currency risk

The Group's presentation currency is the Hong Kong Dollar. The Group's revenue, premiums for satellite insurance coverage and debt service and substantially all capital expenditures were denominated in United States Dollars or Renminbi. The Group's remaining expenses were primarily denominated in Hong Kong Dollars.

Given the fact that the exchange rate of United States Dollars and Hong Kong Dollars are currently pegged, management does not expect that there will be any significant currency risk associated with financial statement items denominated in United States Dollars.

The Group has not hedged the foreign currency exposure in relation to financial statement items denominated in Renminbi.



30 FINANCIAL RISK MANAGEMENT AND FAIR VALUES (Continued)

(d) Currency risk (continued)

(i) Exposure to currency risk

The following table details the Group's exposure at the end of the reporting period to currency risk arising from recognised assets or liabilities denominated in a currency other than the functional currency of the entity to which they relate.

	Exposure to foreign currencies (expressed in Hong Kong Dollars)	
	2017 Renminbi '000	2016 Renminbi '000
Trade receivables, net	59,421	32,881
Deposits, prepayments and other receivables	1,960	362
Cash and cash equivalents	39,544	16,112
Payables and accrued charges	(1,159)	(1,271)
Overall net exposure	99,766	48,084

(ii) Sensitivity analysis

The following table indicates the approximate change in the Group's profit before taxation (and accumulated profits) and other components of consolidated equity in response to reasonably possible changes in the foreign exchange rates to which the Group has significant exposure at the end of the reporting period.

	2017		2016	
	Increase/ decrease in foreign exchange rates %	Effect on profit before taxation and accumulated profits \$'000	Increase/ decrease in foreign exchange rates %	Effect on profit before taxation and accumulated profits \$'000
Renminbi	+/-5	+/-4,988	+/-5	+/-2,404

NOTES TO THE CONSOLIDATED FINANCIAL STATEMENTS

(Expressed in Hong Kong dollars unless otherwise indicated)

30 FINANCIAL RISK MANAGEMENT AND FAIR VALUES (Continued)

(d) Currency risk (continued)

(ii) Sensitivity analysis (continued)

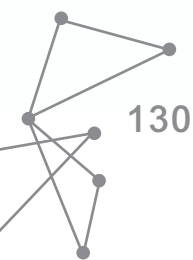
Results of the analysis as presented in the above table represent an aggregation of the instantaneous effects on the Group entities' profit before taxation measured in the respective functional currencies, translated into Hong Kong Dollars at the exchange rate ruling at the end of the reporting period for presentation purposes.

The sensitivity analysis assumes that the change in foreign exchange rates had been applied to re-measure those financial instruments held by the Group which expose the Group to foreign currency risk at the end of the reporting period. The analysis excludes differences that would result from the translation of the financial statements of foreign operations into the Group's presentation currency. The analysis is performed on the same basis for 2016.

(e) Equity price risk

The Group is exposed to equity price changes arising from financial asset at fair value through profit and loss as disclosed in note 16. As at 31 December 2017, it is estimated that an increase/decrease of 50% (2016: 50%) in the share price of the issuer of the listed investments, with all other variables held constant, would have increased/decreased the Group's profit before taxation for the year (and accumulated profits) by \$3,683,000 (2016: \$11,970,000), as a result of changes in fair value of the financial asset at fair value through profit and loss.

The sensitivity analysis indicates the instantaneous change in the Group's profit before taxation (and accumulated profits) that would arise assuming that the changes in the stock market index or other relevant risk variables had occurred at the end of the reporting period and had been applied to re-measure those financial instruments held by the Group which expose the Group to equity price risk at the end of the reporting period.



30 FINANCIAL RISK MANAGEMENT AND FAIR VALUES (Continued)

(f) Fair values

IFRS/HKFRS 13, Fair value measurement, categorises fair value measurements into a three-level hierarchy. The level into which a fair value measurement is classified is determined with reference to the observability and significance of the inputs used in the valuation technique as follows:

- Level 1 valuations: Fair value measured using only Level 1 inputs i.e. unadjusted quoted prices in active markets for identical assets or liabilities at the measurement date
- Level 2 valuations: Fair value measured using Level 2 inputs i.e. observable inputs which fail to meet Level 1, and not using significant unobservable inputs. Unobservable inputs are inputs for which market data are not available
- Level 3 valuations: Fair value measured using significant unobservable inputs

	2017			2016		
	Level 1 \$'000	Level 2 \$'000	Level 3* \$'000	Level 1 \$'000	Level 2 \$'000	Level 3* \$'000
Assets						
Investment properties (note 12)	-	-	11,900	-	-	10,686
Financial assets at fair value through profit or loss (note 16)	7,366	-	-	23,939	-	-

During the years ended 31 December 2016 and 2017, there were no transfers between levels of fair value hierarchy. The Group's policy is to recognise transfers between levels of fair value hierarchy as at the end of the reporting period in which they occur.

All other financial assets and liabilities are carried at amounts not materially different from their fair values as at 31 December 2016 and 2017.

- * Details required under IFRS/HKFRS 13 in respect of investment properties' Level 3 valuations are not particularly disclosed as the value of investment properties is not considered significant to the Group.

NOTES TO THE CONSOLIDATED FINANCIAL STATEMENTS

(Expressed in Hong Kong dollars unless otherwise indicated)

31 CONTINGENT LIABILITIES

The Company has given bank guarantee in respect of the banking facilities granted to APT HK (see note 24). The extent of such banking facilities utilised by APT HK at 31 December 2017 amounted to \$917,296,000 (2016: \$587,356,000).

Assets pledged to secure bank borrowings and facilities are disclosed in notes 21 and 28(d).

In June 2017, APT HK received a summons and complaint filed by a third party in the Supreme Court of the State of New York, County of New York, The United States of America, in respect of an action for trademark infringement during the provision of transponder service to a customer. The total compensation sought under this claim amounted to US\$12,200,000 (equivalent to \$95,160,000). APT HK rebuts any liability in respect of this claim and, based on legal advice obtained, the directors of the Company do not believe it probable that the court will find against APT HK. In addition, based on the service agreement entered into between APT HK and this customer, in the unlikely event that the court finds against APT HK, APT HK will be able to seek indemnity from the customer relating to any losses or damages due to claims resulted from the services rendered. No provision has therefore been made in respect of this claim. APT HK has been actively addressing the case by filing a motion to dismiss to the court and other supporting documents since June 2017. As of 31 December 2017, this case is pending for decision of the court.

32 COMMITMENTS

At 31 December 2017, the Group had the following outstanding capital commitments not provided for in the consolidated financial statements:

	2017 \$'000	2016 \$'000
Contracted for	912,969	1,780,815
Authorised but not contracted for	194,667	194,667
	1,107,636	1,975,482

33 LEASING ARRANGEMENTS

The Group as lessee

At 31 December 2017, the Group had commitments for future minimum lease payments under non-cancellable operating leases which fall due as follows:

(i) *Land and buildings:*

	2017 \$'000	2016 \$'000
Within one year	224	459
After one year but within five years	63	239
	287	698

Operating lease payments represent rental payable by the Group for its office properties. Leases are negotiated for a period of one to three years and rentals are fixed for the whole lease term. None of the leases includes contingent rentals.

(ii) *Satellite transponder capacity:*

	2017 \$'000	2016 \$'000
Within one year	3,257	6,078
After one year but within five years	5,856	9,114
	9,113	15,192

Operating lease payments represent rentals payable by the Group for the leasing of satellite transponders for a period of one to three years and rentals are fixed for the whole lease term. None of the leases includes contingent rentals.

The Group as lessor

Property rental income earned during the year was \$1,381,000 (2016: \$1,212,000). At the end of the reporting period, certain properties with an aggregate carrying value of \$16,537,000 (2016: \$15,483,000) were held for rental purposes and the Group had contracted with tenants for future minimum lease payments under non-cancellable operating leases which fall due within one year amounting to \$961,000 (2016: \$907,000). Depreciation charged for the year in respect of these properties was \$160,000 (2016: \$160,000).

NOTES TO THE CONSOLIDATED FINANCIAL STATEMENTS

(Expressed in Hong Kong dollars unless otherwise indicated)

34 RETIREMENT BENEFITS SCHEMES

The Group operates a Mandatory Provident Fund Scheme under the Hong Kong Mandatory Provident Fund Schemes Ordinance for all qualifying employees in Hong Kong under the jurisdiction of the Hong Kong Employment Ordinance. Under the scheme, the employer and its employees are each required to make contributions to the scheme at 5% of the employees' relevant income, subject to a cap of monthly relevant income of \$30,000 and thereafter contributions are voluntary. Contributions to the scheme vest immediately. The assets of the scheme are held separately from those of the Group, in funds under the control of trustees.

As stipulated by the regulations of Mainland China, the subsidiaries in Mainland China participate in basic defined contribution pension plans organised by the respective municipal governments under which they are governed. Employees in Mainland China are entitled to retirement benefits equal to a fixed proportion of their salaries at their normal retirement age. The Group has no other material obligation for payment of basic retirement benefits beyond the annual contributions which are calculated at a rate on the salaries, bonuses and certain allowances of employees.

Other than the above, the Group also participates in supplementary defined contribution retirement plans managed by independent insurance company whereby the Group is required to make contributions to the retirement plans at fixed rate of the employees' salary cost or in accordance with the terms of the plan.

35 MATERIAL RELATED PARTY TRANSACTIONS

(a) Except for those disclosed elsewhere in these financial statements, the Group entered into the following material transactions with related parties during the year:

	2017 \$'000	2016 \$'000
Income from fellow subsidiaries for providing satellite transponder capacity and satellite-based telecommunication services (note (i))*	174,092	160,499
Income from a holding company of a shareholder of the Company for providing satellite transponder capacity and satellite-based telecommunication services (note (i))	42,938	44,851
Income from a fellow subsidiary for training services (note (ii))	–	741
Income from a subsidiary of an associate of the Company for loan provided (note (iii))	190	–
Management fees paid to a fellow subsidiary (note (iv))	(336)	(648)
Payment to fellow subsidiaries for satellite transponder capacity and satellite-based telecommunication services (note (v))*	(28,648)	(22,776)

* These transactions also constitute connected transactions under the Main Board Listing Rules, details of which are set out in the paragraph headed "Connected transactions" in the Directors' Report of the annual report for the year ended 31 December 2017.

35 MATERIAL RELATED PARTY TRANSACTIONS (Continued)

- (b) Except for those disclosed elsewhere in these financial statements, at the end of the reporting period, the Group had the following amounts included in the consolidated statement of financial position in respect of amounts owed by and to related parties:

	Payables and accrued charges		Rentals in advance and deferred income	
	2017 \$'000	2016 \$'000	2017 \$'000	2016 \$'000
An associate	–	–	24,067	–
Fellow subsidiaries	44	255	31,438	39,355
Holding company of a shareholder of the Company (note (i))	23	–	3,852	23,868

Notes:

- (i) The terms and conditions of these transponder capacity utilisation agreements are similar to those contracted with other customers of the Group.
- (ii) Proceeds from a fellow subsidiary for training services provided during the year.
- (iii) Interest income from a subsidiary of an associate for loan borrowed during the year.
- (iv) Management fees were paid to a fellow subsidiary for services received during the year.
- (v) Transponder capacity services cost was paid to a fellow subsidiary of the Company for services received during the year.

NOTES TO THE CONSOLIDATED FINANCIAL STATEMENTS

(Expressed in Hong Kong dollars unless otherwise indicated)

35 MATERIAL RELATED PARTY TRANSACTIONS (Continued)

(c) Key management personnel remuneration

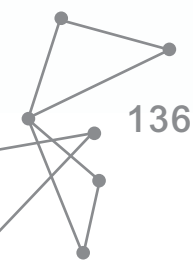
Remuneration for key management personnel, including amounts paid to the Company's directors as disclosed in note 6 and certain of the highest paid employees as disclosed in note 7, is as follows:

	2017 \$'000	2016 \$'000
Short-term employee benefits	12,523	17,125
Performance related bonuses	13,611	12,539
Retirement scheme contributions	1,366	1,521
	27,500	31,185

Total remuneration is included in "staff costs" (see note 4(c)).

Emoluments of the senior managers of the Group fell within the following bands:

	Number of individuals 2017	Number of individuals 2016
\$1,000,001 to \$1,500,000	–	–
\$1,500,001 to \$2,000,000	–	–
\$2,000,001 to \$2,500,000	1	–
\$2,500,001 to \$3,000,000	1	1
\$3,000,001 to \$3,500,000	2	1
\$3,500,001 to \$4,000,000	1	2
\$4,000,001 to \$4,500,000	–	1
\$4,500,001 to \$5,000,000	–	–
\$5,000,001 to \$5,500,000	1	–
\$5,500,001 to \$6,000,000	–	1
\$6,000,001 to \$6,500,000	–	–
\$6,500,001 to \$7,000,000	–	1
	6	7

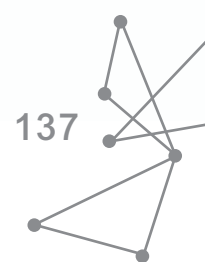


36 COMPANY-LEVEL STATEMENT OF FINANCIAL POSITION

	Note	2017 \$'000	2016 \$'000
Non-current assets			
Investments in subsidiaries	17	615,857	615,862
Current assets			
Amounts due from subsidiaries		1,504,767	1,334,523
Other receivables and prepayments		397	586
Cash and cash equivalents		816	81,921
		1,505,980	1,417,030
Current liabilities			
Payables and accrued charges		7,859	8,097
		7,859	8,097
Net current assets		1,498,121	1,408,933
Net assets		2,113,978	2,024,795
Capital and reserves			
Share capital	28	93,081	93,101
Share premium	29	1,235,362	1,236,081
Contributed surplus	29	584,358	584,358
Accumulated profits		201,177	111,255
Total equity		2,113,978	2,024,795

37 IMMEDIATE AND ULTIMATE CONTROLLING PARTIES

The Directors consider the immediate parent and ultimate controlling party of the Group as of 31 December 2017 to be APT Satellite International Company Limited which is incorporated in the British Virgin Islands, and China Aerospace Science and Technology Corporation which is a state-owned corporation established in the PRC, respectively. Both entities do not produce financial statements available for public use.



NOTES TO THE CONSOLIDATED FINANCIAL STATEMENTS

(Expressed in Hong Kong dollars unless otherwise indicated)

38 ACCOUNTING ESTIMATES AND JUDGEMENTS

(a) Key sources of estimation uncertainty

The financial statements are based on the selection and application of significant accounting policies, which require management to make significant estimates and assumptions that affect the reported amount of assets and liabilities, revenues and expenses, and related disclosure of contingent assets and liabilities at the end of the reporting period. Actual results may differ from these estimates under different assumptions or conditions.

Notes 12, 16 and 30 contain information about the assumptions and their risk factors relating to the fair value of assets.

(b) Accounting judgement in applying the Group's accounting policies

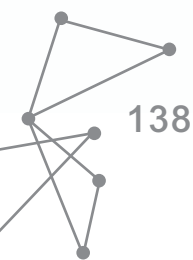
The following are some of the judgement areas in the application of the Group's accounting policies that currently affect the Group's financial condition and results of operations.

(i) Impairment of intangible asset

The Group assesses the impairment of intangible asset on an annual basis, or whenever events or changes in circumstances indicate that the carrying amount is likely to exceed the recoverable amount. The Group measures for impairment using a projected discounted cash flow method. If the carrying value of the intangible asset is more than its recoverable amount, the carrying amount of the intangible asset is reduced to its recoverable amount. Testing for impairment requires significant subjective judgements by management. Any changes in the estimates used could have a material impact on the calculation of the recoverable amount and result in a different impairment assessment outcome.

(ii) Trade receivables and other receivables

The management of the Group estimates the provision for bad and doubtful debts required for the potential non-collectability of trade receivables and other receivables at the end of each reporting period based on the ageing of its customer accounts and its historical write-off experience, net of recoveries. The Group performs ongoing credit evaluations of its customers and adjusts credit limits based upon payment history and the customers' current credit worthiness. The Group makes specific provision on its trade receivables and other receivables. Hence, the Group continuously monitors collections and payments from customers and maintains allowances for bad and doubtful accounts for estimated losses resulting from the inability of its customers to make required payments. If the financial condition of the customers of the Group were to deteriorate, actual write-offs would be higher than estimated. For the year ended 31 December 2017, the Group has recognised impairment loss on trade receivables and other receivables amounting to \$6,416,000 (reversed in 2016: \$1,853,000) in the profit or loss.



38 ACCOUNTING ESTIMATES AND JUDGEMENTS (Continued)

(b) Accounting judgement in applying the Group's accounting policies (Continued)

(ii) Trade receivables and other receivables (Continued)

The Group periodically reviews the carrying amounts of provision for bad and doubtful debts to determine whether there is any indication that the provision needs to be written off. If the Group becomes aware of a situation where a customer is not able to meet its financial obligations due to the cessation of business, bankruptcy or debt re-structuring is completed, or the process of litigation or adjudication is completed, or incapability of debt repayment which is supported by objective evidence, the Group will consider writing off the debt.

(iii) Impairment of property, plant and equipment

The Group periodically reviews internal or external resources to identify indications that the assets may be impaired. If such indication exists, the recoverable amount of the asset is estimated. If the recoverable amount of an asset is estimated to be less than its carrying amount, the carrying amount of the asset is reduced to its recoverable amount. In assessing the recoverable amount of these assets, the Group is required to make assumptions regarding estimated future cash flows and other factors to determine the net realisable value. If these estimates or their related assumptions change in the future, the Group may be required to adjust the impairment charges previously recorded. The dynamic economic environment in which the Group operates and the judgement relating to the utilisation rate of the assets, price and amount of operating costs to estimate future cash flows impact the outcome of the recoverable amounts. If these estimates or their related assumptions change in the future, the Group may be required to record impairment loss for these assets not previously recorded.

The Group periodically reviews the carrying amounts of its property, plant and equipment through reference to its value in use and fair value less cost of disposal as assessed by either the Group or an independent professional property appraiser. If the value in use or fair value less cost of disposal of the property, plant and equipment are lower than their carrying amount, the Group may be required to record additional impairment loss not previously recognised.

NOTES TO THE CONSOLIDATED FINANCIAL STATEMENTS

(Expressed in Hong Kong dollars unless otherwise indicated)

38 ACCOUNTING ESTIMATES AND JUDGEMENTS (Continued)

(b) Accounting judgement in applying the Group's accounting policies (Continued)

(iv) Depreciation

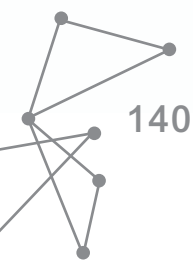
Depreciation of communication satellites is provided for on the straight-line method over the estimated useful life of the satellite, which is determined by engineering assessment performed at the in-services date and re-evaluated regularly. A number of factors affect the operational lives of satellites, including construction quality, component durability, fuel usage, the launch vehicle used, and the skills over which the satellite is monitored and operated. As the telecommunication industry is subject to rapid technological change and the Group's satellites also have a finite number of years in operation, the Group may be required to revise the estimated useful lives of its satellites and communication equipment or to adjust their carrying amounts. Accordingly, the estimated useful lives of the Group's satellites are reviewed based on latest engineering data. If a significant change in the estimated useful lives of the satellites is identified, the Group accounts for the effects of such change as depreciation expenses on a prospective basis.

(v) Contingencies and provisions

Contingencies, representing an obligation that are neither probable nor certain at the date of issue of the financial statements, or a probable obligation for which the cash outflow is not probable, are not recorded.

Provisions are recorded when, at the end of the reporting period, there is an obligation of the Group to a third party which is probable or certain to create an outflow of resources to the third party, without at least an equivalent return expected from the third party. This obligation may be legal, regulatory or contractual in nature.

To estimate the expenditure that the Group is likely to bear in order to settle an obligation, the management of the Group takes into consideration all of the available information at the date of issue of its consolidated financial statements. If no reliable estimate of the amount can be made, no provision is recorded.



39 POSSIBLE IMPACT OF AMENDMENTS, NEW STANDARDS AND INTERPRETATIONS ISSUED BUT NOT YET EFFECTIVE FOR THE ANNUAL ACCOUNTING PERIOD ENDED 31 DECEMBER 2017

Up to the date of issue of these financial statements, the IASB/HKICPA have issued a few amendments and new standards which are not yet effective for the year ended 31 December 2017 and which have not been adopted in these financial statements. These include the following which may be relevant to the Group.

	Effective for accounting periods beginning on or after
IFRS/HKFRS 9, <i>Financial Instruments</i>	1 January 2018
IFRS/HKFRS 15, <i>Revenue from contracts with customers</i>	1 January 2018
Amendments to IFRS/HKFRS 2, <i>Share-based payment:</i> <i>Classification and measurement of share-based payment transactions</i>	1 January 2018
Amendments to IAS/HKAS 40, <i>Investment property:</i> <i>Transfers of investment property</i>	1 January 2018
IFRIC/HK(IFRIC) 22, <i>Foreign currency transactions and advance consideration</i>	1 January 2018
IFRS/HKFRS 16, <i>Leases</i>	1 January 2019
IFRIC/HK(IFRIC) 23, <i>Uncertainty over income tax treatments</i>	1 January 2019

The Group is in the process of making an assessment of what the impact of these amendments, new standards and interpretations is expected to be in the period of initial application. So far the Group has identified some aspects of the new standards which may have impacts on the Group's financial statements. Further details of the expected impacts are discussed below. While the assessment has been substantially completed for IFRS/HKFRS 9, the actual impacts upon the initial adoption of the standards may differ as the assessment completed to date is based on the information currently available to the Group, and further impacts may be identified before the standards are initially applied in the Group's interim financial report for the six months ending 30 June 2018.

NOTES TO THE CONSOLIDATED FINANCIAL STATEMENTS

(Expressed in Hong Kong dollars unless otherwise indicated)

39 POSSIBLE IMPACT OF AMENDMENTS, NEW STANDARDS AND INTERPRETATIONS ISSUED BUT NOT YET EFFECTIVE FOR THE ANNUAL ACCOUNTING PERIOD ENDED 31 DECEMBER 2017 (Continued)

The Group may also change its accounting policy elections, including the transition options, until the standards are initially applied in that financial report.

IFRS/HKFRS 9, Financial instruments

IFRS/HKFRS 9 will replace the current standard on accounting for financial instruments, IAS/HKAS 39, *Financial instruments: Recognition and measurement*. IFRS/HKFRS 9 introduces new requirements for classification and measurement of financial assets, including the measurement of impairment for financial assets and hedge accounting. On the other hand, IFRS/HKFRS 9 incorporates without substantive changes the requirements of IAS/HKAS 39 for recognition and derecognition of financial instruments and the classification and measurement of financial liabilities.

IFRS/HKFRS 9 is effective for annual periods beginning on or after 1 January 2018 on a retrospective basis. The Group plans to use the exemption from restating comparative information and will recognise any transition adjustments against the opening balance of equity at 1 January 2018. Expected impacts of the new requirements on the Group's financial statements are as follows:

(a) Classification and measurement

IFRS/HKFRS 9 contains three principal classification categories for financial assets: measured at (1) amortised cost, (2) fair value through profit or loss (FVTPL) and (3) fair value through other comprehensive income (FVTOCI):

- The classification for debt instruments is determined based on the entity's business model for managing the financial assets and the contractual cash flow characteristics of the asset. If a debt instrument is classified as FVTOCI then interest revenue, impairment and gains/losses on disposal will be recognised in profit or loss.
- For equity securities, the classification is FVTPL regardless of the entity's business model. The only exception is if the equity security is not held for trading and the entity irrevocably elects to designate that security as FVTOCI. If an equity security is designated as FVTOCI then only dividend income on that security will be recognised in profit or loss. Gains, losses and impairments on that security will be recognised in other comprehensive income without recycling.



39 POSSIBLE IMPACT OF AMENDMENTS, NEW STANDARDS AND INTERPRETATIONS ISSUED BUT NOT YET EFFECTIVE FOR THE ANNUAL ACCOUNTING PERIOD ENDED 31 DECEMBER 2017 (Continued)

IFRS/HKFRS 9, Financial instruments (continued)

(a) Classification and measurement (continued)

With respect to the Group's equity investment currently designated as financial asset at FVTPL (see note 16), the Group can elect the designation option to irrevocably designate it as financial asset at FVTOCI (without recycling) on transition to IFRS/HKFRS 9, which will give rise to a change in accounting policy as currently the Group recognises the fair value changes in profit or loss in accordance with the Group's policy set out in note 1(e). However, this will have no impact on the Group's net assets. Other financial assets currently measured at amortised cost will continue with their respective classification and measurements upon the adoption of IFRS/HKFRS 9.

The classification and measurement requirements for financial liabilities under IFRS/HKFRS 9 are largely unchanged from IAS/HKAS 39, except that IFRS/HKFRS 9 requires the fair value change of a financial liability designated at FVTPL that is attributable to changes of that financial liability's credit risk to be recognised in other comprehensive income (without reclassification to profit or loss). The Group currently does not have any financial liabilities designated at FVTPL and therefore this new requirement will not have any impact on the Group on adoption of IFRS/HKFRS 9.

(b) Impairment

The new impairment model in IFRS/HKFRS 9 replaces the "incurred loss" model in IAS/HKAS 39 with an "expected credit loss" model. Under the expected credit loss model, it will no longer be necessary for a loss event to occur before an impairment loss is recognised. Instead, an entity is required to recognise and measure either a 12-month expected credit loss or a lifetime expected credit loss, depending on the asset and the facts and circumstances. The Group expects that the application of the expected credit loss model will result in earlier recognition of credit losses. Based on the latest assessment, if the Group were to adopt the new impairment requirements at 31 December 2017, accumulated impairment loss at that date would not have a significant increase as compared with that recognised under IAS/HKAS 39. As a consequence, adjustment made to the opening balances of net assets and accumulated profits at 1 January 2018 will not be significant.

NOTES TO THE CONSOLIDATED FINANCIAL STATEMENTS

(Expressed in Hong Kong dollars unless otherwise indicated)

39 POSSIBLE IMPACT OF AMENDMENTS, NEW STANDARDS AND INTERPRETATIONS ISSUED BUT NOT YET EFFECTIVE FOR THE ANNUAL ACCOUNTING PERIOD ENDED 31 DECEMBER 2017 (Continued)

IFRS/HKFRS 16, Leases

IFRS/HKFRS 16 is not expected to impact significantly on the way that lessors account for their rights and obligations under a lease. However, once IFRS/HKFRS 16 is adopted, lessees will no longer distinguish between finance leases and operating leases. Instead, subject to practical expedients, lessees will account for all leases in a similar way to current finance lease accounting, i.e. at the commencement date of the lease the lessee will recognise and measure a lease liability at the present value of the minimum future lease payments and will recognise a corresponding “right-of-use” asset. After initial recognition of this asset and liability, the lessee will recognise interest expense accrued on the outstanding balance of the lease liability, and the depreciation of the right-of-use asset, instead of the current policy of recognising rental expenses incurred under operating leases on a systematic basis over the lease term.

IFRS/HKFRS 16 will primarily affect the Group’s accounting as a lessee of leases for properties, plant and equipment which are currently classified as operating leases. The application of the new accounting model is expected to lead to an increase in both assets and liabilities and to impact on the timing of the expense recognition in the statement of profit or loss over the period of the lease. The Group will need to perform a more detailed analysis to determine the amounts of new assets and liabilities arising from operating lease commitments on adoption of IFRS/HKFRS 16, after taking into account the applicability of the practical expedient and adjusting for any leases entered into or terminated between now and the adoption of IFRS/HKFRS 16 and the effects of discounting.



39 POSSIBLE IMPACT OF AMENDMENTS, NEW STANDARDS AND INTERPRETATIONS ISSUED BUT NOT YET EFFECTIVE FOR THE ANNUAL ACCOUNTING PERIOD ENDED 31 DECEMBER 2017 (Continued)

IFRS/HKFRS 16, Leases (continued)

IFRS/HKFRS 16 is effective for annual periods beginning on or after 1 January 2019. The standard offers different transition options and practical expedients, including the practical expedient to grandfather the previous assessment of which existing arrangements are, or contain, leases. If this practical expedient is chosen, the Group will apply the new definition of a lease in IFRS/HKFRS 16 only to contracts that are entered into on or after the date of initial application. If the practical expedient is not chosen, the group will need to reassess all of its decisions about which existing contracts are, or contain, leases, using the new definition. Depending on whether the Group elects to adopt the standard retrospectively or follow a modified retrospective method of recognising a cumulative-effect adjustment to the opening balance of equity at the date of initial application, the Group may or may not need to restate comparative information for any changes in accounting resulting from the reassessment.

40 NON-ADJUSTING EVENT AFTER THE REPORTING PERIOD

After the end of the reporting period, the directors declared a final dividend of \$97,735,000. Further details are disclosed in note 8.

145



FIVE-YEAR FINANCIAL SUMMARY

(Expressed in Hong Kong dollars)

RESULTS

	Years ended 31 December				2017 \$'000
	2013 \$'000	2014 \$'000	2015 \$'000	2016 \$'000	
Revenue	1,138,055	1,247,518	1,194,411	1,229,933	1,207,440
Cost of services	(408,075)	(467,690)	(465,898)	(492,588)	(467,079)
Gross profit	729,980	779,828	728,513	737,345	740,361
Other net income	43,119	27,681	68,910	14,203	18,680
Valuation gains/(losses) on investment properties	1,568	391	(238)	(531)	1,214
Impairment loss in respect of property, plant and equipment	-	-	(12,219)	-	-
Impairment loss in respect of club memberships	-	-	(5,157)	-	-
Administrative expenses	(133,578)	(118,377)	(131,949)	(118,732)	(121,985)
Profit from operations	641,089	689,523	647,860	632,285	638,270
Fair value changes on financial instrument designated at fair value through profit or loss	34,470	(45,595)	(3,686)	(15,723)	(16,573)
Finance costs	(27,928)	(25,139)	(18,039)	(9,283)	-
Share of profit of an associate	-	-	-	24	95
Profit before taxation	647,631	618,789	626,135	607,303	621,792
Income tax	(102,160)	(110,744)	(112,304)	(113,695)	(117,235)
Profit for the year and attributable to equity shareholders of the Company	545,471	508,045	513,831	493,608	504,557

ASSETS AND LIABILITIES

	At 31 December				2017 \$'000
	2013 \$'000	2014 \$'000	2015 \$'000	2016 \$'000	
Total assets	5,546,311	6,564,257	6,141,254	6,463,035	7,325,765
Total liabilities	(1,969,928)	(2,554,755)	(1,690,889)	(1,613,841)	(2,025,085)
Net assets	3,576,383	4,009,502	4,450,365	4,849,194	5,300,680