




KAM HING INTERNATIONAL HOLDINGS LIMITED
錦興國際控股有限公司

(Incorporated in the Cayman Islands with limited liability)
Stock Code: 02307



CONTENTS

CORPORATE INFORMATION	2
FINANCIAL HIGHLIGHTS AND SUMMARY	3
CHAIRMAN'S STATEMENT	5
MANAGEMENT DISCUSSION AND ANALYSIS	8
CORPORATE GOVERNANCE REPORT	13
PROFILE OF DIRECTORS AND SENIOR MANAGEMENT	21
REPORT OF THE DIRECTORS	25
INDEPENDENT AUDITOR'S REPORT	33
AUDITED FINANCIAL STATEMENTS	
Consolidated statement of profit or loss	38
Consolidated statement of comprehensive income	39
Consolidated statement of financial position	40
Consolidated statement of changes in equity	42
Consolidated statement of cash flows	44
Notes to financial statements	46
FIVE-YEAR FINANCIAL SUMMARY	114

CORPORATE INFORMATION

BOARD OF DIRECTORS

EXECUTIVE DIRECTORS

Mr. Tai Chin Chun (*Chairman*)
Mr. Tai Chin Wen (*Chief Executive Officer*)
Ms. Cheung So Wan
Ms. Wong Siu Yuk
Mr. Chong Chau Lam

NON-EXECUTIVE DIRECTOR

Dr. Wong Wai Kong

INDEPENDENT NON-EXECUTIVE DIRECTORS

Mr. Ho Gilbert Chi Hang
Mr. Ting Kay Loong
Mr. Wu Tak Lung

COMPANY SECRETARY

Mr. Lei Heong Man

AUDITOR

Ernst & Young
Certified Public Accountants

REGISTERED OFFICE

Cricket Square
Hutchins Drive,
P.O. Box 2681,
Grand Cayman KY1-1111,
Cayman Islands

COMPANY WEBSITE

www.kamhingintl.com

HEAD OFFICE AND PRINCIPAL PLACE OF BUSINESS IN HONG KONG

23A, TML Tower,
No. 3 Hoi Shing Road,
Tsuen Wan, New Territories,
Hong Kong

PRINCIPAL BANKERS

The Hongkong and Shanghai Banking
Corporation Limited
Hang Seng Bank Limited
Bank of China (Hong Kong) Limited
Standard Chartered Bank (Hong Kong) Limited

PRINCIPAL SHARE REGISTRAR AND TRANSFER OFFICE IN CAYMAN ISLANDS

Conyers Trust Company (Cayman) Limited
Cricket Square,
Hutchins Drive,
P.O. Box 2681,
Grand Cayman KY1-1111,
Cayman Islands

BRANCH SHARE REGISTRAR AND TRANSFER OFFICE IN HONG KONG

Tricor Investor Services Limited
Level 22, Hopewell Centre,
183 Queen's Road East,
Hong Kong

STOCK CODE

The Stock Exchange of Hong Kong Limited: 02307

FINANCIAL HIGHLIGHTS AND SUMMARY

KEY FINANCIAL DATA

	For the year ended/As at 31 December				
	2013 HK\$'000	2014 HK\$'000	2015 HK\$'000	2016 HK\$'000	2017 HK\$'000
Revenue	3,922,625	3,985,699	4,152,733	3,662,622	4,192,896
EBITDA (note 1)	444,638	465,664	465,346	461,296	461,240
Equity attributable to ordinary equity holders of the Company	1,966,731	2,026,038	1,991,490	1,820,054	2,050,158
Net profit attributable to ordinary equity holders of the Company (notes 2, 3, 4)	91,699	70,749	57,714	74,995	62,835
Dividends per share (HK cents)	2.5	1.3	1.5	1.5	1.5

KEY FINANCIAL RATIOS

	For the year ended/As at 31 December				
	2013	2014	2015	2016	2017
Gross profit margin (%)	16.6	14.4	15.4	13.9	12.3
Net profit margin (%)	2.6	2.1	1.5	2.0	1.5
Gearing ratio (net debt/capital and net debt) (%)	48.4	50.6	51.8	53.2	52.1

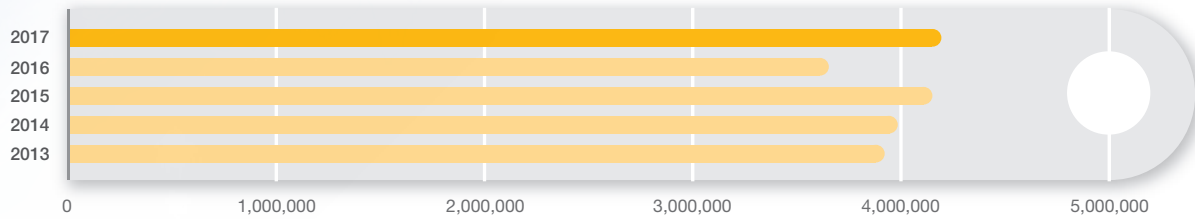
Notes:

- (1) EBITDA refers to profit before interest, tax, depreciation and amortisation
- (2) Excluding the one-off gain of HK\$10.3 million in relation to the disposal of a joint venture in 2014
- (3) Excluding the one-off gain of HK\$0.5 million in relation to the disposal of subsidiaries in 2015
- (4) Excluding the one-off gain, net, of HK\$1.7 million in relation to the deregistration of subsidiaries in 2017

FINANCIAL HIGHLIGHTS AND SUMMARY

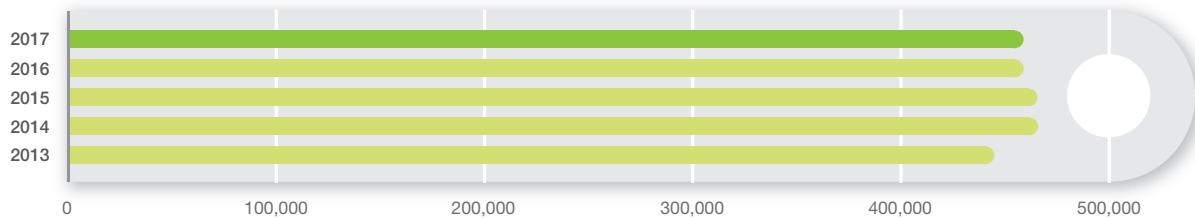
REVENUE

HK\$'000



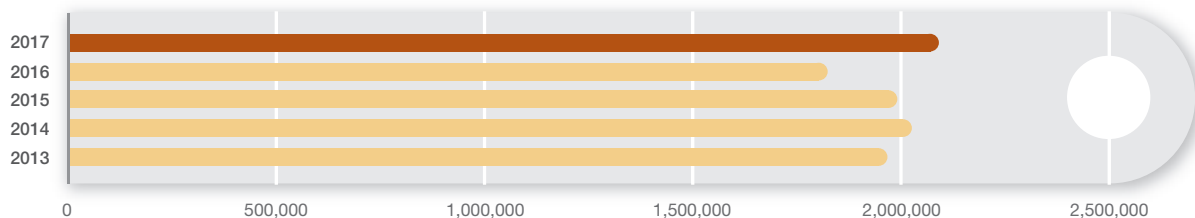
PROFIT BEFORE INTEREST, TAX, DEPRECIATION AND AMORTISATION ("EBITDA")

HK\$'000



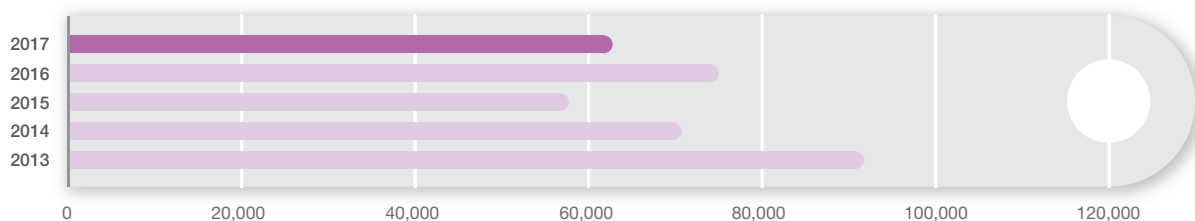
SHAREHOLDERS' FUNDS

HK\$'000



NET PROFIT ATTRIBUTABLE TO ORDINARY EQUITY HOLDERS OF THE COMPANY

HK\$'000



CHAIRMAN'S STATEMENT



On behalf of the board of Directors (the “Board”) of Kam Hing International Holdings Limited (the “Company”, together with its subsidiaries, collectively the “Group”), I am pleased to present to our valued shareholders the annual results for the year ended 31 December 2017 (the “Year”).

During the Year, China exports remained stable and exported US\$268.6 billion of textiles, representing an increase of 0.8% compared with 2016. The consolidation of the supply side of textile intensified as a large number of small manufacturers in China were forced to shut down due to their failure to meet the heightened environmental obligations. Consequently, market orders were picked up by those established manufacturers like us, boosting our production output and revenue for the Year.

It is particularly encouraging that the Group’s revenue for the Year hit a new high, amounting to approximately HK\$4,192.9 million with a year-on-year increase of 14.5%. Profit attributable to ordinary equity holders of the Company for the Year amounted to approximately HK\$64.6 million. Excluding the one-off gain on disposal of properties in 2016, the adjusted net profit for the Year from our core textile division actually recorded a 17.2% growth year-on-year. I am pleased that the Board has resolved to propose the payment of a final dividend of HK1.5 cents per share, subject to the approval by the shareholders at the forthcoming annual general meeting of the Company.

CHAIRMAN'S STATEMENT

With years of effort in strengthening our capability, we successfully migrated to an integrated textile solutions provider from a mere knitted textile manufacturer, in order to cope with the ever-changing market demand. In the last few years, outdoor and athletics apparels have become essential items in wardrobes, from fashion connoisseurs to comfy causal outfit lovers. Thanks to the synthetic and printing facilities added, we have continued to offer our customers with diverse functional fabric solutions to satisfy the consumers' preferences and desires. With our refined competence, we broadened our client mix and export markets. While the U.S. remained as our largest end-market in 2017, China has become the next major one, with a number of domestic brand customers newly acquired during the Year. This customer diversification strategy helps us to mitigate regional risks, currency exposure and avoid any overreliance on a single market.

Opportunities have emerged for the fittest enterprises, like us, in the ongoing market consolidation. In 2017, we decided to re-tap into the downstream garment manufacturing to provide extra values to our customers as an integrated textile and garment solution provider. A new garment plant was built in Cambodia during the Year and finished trial run in late 2017. It complements our knitted and functional fabric manufacturing plants in Enping and Panyu in China, allowing us to offer integrated solutions to customers in one stop and strengthening our competitive edges over our peers.

PROSPECTS

Looking ahead in 2018, I am cautiously optimistic about our business as the seeds we sowed have begun to sprout. With a positive order book on hand, one of our priorities this year will be lifting the profitability by customer mix enhancement and better utilisation of the synthetic and printing facilities in new products. Particularly in the China end-market, we will further penetrate in the huge womenswear and children's wear segments, which demand for high quality functional fabrics. In the era of fast fashion, we will keep on providing value-added products and services in terms of new technology, innovation, quality, sustainability and speed, and supporting our customers to launch frequent, functional yet fashionable apparels to the consumer market.

For the newly set up garment plant in Cambodia, it has obtained endorsement from several European brands after its establishment. It is expected that the garment business will stimulate the Group's performance in 2018. Subject to the order flow and the demand of our global brand customers, we will further explore opportunities to expand the garment arm and possibly, some upper stream operations in Southeast Asia, in order to offer more comprehensive and competitive one-stop textile and garment solutions. With sound financials and seasoned management, the Board is assured that the Group is ready for new challenges to garner greater market presence and solidify our leadership in the global textile market.

CHAIRMAN'S STATEMENT

APPRECIATION

Taking this opportunity, I would like to extend my gratitude to the Board, the management and all of our staff for their dedication and commitment, as well as our business partners, customers and shareholders for their continuous support for the Group during the Year.

Tai Chin Chun
Chairman

28 March 2018

MANAGEMENT DISCUSSION AND ANALYSIS

MARKET REVIEW

In 2017, the global economy has experienced favourable growth, especially in the U.S., which remained as the Group's largest export market, contributing 63.7% of the Group's total revenue. Official statistics showed that the labour market in the U.S. was healthy with low level of unemployment at 4.1% in December 2017. The positive labour market development favoured the consumer confidence, bringing the yearly index of consumer sentiment to 96.8 in 2017 from 91.9 in 2016, according to the University of Michigan. In line with the market optimism, the retail sales growth in 2017 was 4.2%, higher than market forecast.

China became the Group's second largest end-market for 2017, with revenue contribution increasing to 20% from 16% in 2016. During the Year, the China market demonstrated strong resilience. According to the National Bureau of Statistics of the People's Republic of China, China's gross domestic product grew by 6.9% in 2017 with both rising domestic consumption and solid exports driven by the world economy recovery.

The operating environment for Chinese textile manufacturers continued to be challenging due to China government's ongoing efforts in enforcing the environmental protection measures, leading to mandatory closure of the unqualified factories and intensifying market consolidation.

Having stood still in the tough times in the last decade, the Group is shielded with enhanced production capability, technology and competitiveness. During the Year, the Group's one-stop textile solutions successfully gained confidence and satisfaction of its existing and new customers, and hence achieving a year of satisfactory financial performance.

BUSINESS OVERVIEW

During the Year, the Group's overall revenue increased by approximately 14.5% to approximately HK\$4,192.9 million (2016: approximately HK\$3,662.6 million). Gross profit increased by 1.9% to approximately HK\$517.0 million (2016: approximately HK\$507.5 million). Gross profit margin was squeezed to 12.3% from 13.9% year-on-year. Profit attributable to ordinary equity holders of the Company for the Year amounted to approximately HK\$64.6 million (2016: approximately HK\$75.0 million). Excluding the gain on disposal of the Group's former head office of HK\$19.9 million in 2016, the adjusted net profit for the Year increased by 17.2% year-on-year, representing a growth in the Group's core textile business. The basic earnings per share was HK7.4 cents (2016: HK8.6 cents).

In 2017, textile demand from the Group's major markets, the U.S. and China, was generally strong with positive consumer sentiment. Meanwhile, Chinese textile industry consolidation continued throughout 2017 as expected, amid the government's crackdown on environmentally unqualified industry players. Strong market demand coupled with the diminished supply favoured the Group's business growth, contributing to a significant increase in sales orders.

On the cost side, several external factors exerted pressure on the Group's profitability in 2017, such as (i) growing trend of fast fashion with higher requirement on efficiency control, (ii) rising costs of raw materials such as coal and yarn, (iii) higher labour costs, and (iv) setup and development costs arising from the new garment factory in Cambodia. While not all the costs could be passed on to the customers, gross profit for the Year was nibbled. Nevertheless, by effective cost-saving measures, the administrative expenses and selling expenses reduced by 1.5% and 2.5%, respectively, thereby sustaining the profitability of the Group.

In 2017, the Group further upgraded itself as an integrated textile and garment solution provider by adding a new garment factory in Cambodia, to extend its value chain and meet the increasing demand for a total solution from customers. With the knitted and functional fabrics manufactured in the two production plants in Enping and Panyu in China, garment products can be processed within the Group's system with better and smoother production schedules and logistics to shorten production cycles and reduce costs, while ensuring product quality. This provides extra values to customers and reinforce the Group's competitiveness in pricing and gaining bulk orders from global brand customers for their fast reaction demand.

MANAGEMENT DISCUSSION AND ANALYSIS

During the Year, benefiting from the extended production capabilities, the Group successfully gained new orders from Chinese brands, making China the second largest revenue-contributing end-market of the Group. The Group actively responded to the customer's requests, especially the increasing quality standard demanded by the children's wear and womenswear, and offered high quality multi-fabrics options, which resulted in wider product portfolio and more diversified customer mix.

PROSPECTS

Going into 2018, optimistic signs continue to be seen in the U.S. and China markets. International Monetary Fund projected steady economic growth of the U.S. and China at 2.7% and 6.6% respectively. However, various external factors such as highly volatile global monetary policies, political issues, tensions on potential trade war between China and the U.S. have posed ongoing challenges and uncertainties. The Group, therefore, will continue to adopt a prudent but optimistic approach towards the formulation and implementation of corporate strategies, whereas closely monitor tensions on potential trade war and market movements to identify new opportunities.

It is expected that the garment factory in Cambodia will commence full production in 2018, and will be able to bring contribution to the Group in 2018. To support the growing demand for the integrated solutions, the Group will consider to expand its production scale in Cambodia and explore the feasibility to build new facilities for upper stream operations in Southeast Asia to complement its production in China for greater economy of scale and better cost management.

As fast fashion prevails in the apparel industry, small batches of orders with tight schedules continues to place cost pressure on the textile and garment production. The Board believes that only value-added services and products would empower the Group for stronger pricing power, therefore, the Group has set the priority to achieve the following core values for its customers: 1) quality to differentiate from the peers; 2) technology for production innovations; 3) on-time delivery by production process optimisation; and 4) sustainable and reliable partnership. By strictly implementing the above strategies, the Group is positive to excel forward as a superior textile and garment solution provider, offering true values to its customers, and most importantly enhancing the profitability and creating greater returns for its shareholders.

FINANCIAL REVIEW

Revenue

Overall sales turnover achieved approximately HK\$4,192.9 million, representing an increase of approximately 14.5% as compared with last year (2016: approximately HK\$3,662.6 million). The increase was mainly attributable to the increase in sales orders.

Gross Profit and Gross Profit Margin

Gross profit was approximately HK\$517.0 million, representing an increase of approximately 1.9% from last year (2016: approximately HK\$507.5 million). Gross profit margin decreased slightly to approximately 12.3% (2016: approximately 13.9%), which was mainly attributable to the increase in cost of sales due to increase in coal and yarns price.

Other Income and Expenses

Other income of approximately HK\$49.9 million (2016: approximately HK\$34.7 million) mainly comprised approximately HK\$3.1 million (2016: approximately HK\$16.6 million) from sales of excess steam generated by the power plant to nearby facilities in the district, approximately HK\$8.8 million (2016: approximately HK\$7.3 million) from fee on air and ocean freight, and HK\$7.9 million (2016: approximately HK\$3.9 million) from income received from sewage treatment provided and HK\$9.4 million (2016: approximately HK\$1.2 million) from subsidy income from PRC government. The remaining balance was primarily the result of insurance claim, sales of scrap, rental income and interest income.

MANAGEMENT DISCUSSION AND ANALYSIS

Selling and distribution expenses decreased to approximately HK\$112.6 million (2016: approximately HK\$115.5 million), which is due to the cost control on distribution expenses. We continuously review and implement cost control measures. Administrative expenses, which included salaries and welfare, depreciation and other related expenses, reduced to approximately HK\$305.0 million (2016: approximately HK\$309.7 million).

Finance Costs

Finance costs, which included an acceleration of the amortisation of syndicated loan charges incurred in 2015, interest on long-term loans from banks, bank overdraft and finance lease interests, increased by approximately 15.7% to approximately HK\$59.7 million (2016: approximately HK\$51.6 million) as compared with last year. The increase was primarily due to the non-cash amortisation effect of loan charges on the previous syndicated loan upon the repayment of the previous syndicated loan financed by the new syndicated loan in August 2017.

Net Profit and Net Profit Margin

Net profit attributable to ordinary equity holders of the Company for the Year was approximately HK\$64.6 million, representing a decrease of approximately 13.9% from last year (2016: approximately HK\$75.0 million). The decrease in net profit was mainly due to an one-off gain on disposal of the Group's properties in last year. Net profit margin decreased to approximately 1.5% (2016: approximately 2.0%).

Liquidity and Financial Resources

As at 31 December 2017, the Group's net current assets were approximately HK\$895.0 million (2016: approximately HK\$571.5 million). The increase in net current assets were mainly due to significant increase in accounts receivable and the availability of the new syndicated loan in August 2017, which was used to replace the previous syndicated loan in 2015, the interest-bearing bank borrowings which were classified as current liabilities as at 31 December 2016 are refinanced by the long-term loan. The Group will constantly review its financial position and maintain a healthy financial position by financing its operations from internally generated resources and long-term bank loans. As at 31 December 2017, the Group had cash and cash equivalents of approximately HK\$421.7 million (2016: approximately HK\$475.5 million). Current ratio was approximately 1.6 times (2016: approximately 1.3 times).

As at 31 December 2017, total bank borrowings of the Group were approximately HK\$1,794.8 million (2016: approximately HK\$1,746.4 million). The Group's net debt gearing ratio (i.e. net debts divided by the sum of equity and net debts) was at approximately 52.1% (2016: approximately 53.2%). Net debts comprise all interest-bearing bank borrowings, accounts and bills payables, an amount due to an associate and accrued liabilities and other payables less cash and cash equivalents. Sum of equity comprises owners' equity as stated in the consolidated financial statements.

Debtors' turnover period, inventory turnover period and creditors' turnover period for the Year was 73.7 days (2016: 57.1 days), 115.6 days (2016: 128.6 days) and 65.6 days (2016: 73.8 days) respectively. The increase in debtors' turnover period was mainly due to significant increase in accounts receivable. This is mainly due to increase in sales to PRC customers which the credit terms are longer based on its trade norm. The decrease in creditors' turnover period and inventory turnover period were mainly due to improvement in procurement control.

Financing

As at 31 December 2017, the total banking and loan facilities of the Group amounted to approximately HK\$4,959.9 million (2016: approximately HK\$5,565.1 million), of which approximately HK\$2,069.8 million (2016: approximately HK\$1,998.1 million) was utilised.

As at 31 December 2017, the Group's long-term loans were approximately HK\$1,088.0 million (2016: approximately HK\$902.1 million), comprising syndicated loan and term loans from banks of approximately HK\$1,088.0 million (2016: approximately HK\$897.7 million) and long-term finance lease payable of Nil (2016: approximately HK\$4.4 million).

MANAGEMENT DISCUSSION AND ANALYSIS

Dividend

The Board has resolved to recommend the payment of a final dividend of HK1.5 cents (2016: HK1.5 cents) per share for the Year and will be payable to the shareholders whose names appear on the register of members of the Company on 15 June 2018. Subject to the approval of shareholders regarding the payments of the final dividend at the forthcoming annual general meeting of the Company, the proposed final dividend will be paid on or about 4 July 2018.

Capital Structure

The capital structure of the Company is composed of equity and debt.

As at 31 December 2017, there has been no change in the capital structure of the Company. The share capital of the Company comprises only ordinary shares.

Foreign Exchange Risk and Interest Rate Risk

Approximately 62.3% (2016: approximately 66.5%) of the Group's sales was denominated in U.S. dollars. The remaining sales were denominated in Hong Kong dollars and Renminbi. The majority of the Group's costs of sales were denominated in U.S. dollars, Hong Kong dollars and Renminbi. The Group is therefore exposed to foreign exchange risk arising from currency exposures, primarily in respect to the Renminbi. The exchange rates of other currencies were relatively stable throughout the Year and immaterial on our cost structure. The management closely monitors the foreign exchange movements and determines the appropriate hedging activities when necessary.

The Group's borrowings were mainly maintained at a floating rate basis. The management will pay attention to the interest rate movement and employed necessary hedging instruments in a prudent and professional manner.

Charge of Group's Assets

As at 31 December 2017, certain items of property, plant and equipment of the Group with an aggregate net book value of approximately HK\$17.5 million (2016: approximately HK\$29.5 million) were under finance leases.

As at 31 December 2017, certain of the Group's land and buildings with a net carrying amount of approximately HK\$60.4 million (2016: HK\$64.0 million) were pledged to secure a bank loan of HK\$15.6 million (2016: HK\$21.3 million) granted to the Group. Certain of the Group's buildings with a net carrying amount of approximately HK\$6.6 million at 31 December 2016 were pledged to the People's Court, Nansha to sequester a parcel of land of the Group in respect of a litigation in 2016. The pledge on the buildings was released in 2017.

Capital Expenditure

As at 31 December 2017, the Group invested approximately HK\$321.9 million (2016: approximately HK\$410.2 million) in capital expenditure of which approximately 77.5% (2016: approximately 71.6%) was used for the purchase of plant and machinery, approximately 13.2% (2016: approximately 24.7%) was used for the construction of new factory premises, and the remaining was used for the purchase of other property, plant and equipment, prepaid land lease payments and deposit for land use right.

As at 31 December 2017, the Group had capital commitments of approximately HK\$56.3 million (2016: approximately HK\$61.6 million) in property, plant and equipment and approximately HK\$194.1 million (2016: approximately HK\$114.5 million) in construction of new manufacturing facilities. All are funded or will be funded by internal resources and bank loans.

MANAGEMENT DISCUSSION AND ANALYSIS

Staff Policy

The Group had 5,988 (2016: 6,130) employees in the PRC, 778 employees in Cambodia (2016: Nil) and 116 (2016: 129) employees in Hong Kong, Macau, Singapore and other regions as at 31 December 2017. Remuneration packages are generally structured by reference to market terms and individual qualification. Salaries and wages are normally reviewed on an annual basis based on performance appraisals and other relevant factors. Discretionary bonuses are offered to the Group's staff depending on their performance and the results of the Group. The Group also participates in various defined contribution plans and insurance schemes in compliance with its statutory obligations under the laws and regulations of various locations worldwide.

The Group operates a defined contribution retirement benefit scheme under the Mandatory Provident Fund Schemes Ordinance as well as medical insurance for all its employees in Hong Kong. The Group also participates in various defined contribution plans and insurance schemes in compliance with its statutory obligations under the laws and regulations of various locations worldwide. Also, the Group is obliged to provide its employees in the PRC with welfare schemes covering various insurance and social benefits. Staff benefits are also provided to the staff working in other countries according to the respective countries' statutory requirements.

The Company maintains a share option scheme, pursuant to which share options may be granted to selected eligible participants, with a view to providing an appropriate incentive package for the growth of the Group.

Major Customers and Suppliers

For the year ended 31 December 2017, sales to the Group's five largest customers accounted for approximately 22.1% (2016: approximately 20.0%) of total sales and sales to the largest customer included therein accounted for approximately 6.0% (2016: approximately 4.7%).

Purchases from the Group's five largest suppliers accounted for approximately 36.0% (2016: approximately 41.9%) of total purchases and purchases from the largest supplier therein accounted for approximately 12.5% (2016: approximately 11.7%).

None of the Directors, their respective close associates (as defined in the Rules (the "Listing Rules") Governing the Listing of Securities on The Stock Exchange of Hong Kong Limited (the "Stock Exchange")) or shareholders of the Company (which to the knowledge of the Directors) who own more than five percent of the issued capital of the Company, had any interest in the Group's five largest customers and/or suppliers during the Year.

Segment Information

For the year ended 31 December 2017, the major end-market is remained as U.S. By analysis of location of customers, which are garment factories, by regions, sales to the five largest regions (Singapore, Taiwan, Hong Kong, the PRC (other than Hong Kong and Macau) and Korea) accounted for approximately 82.9% (2016: (Singapore, Taiwan, Hong Kong, the PRC (other than Hong Kong and Macau) and Korea) approximately 82.8%) of total sales of the Group and sales to the largest region PRC (other than Hong Kong and Macau) (2016: Korea) included therein accounted for approximately 27.8% (2016: approximately 23.1%) of the Group.

As at 31 December 2017, the Group's assets located in the fabric operation accounted for approximately 97.9% (2016: approximately 98.1%) of the total assets of the Group. Capital expenditure in the fabric operation during the Year accounted for 93.4% (2016: 87.4%) of the total capital expenditure of the Group.

Material Acquisition and Disposal

There was no material acquisition and disposal of subsidiaries and associates by the Group during the Year.

CORPORATE GOVERNANCE REPORT

CORPORATE GOVERNANCE PRACTICES

The Company is committed to maintaining good corporate governance practices. The Company believes that good corporate governance provides a framework that is essential for effective management, a healthy corporate culture, successful business growth and enhancing shareholders' value. The Company has applied the principles and complied with the Corporate Governance Code (the "Code") as set out in Appendix 14 of the Listing Rules throughout the Year.

DIRECTORS' SECURITIES TRANSACTIONS

The Company has adopted the Model Code for Securities Transactions by Directors of Listed Issuers (the "Model Code") as set out in Appendix 10 of the Listing Rules as the code for securities transactions by Directors of the Company. Having made specific enquiry of all Directors, the Directors have confirmed that they have complied with the required standard set out in the Model Code regarding directors' securities transactions for the year ended 31 December 2017.

BOARD OF DIRECTORS

As at 31 December 2017, the Board comprised nine Directors, including six executive Directors and three independent non-executive Directors. Biographical details of the Directors are set out in the section headed "Profile of Directors and Senior Management" on pages 21 to 24 of the annual report.

The composition of the Board, by category, is set out below:

Title	Name	Position	Gender	Age	Length of service
Executive Directors:	Mr. Tai Chin Chun	Chairman	Male	56	24 years
	Mr. Tai Chin Wen	Chief Executive Officer	Male	62	24 years
	Ms. Cheung So Wan		Female	54	21 years
	Ms. Wong Siu Yuk		Female	56	21 years
	Mr. Chong Chau Lam		Male	68	13 years
	Dr. Wong Wai Kong (redesignated as a non-executive Director on 1 January 2018)			Male	52
Independent Non-executive Directors:	Ms. Chu Hak Ha, Mimi (resigned on 14 July 2017)	Chairman of Remuneration Committee	Female	54	13 years
	Mr. Ho Gilbert Chi Hang	Chairman of Nomination Committee	Male	41	7 years
	Mr. Ting Kay Loong (appointed on 14 July 2017)	Chairman of Remuneration Committee	Male	56	1 year
	Mr. Wu Tak Lung	Chairman of Audit Committee	Male	52	2 years

There is no relationship among members of the Board except for the family relationship among Mr. Tai Chin Chun, Mr. Tai Chin Wen, Ms. Cheung So Wan and Ms. Wong Siu Yuk. Mr. Tai Chin Chun is the younger brother of Mr. Tai Chin Wen and their spouses are Ms. Cheung So Wan and Ms. Wong Siu Yuk, respectively.

CORPORATE GOVERNANCE REPORT

The Board has a balance of skills and various expertise to direct and supervise the business affairs of the Group. The Board undertakes to monitor the performance of the Group's business operation and act in the best interests of the Group as a whole. The management of the Company implements the strategic development and deals with certain operational matters of the Group under the delegation and authority of the Board.

During the year ended 31 December 2017, the Board convened four board meetings and one general meeting. The individual attendance of each Director at these meetings is set out below:

Name of Director	Attendance at board meetings (%)	Attendance at annual general meeting (%)
Executive Directors:		
Mr. Tai Chin Chun (<i>Chairman</i>)	4/4 (100%)	1/1 (100%)
Mr. Tai Chin Wen	4/4 (100%)	1/1 (100%)
Ms. Cheung So Wan	4/4 (100%)	1/1 (100%)
Ms. Wong Siu Yuk	4/4 (100%)	1/1 (100%)
Mr. Chong Chau Lam	4/4 (100%)	1/1 (100%)
Dr. Wong Wai Kong (redesignated as a non-executive Director on 1 January 2018)	4/4 (100%)	1/1 (100%)
Independent Non-executive Directors:		
Ms. Chu Hak Ha, Mimi (resigned on 14 July 2017)	1/1 (100%)	1/1 (100%)
Mr. Ho Gilbert Chi Hang	4/4 (100%)	1/1 (100%)
Mr. Ting Kay Loong (appointed on 14 July 2017)	3/3 (100%)	–
Mr. Wu Tak Lung	4/4 (100%)	1/1 (100%)

In order to enhance an active contribution to the Board's affairs by all Directors, the Chairman has arranged to convene a regular full board meeting at quarterly intervals to review the financial and operating performance of the Group. In addition to the board meetings, the Chairman also had one meeting with independent non-executive Directors without the presence of the executive Directors. To ensure that good corporate governance practices and procedures are established, the Chairman has delegated the company secretary to draw up and approve the agenda for each board meeting. Notice of at least 14 days has been given to all Directors for a regular board meeting and the Directors can give ideas for discussion in advance in the agenda, if necessary. Draft and final minutes of all regular board meetings have been sent to the Directors for comment and records respectively within a reasonable time after the board meeting is held.

During the Year, Directors were provided with monthly updates on the Company's performance, position and prospects to enable the Board as a whole and each Director to discharge their duties. In addition, all Directors are encouraged to participate in continuous professional development to develop and refresh their knowledge and skills. The Company updates Directors on the latest development regarding the Listing Rules and other applicable regulatory requirements from time to time, to ensure compliance and enhance their awareness of good corporate governance practices. During the Year, all Directors have attended/participated in seminars and/or in-house workshops which covered topics as follows:

CORPORATE GOVERNANCE REPORT

Name of Director	Topic covered
Mr. Tai Chin Chun	Regulatory updates
Mr. Tai Chin Wen	Regulatory updates
Ms. Cheung So Wan	Regulatory updates
Ms. Wong Siu Yuk	Regulatory updates
Mr. Chong Chau Lam	Regulatory updates
Dr. Wong Wai Kong	Regulatory updates
Mr. Ho Gilbert Chi Hang	Directors' duties and regulatory updates
Mr. Ting Kay Loong	Directors' duties and regulatory updates
Mr. Wu Tak Lung	Directors' duties and regulatory updates

All Directors are requested to provide the Company with their respective training records pursuant to the Code. The Directors confirmed that they have complied with the code provision A.6.5 of the Code.

The Company has complied with Rules 3.10(1) and (2) and 3.10A of the Listing Rules in that the three independent non-executive Directors represent one-third of the Board and one of them possesses the requisite appropriate professional accounting qualifications.

The Company has received from each independent non-executive Director an annual confirmation of independence pursuant to Rule 3.13 of the Listing Rules. The Company considers all independent non-executive Directors to be independent.

CHAIRMAN AND CHIEF EXECUTIVE OFFICER

The executive Directors, Mr. Tai Chin Chun and Mr. Tai Chin Wen, serve as the Chairman and the Chief Executive Officer of the Company, respectively.

The roles of the Chairman and the Chief Executive Officer are segregated and not performed by the same individual. The Chairman is primarily responsible for the leadership of the Board and the formulation of overall strategic development of the Group, while the Chief Executive Officer is primarily responsible for the day-to-day management of the Group's business.

NON-EXECUTIVE DIRECTOR

The term of independent non-executive Directors is specified for two years subject to retirement by rotation and re-election at annual general meeting under the Company's articles of association.

COMPANY SECRETARY

The company secretary of the Company is Mr. Lei Heong Man. He has fulfilled the requirement under Rules 3.28 and 3.29 of the Listing Rules. As an employee of the Company, the company secretary ensures good information flow within the Board and Board policy and procedures are followed; advises the Board on governance matters, facilitates induction and, monitors the training and continuous professional development of Directors. He has attained not less than 15 hours of relevant professional training during the year ended 31 December 2017. His biography is set out in the "Profile of Directors and Senior Management" section of this annual report.

CORPORATE GOVERNANCE REPORT

REMUNERATION COMMITTEE

The remuneration committee was established in September 2005. Terms of reference adopted by the remuneration committee are of no less exacting terms than those duties set out in the Code and a copy of which is available on the websites of the Stock Exchange and the Company. The remuneration committee comprises three independent non-executive Directors, namely Mr. Ting Kay Loong (Chairman), Mr. Ho Gilbert Chi Hang and Mr. Wu Tak Lung and two executive Directors, namely Mr. Tai Chin Chun and Mr. Tai Chin Wen. The remuneration committee is primarily responsible for, among other matters, reviewing and making recommendations to the Board on the remuneration packages of individual executive Directors and senior management of the Company.

During the year ended 31 December 2017, the remuneration committee convened two meetings and the individual attendance of each committee member is set out below:

Name of Director	Attendance	(%)
Independent Non-executive Directors:		
Mr. Ting Kay Loong (<i>Chairman</i>) (appointed on 14 July 2017)	–	–
Ms. Chu Hak Ha, Mimi (resigned on 14 July 2017)	2/2	(100%)
Mr. Ho Gilbert Chi Hang	2/2	(100%)
Mr. Wu Tak Lung	2/2	(100%)
Executive Directors:		
Mr. Tai Chin Chun	2/2	(100%)
Mr. Tai Chin Wen	2/2	(100%)

The remuneration committee meeting was held to review and recommend the salary revision for executive Directors. As no Director or any of his/her associate should be involved in deciding his/her own remuneration in compliance with the principle of the Code, the relevant Directors had abstained from voting on their respective resolutions in which they were materially interested. Remuneration payable to senior management (excluding Directors) for the year ended 31 December 2017 within the band of below HK\$2,000,000 comprises 6 individuals. Details of the remuneration of the Directors for the year ended 31 December 2017 are shown in note 8 to the financial statements.

NOMINATION COMMITTEE

The nomination committee was established in September 2005. Terms of reference adopted by the nomination committee are of no less exacting terms than those duties set out in the Code and a copy of which is available on the websites of the Stock Exchange and the Company. The nomination committee comprises three independent non-executive Directors, namely Mr. Ho Gilbert Chi Hang (Chairman), Mr. Ting Kay Loong and Mr. Wu Tak Lung and two executive Directors, namely Mr. Tai Chin Chun and Mr. Tai Chin Wen. The nomination committee is primarily responsible for, among other matters, reviewing and making recommendations to the Board on the selection of Board members to ensure that the Board has an appropriate balance of independent Directors, with a mix of business experience in relevant disciplines.

CORPORATE GOVERNANCE REPORT

During the year ended 31 December 2017, the nomination committee convened two meetings and the individual attendance of each committee member is set out below:

Name of Director	Attendance	(%)
Independent Non-executive Directors:		
Mr. Ho Gilbert Chi Hang (<i>Chairman</i>)	2/2	(100%)
Ms. Chu Hak Ha, Mimi (resigned on 14 July 2017)	2/2	(100%)
Mr. Ting Kay Loong (appointed on 14 July 2017)	–	–
Mr. Wu Tak Lung	2/2	(100%)
Executive Directors:		
Mr. Tai Chin Chun	2/2	(100%)
Mr. Tai Chin Wen	2/2	(100%)

The nomination committee meeting was held to review the structure, size, diversity and composition of the Board. According to the board diversity policy adopted by the nomination committee, Board diversity has been considered from a number of aspects, including but not limited to gender, age, cultural and educational background, professional experience, skills, knowledge and length of service etc. All Board appointments will be based on meritocracy, and candidates will be considered against objective criteria, having due regard for the benefits of diversity on the Board. Selection of candidates will be based on a range of diversity perspectives, including but not limited to gender, age, cultural and educational background, ethnicity, professional experience, skills, knowledge and length of service etc. The final decision will be based on merit and contribution that the selected candidates will bring to the Board. During the year under review, the nomination committee concluded that the current Board comprises a sufficient number of Directors and is well balanced with each Director having sound knowledge, experience and/or expertise relevant to the business operations and development of the Group.

RESPONSIBILITIES IN RESPECT OF FINANCIAL STATEMENTS

The Directors are responsible for the preparation of consolidated financial statements for each financial period to ensure such consolidated financial statements give a true and fair view of the consolidated financial position of the Group and of the consolidated financial performance and consolidated cash flows for that period. The Group's consolidated financial statements are prepared in accordance with all relevant statutory requirements and applicable accounting standards. The Directors are responsible for ensuring that appropriate accounting policies are selected and applied consistently; and that judgment and estimates made are reasonable.

There are no material uncertainties relating to events or conditions that may cast significant doubt on the Group's ability to continue as a going concern.

AUDITOR'S REMUNERATION

For the year ended 31 December 2017, Ernst & Young, as the external auditor of the Company, has provided audit and non-audit services to the Group at the fees of approximately HK\$3.6 million and HK\$0.3 million, respectively. The responsibilities of the external auditor of the Company are set out in the "Independent Auditor's Report" on pages 33 to 37 of this report.

CORPORATE GOVERNANCE REPORT

AUDIT COMMITTEE

The audit committee was established in August 2004. Terms of reference adopted by the audit committee are of no less exacting terms than those duties set out in the Code and a copy of which is available on the websites of the Stock Exchange and the Company. The audit committee of the Company comprises all three independent non-executive Directors, namely, Mr. Wu Tak Lung (as Chairman), Mr. Ho Gilbert Chi Hang and Mr. Ting Kay Loong. The main responsibilities of the audit committee include the following:

- assists the Board in discharging its statutory responsibilities on financial and accounting matters;
- reviews and monitors the effectiveness of the audit process in accordance with applicable standard;
- develops and implements policy on the engagement of external auditor;
- reviews the Company's financial controls, internal control and risk management systems; and
- develops and reviews the Company's policies and practices on corporate governance and make recommendations to the Board.

During the year ended 31 December 2017, the audit committee convened three meetings and the individual attendance of each committee member is set out below:

Name of Director	Attendance	(%)
Independent Non-executive Directors:		
Mr. Wu Tak Lung (<i>Chairman</i>)	3/3	(100%)
Mr. Ting Kay Loong (appointed on 14 July 2017)	2/2	(100%)
Ms. Chu Hak Ha, Mimi, (resigned on 14 July 2017)	1/1	(100%)
Mr. Ho Gilbert Chi Hang	3/3	(100%)

The audit committee meetings were held to discuss with the management for the accounting policies, internal control and risk management systems adopted by the Group, as well as to review the interim and annual financial statements of the Group before recommending them to the Board for adoption and approval. In addition, the audit committee had meeting with the external auditor twice. It has also reviewed the Company's compliance with the Code.

The audit committee also made recommendation to the Board on the re-appointment of the external auditor. The Board has not taken a different view from that of the audit committee regarding the selection, appointment, resignation or dismissal of the external auditor.

INTERNAL CONTROL

The Board is responsible for maintaining an adequate internal control system to safeguard shareholder investments and Company assets, overseeing and reviewing the effectiveness of the same on an ongoing basis.

The Group has an independent internal audit department which is primarily responsible for carrying out review of the internal control system and risk management process. This is part of the on-going process to ensure that the effectiveness of material controls is monitored.

CORPORATE GOVERNANCE REPORT

During the year of 2017, the Board has conducted a review of the effectiveness of the internal control system of the Group covering all material controls, including financial, operational and compliance controls as well as risk management functions as required by the Code. The audit committee has also reviewed the internal control system of the Group and the findings of major investigations of internal control matters. The Group implements budget management with an aim to have better monitor on both business and financial performance. There was no significant incidence of failure in connection with financial, operational and compliance control during the Year under review. The Board considered that the internal control system is effective and adequate and that there are adequate staff with appropriate qualifications and experience, resources and budget of its accounting and financial reporting function, and adequate training programmes have been provided.

The Company has implemented a system of internal controls to provide reasonable assurance that assets are safeguarded, proper accounting records are maintained, appropriate legislation and regulations are complied with, reliable financial information are provided for management and publication purposes, investment and business risks are identified and managed, the Board will continue to review procedures implemented for assessing the effectiveness of the internal control system.

With respect to the internal control for the handling and dissemination of inside information, the Board is fully aware of its obligations under Part XIVA of the Securities and Futures Ordinance and the Listing Rules. The Group has adopted a policy on disclosure of inside information with the aim to ensure that the insiders abide by the confidentiality requirement and are in compliance with the Securities and Futures Ordinance and the Listing Rules in the handling and dissemination of inside information.

RISK MANAGEMENT

The Board is responsible for the establishment, maintenance of an adequate and effective risk management system of the Group and for overseeing and reviewing its design, operation and effectiveness on an ongoing basis. The risk management system, together with the internal control, ensure the risk associated with the different business units and operations of the Group are effectively monitored and controlled. Such system is designed to provide reasonable, but not absolute, assurance against material misstatement or loss and to manage rather than eliminate risks of failure in operational systems and achievement of the Group's objectives.

Various policies and procedures have been implemented, to ensure effective risk management of each aspect of the Group's operation, including site inspection, administration, daily operation, financial reporting and recording, fund management, compliance with applicable laws and regulations on relevant areas such as environmental protection and workplace safety.

The review of the risk management system by the Board consists of the following aspects: (i) review of reports by operations or departments and the management regarding the implementation of the risk management system, identifying and assessing principal risks within its operations or departments and establishing mitigation plans to manage the risks identified; (ii) discussions with the management regarding the effectiveness of the risk management system, ensuring principal risks are properly managed, and new or changing risks are identified, documented and reported to the Board; and (iii) evaluation on the scope and quality of the monitoring procedures of the risk management system.

During the year ended 31 December 2017, the Board has reviewed the risk management system and was not aware of any significant risk management issues that would have an adverse impact on the financial position or operations of the Group, and through the review of the independent internal audit department, considered the risk management system of the Group is effective and adequate.

CORPORATE GOVERNANCE REPORT

INVESTOR RELATIONS AND COMMUNICATION WITH SHAREHOLDERS

The Company establishes different communication channels with shareholders and investors, including (i) dispatching printed copies of corporate communication documents to shareholders; (ii) using the annual general meeting as a forum for shareholders to raise comments and exchange views with the Board; (iii) setting up regular press conferences and meetings with investors and analysts from time to time to introduce and release information of the Group, (iv) engaging the Company's share registrars to serve the shareholders on all share registration matters, and (v) maintaining a corporate website at www.kamhingintl.com, at which, comprehensive information, updates on the Company's business development and operations are provided.

SHAREHOLDERS' RIGHTS

In accordance with the Article 58 of the Articles of Association of the Company, one or more shareholders of the Company holding at the date of deposit of the requisition not less than one-tenth of the paid up capital of the Company carrying the right of voting at general meetings of the Company shall at all times have the right, by written requisition to the Board or the Company Secretary, to require an extraordinary general meeting to be called by the Board for the transaction of any business specified in such requisition; and such meeting shall be held within two (2) months after the deposit of such requisition. If within twenty-one (21) days of such deposit the Board fails to proceed to convene such meeting, the requisitionists themselves may do so in the same manner, and all reasonable expenses incurred by the requisitionists as a result of the failure of the Board shall be reimbursed to the requisitionists by the Company.

Shareholders may by ordinary resolution elect any person to be a Director of the Company. If a shareholder wishes to nominate a person to be elected as a Director, the following documents must be validly served to the Company at the Company's principal place of business in Hong Kong at 23A, TML Tower, No. 3 Hoi Shing Road, Tsuen Wan, New Territories, Hong Kong: (i) his/her notice of intention to propose a resolution at the general meeting; and (ii) a notice executed by the nominated candidate of his/her willingness to be appointed together with his/her information as required to be disclosed under Rule 13.51(2) of the Listing Rules, within the period commencing on the day after the dispatch of the notice of the general meeting appointed for such election and ending on the date falling seven days after the dispatch of the said notice of the general meeting.

A shareholders' communication policy (the "Policy") was adopted by the Company to maintain an on-going dialogue with shareholders and encourage them to communicate actively with the Company and the Board will review the Policy on a regular basis to ensure its effectiveness.

Shareholders should direct their questions about their shareholdings to the Company's Hong Kong branch share registrar: Tricor Investor Services Limited at Level 22, Hopewell Centre, 183 Queen's Road East, Hong Kong.

Other enquiries or comments raised by any shareholder can be mailed to the Board at the Company's principal place of business in Hong Kong at 23A, TML Tower, No. 3 Hoi Shing Road, Tsuen Wan, New Territories, Hong Kong, through the Company's official website (www.kamhingintl.com), or sent through fax number at (852) 2408 1891, or by using the Company's telephone hotline at (852) 2406 0080.

During the year ended 31 December 2017, there was no change to the constitutional documents of the Company. A consolidated version of the memorandum and articles of association of the Company is available on the websites of the Company and the Stock Exchange.

PROFILE OF DIRECTORS AND SENIOR MANAGEMENT

BOARD OF DIRECTORS

EXECUTIVE DIRECTORS

Mr. Tai Chin Chun (戴錦春), aged 56, is the Chairman of the Board, an executive Director, a director of most subsidiaries of the Company and co-founder of the Group. He is also a member of the remuneration committee and nomination committee of the Company. Mr. Tai is in charge of the Group's corporate strategy, planning and overall development. He has more than 30 years of experience in the textile industry, in which he served more than 20 years for the Group. Mr. Tai conferred an Honorary Consulate of The Republic of Mauritius in Hong Kong Special Administration Region ("HKSAR") in January 2010. Mr. Tai obtained the "World Outstanding Chinese Award 2008" from United World Chinese Association and conferred an Honorary Doctor Degree by The University of West Alabama (Regional University), USA. Mr. Tai is an executive director of Guangdong Chamber of Foreign Investors (廣東外商公會常務理事), a member of Guangdong Provisional Committee of CPPCC and standing member of Nansha Municipal Committee of CPPCC (中國人民政治協商會議廣東省委員會委員、廣州市南沙區委員會常務委員). He has also been awarded honorary citizenship of Guangzhou Municipal (廣州市榮譽市民), life honorary president of Fujian Tai's Clan Hong Kong Association (福建旅港戴氏宗親會永遠榮譽會長). Mr. Tai is the younger brother of Mr. Tai Chin Wen and the spouse of Ms. Cheung So Wan.

Mr. Tai Chin Wen (戴錦文), aged 62, is an executive Director, the Chief Executive Officer, a director of most subsidiaries of the Company and co-founder of the Group. He is also a member of the remuneration committee and nomination committee of the Company. Mr. Tai is in charge of the Group's day-to-day management. He has over 30 years of management experience in the manufacturing industry, in which he served more than 20 years for the Group. Mr. Tai is a standing member of Hubei Committee of CPPCC, Guangdong Enping Committee of CPPCC and Jiangmen Committee of CPPCC (中國人民政治協商會議湖北省委員會常務委員、廣東省恩平市委員會常務委員及江門市委員會委員). He is a vice chairman of Hubei Chinese Overseas Friendship Association (湖北省海外聯誼會副會長), vice chairman of Guangdong Jiangmen City Association of Foreign Investment (廣東省江門市外商投資協會副會長), chairman of World of Dai Clan Governing Council (世界戴氏宗親總會理事長) and president of Fujian Tai's Clan Hong Kong Association (福建旅港戴氏宗親會會長). He has also been awarded honorary citizenship of Guangzhou Municipal and Jiangmen (廣州市榮譽市民及江門市榮譽市民), life honorary chairman of Hong Kong Federation of Fujian Association (香港福建社團聯會永遠榮譽主席) and managing vice president of Hong Kong Hubei Fraternity (香港湖北聯誼會常務副會長). Mr. Tai is the elder brother of Mr. Tai Chin Chun and the spouse of Ms. Wong Siu Yuk.

Ms. Cheung So Wan (張素雲), aged 54, is an executive Director. She is also a director of some subsidiaries of the Group. She is responsible for sales and marketing, yarn sourcing, quality control and stock control in the Group, and assists in the overall management of the Group. Ms. Cheung joined the Group in November 1996 and has more than 20 years of experience in the textile industry. Ms. Cheung is the spouse of Mr. Tai Chin Chun.

Ms. Wong Siu Yuk (黃少玉), aged 56, is an executive Director. She is also a director of some subsidiaries of the Group. She is responsible for dyeing material sourcing, quality control and stock control in the Group, and assists in the overall management of the Group. Ms. Wong joined the Group in December 1996 and has more than 20 years of experience in the textile industry. Ms. Wong is the spouse of Mr. Tai Chin Wen.

Mr. Chong Chau Lam (莊秋霖), aged 68, is an executive Director. He is responsible for overall management of the textile business of the Group. Mr. Chong obtained a High Diploma in Dyeing, Printing and Finishing Technology from the Hong Kong Technical College and a Master Degree of Business Administration from the University of East Asia in Macau. He is an associate member of both the Society of Dyers and Colourists and the Textile Institute in the United Kingdom, and was awarded the Silver Medal and a bar to Silver Medal by the Society of Dyers and Colourists in 1982 and 2013 respectively. Prior to joining the Group on 30 March 2004, he worked as a senior lecturer at the Institute of Textiles and Clothing of the Hong Kong Polytechnic University and an engineer in a local textile company. Mr. Chong is also a member of the Dyeing and Finishing Special Committee and become Vice Director since 2013, a member of the China Textile Engineering Society, and an active technical consultant in the dyeing and finishing sector.

PROFILE OF DIRECTORS AND SENIOR MANAGEMENT

NON-EXECUTIVE DIRECTOR

Dr. Wong Wai Kong, (黃偉桃), aged 52, is a non-executive Director. Dr. Wong obtained a Bachelor Degree of Business Administration from the Hong Kong Baptist University in Hong Kong in November 1990, a Master Degree of Business Administration from the University of Sheffield in the United Kingdom in May 1995, a Master Degree of Science in Business Information Technology from the Middlesex University in the United Kingdom in January 2003 and a Doctor of Philosophy in Business Administration from the Bulacan State University in the Republic of the Philippines in July 2015. Dr. Wong has over 20 years of experience in corporate finance, financial advisory and management, professional accounting and auditing. Dr. Wong is a Certified Public Accountant (practicing) in Hong Kong and a fellow member of the Association of Chartered Certified Accountants and a fellow member of the Hong Kong Institute of Certified Public Accountants.

Dr. Wong was appointed as an executive Director on 10 January 2008 and subsequently re-designated as a non-executive Director on 1 January 2018. He had been an independent non-executive director of Koradior Holdings Limited (stock code: 3709) from 6 June 2014 to 17 July 2017, and an independent non-executive director of Odella Leather Holdings Limited (stock code: 8093) during 28 January 2015 to 17 March 2017, both of them are listed companies in Hong Kong.

INDEPENDENT NON-EXECUTIVE DIRECTORS

Mr. Ho Gilbert Chi Hang (何智恒), aged 41, is a member and the chairman of the nomination committee, and a member of the remuneration committee and audit committee of the Company. He is the senior director of NWS Holdings Limited (stock code: 0659), a company listed on the Stock Exchange. Prior to joining NWS Holdings Limited, he was the managing partner of AID Partners Capital Limited and was the executive director and chief executive officer of Healthoo International Technology Holdings Limited (former known as AID Partners Technology Holdings Limited) (stock code: 8088), a company listed on the Stock Exchange, the executive director of HVM Digital China Group Limited (stock code: 8078), a company listed on the Stock Exchange, the vice president of ITC Corporation Limited (stock code: 0372), a company listed on the Stock Exchange, the senior investment director of New World Development Company Limited (stock code: 0017), a company listed on the Stock Exchange, an executive director of New World Strategic Investment Limited and a partner of an international law firm Fried, Frank, Harris, Shriver and Jacobson LLP. He is a committee member of the Chinese People's Political Consultative Conference of Shenyang, Liaoning Province (中國人民政治協商會議遼寧省瀋陽市委員會), a Standing Committee Member of the Youth Federation of Inner Mongolia (內蒙古自治區青年聯合會) and the Vice Chairman of Inner Mongolia & Hong Kong Youth Exchange Association (蒙港青年交流促進會). Mr. Ho holds a Bachelor of Commerce Degree and a Bachelor of Laws Degree from the University of Sydney, Australia and is a solicitor admitted in New South Wales, Australia and England and Wales and a solicitor and barrister admitted in the High Court of Australia.

Mr. Ho had been a non-executive director of Renhe Commercial Holdings Company Limited (stock code: 1387) during December 2007 to 27 February 2012, a non-executive director of Capital Environment Holdings Limited (stock code: 3989) during 6 January 2010 to 23 September 2010 and an independent non-executive director of Infinity Development Holdings Limited (stock code: 0640) during March 2010 to 21 November 2013, and is an independent non-executive director of Hailiang International Holdings Limited (stock code: 2336) since 12 May 2014 and Asia Allied Infrastructure Holdings Limited (Stock code: 0711) since 20 January 2017, all of the above-mentioned companies are listed companies in Hong Kong. Mr. Ho joined the Group on 4 May 2010.

PROFILE OF DIRECTORS AND SENIOR MANAGEMENT

Mr. Ting Kay Loong (丁基龍), aged 56, is a member and chairman of the remuneration committee, and a member of the audit committee and nomination committee of the Company. He holds a Bachelor of Economics Degree from Macquarie University, Australia and is a fellow member of the Australian Society of Certified Public Accountants. Mr. Ting has over 25 years of experience in financial services industry. He is presently the head of corporate finance of Shenwan Hongyuan Capital (H.K.) Limited (formerly known as Shenyin Wanguo Capital (H.K.) Limited). Prior to joining Shenwan Hongyuan in 2006, he had worked for Haitong International Capital Limited (formerly known as Tai Fook Capital Limited) and several listed companies in Hong Kong. Mr. Ting joined the Group on 14 July 2017.

Mr. Wu Tak Lung (吳德龍), aged 52, is a member and chairman of the audit committee, and a member of nomination committee and remuneration committee of the Company. He holds a bachelor's degree of business administration in accounting from the Hong Kong Baptist University and a master's degree of business administration jointly issued by the University of Manchester and the University of Wales. He is a member of Hong Kong Institute of Certified Public Accountants, a fellow member of Hong Kong Securities and Investment Institute, the Association of Chartered Certified Accountants, the Taxation Institute of Hong Kong, and the Hong Kong Institute of Chartered Secretaries. He had worked in Deloitte Touche Tohmatsu, an international accounting firm, for five years and was then employed by several companies in Hong Kong as head of corporate finance and/or executive director.

Mr. Wu is appointed as Member of the Jiangsu Provisional Committee of the Chinese People's Political Consultative Committee, Honorary Court Member of Hong Kong Baptist University, Honorary President of North Kwai Chung District Scout Council of Scout Association of Hong Kong and Vice-chairman of Hong Kong-GuangDong Youth Exchange Promotion Association.

Mr. Wu currently served as an independent non-executive director of Henan Jinma Energy Company Limited (stock code: 6885), Sinotrans Shipping Limited (stock code: 0368), Beijing Media Corporation Limited (stock code: 1000), Sinomax Group Limited (stock code: 1418) and China Machinery Engineering Corporation (stock code: 1829), all are listed companies in Hong Kong, Olympic Circuit Technology Company Limited, a company listed in Shanghai, and First Tractor Company Limited (Stock code: 0038), a company listed in both Hong Kong and Shanghai. During the past three years, Mr. Wu served as an independent non-executive director of Huarong Investment Stock Corporation Limited and Aupu Group Holding Limited, which were listed companies in Hong Kong. Mr. Wu joined the Group on 1 December 2016.

SENIOR MANAGEMENT

Mr. Lei Heong Man (李向民), aged 57, is the chief financial officer and company secretary of the Group and is responsible for the supervision and management of the Group's financial matters. Mr. Lei has over 20 years of experience in regional financial and operational management in multinational corporations and listed companies, and he is a fellow member of the Association of Chartered Certified Accountants and an associate member of the Hong Kong Institute of Certified Public Accountants. Mr. Lei holds a Bachelor Degree in Accountancy, Finance and Economics from the University of Essex, and a Master of Business Administration Degree from The University of Wales, the United Kingdom. Mr. Lei joined the Group in June 2009.

Mr. Lu Chun Hou (呂峻侯), aged 59, is the general manager of the operation of the Group in PRC. Mr. Lu has over 30 years of experience in the textile industry. Mr. Lu joined the group in February 2017.

Mr. Chan Kin Wang (陳建宏), aged 54, is the general manager of the operations centre in Enping. Mr. Chan has over 30 years of experience in the textile industry. Mr. Chan joined the Group in December 2008.

PROFILE OF DIRECTORS AND SENIOR MANAGEMENT

Mr. Tai Tang Tat (戴騰達), aged 37, is the general manager of operations centre in Guangzhou, deputy general manager of information and technology centre and marketing and sales department and a director of some subsidiaries of the Group. Mr. Tai obtained a Diploma in Computer Science from the Sydney Institute of Business and Technology, Australia. Mr. Tai is the son of Mr. Tai Chin Wen. Mr. Tai joined the Group in March 2002.

Mr. Wong Yi Ming (黃一鳴), aged 53, is the deputy managing director of Guangzhou Kamhing Textile Dyeing Co., Ltd. (the “Guangzhou KH”), a wholly-owned subsidiary of the Group, and is responsible for the overall management and administration of Guangzhou KH. Mr. Wong obtained a Master Degree of Business Administration from the Zhongshan University. He has over 25 years of management experience in the textile industry. Prior to joining the Group in September 1997, Mr. Wong has worked for PRC companies for over 16 years, where he was responsible for financial and business management. Mr. Wong is the younger brother of Ms. Wong Siu Yuk.

Mr. Ho Yi Piu (何宜標), aged 49, is the director of Kam Hing Piece Works (S) Pte Limited, a wholly-owned subsidiary of the Group. Mr. Ho is the deputy general manager the Group’s sales and marketing department. Mr. Ho obtained a Diploma in Business Administration from the Society of Business Practitioners, Cheshire, the United Kingdom. Prior to joining the Group in June 1999, Mr. Ho has worked for fabric trading companies and he has over 15 years of experience in the textile industry. Mr. Ho is the son-in-law of the brother of Mr. Tai Chin Chun and Mr. Tai Chin Wen.

REPORT OF THE DIRECTORS

The Directors present their report and the audited financial statements of the Group for the year ended 31 December 2017.

PRINCIPAL ACTIVITIES AND BUSINESS REVIEW

The principal activity of the Company is investment holding. Details of the principal activities of the principal subsidiaries are set out in note 41 to the financial statements. There were no significant changes in the nature of the Group's principal activities during the year.

A review of the business of the Group during the Year and a discussion on the Group's future business development are provided in the Chairman's Statement on pages 5 to 7 and the Management Discussion and Analysis on pages 8 to 12 of this report. Description of possible risks and uncertainties that the Group may be facing can be found in the Management Discussion and Analysis on pages 8 to 12. Also, the financial risk management objectives and policies of the Group are provided in the Management Discussion and Analysis on pages 8 to 12 and also in note 39 to the financial statements. An analysis of the Group's performance during the year using financial key performance indicators is provided in the Financial Highlights and Summary and Five-year Financial Summary on pages 3 to 4 and 114 respectively of this report. These discussions form part of this Directors' report.

ENVIRONMENTAL POLICIES AND PERFORMANCE

The Group recognises the importance of environmental protection and has adopted stringent measures for environmental protection in order to ensure our compliance to the prevailing environmental protection laws and regulations.

During the year ended 31 December 2017 and up to the date of this report, the Group does not have any violation of relevant environmental regulations and rules which have a significant impact to the Group's development, performance and businesses.

The environmental, social and governance report will be published in a separate report to be uploaded on the websites of the Company and the Stock Exchange.

COMPLIANCE WITH RELEVANT LAWS AND REGULATIONS

During the Year under review and as at the date of this annual report, the management is of the view that the Company was not aware of any material breach of or non-compliance with any relevant laws and regulations that had a significant impact on the business and operations of our Group.

KEY RELATIONSHIPS WITH EMPLOYEES, CUSTOMERS AND SUPPLIERS

In order to sustain a stable development of the Group, we understand that a good and close relationship with employees, customers and suppliers is one of the key factor to achieve it.

The Group provides a competitive remuneration package and career development opportunities to our employees. We also maintain a safe and healthy working environment.

The Group provides quality products and handle customer needs carefully. In order to reach customer expectations, we ensure there is adequate communication and offer customers with different solutions. We have pay our full effort to maintain a long term relationships with customers.

The Group has developed a good and long relationship with our suppliers to maintain a steady supplies with good qualities. We proactively communicate with our suppliers and perform regular quality control to ensure the quality supplied.

REPORT OF THE DIRECTORS

RESULTS AND DIVIDENDS

The Group's profit for the year ended 31 December 2017 and the financial position of the Group at that date are set out in the financial statements on pages 38 to 113.

The Directors recommend the payment of a final dividend of HK1.5 cents (2016: HK1.5 cents) per ordinary share in respect of the year, to be payable to the shareholders whose names appear on the register of members of the Company on 15 June 2018. Subject to the approval of shareholders at the forthcoming annual general meeting, the proposed final dividend will be paid on or about 4 July 2018.

SUMMARY FINANCIAL INFORMATION

A summary of the results and assets, liabilities and non-controlling interests of the Group for the last five financial years, is set out on page 114. This summary does not form part of the audited financial statements.

SHARE CAPITAL AND SHARE OPTIONS

There were no movements in the Company's share capital and share options during the year.

PRE-EMPTIVE RIGHTS

There are no provisions for pre-emptive rights under the Company's articles of association or the laws of the Cayman Islands which would oblige the Company to offer new shares on a pro rata basis to existing shareholders of the Company.

PURCHASE, REDEMPTION OR SALE OF LISTED SECURITIES OF THE COMPANY

Neither the Company, nor any of its subsidiaries purchased, redeemed or sold any of the Company's listed securities during the year.

DISTRIBUTABLE RESERVES

As at 31 December 2017, the Company's reserves available for distribution, calculated in accordance with the Companies Law, Cap. 22 (Law 3 of 1961, as consolidated and revised) of the Cayman Islands, amounting to HK\$930,356,000, of which approximately HK\$13,049,000 have been proposed as final dividend for the year after the reporting period. The amount of HK\$930,356,000 includes the Company's share premium account and capital reserve of HK\$848,112,000 in aggregate as at 31 December 2017, which may be distributed provided that immediately following the date on which the dividend is proposed to be distributed, the Company will be able to pay off its debts as and when they fall due in the ordinary course of business.

CHARITABLE CONTRIBUTIONS

During the year, the Group made charitable contributions totalling HK\$1,812,000.

MAJOR CUSTOMERS AND SUPPLIERS

In the year under review, sales to the Group's five largest customers accounted for 22.1% (2016: 20.0%) of the total sales and sales to the largest customer included therein accounted for 6.0% (2016: 4.7%). Purchases from the Group's five largest suppliers accounted for 36.0% (2016: 41.9%) of the total purchases for the year and purchases from the largest supplier included therein accounted for 12.5% (2016: 11.7%).

REPORT OF THE DIRECTORS

MAJOR CUSTOMERS AND SUPPLIERS (continued)

None of the Directors, their respective close associates (as defined in the Listing Rules) or shareholders of the Company (which to the knowledge of the Directors) who own more than five percent of the issued capital of the Company, had any interest in the Group's five largest customers and/or suppliers during the Year.

DIRECTORS

The Directors of the Company during the year and as at the date of this report were:

Executive Directors:

Mr. Tai Chin Chun (*Chairman*)
Mr. Tai Chin Wen (*Chief Executive Officer*)
Ms. Cheung So Wan
Ms. Wong Siu Yuk
Mr. Chong Chau Lam

Non-executive Director:

Dr. Wong Wai Kong (redesignated from executive Director to non-executive Director on 1 January 2018)

Independent non-executive Directors:

Ms. Chu Hak Ha, Mimi (resigned on 14 July 2017)
Mr. Ho Gilbert Chi Hang
Mr. Ting Kay Loong (appointed on 14 July 2017)
Mr. Wu Tak Lung

In accordance with article 87(1) of the Company's articles of association, Mr. Tai Chin Chun, Mr. Tai Chin Wen, Ms. Cheung So Wan and Mr. Ting Kay Loong will retire by rotation and, being eligible, will offer themselves for re-election at the forthcoming annual general meeting of the Company. The independent non-executive Directors are appointed for a term of two years.

The Company has received annual confirmations of independence from Ms. Chu Hak Ha, Mimi, Mr. Ho Gilbert Chi Hang, Mr. Ting Kay Loong and Mr. Wu Tak Lung, and considers them to be independent.

DIRECTORS' AND SENIOR MANAGEMENT'S BIOGRAPHIES

Biographical details of the Directors of the Company and the senior management of the Group are set out on pages 21 to 24 of the annual report.

DIRECTORS' SERVICE CONTRACTS

Each of the executive Directors and the independent non-executive Directors has a service contract with the Company for a term of three years and two years, respectively and is subject to termination by either party by giving not less than three months' and one month's written notice, respectively.

Under the service contracts, after each complete year of service, the remuneration payable to each of the executive Directors may, subject to the discretion of the Board, be entitled to discretionary bonuses, with reference to their duties and responsibilities with the Company, their performance against corporate goals and objectives, the remuneration standard in the market and salaries paid by the comparable companies.

None of the Directors proposed for re-election at the forthcoming annual general meeting has a service contract with the Company or any of its subsidiaries which is not determinable by the Company within one year without payment of compensation (other than statutory compensation).

REPORT OF THE DIRECTORS

EMOLUMENT POLICY AND DIRECTORS' REMUNERATION

The Directors' remuneration is subject to shareholders' approval at general meetings with reference to the recommendation of the Company's remuneration committee. The Group's emolument policies are formulated based on the performance of individual employees and are reviewed regularly. Subject to the Group's profitability, the Group may also provide a discretionary bonus to its employees as an incentive for their contribution to the Group. The primary goal of the remuneration policy with regard to the remuneration packages of the Group's executive Directors is to enable the Group to retain and motivate executive Directors by linking their compensation with performance as measured against corporate objectives achieved.

The principal elements of the Group's remuneration packages include basic salaries, discretionary bonuses, housing benefits and share option benefits.

DIRECTORS' INTERESTS IN TRANSACTIONS, ARRANGEMENTS OR CONTRACTS

Save as disclosed in the related party transactions disclosures in note 34 to the financial statements, no Director nor a connected entity of a Director had a material interest, either directly or indirectly, in any transactions, arrangements or contracts of significance to the business of the Group to which the Company or any of its subsidiaries was a party during the year.

DIRECTORS' INTERESTS AND SHORT POSITIONS IN SHARES AND UNDERLYING SHARES

At 31 December 2017, the interests and short positions of the Directors or the chief executive of the Company in the share capital and underlying shares of the Company or its associated corporations (within the meaning of Part XV of the Securities and Futures Ordinance (the "SFO")), as recorded in the register required to be kept by the Company pursuant to section 352 of the SFO, or as otherwise notified to the Company and The Stock Exchange of Hong Kong Limited (the "Stock Exchange") pursuant to the Model Code for Securities Transactions by Directors of Listed Issuers (the "Model Code"), were as follows:

Long positions in ordinary shares and underlying shares of the Company:

Name of Director	Notes	Capacity and nature of interest			Total interests (shares)	Approximate percentage of the Company's issued share capital (%)
		Beneficial owner (shares)	Interest of spouse (shares)	Interest in controlled corporation (shares)		
Mr. Tai Chin Chun	1	3,000,000	1,000,000	332,600,000	336,600,000	38.69
Mr. Tai Chin Wen	2	2,000,000	1,000,000	96,000,000	99,000,000	11.38
Ms. Cheung So Wan	3	1,000,000	335,600,000	–	336,600,000	38.69
Ms. Wong Siu Yuk	4	1,000,000	98,000,000	–	99,000,000	11.38
Mr. Chong Chau Lam		300,000	–	–	300,000	0.03

REPORT OF THE DIRECTORS

DIRECTORS' INTERESTS AND SHORT POSITIONS IN SHARES AND UNDERLYING SHARES (continued)

Notes:

1. 332,600,000 shares are held by Exceed Standard Limited ("Exceed Standard"), a company incorporated in the British Virgin Islands (the "BVI") and beneficially owned by Mr. Tai Chin Chun, the chairman and an executive Director of the Company. As Ms. Cheung So Wan is his spouse, Mr. Tai Chin Chun is deemed to be interested in the 1,000,000 shares held by Ms. Cheung So Wan under the SFO.
2. 96,000,000 shares are held by Power Strategy Limited ("Power Strategy"), a company incorporated in the BVI and beneficially owned by Mr. Tai Chin Wen. As Ms. Wong Siu Yuk is his spouse, Mr. Tai Chin Wen is deemed to be interested in the 1,000,000 shares held by Ms. Wong Siu Yuk under the SFO.
3. Ms. Cheung So Wan is deemed to be interested in the shares held by her spouse, Mr. Tai Chin Chun, under the SFO.
4. Ms. Wong Siu Yuk is deemed to be interested in the shares held by her spouse, Mr. Tai Chin Wen, under the SFO.

Save as disclosed above, as at 31 December 2017, none of the Directors nor the chief executive of the Company had any interest or short position in the shares, underlying shares or debentures of the Company or any of its associated corporations that was required to be recorded pursuant to section 352 of the SFO, or as otherwise notified to the Company and the Stock Exchange pursuant to the Model Code.

PERMITTED INDEMNITY PROVISION

Pursuant to the Articles of Association, every Director or other officer of the Company shall be entitled to be indemnified out of the assets of the Company against all losses or liabilities incurred or sustained by him as a Director or other officer of the Company in defending any proceedings, whether civil or criminal, in which judgement is given in his favor, or in which he is acquitted.

The Company has maintained Directors' liability insurance during the year ended 31 December 2017 and up to the date of this annual report which provides appropriate cover for the Directors.

DIRECTORS' RIGHTS TO ACQUIRE SHARES OR DEBENTURES

Save as disclosed in the section "Directors' interests and short positions in shares and underlying shares" above and in the section "Share option scheme" below, at no time during the year were rights to acquire benefits by means of the acquisition of shares in or debentures of the Company granted to any of the Directors or their respective spouses or minor children, or were any such rights exercised by them; or was the Company or any of its subsidiaries a party to any arrangement to enable the Directors to acquire such rights in any other body corporate.

MANAGEMENT CONTRACT

No contract concerning the management and administration of the whole or any substantial part of the business of the Group was entered into or existed during the year.

SHARE OPTION SCHEME

During the year ended 31 December 2017, no share options had been granted under the share option scheme and there was no outstanding share option as at 31 December 2017.

REPORT OF THE DIRECTORS

CONTRACT OF SIGNIFICANCE

No contracts of significance in relation to the Group's business in which the Company or any of its subsidiaries was a party and in which a Director of the Company had a material interest, whether directly or indirectly, subsisted during or at the end of the year.

CLOSURE OF REGISTER OF MEMBERS

The register of members of the Company will be closed during the following periods:

- (a) For determining the entitlement to attend and vote at the annual general meeting, the register of members of the Company will be closed from Wednesday, 6 June 2018 to Monday, 11 June 2018, both days inclusive, during which period no transfer of shares of the Company will be registered. In order to be eligible to attend and vote at the annual general meeting, unregistered holders of shares of the Company should ensure that all transfer forms accompanied by the relevant share certificates must be lodged with the branch share registrar of the Company in Hong Kong, Tricor Investor Services Limited, at Level 22, Hopewell Centre, 183 Queen's Road East, Hong Kong for registration no later than 4:30 p.m. on Tuesday, 5 June 2018.
- (b) For determining the entitlement to the proposed final dividend for the Year (subject to approval by the shareholders at the annual general meeting), the register of members of the Company will be closed on Friday, 15 June 2018, during which period no transfer of shares of the Company will be registered. In order to be eligible for the proposed final dividend, unregistered holders of shares of the Company should ensure that all transfer forms accompanied by the relevant share certificates must be lodged with the branch share registrar of the Company in Hong Kong, Tricor Investor Services Limited, at Level 22, Hopewell Centre, 183 Queen's Road East, Hong Kong for registration no later than 4:30 p.m. on Thursday, 14 June 2018.

RELATED PARTY TRANSACTIONS

Related party transactions entered into by the Group during the year are set out in note 34 to the financial statements. These related party transactions are connected transactions but are fully exempted from disclosure under the Listing Rules.

PERSONS WHO HAVE AN INTEREST OR SHORT POSITION WHICH IS DISCLOSEABLE UNDER DIVISIONS 2 AND 3 OF PART XV OF THE SFO

So far as is known to the Directors and the chief executive of the Company, as at 31 December 2017, the following persons (not being Directors or chief executive of the Company) had, or were deemed to have, interests or short positions in the shares or underlying shares of the Company which would fall to be disclosed to the Company and the Stock Exchange under the provisions of Divisions 2 and 3 of Part XV of the SFO:

REPORT OF THE DIRECTORS

PERSONS WHO HAVE AN INTEREST OR SHORT POSITION WHICH IS DISCLOSEABLE UNDER DIVISIONS 2 AND 3 OF PART XV OF THE SFO (continued)

Long positions:

Name	Capacity and nature of interest (Note)	Number of ordinary shares held	Percentage of the Company's issued share capital
Exceed Standard	Beneficial owner	332,600,000	38.23
Power Strategy	Beneficial owner	96,000,000	11.04

Note: The relationship between Exceed Standard and Mr. Tai Chin Chun, as well as that between Power Strategy and Mr. Tai Chin Wen are disclosed in the notes under the section headed "Directors' interests and short positions in shares and underlying shares" above.

Save as disclosed above, as at 31 December 2017, no person, other than the Directors or the chief executive of the Company whose interests are set out under the sections headed "Directors' interests and short positions in shares and underlying shares" and "Share option scheme" above, had an interest or short position in the shares or underlying shares of the Company that was required to be recorded in the register pursuant to section 336 of the SFO.

DISCLOSURES PURSUANT TO RULE 13.21 OF THE RULES GOVERNING THE LISTING OF SECURITIES ON THE STOCK EXCHANGE (THE "LISTING RULES")

In accordance with the requirements of Rule 13.21 of the Listing Rules, disclosure is required in respect of the loan agreements of the Company and of a subsidiary of the Company, which contain covenants requiring performance obligations of the controlling shareholders of the Company.

Pursuant to the facility agreement dated 25 August 2017 and entered into among the Company and two other subsidiaries of the Company as guarantors, a wholly-owned subsidiary of the Company as the borrower and a syndicate of banks as lenders, a term loan facility in an aggregate sum of HK\$1,000.0 million for a term of three and a half years is made available to the subsidiary of the Company repayable in four equal instalments on the dates falling 24, 30, 36 and 42 months after the date of the facility agreement. An event of default would arise if, either of or taken together, Mr. Tai Chin Chun and Mr. Tai Chin Wen either: (i) do not or cease to own, directly or indirectly, at least 40% of the beneficial interest in the Company, carrying at least 40% of the voting right, free from any security interest; (ii) are not or cease to be the single largest shareholder of the Company, (iii) do not or cease to have management control of the Group or (iv) do not or cease to appoint or nominate the majority of the Board or is not the chairman of the Company, the commitments under the loan facility may be cancelled and all amounts outstanding under the loan facility may become immediately due and payable.

SUFFICIENCY OF PUBLIC FLOAT

Based on information that is publicly available to the Company and within the knowledge of the Directors, at least 25% of the Company's total issued share capital was held by the public as at the date of this report.

REPORT OF THE DIRECTORS

AUDITOR

The Company's auditor, Ernst & Young shall retire in the forthcoming annual general meeting of the Company. A resolution for their reappointment as auditor of the Company will be proposed at the forthcoming annual general meeting of the Company.

ON BEHALF OF THE BOARD

Tai Chin Chun

Chairman

Hong Kong

28 March 2018

INDEPENDENT AUDITOR'S REPORT



To the shareholders of Kam Hing International Holdings Limited
(Incorporated in the Cayman Islands with limited liability)

OPINION

We have audited the consolidated financial statements of Kam Hing International Holdings Limited (the “Company”) and its subsidiaries (the “Group”) set out on pages 38 to 113, which comprise the consolidated statement of financial position as at 31 December 2017, and the consolidated statement of profit or loss, the consolidated statement of comprehensive income, the consolidated statement of changes in equity and the consolidated statement of cash flows for the year then ended, and notes to the consolidated financial statements, including a summary of significant accounting policies.

In our opinion, the consolidated financial statements give a true and fair view of the consolidated financial position of the Group as at 31 December 2017, and of its consolidated financial performance and its consolidated cash flows for the year then ended in accordance with Hong Kong Financial Reporting Standards (“HKFRSs”) issued by the Hong Kong Institute of Certified Public Accountants (“HKICPA”) and have been properly prepared in compliance with the disclosure requirements of the Hong Kong Companies Ordinance.

BASIS FOR OPINION

We conducted our audit in accordance with Hong Kong Standards on Auditing (“HKSA”) issued by the HKICPA. Our responsibilities under those standards are further described in the *Auditor’s responsibilities for the audit of the consolidated financial statements* section of our report. We are independent of the Group in accordance with the HKICPA’s *Code of Ethics for Professional Accountants* (the “Code”), and we have fulfilled our other ethical responsibilities in accordance with the Code. We believe that the audit evidence we have obtained is sufficient and appropriate to provide a basis for our opinion.

KEY AUDIT MATTERS

Key audit matters are those matters that, in our professional judgement, were of most significance in our audit of the consolidated financial statements of the current period. These matters were addressed in the context of our audit of the consolidated financial statements as a whole, and in forming our opinion thereon, and we do not provide a separate opinion on these matters. For each matter below, our description of how our audit addressed the matter is provided in that context.

We have fulfilled the responsibilities described in the *Auditor’s responsibilities for the audit of the consolidated financial statements* section of our report, including in relation to these matters. Accordingly, our audit included the performance of procedures designed to respond to our assessment of the risks of material misstatement of the consolidated financial statements. The results of our audit procedures, including the procedures performed to address the matters below, provide the basis for our audit opinion on the accompanying consolidated financial statements.

INDEPENDENT AUDITOR'S REPORT

To the shareholders of Kam Hing International Holdings Limited

(Incorporated in the Cayman Islands with limited liability)

KEY AUDIT MATTERS (continued)

Key audit matter	How our audit addressed the key audit matter
Impairment assessment of accounts and bills receivables	
<p>Accounts and bills receivables accounted for 41% and 18% of the net assets value and total assets of the Group, respectively, which are significant to the consolidated statement of financial position of the Group as at 31 December 2017. Significant judgement is involved in the estimation of the collectability of future cash flows from individual debtors. Where the expectation is different from the original estimate, such difference will impact the carrying value of accounts and bills receivables and impairment allowance for accounts and bills receivables in the year in which such estimate has been changed.</p> <p>Details of accounts and bills receivables are disclosed in notes 3 and 19 to the financial statements.</p>	<p>We reviewed management's assessment on the recoverability of accounts and bills receivables balance with reference to various factors such as the ageing of accounts and bills receivables balances, the credit terms granted by the Group to respective customers, the historical repayments patterns from customers, and settlement received from customers subsequent to the end of the reporting period.</p>
Impairment assessment of inventories	
<p>Inventories accounted for 57% and 25% of the net asset value and total assets of the Group, respectively, which is significant to the consolidated statement of financial position of the Group as at 31 December 2017. Management's judgement is involved in the estimation of valuation of the inventories at the lower of cost and net realisable value, with reference to the selling price of inventories subsequent to the end of the reporting period and market information. Moreover, management's judgement is required in the estimation of obsolescence of inventories with reference to ageing and conditions of inventories, and the quantity of inventories sold subsequent to the end of the reporting period.</p> <p>Details of inventories are disclosed in notes 3 and 18 to the financial statements.</p>	<p>In assessing the impairment of inventories, we reviewed net realisable value of selected samples with reference to their selling price subsequent to the end of the reporting period or purchase orders placed by customers of the Group. Moreover, we considered the obsolescence of inventories with reference to their ageing and discussed with management for any impairment indication. We attended the physical inventory count and noted for any obsolescence items and observed the stock take procedures performed by management.</p> <p>We checked calculation accuracy of the inventory ageing against samples of goods receipt notes, inspected the sales invoices and purchase orders from customers for selling price subsequent to the end of the reporting period, and performed inventory ageing analysis.</p>

INDEPENDENT AUDITOR'S REPORT

To the shareholders of Kam Hing International Holdings Limited

(Incorporated in the Cayman Islands with limited liability)

Key audit matter	How our audit addressed the key audit matter
<i>Impairment assessment of goodwill</i>	
<p>The net carrying balance of goodwill of the Group amounted to HK\$3,072,000 as at 31 December 2017. The Group performs an impairment test for goodwill on an annual basis. Management's impairment assessment of goodwill involves estimation of the value in use of the cash-generating unit to which the goodwill is allocated. Management's assessment process involves significant judgement and estimates, including the estimation of the expected future cash flows from the cash-generating unit and the use of other assumptions that are sensitive to expected future market or economic conditions and the cash-generating unit's performance in the foreseeable future, such as the discount rate and growth rate.</p> <p>Details of goodwill are disclosed in notes 3 and 15 to the financial statements.</p>	<p>Our audit procedures included, among others, involving our valuation specialists to assist us in evaluating methodologies and key assumptions used by the management in the discounted cash flow projections, in particular, the discount rate and terminal growth rate. We compared the forecasts prepared by management with the historic performance of the cash-generating unit and the business development plan. We also focused on the Group's disclosures of goodwill in the consolidated financial statements.</p>

OTHER INFORMATION INCLUDED IN THE ANNUAL REPORT

The directors of the Company are responsible for the other information. The other information comprises the information included in the Annual Report, other than the consolidated financial statements and our auditor's report thereon.

Our opinion on the consolidated financial statements does not cover the other information and we do not express any form of assurance conclusion thereon.

In connection with our audit of the consolidated financial statements, our responsibility is to read the other information and, in doing so, consider whether the other information is materially inconsistent with the consolidated financial statements or our knowledge obtained in the audit or otherwise appears to be materially misstated. If, based on the work we have performed, we conclude that there is a material misstatement of this other information, we are required to report that fact. We have nothing to report in this regard.

RESPONSIBILITIES OF THE DIRECTORS FOR THE CONSOLIDATED FINANCIAL STATEMENTS

The directors of the Company are responsible for the preparation of the consolidated financial statements that give a true and fair view in accordance with HKFRSs issued by the HKICPA and the disclosure requirements of the Hong Kong Companies Ordinance, and for such internal control as the directors determine is necessary to enable the preparation of consolidated financial statements that are free from material misstatement, whether due to fraud or error.

In preparing the consolidated financial statements, the directors of the Company are responsible for assessing the Group's ability to continue as a going concern, disclosing, as applicable, matters related to going concern and using the going concern basis of accounting unless the directors of the Company either intend to liquidate the Group or to cease operations or have no realistic alternative but to do so.

The directors of the Company are assisted by the Audit Committee in discharging their responsibilities for overseeing the Group's financial reporting process.

INDEPENDENT AUDITOR'S REPORT

To the shareholders of Kam Hing International Holdings Limited

(Incorporated in the Cayman Islands with limited liability)

AUDITOR'S RESPONSIBILITIES FOR THE AUDIT OF THE CONSOLIDATED FINANCIAL STATEMENTS

Our objectives are to obtain reasonable assurance about whether the consolidated financial statements as a whole are free from material misstatement, whether due to fraud or error, and to issue an auditor's report that includes our opinion. Our report is made solely to you, as a body, and for no other purpose. We do not assume responsibility towards or accept liability to any other person for the contents of this report.

Reasonable assurance is a high level of assurance, but is not a guarantee that an audit conducted in accordance with HKSA's will always detect a material misstatement when it exists. Misstatements can arise from fraud or error and are considered material if, individually or in the aggregate, they could reasonably be expected to influence the economic decisions of users taken on the basis of these consolidated financial statements.

As part of an audit in accordance with HKSA's, we exercise professional judgement and maintain professional scepticism throughout the audit. We also:

- Identify and assess the risks of material misstatement of the consolidated financial statements, whether due to fraud or error, design and perform audit procedures responsive to those risks, and obtain audit evidence that is sufficient and appropriate to provide a basis for our opinion. The risk of not detecting a material misstatement resulting from fraud is higher than for one resulting from error, as fraud may involve collusion, forgery, intentional omissions, misrepresentations, or the override of internal control.
- Obtain an understanding of internal control relevant to the audit in order to design audit procedures that are appropriate in the circumstances, but not for the purpose of expressing an opinion on the effectiveness of the Group's internal control.
- Evaluate the appropriateness of accounting policies used and the reasonableness of accounting estimates and related disclosures made by the directors.
- Conclude on the appropriateness of the directors' use of the going concern basis of accounting and, based on the audit evidence obtained, whether a material uncertainty exists related to events or conditions that may cast significant doubt on the Group's ability to continue as a going concern. If we conclude that a material uncertainty exists, we are required to draw attention in our auditor's report to the related disclosures in the consolidated financial statements or, if such disclosures are inadequate, to modify our opinion. Our conclusions are based on the audit evidence obtained up to the date of our auditor's report. However, future events or conditions may cause the Group to cease to continue as a going concern.
- Evaluate the overall presentation, structure and content of the consolidated financial statements, including the disclosures, and whether the consolidated financial statements represent the underlying transactions and events in a manner that achieves fair presentation.
- Obtain sufficient appropriate audit evidence regarding the financial information of the entities or business activities within the Group to express an opinion on the consolidated financial statements. We are responsible for the direction, supervision and performance of the group audit. We remain solely responsible for our audit opinion.

INDEPENDENT AUDITOR'S REPORT

To the shareholders of Kam Hing International Holdings Limited

(Incorporated in the Cayman Islands with limited liability)

AUDITOR'S RESPONSIBILITIES FOR THE AUDIT OF THE CONSOLIDATED FINANCIAL STATEMENTS (continued)

We communicate with the Audit Committee regarding, among other matters, the planned scope and timing of the audit and significant audit findings, including any significant deficiencies in internal control that we identify during our audit.

We also provide the Audit Committee with a statement that we have complied with relevant ethical requirements regarding independence and to communicate with them all relationships and other matters that may reasonably be thought to bear on our independence, and where applicable, related safeguards.

From the matters communicated with the Audit Committee, we determine those matters that were of most significance in the audit of the consolidated financial statements of the current period and are therefore the key audit matters. We describe these matters in our auditor's report unless law or regulation precludes public disclosure about the matter or when, in extremely rare circumstances, we determine that a matter should not be communicated in our report because the adverse consequences of doing so would reasonably be expected to outweigh the public interest benefits of such communication.

The engagement partner on the audit resulting in this independent auditor's report is Law Fu Yuen, Patrick.

Ernst & Young

Certified Public Accountants

22/F CITIC Tower

1 Tim Mei Avenue, Central

Hong Kong

28 March 2018

CONSOLIDATED STATEMENT OF PROFIT OR LOSS

Year ended 31 December 2017

	Notes	2017 HK\$'000	2016 HK\$'000
REVENUE	5	4,192,896	3,662,622
Cost of sales		(3,675,927)	(3,155,131)
Gross profit		516,969	507,491
Other income and gains	5	49,884	34,706
Selling and distribution expenses		(112,601)	(115,492)
Administrative expenses		(304,996)	(309,740)
Other operating income/(expenses), net		(3,434)	18,747
Finance costs	6	(59,661)	(51,590)
PROFIT BEFORE TAX	7	86,161	84,122
Income tax expense	10	(23,247)	(10,520)
PROFIT FOR THE YEAR		62,914	73,602
Attributable to:			
Ordinary equity holders of the Company		64,575	74,995
Non-controlling interests		(1,661)	(1,393)
		62,914	73,602
EARNINGS PER SHARE ATTRIBUTABLE TO ORDINARY EQUITY HOLDERS OF THE COMPANY	12		
Basic		HK7.4 cents	HK8.6 cents
Diluted		HK7.4 cents	HK8.6 cents

CONSOLIDATED STATEMENT OF COMPREHENSIVE INCOME

Year ended 31 December 2017

	Note	2017 HK\$'000	2016 HK\$'000
PROFIT FOR THE YEAR		62,914	73,602
OTHER COMPREHENSIVE INCOME/(EXPENSES)			
Other comprehensive income/(expenses) may be reclassified to profit or loss in subsequent periods:			
Exchange differences:			
Exchange differences on translation of foreign operations		182,370	(236,057)
Realisation of exchange reserve upon deregistration of subsidiaries	41(j)	(1,740)	–
OTHER COMPREHENSIVE INCOME/(EXPENSES) FOR THE YEAR		180,630	(236,057)
TOTAL COMPREHENSIVE INCOME/(EXPENSES) FOR THE YEAR		243,544	(162,455)
Attributable to:			
Ordinary equity holders of the Company		243,186	(158,387)
Non-controlling interests		358	(4,068)
		243,544	(162,455)

CONSOLIDATED STATEMENT OF FINANCIAL POSITION

31 December 2017

	Notes	2017 HK\$'000	2016 HK\$'000
NON-CURRENT ASSETS			
Property, plant and equipment	13	2,050,261	1,970,431
Prepaid land lease payments	14	131,232	107,507
Goodwill	15	3,072	12,811
Interest in an associate	16	–	–
Prepayments		6,896	7,554
Long term receivables		31,633	30,843
Deposits paid	17	24,795	24,139
Deferred tax assets	25	4,409	4,100
Total non-current assets		2,252,298	2,157,385
CURRENT ASSETS			
Inventories	18	1,164,546	1,111,909
Accounts and bills receivables	19	846,745	572,633
Prepayments, deposits and other receivables		40,840	68,307
Equity investment at fair value through profit or loss	20	314	289
Tax recoverable		–	1,110
Pledged deposits	21	9,875	–
Cash and cash equivalents	21	421,723	475,532
Total current assets		2,484,043	2,229,780
CURRENT LIABILITIES			
Accounts and bills payables	22	660,460	637,623
Accrued liabilities and other payables		195,825	156,766
Due to an associate	16	2,706	2,706
Tax payable		23,181	16,898
Interest-bearing bank borrowings	23	706,820	844,304
Total current liabilities		1,588,992	1,658,297
NET CURRENT ASSETS		895,051	571,483
TOTAL ASSETS LESS CURRENT LIABILITIES		3,147,349	2,728,868

CONSOLIDATED STATEMENT OF FINANCIAL POSITION

31 December 2017

	Notes	2017 HK\$'000	2016 HK\$'000
NON-CURRENT LIABILITIES			
Interest-bearing bank borrowings	23	1,087,994	902,061
Deferred tax liabilities	25	7,465	7,737
Total non-current liabilities		1,095,459	909,798
Net assets		2,051,890	1,819,070
EQUITY			
Equity attributable to ordinary equity holders of the Company			
Issued capital	26	86,992	86,992
Reserves	28	1,963,166	1,733,062
		2,050,158	1,820,054
Non-controlling interests		1,732	(984)
Total equity		2,051,890	1,819,070

Tai Chin Chun
Director

Tai Chin Wen
Director

CONSOLIDATED STATEMENT OF CHANGES IN EQUITY

Year ended 31 December 2017

	Notes	Attributable to ordinary equity holders of the Company									
		Issued capital	Share premium account	Capital reserve	Statutory surplus reserve	Other reserve	Exchange reserve	Retained profits	Total	Non-controlling interests	Total equity
		HK\$'000	HK\$'000	HK\$'000	HK\$'000	HK\$'000	HK'000	HK\$'000	HK\$'000	HK\$'000	HK\$'000
At 1 January 2017		86,992	446,105	104,804	50,104	(12,093)	15,513	1,128,629	1,820,054	(984)	1,819,070
Profit/(loss) for the year		-	-	-	-	-	-	64,575	64,575	(1,661)	62,914
Other comprehensive income/(expenses) for the year:											
Exchange differences on translation of foreign operations		-	-	-	-	-	180,351	-	180,351	2,019	182,370
Realisation of exchange reserve upon deregistration of subsidiaries	7	-	-	-	-	-	(1,740)	-	(1,740)	-	(1,740)
Total comprehensive income for the year		-	-	-	-	-	178,611	64,575	243,186	358	243,544
Final 2016 dividend declared and paid		-	-	-	-	-	-	(13,049)	(13,049)	-	(13,049)
Disposal of partial interests in subsidiaries without losing control	41(h)	-	-	-	-	(33)	-	-	(33)	2,358	2,325
Transfer to statutory surplus reserve		-	-	-	3,274	-	-	(3,274)	-	-	-
At 31 December 2017		86,992	446,105*	104,804*	53,378*	(12,126)*	194,124*	1,176,881*	2,050,158	1,732	2,051,890

* These reserve accounts comprise the consolidated reserves of HK\$1,963,166,000 (2016: HK\$1,733,062,000) in the consolidated statement of financial position.

CONSOLIDATED STATEMENT OF CHANGES IN EQUITY

Year ended 31 December 2017

	Attributable to ordinary equity holders of the Company										
	Note	Issued	Share	Capital	Statutory	Other	Exchange	Retained	Total	Non-	Total
		capital	premium	reserve	surplus	reserve	reserve	profits	controlling	equity	
	HK\$'000	account	HK\$'000	reserve	HK\$'000	HK\$'000	HK\$'000	HK\$'000	interests	HK\$'000	
At 1 January 2016		86,992	446,105	104,804	49,115	(12,093)	248,895	1,067,672	1,991,490	33,214	2,024,704
Profit/(loss) for the year		-	-	-	-	-	-	74,995	74,995	(1,393)	73,602
Other comprehensive expenses for the year:											
Exchange differences on translation of foreign operations		-	-	-	-	-	(233,382)	-	(233,382)	(2,675)	(236,057)
Total comprehensive income/(expenses) for the year		-	-	-	-	-	(233,382)	74,995	(158,387)	(4,068)	(162,455)
Final 2015 dividend declared and paid		-	-	-	-	-	-	(13,049)	(13,049)	-	(13,049)
Dividends paid to non-controlling shareholders		-	-	-	-	-	-	-	-	(5,428)	(5,428)
Capital reduction of a non-wholly-owned subsidiary	29	-	-	-	-	-	-	-	-	(24,702)	(24,702)
Transfer to statutory surplus reserve		-	-	-	989	-	-	(989)	-	-	-
At 31 December 2016		86,992	446,105*	104,804*	50,104*	(12,093)*	15,513*	1,128,629*	1,820,054	(984)	1,819,070

CONSOLIDATED STATEMENT OF CASH FLOWS

Year ended 31 December 2017

	Notes	2017 HK\$'000	2016 HK\$'000
CASH FLOWS FROM OPERATING ACTIVITIES			
Profit before tax		86,161	84,122
Adjustments for:			
Bank interest income	5	(299)	(433)
Fair value gains:			
Equity investment at fair value through profit or loss	5	(25)	(21)
Derivative financial instruments – transactions not qualified as hedges but matured during the year	5	–	(121)
Finance costs	6	47,534	46,733
Amortisation of bank charges on syndicated loans	6	12,127	4,857
Depreciation of items of property, plant and equipment	7	312,366	322,993
Amortisation of prepaid land lease payments	7	3,052	2,591
Gain on disposal of items of property, plant and equipment, net	7	(524)	(19,369)
Impairment of accounts receivable	7	10,672	31,663
Write-back of impairment allowance for accounts receivable	7	(19,541)	(5,523)
Impairment of other receivables	7	86	903
Write-off of other receivables	7	–	258
Write-back of impairment of other receivables	7	(326)	(391)
Impairment of inventories	7	–	4,365
Write-back of impairment of inventories	7	(1,429)	–
Impairment of goodwill	7	9,064	–
Gain on deregistration of subsidiaries, net	7	(1,740)	–
		457,178	472,627
Increase in inventories		(51,208)	(87,860)
Decrease/(increase) in accounts and bills receivables		(265,243)	217,836
Decrease in prepayments, deposits and other receivables	31(a)(ii)	29,112	15,755
Increase in accounts and bills payables		22,837	40,336
Increase/(decrease) in accrued liabilities and other payables		39,059	(55,437)
Purchase of derivative financial instruments		–	(1,097)
upon maturity – transactions not qualified as hedges		–	(1,097)
Exchange realignment		60,739	(69,792)
Cash generated from operations		292,474	532,368
Interest received		299	433
Interest paid		(47,302)	(46,253)
Interest element of finance lease rental payments		(232)	(480)
Hong Kong profits tax refunded		262	73
Hong Kong profits tax paid		(111)	(3,804)
Overseas taxes paid		(17,455)	(14,907)
Net cash flows from operating activities		227,935	467,430

CONSOLIDATED STATEMENT OF CASH FLOWS

Year ended 31 December 2017

	Notes	2017 HK\$'000	2016 HK\$'000
CASH FLOWS FROM INVESTING ACTIVITIES			
Purchases of items of property, plant and equipment	13, 31(a)(i)	(259,786)	(276,582)
Prepayment of land leases		(20,695)	(34,987)
Proceeds from disposal of items of property, plant and equipment		722	21,379
Acquisition of a subsidiary	30	–	(46,271)
Proceeds from disposal of partial interests in subsidiaries without losing control	41(h)	2,325	–
Decrease in an amount due to an associate		–	(386)
Increase in long term receivables		(790)	(769)
Increase in deposits paid	31(a)(i)	(20,997)	(24,139)
Decrease/(increase) in pledged deposits		(9,875)	13,586
Net cash flows used in investing activities		(309,096)	(348,169)
CASH FLOWS FROM FINANCING ACTIVITIES			
Capital element of finance lease rental payments		(8,629)	(9,786)
Drawdown of bank loans		3,081,640	1,688,969
Repayment of bank loans		(3,036,689)	(1,791,485)
Dividend paid		(13,049)	(13,049)
Dividends paid to non-controlling shareholders		–	(5,428)
Refund to non-controlling shareholders		–	(24,702)
Net cash flows from/(used in) financing activities		23,273	(155,481)
NET DECREASE IN CASH AND CASH EQUIVALENTS			
Cash and cash equivalents at beginning of year		475,532	517,573
Effect of foreign exchange rate changes, net		4,079	(5,821)
CASH AND CASH EQUIVALENTS AT END OF YEAR			
		421,723	475,532
ANALYSIS OF BALANCES OF CASH AND CASH EQUIVALENTS			
Cash and cash equivalents as stated in the consolidated statement of financial position and the consolidated statement of cash flows	21	421,723	475,532

NOTES TO FINANCIAL STATEMENTS

31 December 2017

1. CORPORATE AND GROUP INFORMATION

The Company was incorporated as an exempted company with limited liability in the Cayman Islands on 26 November 2003 under the Companies Law, Cap. 22 (Law 3 of 1961, as consolidated and revised) of the Cayman Islands.

The principal place of business of the Company is located at 23A, TML Tower, No. 3 Hoi Shing Road, Tsuen Wan, New Territories, Hong Kong. The principal activity of the Company is investment holding. Details of the principal activities of the principal subsidiaries are set out in note 41 to the financial statements. There were no significant changes in the nature of the Group's principal activities during the year.

2.1 BASIS OF PREPARATION

These financial statements have been prepared in accordance with Hong Kong Financial Reporting Standards ("HKFRSs") (which include all Hong Kong Financial Reporting Standards, Hong Kong Accounting Standards ("HKASs") and Interpretations) issued by the Hong Kong Institute of Certified Public Accountants ("HKICPA"), accounting principles generally accepted in Hong Kong and the disclosure requirements of the Hong Kong Companies Ordinance. They have been prepared under the historical cost convention, except for an equity investment at fair value through profit or loss and derivative financial instruments which has been measured at fair value. These financial statements are presented in Hong Kong dollars ("HK\$") and all values are rounded to the nearest thousand except when otherwise indicated.

Basis of consolidation

The consolidated financial statements include the financial statements of the Company and its subsidiaries (collectively referred to as the "Group") for the year ended 31 December 2017. A subsidiary is an entity (including a structured entity), directly or indirectly, controlled by the Company. Control is achieved when the Group is exposed, or has rights, to variable returns from its involvement with the investee and has the ability to affect those returns through its power over the investee (i.e., existing rights that give the Group the current ability to direct the relevant activities of the investee).

When the Company has, directly or indirectly, less than a majority of the voting or similar rights of an investee, the Group considers all relevant facts and circumstances in assessing whether it has power over an investee, including:

- (a) the contractual arrangement with the other vote holders of the investee;
- (b) rights arising from other contractual arrangements; and
- (c) the Group's voting rights and potential voting rights.

The financial statements of the subsidiaries are prepared for the same reporting period as the Company, using consistent accounting policies. The results of subsidiaries are consolidated from the date on which the Group obtains control, and continue to be consolidated until the date that such control ceases.

NOTES TO FINANCIAL STATEMENTS

31 December 2017

2.1 BASIS OF PREPARATION (continued)

Basis of consolidation (continued)

Profit or loss and each component of other comprehensive income are attributed to the ordinary equity holders of the Company and to the non-controlling interests, even if this results in the non-controlling interests having a deficit balance. All intra-group assets and liabilities, equity, income, expenses and cash flows relating to transactions between members of the Group are eliminated in full on consolidation.

The Group reassesses whether or not it controls an investee if facts and circumstances indicate that there are changes to one or more of the three elements of control described above. A change in the ownership interest of a subsidiary, without a loss of control, is accounted for as an equity transaction.

If the Group loses control over a subsidiary, it derecognises (i) the assets (including goodwill) and liabilities of the subsidiary, (ii) the carrying amount of any non-controlling interest and (iii) the cumulative translation differences recorded in equity; and recognises (i) the fair value of the consideration received, (ii) the fair value of any investment retained and (iii) any resulting surplus or deficit in profit or loss. The Group's share of components previously recognised in other comprehensive income is reclassified to the consolidated statement of profit or loss or retained profits, as appropriate, on the same basis as would be required if the Group had directly disposed of the related assets or liabilities.

2.2 CHANGES IN ACCOUNTING POLICIES AND DISCLOSURES

The Group has adopted the following revised HKFRSs for the first time for the current year's financial statements.

Amendments to HKAS 7
Amendments to HKAS 12
Amendments to HKFRS 12
included in *Annual
Improvements to HKFRSs
2014-2016 Cycle*

*Disclosure Initiative
Recognition of Deferred Tax Assets for Unrealised Losses
Disclosure of Interests in Other Entities: Clarification of the Scope
of HKFRS 12*

None of the above amendments to HKFRSs has had a significant financial effect on these financial statements. Disclosure has been made in note 31(b) to the financial statements upon the adoption of amendments to HKAS 7, which require an entity to provide disclosures that enable users of financial statements to evaluate changes in liabilities arising from financing activities, including both changes arising from cash flows and non-cash changes.

NOTES TO FINANCIAL STATEMENTS

31 December 2017

2.3 ISSUED BUT NOT YET EFFECTIVE HONG KONG FINANCIAL REPORTING STANDARDS

The Group has not applied the following new and revised HKFRSs, that have been issued but are not yet effective, in these financial statements.

Amendments to HKFRS 2	<i>Classification and Measurement of Share-based Payment Transactions</i> ¹
Amendments to HKFRS 4	<i>Applying HKFRS 9 Financial Instruments with HKFRS 4 Insurance Contracts</i> ¹
HKFRS 9	<i>Financial Instruments</i> ¹
Amendments to HKFRS 9	<i>Prepayment Features with Negative Compensation</i> ²
Amendments to HKFRS 10 and HKAS 28 (2011)	<i>Sale or Contribution of Assets between an Investor and its Associate or Joint Venture</i> ⁴
HKFRS 15	<i>Revenue from Contracts with Customers</i> ¹
Amendments to HKFRS 15	<i>Clarifications to HKFRS 15 Revenue from Contracts with Customers</i> ¹
HKFRS 16	<i>Leases</i> ²
HKFRS 17	<i>Insurance Contracts</i> ³
Amendments to HKAS 28	<i>Long-term Interests in Associates and Joint Ventures</i> ²
Amendments to HKAS 40	<i>Transfers of Investment Property</i> ¹
HK(IFRIC)-Int 22	<i>Foreign Currency Transactions and Advance Consideration</i> ¹
HK(IFRIC)-Int 23	<i>Uncertainty over Income Tax Treatments</i> ²
<i>Annual Improvements 2014-2016 Cycle</i>	Amendments to HKFRS 1 and HKAS 28 ¹
<i>Annual Improvements 2015-2017 Cycle</i>	Amendments to HKFRS 3, HKFRS 11, HKAS 12 and HKAS 23 ²

¹ Effective for annual periods beginning on or after 1 January 2018

² Effective for annual periods beginning on or after 1 January 2019

³ Effective for annual periods beginning on or after 1 January 2021

⁴ No mandatory effective date yet determined but available for adoption

Further information about those HKFRSs that are expected to be applicable to the Group is as follows:

HKFRS 15, issued in July 2014, establishes a new five-step model to account for revenue arising from contracts with customers. Under HKFRS 15, revenue is recognised at an amount that reflects the consideration to which an entity expects to be entitled in exchange for transferring goods or services to a customer. The principles in HKFRS 15 provide a more structured approach for measuring and recognising revenue. The standard also introduces extensive qualitative and quantitative disclosure requirements, including disaggregation of total revenue, information about performance obligations, changes in contract asset and liability account balances between periods and key judgements and estimates. The standard will supersede all current revenue recognition requirements under HKFRSs. In June 2016, the HKICPA issued amendments to HKFRS 15 to address the implementation issues on identifying performance obligations, application guidance on principal versus agent and licences of intellectual property, and transition. The amendments are also intended to help ensure a more consistent application when entities adopt HKFRS 15 and decrease the cost and complexity of applying the standard. The Group has assessed the impact of this standard and expects that the standard will not have a significant impact, when applied, on the consolidated financial statements of the Group.

NOTES TO FINANCIAL STATEMENTS

31 December 2017

2.3 ISSUED BUT NOT YET EFFECTIVE HONG KONG FINANCIAL REPORTING STANDARDS

HKFRS 16, issued in May 2016, replaces HKAS 17 *Leases*, HK(IFRIC)-Int 4 *Determining whether an Arrangement contains a Lease*, HK(SIC)-Int 15 *Operating Leases – Incentives* and HK(SIC)-Int 27 *Evaluating the Substance of Transactions Involving the Legal Form of a Lease*. The standard sets out the principles for the recognition, measurement, presentation and disclosure of leases and requires lessees to recognise assets and liabilities for most leases. The standard includes two elective recognition exemptions for lessees – leases of low-value assets and short-term leases. At the commencement date of a lease, a lessee will recognise a liability to make lease payments (i.e., the lease liability) and an asset representing the right to use the underlying asset during the lease term (i.e., the right-of-use asset). The right-of-use asset is subsequently measured at cost less accumulated depreciation and any impairment losses unless the right-of-use asset meets the definition of investment property in HKAS 40, or relates to a class of property, plant and equipment to which the revaluation model is applied. The lease liability is subsequently increased to reflect the interest on the lease liability and reduced for the lease payments. Lessees will be required to separately recognise the interest expense on the lease liability and the depreciation expense on the right-of-use asset. Lessees will also be required to remeasure the lease liability upon the occurrence of certain events, such as change in the lease term and change in future lease payments resulting from a change in an index or rate used to determine those payments. Lessees will generally recognise the amount of the remeasurement of the lease liability as an adjustment to the right-of-use asset. Lessor accounting under HKFRS 16 is substantially unchanged from the accounting under HKAS 17. Lessors will continue to classify all leases using the same classification principle as in HKAS 17 and distinguish between operating leases and finance leases. HKFRS 16 requires lessees and lessors to make more extensive disclosures than under HKAS 17. Lessees can choose to apply the standard using either a full retrospective or a modified retrospective approach. The Group expects to adopt HKFRS 16 from 1 January 2019. The Group is currently assessing the impact of HKFRS 16 upon adoption and is considering whether it will choose to take advantage of the practical expedients available and which transition approach and reliefs will be adopted. As disclosed in note 32 to the financial statements, at 31 December 2017, the Group had future minimum lease payments under non-cancellable operating leases in aggregate of approximately HK\$52,339,000. Upon adoption of HKFRS 16, certain amounts included therein may need to be recognised as new right-of-use assets and lease liabilities. Further analysis, however, will be needed to determine the amount of new rights of use assets and lease liabilities to be recognised, including, but not limited to, any amounts relating to leases of low-value assets and short term leases, other practical expedients and reliefs chosen, and new leases entered into before the date of adoption.

In September 2014, the HKICPA issued the final version of HKFRS 9, bringing together all phases of the financial instruments project to replace HKAS 39 and all previous versions of HKFRS 9. The standard introduces new requirements for classification and measurement, impairment and hedge accounting. The Group will adopt HKFRS 9 from 1 January 2018. The Group will not restate comparative information and will recognise any transition adjustments against the opening balance of equity at 1 January 2018. During 2017, the Group has performed an assessment of the impact of the adoption of HKFRS 9. The Group does not expect that the adoption of HKFRS 9 will have a significant impact on the classification and measurement of its financial assets. The expected impacts arising from the adoption of HKFRS 9 relate to the impairment requirements and are summarised as follows:

HKFRS 9 requires an impairment on debt instruments recorded at amortised cost or at fair value through other comprehensive income, lease receivables, loan commitments and financial guarantee contracts that are not accounted for at fair value through profit or loss under HKFRS 9, to be recorded based on an expected credit loss model either on a twelve-month basis or a lifetime basis. The Group will apply the simplified approach and record lifetime expected losses that are estimated based on the present values of all cash shortfalls over the remaining life of all of its trade receivables.

NOTES TO FINANCIAL STATEMENTS

31 December 2017

2.3 ISSUED BUT NOT YET EFFECTIVE HONG KONG FINANCIAL REPORTING STANDARDS (continued)

The directors of the Company anticipate that the adoption of HKFRS 9 will have no significant impact on the financial performance and the financial position of the Group.

The Group is in the process of making an assessment of the impact of other aforementioned new and revised HKFRSs upon initial application but is not yet in a position to state whether these new and revised HKFRSs would have any significant impact on its financial performance and financial position.

2.4 SUMMARY OF SIGNIFICANT ACCOUNTING POLICIES

Investments in associates and joint ventures

An associate is an entity in which the Group has a long term interest of generally not less than 20% of the equity voting rights and over which it is in a position to exercise significant influence. Significant influence is the power to participate in the financial and operating policy decisions of the investee, but is not control or joint control over those policies.

A joint venture is a type of joint arrangement whereby the parties that have joint control of the arrangement have rights to the net assets of the joint venture. Joint control is the contractually agreed sharing of control of an arrangement, which exists only when decisions about the relevant activities require the unanimous consent of the parties sharing control.

The Group's interest in an associate is stated in the consolidated statement of financial position at the Group's share of net assets under the equity method of accounting, less any impairment losses.

Adjustments are made to bring into line any dissimilar accounting policies that may exist. The Group's share of the post-acquisition results and other comprehensive income of associates and joint ventures is included in the consolidated statement of profit or loss and consolidated other comprehensive income, respectively. In addition, when there has been a change recognised directly in the equity of the associate or joint venture, the Group recognises its share of any changes, when applicable, in the consolidated statement of changes in equity. Unrealised gains and losses resulting from transactions between the Group and its associates or joint ventures are eliminated to the extent of the Group's interests in the associates or joint ventures, except where unrealised losses provide evidence of an impairment of the assets transferred. Goodwill arising from the acquisition of associates or joint ventures is included as part of the Group's interests in associates or joint ventures.

If an interest in an associate becomes an interest in a joint venture or vice versa, the retained interest is not remeasured. Instead, the investment continues to be accounted for under the equity method. In all other cases, upon loss of significant influence over the associate or joint control over the joint venture, the Group measures and recognises any retained investment at its fair value. Any difference between the carrying amount of the associate or joint venture upon loss of significant influence or joint control and the fair value of the retained investment and proceeds from disposal is recognised in profit or loss.

NOTES TO FINANCIAL STATEMENTS

31 December 2017

2.4 SUMMARY OF SIGNIFICANT ACCOUNTING POLICIES (continued)

Business combinations and goodwill

Business combinations are accounted for using the acquisition method. The consideration transferred is measured at the acquisition date fair value which is the sum of the acquisition date fair values of assets transferred by the Group, liabilities assumed by the Group to the former owners of the acquiree and the equity interests issued by the Group in exchange for control of the acquiree. For each business combination, the Group elects whether to measure the non-controlling interests in the acquiree that are present ownership interests and entitle their holders to a proportionate share of net assets in the event of liquidation at fair value or at the proportionate share of the acquiree's identifiable net assets. All other components of non-controlling interests are measured at fair value. Acquisition-related costs are expensed as incurred.

When the Group acquires a business, it assesses the financial assets and liabilities assumed for appropriate classification and designation in accordance with the contractual terms, economic circumstances and pertinent conditions as at the acquisition date. This includes the separation of embedded derivatives in host contracts of the acquiree.

If the business combination is achieved in stages, the previously held equity interest is remeasured at its acquisition date fair value and any resulting gain or loss is recognised in profit or loss.

Any contingent consideration to be transferred by the acquirer is recognised at fair value at the acquisition date. Contingent consideration classified as an asset or liability is measured at fair value with changes in fair value recognised in profit or loss. Contingent consideration that is classified as equity is not remeasured and subsequent settlement is accounted for within equity.

Goodwill is initially measured at cost, being the excess of the aggregate of the consideration transferred, the amount recognised for non-controlling interests and any fair value of the Group's previously held equity interests in the acquiree over the identifiable net assets acquired and liabilities assumed. If the sum of this consideration and other items is lower than the fair value of the net assets acquired, the difference is, after reassessment, recognised in profit or loss as a gain on bargain purchase.

After initial recognition, goodwill is measured at cost less any accumulated impairment losses. Goodwill is tested for impairment annually or more frequently if events or changes in circumstances indicate that the carrying value may be impaired. The Group performs its annual impairment test of goodwill as at 31 December. For the purpose of impairment testing, goodwill acquired in a business combination is, from the acquisition date, allocated to each of the Group's cash-generating units, or groups of cash-generating units, that are expected to benefit from the synergies of the combination, irrespective of whether other assets or liabilities of the Group are assigned to those units or groups of units.

NOTES TO FINANCIAL STATEMENTS

31 December 2017

2.4 SUMMARY OF SIGNIFICANT ACCOUNTING POLICIES (continued)

Business combinations and goodwill (continued)

Impairment is determined by assessing the recoverable amount of the cash-generating unit (group of cash-generating units) to which the goodwill relates. Where the recoverable amount of the cash-generating unit (group of cash-generating units) is less than the carrying amount, an impairment loss is recognised. An impairment loss recognised for goodwill is not reversed in a subsequent period.

Where goodwill has been allocated to a cash-generating unit (or group of cash-generating units) and part of the operation within that unit is disposed of, the goodwill associated with the operation disposed of is included in the carrying amount of the operation when determining the gain or loss on the disposal. Goodwill disposed of in these circumstances is measured based on the relative value of the operation disposed of and the portion of the cash-generating unit retained.

Fair value measurement

The Group measures its equity investment at fair value through profit or loss and derivative financial instruments at fair value at the end of each reporting period. Fair value is the price that would be received to sell an asset or paid to transfer a liability in an orderly transaction between market participants at the measurement date. The fair value measurement is based on the presumption that the transaction to sell the asset or transfer the liability takes place either in the principal market for the asset or liability, or in the absence of a principal market, in the most advantageous market for the asset or liability. The principal or the most advantageous market must be accessible by the Group. The fair value of an asset or a liability is measured using the assumptions that market participants would use when pricing the asset or liability, assuming that market participants act in their economic best interest.

A fair value measurement of a non-financial asset takes into account a market participant's ability to generate economic benefits by using the asset in its highest and best use or by selling it to another market participant that would use the asset in its highest and best use.

The Group uses valuation techniques that are appropriate in the circumstances and for which sufficient data are available to measure fair value, maximising the use of relevant observable inputs and minimising the use of unobservable inputs.

All assets and liabilities for which fair value is measured or disclosed in the financial statements are categorised within the fair value hierarchy, described as follows, based on the lowest level input that is significant to the fair value measurement as a whole:

Level 1 – based on quoted prices (unadjusted) in active markets for identical assets or liabilities

Level 2 – based on valuation techniques for which the lowest level input that is significant to the fair value measurement is observable, either directly or indirectly

Level 3 – based on valuation techniques for which the lowest level input that is significant to the fair value measurement is unobservable

For assets and liabilities that are recognised in the financial statements on a recurring basis, the Group determines whether transfers have occurred between levels in the hierarchy by reassessing categorisation (based on the lowest level input that is significant to the fair value measurement as a whole) at the end of each reporting period.

NOTES TO FINANCIAL STATEMENTS

31 December 2017

2.4 SUMMARY OF SIGNIFICANT ACCOUNTING POLICIES (continued)

Impairment of non-financial assets

Where an indication of impairment exists, or when annual impairment testing for an asset is required (other than inventories, financial assets and deferred tax assets), the asset's recoverable amount is estimated. An asset's recoverable amount is the higher of the asset's or cash-generating unit's value in use and its fair value less costs of disposal, and is determined for an individual asset, unless the asset does not generate cash inflows that are largely independent of those from other assets or groups of assets, in which case the recoverable amount is determined for the cash-generating unit to which the asset belongs.

An impairment loss is recognised only if the carrying amount of an asset exceeds its recoverable amount. In assessing value in use, the estimated future cash flows are discounted to their present value using a pre-tax discount rate that reflects current market assessments of the time value of money and the risks specific to the asset. An impairment loss is charged to the statement of profit or loss in the period in which it arises in those expense categories consistent with the function of the impaired asset.

An assessment is made at the end of each reporting period as to whether there is an indication that previously recognised impairment losses may no longer exist or may have decreased. If such an indication exists, the recoverable amount is estimated. A previously recognised impairment loss of an asset other than goodwill is reversed only if there has been a change in the estimates used to determine the recoverable amount of that asset, but not to an amount higher than the carrying amount that would have been determined (net of any depreciation/ amortisation) had no impairment loss been recognised for the asset in prior years. A reversal of such an impairment loss is credited to the statement of profit or loss in the period in which it arises.

Related parties

A party is considered to be related to the Group if:

- (a) the party is a person or a close member of that person's family and that person
 - (i) has control or joint control over the Group;
 - (ii) has significant influence over the Group; or
 - (iii) is a member of the key management personnel of the Group or of a parent of the Group;

or

NOTES TO FINANCIAL STATEMENTS

31 December 2017

2.4 SUMMARY OF SIGNIFICANT ACCOUNTING POLICIES (continued)

Related parties (continued)

- (b) the party is an entity where any of the following conditions applies:
- (i) the entity and the Group are members of the same group;
 - (ii) one entity is an associate or joint venture of the other entity (or of a parent, subsidiary or fellow subsidiary of the other entity);
 - (iii) the entity and the Group are joint ventures of the same third party;
 - (iv) one entity is a joint venture of a third entity and the other entity is an associate of the third entity;
 - (v) the entity is a post-employment benefit plan for the benefit of employees of either the Group or an entity related to the Group;
 - (vi) the entity is controlled or jointly controlled by a person identified in (a);
 - (vii) a person identified in (a)(i) has significant influence over the entity or is a member of the key management personnel of the entity (or of a parent of the entity); and
 - (viii) the entity, or any member of a group of which it is a part, provides key management personnel services to the Group or to the parent of the Group.

Property, plant and equipment and depreciation

Property, plant and equipment, other than construction in progress, are stated at cost less accumulated depreciation and any impairment losses. The cost of an item of property, plant and equipment comprises its purchase price and any directly attributable costs of bringing the asset to its working condition and location for its intended use. Expenditure incurred after items of property, plant and equipment have been put into operation, such as repairs and maintenance, is normally charged to the statement of profit or loss in the period in which it is incurred. In situations where the recognition criteria are satisfied, the expenditure for a major inspection is capitalised in the carrying amount of the asset as a replacement. Where significant parts of property, plant and equipment are required to be replaced at intervals, the Group recognises such parts as individual assets with specific useful lives and depreciates them accordingly.

Depreciation is calculated on the straight-line basis to write off the cost of each item of property, plant and equipment to its residual value over its estimated useful life. The principal annual rates used for this purpose are as follows:

Leasehold land under finance leases	Over the lease terms
Buildings	5%-20%, or over the lease terms, whichever is shorter
Plant and machinery	10%
Furniture, fixtures and office equipment	12%-20%
Motor vehicles	20%

NOTES TO FINANCIAL STATEMENTS

31 December 2017

2.4 SUMMARY OF SIGNIFICANT ACCOUNTING POLICIES (continued)

Property, plant and equipment and depreciation (continued)

Where parts of an item of property, plant and equipment have different useful lives, the cost of that item is allocated on a reasonable basis among the parts and each part is depreciated separately. Residual values, useful lives and the depreciation method are reviewed, and adjusted if appropriate, at least at each financial year end.

An item of property, plant and equipment including any significant part initially recognised is derecognised upon disposal or when no future economic benefits are expected from its use or disposal. Any gain or loss on disposal or retirement recognised in the statement of profit or loss in the year the asset is derecognised is the difference between the net sale proceeds and the carrying amount of the relevant asset.

Construction in progress represents buildings, plant and machinery and equipment under construction, which is stated at cost less any impairment losses, and is not depreciated. Cost comprises the direct costs of construction during the period of construction. Construction in progress is reclassified to the appropriate category of property, plant and equipment when completed and ready for use.

Inventories

Inventories are stated at the lower of cost and net realisable value. Cost is determined on the first-in, first-out basis and, in the case of work in progress and finished goods, comprises direct materials, direct labour and an appropriate proportion of overheads. Net realisable value is based on estimated selling prices less any estimated costs to be incurred to completion and disposal.

Leased assets

Leases that transfer substantially all the rewards and risks of ownership of assets to the Group, other than legal title, are accounted for as finance leases. At the inception of a finance lease, the cost of the leased asset is capitalised at the present value of the minimum lease payments and recorded together with the obligation, excluding the interest element, to reflect the purchase and financing. Assets held under capitalised finance leases, including prepaid land lease payments under finance leases, are included in property, plant and equipment, and depreciated over the shorter of the lease terms and the estimated useful lives of the assets. Assets acquired through hire purchase contracts of a financing nature are accounted for as finance leases, but are depreciated over their estimated useful lives. The finance costs of such leases are charged to the statement of profit or loss so as to provide a constant periodic rate of charge over the lease terms.

Leases where substantially all the rewards and risks of ownership of assets remain with the lessor are accounted for as operating leases. Where the Group is the lessor, assets leased by the Group under operating leases are included in non-current assets, and rentals receivable under the operating leases are credited to the statement of profit or loss on the straight-line basis over the lease terms. Where the Group is the lessee, rentals payable under operating leases net of any incentives received from the lessor are charged to the statement of profit or loss on the straight-line basis over the lease terms.

Prepaid land lease payments under operating leases are initially stated at cost and subsequently recognised on the straight-line basis over the lease terms.

When the lease payments cannot be allocated reliably between the land and buildings elements, the entire lease payments are included in the cost of the land and buildings as a finance lease in property, plant and equipment.

NOTES TO FINANCIAL STATEMENTS

31 December 2017

2.4 SUMMARY OF SIGNIFICANT ACCOUNTING POLICIES (continued)

Investments and other financial assets

Initial recognition and measurement

Financial assets are classified, at initial recognition, as either financial assets at fair value through profit or loss, or loans and receivables, as appropriate. The Group determines the classification of its financial assets at initial recognition. When financial assets are recognised initially, they are measured at fair value plus transaction costs that are attributable to the acquisition of the financial assets, except in the case of financial assets recorded at fair value through profit or loss.

All regular way purchases and sales of financial assets are recognised on the trade date, that is, the date that the Group commits to purchase or sell the asset. Regular way purchases or sales are purchases or sales of financial assets that require delivery of assets within the period generally established by regulation or convention in the marketplace.

Subsequent measurement

The subsequent measurement of financial assets depends on their classification as follows:

Financial assets at fair value through profit or loss

Financial assets at fair value through profit or loss include financial assets held for trading. Financial assets are classified as held for trading if they are acquired for the purpose of sale in the near term. Derivatives are also classified as held for trading unless they are designated as effective hedging instruments as defined by HKAS 39.

Financial assets at fair value through profit or loss are carried in the statement of financial position at fair value with net changes in fair value recognised in the statement of profit or loss. These net fair value changes do not include any dividends or interest earned on these financial assets, which are recognised in accordance with the policy set out for "Revenue recognition" below.

Loans and receivables

Loans and receivables are non-derivative financial assets with fixed or determinable payments that are not quoted in an active market. After initial measurement, such assets are subsequently measured at amortised cost using the effective interest rate method less any allowance for impairment. Amortised cost is calculated by taking into account any discount or premium on acquisition and includes fees or costs that are an integral part of the effective interest rate. The effective interest rate amortisation and the loss arising from impairment are recognised in the statement of profit or loss.

NOTES TO FINANCIAL STATEMENTS

31 December 2017

2.4 SUMMARY OF SIGNIFICANT ACCOUNTING POLICIES (continued)

Impairment of financial assets

The Group assesses at the end of each reporting period whether there is objective evidence that a financial asset or a group of financial assets is impaired. An impairment exists if one or more events that occurred after the initial recognition of the asset have an impact on the estimated future cash flows of the financial asset or the group of financial assets that can be reliably estimated. Evidence of impairment may include indications that a debtor or a group of debtors is experiencing significant financial difficulty, default or delinquency in interest or principal payments, the probability that they will enter bankruptcy or other financial reorganisation and observable data indicating that there is a measurable decrease in the estimated future cash flows, such as changes in arrears or economic conditions that correlate with defaults.

Financial assets carried at amortised cost

For financial assets carried at amortised cost, the Group first assesses whether impairment exists individually for financial assets that are individually significant, or collectively for financial assets that are not individually significant. If the Group determines that no objective evidence of impairment exists for an individually assessed financial asset, whether significant or not, it includes the asset in a group of financial assets with similar credit risk characteristics and collectively assesses them for impairment. Assets that are individually assessed for impairment and for which an impairment loss is, or continues to be, recognised are not included in a collective assessment of impairment.

The amount of any impairment loss identified is measured as the difference between the asset's carrying amount and the present value of estimated future cash flows (excluding future credit losses that have not yet been incurred). The present value of the estimated future cash flows is discounted at the financial asset's original effective interest rate (i.e., the effective interest rate computed at initial recognition).

The carrying amount of the asset is reduced through the use of an allowance account and the loss is recognised in the statement of profit or loss. Interest income continues to be accrued on the reduced carrying amount using the rate of interest used to discount the future cash flows for the purpose of measuring the impairment loss. Loans and receivables together with any associated allowance are written off when there is no realistic prospect of future recovery and all collateral has been realised or has been transferred to the Group.

If, in a subsequent period, the amount of the estimated impairment loss increases or decreases because of an event occurring after the impairment was recognised, the previously recognised impairment loss is increased or reduced by adjusting the allowance account. If a write-off is later recovered, the recovery is credited to the statement of profit or loss.

NOTES TO FINANCIAL STATEMENTS

31 December 2017

2.4 SUMMARY OF SIGNIFICANT ACCOUNTING POLICIES (continued)

Derecognition of financial assets

A financial asset (or, where applicable, a part of a financial asset or part of a group of similar financial assets) is primarily derecognised (i.e., removed from the Group's consolidated statement of financial position) when:

- the rights to receive cash flows from the asset have expired; or
- the Group has transferred its rights to receive cash flows from the asset or has assumed an obligation to pay the received cash flows in full without material delay to a third party under a "pass-through" arrangement; and either (a) the Group has transferred substantially all the risks and rewards of the asset, or (b) the Group has neither transferred nor retained substantially all the risks and rewards of the asset, but has transferred control of the asset.

When the Group has transferred its rights to receive cash flows from an asset or has entered into a pass-through arrangement, it evaluates if and to what extent it has retained the risk and rewards of ownership of the asset. When it has neither transferred nor retained substantially all the risks and rewards of the asset nor transferred control of the asset, the Group continues to recognise the transferred asset to the extent of the Group's continuing involvement. In that case, the Group also recognises an associated liability. The transferred asset and the associated liability are measured on a basis that reflects the rights and obligations that the Group has retained.

Continuing involvement that takes the form of a guarantee over the transferred asset is measured at the lower of the original carrying amount of the asset and the maximum amount of consideration that the Group could be required to repay.

Financial liabilities

Initial recognition and measurement

Financial liabilities are classified, at initial recognition, as financial liabilities at fair value through profit or loss, or loans and borrowings, as appropriate.

All financial liabilities are recognised initially at fair value and, in the case of loans and borrowings, net of directly attributable transaction costs.

The Group's financial liabilities include accounts and bills payables, accrued liabilities and other payables, interest-bearing bank borrowings and an amount due to an associate.

Subsequent measurement

The subsequent measurement of financial liabilities depends on their classification as follows:

NOTES TO FINANCIAL STATEMENTS

31 December 2017

2.4 SUMMARY OF SIGNIFICANT ACCOUNTING POLICIES (continued)

Financial liabilities (continued)

Subsequent measurement (continued)

Loans and borrowings

After initial recognition, interest-bearing bank borrowings are subsequently measured at amortised cost, using the effective interest rate method unless the effect of discounting would be immaterial, in which case they are stated at cost. Gains and losses are recognised in the statement of profit or loss when the liabilities are derecognised as well as through the effective interest rate amortisation process.

Amortised cost is calculated by taking into account any discount or premium on acquisition and fees or costs that are an integral part of the effective interest rate. The effective interest rate amortisation is included in finance costs in the statement of profit or loss.

Derecognition of financial liabilities

A financial liability is derecognised when the obligation under the liability is discharged or cancelled, or expires.

When an existing financial liability is replaced by another from the same lender on substantially different terms, or the terms of an existing liability are substantially modified, such an exchange or modification is treated as a derecognition of the original liability and a recognition of a new liability, and the difference between the respective carrying amounts is recognised in the statement of profit or loss.

Offsetting of financial instruments

Financial assets and financial liabilities are offset and the net amount is reported in the statement of financial position if there is a currently enforceable legal right to offset the recognised amounts and there is an intention to settle on a net basis, or to realise the assets and settle the liabilities simultaneously.

Borrowing costs

Borrowing costs directly attributable to the acquisition, construction or production of qualifying assets, i.e., assets that necessarily take a substantial period of time to get ready for their intended use or sale, are capitalised as part of the cost of those assets. The capitalisation of such borrowing costs ceases when the assets are substantially ready for their intended use or sale. Investment income earned on the temporary investment of specific borrowings pending their expenditure on qualifying assets is deducted from the borrowing costs capitalised. All other borrowing costs are expensed in the period in which they are incurred. Borrowing costs consist of interest and other costs that an entity incurs in connection with the borrowing of funds.

NOTES TO FINANCIAL STATEMENTS

31 December 2017

2.4 SUMMARY OF SIGNIFICANT ACCOUNTING POLICIES (continued)

Derivative financial instruments and hedge accounting

Initial recognition and subsequent measurement

The Group uses derivative financial instruments, such as forward currency contracts, to hedge its foreign currency risk. Such derivative financial instruments are initially recognised at fair value on the date on which a derivative contract is entered into and are subsequently remeasured at fair value. Derivatives are carried as assets when the fair value is positive and as liabilities when the fair value is negative.

Any gains or losses arising from changes in fair value of derivatives are taken directly to the statement of profit or loss, except for the effective portion of cash flow hedges, which is recognised in other comprehensive income and later reclassified to profit or loss when the hedged item affects profit or loss.

Current versus non-current classification

Derivative instruments that are not designated as effective hedging instruments are classified as current or non-current or separated into current and non-current portions based on an assessment of the facts and circumstances (i.e., the underlying contracted cash flows).

- Where the Group expects to hold a derivative as an economic hedge (and does not apply hedge accounting) for a period beyond 12 months after the end of the reporting period, the derivative is classified as non-current (or separated into current and non-current portions) consistently with the classification of the underlying item.
- Embedded derivatives that are not closely related to the host contract are classified consistently with the cash flows of the host contract.
- Derivative instruments that are designated as, and are effective hedging instruments, are classified consistently with the classification of the underlying hedged item. The derivative instruments are separated into current and non-current portions only if a reliable allocation can be made.

Cash and cash equivalents

For the purpose of the consolidated statement of cash flows, cash and cash equivalents comprise cash on hand and demand deposits, and short-term highly liquid investments that are readily convertible into known amounts of cash, are subject to an insignificant risk of changes in value, and have a short maturity of generally within three months when acquired, less bank overdrafts which are repayable on demand and form an integral part of the Group's cash management.

For the purpose of the consolidated statement of financial position, cash and cash equivalents comprise cash on hand and at banks, including term deposits, which are not restricted as to use.

NOTES TO FINANCIAL STATEMENTS

31 December 2017

2.4 SUMMARY OF SIGNIFICANT ACCOUNTING POLICIES (continued)

Provisions

A provision is recognised when a present obligation (legal or constructive) has arisen as a result of a past event and it is probable that a future outflow of resources will be required to settle the obligation, provided that a reliable estimate can be made of the amount of the obligation.

When the effect of discounting is material, the amount recognised for a provision is the present value at the end of the reporting period of the future expenditures expected to be required to settle the obligation. The increase in the discounted present value amount arising from the passage of time is included in finance costs in the statement of profit or loss.

Income tax

Income tax comprises current and deferred tax. Income tax relating to items recognised outside profit or loss is recognised either in other comprehensive income or directly in equity.

Current tax assets and liabilities are measured at the amount expected to be recovered from or paid to the taxation authorities, based on tax rates (and tax laws) that have been enacted or substantively enacted by the end of the reporting period, taking into consideration interpretations and practices prevailing in the countries in which the Group operates.

Deferred tax is provided, using the liability method, on all temporary differences at the end of the reporting period between the tax bases of assets and liabilities and their carrying amounts for financial reporting purposes.

Deferred tax liabilities are recognised for all taxable temporary differences, except:

- when the deferred tax liability arises from the initial recognition of goodwill or an asset or liability in a transaction that is not a business combination and, at the time of the transaction, affects neither the accounting profit nor taxable profit or loss; and
- in respect of taxable temporary differences associated with investments in subsidiaries and an associate, when the timing of the reversal of the temporary differences can be controlled and it is probable that the temporary differences will not reverse in the foreseeable future.

NOTES TO FINANCIAL STATEMENTS

31 December 2017

2.4 SUMMARY OF SIGNIFICANT ACCOUNTING POLICIES (continued)

Income tax (continued)

Deferred tax assets are recognised for all deductible temporary differences, the carryforward of unused tax credits and any unused tax losses. Deferred tax assets are recognised to the extent that it is probable that taxable profit will be available against which the deductible temporary differences, the carryforward of unused tax credits and unused tax losses can be utilised, except:

- when the deferred tax asset relating to the deductible temporary differences arises from the initial recognition of an asset or liability in a transaction that is not a business combination and, at the time of the transaction, affects neither the accounting profit nor taxable profit or loss; and
- in respect of deductible temporary differences associated with investments in subsidiaries and an associate, deferred tax assets are only recognised to the extent that it is probable that the temporary differences will reverse in the foreseeable future and taxable profit will be available against which the temporary differences can be utilised.

The carrying amount of deferred tax assets is reviewed at the end of each reporting period and reduced to the extent that it is no longer probable that sufficient taxable profit will be available to allow all or part of the deferred tax asset to be utilised. Unrecognised deferred tax assets are reassessed at the end of each reporting period and are recognised to the extent that it has become probable that sufficient taxable profit will be available to allow all or part of the deferred tax asset to be recovered.

Deferred tax assets and liabilities are measured at the tax rates that are expected to apply to the period when the asset is realised or the liability is settled, based on tax rates (and tax laws) that have been enacted or substantively enacted by the end of the reporting period.

Deferred tax assets and deferred tax liabilities are offset if and only if the Group has a legally enforceable right to set off current tax assets and current tax liabilities and the deferred tax assets and deferred tax liabilities relate to income taxes levied by the same taxation authority on either the same taxable entity or different taxable entities which intend either to settle current tax liabilities and assets on a net basis, or to realise the assets and settle the liabilities simultaneously, in each future period in which significant amounts of deferred tax liabilities or assets are expected to be settled or recovered.

Government grants

Government grants are recognised at their fair value where there is reasonable assurance that the grant will be received and all attaching conditions will be complied with. When the grant relates to an expense item, it is recognised as income on a systematic basis over the periods that the costs, which it is intended to compensate, are expensed.

NOTES TO FINANCIAL STATEMENTS

31 December 2017

2.4 SUMMARY OF SIGNIFICANT ACCOUNTING POLICIES (continued)

Revenue recognition

Revenue is recognised when it is probable that the economic benefits will flow to the Group and when the revenue can be measured reliably, on the following bases:

- (i) from the sale of goods, when the significant risks and rewards of ownership have been transferred to the buyer, provided that the Group maintains neither managerial involvement to the degree usually associated with ownership, nor effective control over the goods sold;
- (ii) from the rendering of services, when the relevant services have been rendered;
- (iii) rental income, on a time proportion basis over the lease terms;
- (iv) interest income, on an accrual basis using the effective interest method by applying the rate that discounts the estimated future cash receipts over the expected life of the financial instrument to the net carrying amount of the financial asset; and
- (v) dividend income, when the shareholders' right to receive payment has been established.

Employee benefits

Share-based payments

The Company operates a share option scheme for the purpose of providing incentives and rewards to eligible participants who contribute to the success of the Group's operations. Employees (including directors) of the Group receive remuneration in the form of share-based payments, whereby employees render services as consideration for equity instruments ("equity-settled transactions").

The cost of equity-settled transactions with employees for grants is measured by reference to the fair value at the date at which they are granted. The fair value is determined by an external professionally qualified valuer using the binomial/Black-Scholes option pricing model, further details of which are given in note 27 to the financial statements.

The cost of equity-settled transactions is recognised in employee benefit expense, together with a corresponding increase in equity, over the period in which the performance and/or service conditions are fulfilled. The cumulative expense recognised for equity-settled transactions at the end of each reporting period until the vesting date reflects the extent to which the vesting period has expired and the Group's best estimate of the number of equity instruments that will ultimately vest. The charge or credit to the statement of profit or loss for a period represents the movement in the cumulative expense recognised as at the beginning and end of that period.

Service and non-market performance conditions are not taken into account when determining the grant date fair value of awards, but the likelihood of the conditions being met is assessed as part of the Group's best estimate of the number of equity instruments that will ultimately vest. Market performance conditions are reflected within the grant date fair value. Any other conditions attached to an award, but without an associated service requirement, are considered to be non-vesting conditions. Non-vesting conditions are reflected in the fair value of an award and lead to an immediate expensing of an award unless there are also service and/or performance conditions.

NOTES TO FINANCIAL STATEMENTS

31 December 2017

2.4 SUMMARY OF SIGNIFICANT ACCOUNTING POLICIES (continued)

Employee benefits (continued)

Share-based payments (continued)

For awards that do not ultimately vest because non-market performance and/or service conditions have not been met, no expense is recognised. Where awards include a market or non-vesting condition, the transactions are treated as vesting irrespective of whether the market or non-vesting condition is satisfied, provided that all other performance and/or service conditions are satisfied.

Where the terms of an equity-settled award are modified, as a minimum an expense is recognised as if the terms had not been modified, if the original terms of the award are met. In addition, an expense is recognised for any modification that increases the total fair value of the share-based payments, or is otherwise beneficial to the employee as measured at the date of modification.

Where an equity-settled award is cancelled, it is treated as if it had vested on the date of cancellation, and any expense not yet recognised for the award is recognised immediately. This includes any award where non-vesting conditions within the control of either the Group or the employee are not met. However, if a new award is substituted for the cancelled award, and is designated as a replacement award on the date that it is granted, the cancelled and new awards are treated as if they were a modification of the original award, as described in the previous paragraph.

The dilutive effect of outstanding options is reflected as additional share dilution in the computation of earnings per share.

Pension schemes and other retirement benefits

The Group operates a defined contribution Mandatory Provident Fund retirement benefit scheme (the "MPF Scheme") under the Mandatory Provident Fund Schemes Ordinance for all of its employees who are eligible to participate in the MPF Scheme. Contributions are made based on a percentage of the employees' basic salaries and are charged to the statement of profit or loss as they become payable in accordance with the rules of the MPF Scheme. The assets of the MPF Scheme are held separately from those of the Group in an independently administered fund. The Group's employer contributions vest fully with the employees when contributed into the MPF Scheme, in accordance with the rules of the MPF Scheme.

The employees of the Group's subsidiaries which operate in Mainland China are required to participate in a central pension scheme operated by the local municipal government. These subsidiaries are required to contribute a certain percentage of their payroll costs to the central pension scheme. The contributions are charged to the statement of profit or loss as they become payable in accordance with the rules of the central pension scheme.

Staff benefits are also provided to the staff working in other countries according to the respective countries' statutory requirements.

NOTES TO FINANCIAL STATEMENTS

31 December 2017

2.4 SUMMARY OF SIGNIFICANT ACCOUNTING POLICIES (continued)

Foreign currencies

These financial statements are presented in Hong Kong dollars, which is the Company's functional currency. Each entity in the Group determines its own functional currency and items included in the financial statements of each entity are measured using that functional currency. Foreign currency transactions recorded by the entities in the Group are initially recorded using their respective functional currency rates prevailing at the dates of the transactions. Monetary assets and liabilities denominated in foreign currencies are translated at the functional currency rates of exchange ruling at the end of the reporting period. Differences arising on settlement or translation of monetary items are recognised in the statement of profit or loss.

Non-monetary items that are measured in terms of historical cost in a foreign currency are translated using the exchange rates at the dates of the initial transactions. Non-monetary items measured at fair value in a foreign currency are translated using the exchange rates at the date when the fair value was measured. The gain or loss arising on translation of a non-monetary item measured at fair value is treated in line with the recognition of the gain or loss on change in fair value of the item (i.e., translation difference on the item whose fair value gain or loss is recognised in other comprehensive income or statement of profit or loss is also recognised in other comprehensive income or statement of profit or loss, respectively).

The functional currencies of certain overseas subsidiaries are currencies other than the Hong Kong dollar. As at the end of the reporting period, the assets and liabilities of these entities are translated into Hong Kong dollars at the exchange rates prevailing at the end of the reporting period and their statements of profit or loss are translated into Hong Kong dollars at the weighted average exchange rates for the year. The resulting exchange differences are recognised in other comprehensive income and accumulated in a separate component of equity. On disposal of a foreign operation, the component of other comprehensive income relating to that particular foreign operation is recognised in the statement of profit or loss.

Any goodwill arising on the acquisition of a foreign operation and any fair value adjustments to the carrying amounts of assets and liabilities arising on acquisition are treated as assets and liabilities of the foreign operation and translated at the closing rate.

For the purpose of the consolidated statement of cash flows, the cash flows of overseas subsidiaries are translated into Hong Kong dollars at the exchange rates ruling at the dates of the cash flows. Frequently recurring cash flows of overseas subsidiaries which arise throughout the year are translated into Hong Kong dollars at the weighted average exchange rates for the year.

Research and development costs

All research costs are charged to the statement of profit or loss as incurred.

Expenditure incurred on projects to develop new products is capitalised and deferred only when the Group can demonstrate the technical feasibility of completing the intangible asset so that it will be available for use or sale, its intention to complete and its ability to use or sell the asset, how the asset will generate future economic benefits, the availability of resources to complete the project and the ability to measure reliably the expenditure during the development. Product development expenditure which does not meet these criteria is expensed when incurred.

NOTES TO FINANCIAL STATEMENTS

31 December 2017

3. SIGNIFICANT ACCOUNTING JUDGEMENTS AND ESTIMATES

The preparation of the Group's financial statements requires management to make judgements, estimates and assumptions that affect the reported amounts of revenues, expenses, assets and liabilities, and their accompanying disclosures, and the disclosure of contingent liabilities. Uncertainty about these assumptions and estimates could result in outcomes that could require a material adjustment to the carrying amounts of the assets or liabilities affected in the future.

Judgements

In the process of applying the Group's accounting policies, management has made the following judgements, apart from those involving estimations, which have the most significant effect on the amounts recognised in the financial statements:

Classification between investment properties and owner-occupied properties

The Group determines whether a property qualifies as an investment property, and has developed criteria in making that judgement. Investment property is a property held to earn rentals or for capital appreciation or both. Therefore, the Group considers whether a property generates cash flows largely independently of the other assets held by the Group.

Some properties comprise a portion that is held to earn rentals or for capital appreciation and another portion that is held for use in the production or supply of goods or services or for administrative purposes. If these portions could be sold separately, the Group accounts for the portions separately. If these portions could not be sold separately or leased out separately under a finance lease, the property is an investment property only if an insignificant portion is held for use in the production or supply of goods or services or for administrative purposes. Otherwise, the property is classified as an owner-occupied property.

Judgement is made on an individual property basis to determine whether ancillary services are so significant that a property does not qualify as an investment property.

Impairment of assets

In determining whether an asset is impaired or the event previously causing the impairment no longer exists, the Group has to exercise judgement in the area of asset impairment, particularly in assessing: (1) whether an event has occurred that may affect the asset value or such event affecting the asset value has not been in existence; (2) whether the carrying value of an asset can be supported by the net present value of future cash flows which are estimated based upon the continued use of the asset or derecognition; and (3) the appropriate key assumptions to be applied in preparing cash flow projections including whether these cash flow projections are discounted using an appropriate rate. Changing the assumptions selected by management to determine the level of impairment, including the discount rates or the growth rate assumptions in the cash flow projections, could materially affect the net present value used in the impairment test.

Withholding taxes arising from the distributions of dividends

The Group's determination as to whether to accrue for withholding taxes arising from the distributions of dividends from certain subsidiaries according to the relevant tax jurisdictions is subject to judgement on the timing of the payment of the dividend. The Group considers that if the profits will not be distributed in the foreseeable future, then no withholding taxes should be provided.

NOTES TO FINANCIAL STATEMENTS

31 December 2017

3. SIGNIFICANT ACCOUNTING JUDGEMENTS AND ESTIMATES (continued)

Estimation uncertainty

The key assumptions concerning the future and other key sources of estimation uncertainty at the end of the reporting period, which may cause an adjustment to the carrying amounts of assets and liabilities within the next financial year, are discussed below.

Impairment of goodwill

The Group determines whether goodwill is impaired at least on an annual basis. This requires an estimation of the value in use of the cash-generating units to which the goodwill is allocated. Estimating the value in use requires the Group to make an estimate of the expected future cash flows from the cash-generating units and also to choose a suitable discount rate in order to calculate the present value of those cash flows. The carrying amount of goodwill at 31 December 2017 was HK\$3,072,000 (2016: HK\$12,811,000). Further details are given in note 15.

Impairment allowance for accounts and bills receivables

The Group makes impairment allowance for accounts and bills receivables based on an assessment of the recoverability of accounts and bills receivables. Allowances are applied to accounts and bills receivables where events or changes in circumstances indicate that the balances may not be collectible. The identification of doubtful debts requires the use of judgement and estimates. Where the expectation is different from the original estimate, such difference will impact the carrying value of accounts and bills receivables and impairment allowance for accounts and bills receivables in the year in which such estimate has been changed.

Impairment of inventories

Management of the Group reviews the inventory ageing analysis at the end of each reporting period. This involves comparison of the carrying value of the aged inventory items with the respective fair value less costs to sell. The purpose is to ascertain whether impairment is required to be made in the financial statements for any obsolete and slow-moving items. In addition, physical counts on all inventories are carried out on a periodic basis in order to determine whether impairment needs to be made in respect of any obsolete and defective inventories identified.

4. OPERATING SEGMENT INFORMATION

For management purposes, the Group is organised into business units based on their products and services and has two reportable operating segments as follows:

- (a) the fabric products segment engages in the production and sale of knitted fabric and dyed yarn and the provision of related subcontracting services; and
- (b) the "others" segment includes the production and sale of garment products and the provision of related subcontracting services, the provision of sewage treatment service, and the provision of air and ocean freight handling services and mining.

Management monitors the results of the Group's operating segments separately for the purpose of making decisions about resources allocation and performance assessment. Segment performance is evaluated based on reportable segment profit/(loss), which is a measure of adjusted profit/(loss) before tax.

Intersegment revenue and transfers are transacted with reference to the selling prices used for sales made to third parties at the then prevailing market prices.

NOTES TO FINANCIAL STATEMENTS

31 December 2017

4. OPERATING SEGMENT INFORMATION (continued)

Year ended 31 December 2017

	Fabric HK\$'000	Others HK\$'000	Total HK\$'000
Segment revenue:			
Revenue from external customers	4,181,729	11,167	4,192,896
Segment profit/(loss)	149,673	(5,890)	143,783
Bank interest income	295	4	299
Finance costs	(59,639)	(22)	(59,661)
Gain/(loss) on deregistration of subsidiaries, net	(77)	1,817	1,740
Profit/(loss) before tax	90,252	(4,091)	86,161
Income tax credit/(expense)	(23,580)	333	(23,247)
Profit/(loss) for the year	66,672	(3,758)	62,914
Assets and liabilities			
Segment assets	4,630,458	101,474	4,731,932
Deferred tax assets	4,409	–	4,409
Total assets	4,634,867	101,474	4,736,341
Segment liabilities	2,651,106	25,880	2,676,986
Deferred tax liabilities	600	6,865	7,465
Total liabilities	2,651,706	32,745	2,684,451
Other segment information:			
Depreciation and amortisation	310,658	4,760	315,418
Gain on disposal of items of property, plant and equipment, net	(524)	–	(524)
Impairment of accounts receivable	10,672	–	10,672
Write-back of impairment allowance for accounts receivable	(19,541)	–	(19,541)
Impairment of other receivables	–	86	86
Write-back of impairment of other receivables	(267)	(59)	(326)
Write-back of impairment of inventories	(1,429)	–	(1,429)
Impairment of goodwill	–	9,064	9,064
Capital expenditure*	300,691	21,128	321,819

* Capital expenditure consists of additions of and deposits for property, plant and equipment, additions of prepaid land lease payments and deposit for land use right.

NOTES TO FINANCIAL STATEMENTS

31 December 2017

4. OPERATING SEGMENT INFORMATION (continued)

Year ended 31 December 2016

	Fabric HK\$'000	Others HK\$'000	Total HK\$'000
Segment revenue:			
Revenue from external customers	3,662,622	–	3,662,622
Segment profit/(loss)	137,853	(2,574)	135,279
Bank interest income	426	7	433
Finance costs	(51,590)	–	(51,590)
Profit/(loss) before tax	86,689	(2,567)	84,122
Income tax credit/(expense)	(10,538)	18	(10,520)
Profit/(loss) for the year	76,151	(2,549)	73,602
Assets and liabilities			
Segment assets	4,300,579	82,486	4,383,065
Deferred tax assets	4,100	–	4,100
Total assets	4,304,679	82,486	4,387,165
Segment liabilities	2,553,638	6,720	2,560,358
Deferred tax liabilities	854	6,883	7,737
Total liabilities	2,554,492	13,603	2,568,095
Other segment information:			
Depreciation and amortisation	323,495	2,089	325,584
Loss/(gain) on disposal of items of property, plant and equipment, net	(19,378)	9	(19,369)
Impairment of accounts receivable	31,663	–	31,663
Write-back of impairment allowance for accounts receivable	(5,523)	–	(5,523)
Impairment of other receivables	618	285	903
Write-off of other receivables	258	–	258
Write-back of impairment of other receivables	–	(391)	(391)
Impairment of inventories	4,365	–	4,365
Capital expenditure*	358,355	51,821	410,176

* Capital expenditure consists of additions of and deposits for property, plant and equipment, and additions of prepaid land lease payments including assets from the acquisition of a subsidiary during the year ended 31 December 2016.

NOTES TO FINANCIAL STATEMENTS

31 December 2017

4. OPERATING SEGMENT INFORMATION (continued)

Geographical information

(a) Revenue from external customers

	2017 HK\$'000	2016 HK\$'000
Mainland China	1,164,948	716,791
Korea	1,073,189	844,485
Hong Kong	503,827	627,665
Taiwan	406,489	415,318
Singapore	325,706	428,163
Others	718,737	630,200
	4,192,896	3,662,622

The revenue information above is based on the locations of the customers.

(b) Non-current assets

	2017 HK\$'000	2016 HK\$'000
Mainland China	2,106,854	2,029,471
Hong Kong	94,174	92,908
Cambodia	15,165	–
Singapore	57	52
Others	6	11
	2,216,256	2,122,442

The non-current assets information above is based on the locations of the assets and excludes long term receivables and deferred tax assets.

Information about a major customer

During the years ended 31 December 2017 and 2016, the revenue from the Group's largest customer amounted to less than 10% of the Group's total revenue.

NOTES TO FINANCIAL STATEMENTS

31 December 2017

5. REVENUE, OTHER INCOME AND GAINS

Revenue represents the net invoiced value of goods sold, after allowances for returns and trade discounts, and services rendered by the Group.

An analysis of revenue, other income and gains is as follows:

	Note	2017 HK\$'000	2016 HK\$'000
Revenue			
Production and sale of knitted fabric and dyed yarn and provision of related subcontracting services		4,181,729	3,662,622
Production and sale of garment products and provision of related subcontracting services		11,167	–
		4,192,896	3,662,622
Other income			
Fee income from freight handling services		8,759	7,268
Bank interest income		299	433
Gross rental income		465	420
Subsidy income from the People's Republic of China (the "PRC") government	7	9,365	1,172
Others		30,971	25,271
		49,859	34,564
Gains			
Fair value gains:			
Equity investment at fair value through profit or loss – held for trading	7	25	21
Derivative financial instruments – transactions not qualified as hedges but matured during the year	7	–	121
		25	142
Other income and gains		49,884	34,706

6. FINANCE COSTS

An analysis of finance costs is as follows:

	2017 HK\$'000	2016 HK\$'000
Interest on bank loans and overdrafts	47,302	46,253
Interest on finance leases	232	480
Amortisation of bank charges on syndicated loans	12,127	4,857
	59,661	51,590

NOTES TO FINANCIAL STATEMENTS

31 December 2017

7. PROFIT BEFORE TAX

The Group's profit before tax is arrived at after charging/(crediting):

	Notes	2017 HK\$'000	2016 HK\$'000
Cost of inventories sold and services provided		3,675,927	3,155,131
Auditor's remuneration		3,638	3,478
Research and development costs		12,518	13,169
Depreciation of items of property, plant and equipment	13	312,366	322,993
Amortisation of prepaid land lease payments	14	3,052	2,591
Employee benefit expense (excluding directors' remuneration – note 8):			
Wages and salaries		453,519	432,671
Pension scheme contributions		56,997	51,635
		510,516	484,306
Minimum lease payments under operating leases		7,157	6,789
Gain on disposal of items of property, plant and equipment, net*		(524)	(19,369)
Impairment of accounts receivable*	19	10,672	31,663
Write-back of impairment allowance for accounts receivable*	19	(19,541)	(5,523)
Impairment of other receivables*/***		86	903
Write-off of other receivables*		–	258
Write-back of impairment of other receivables*		(326)	(391)
Impairment of inventories**		–	4,365
Write-back of impairment of inventories**		(1,429)	–
Impairment of goodwill*	15	9,064	–
Gain on deregistration of subsidiaries, net*	41(j)	(1,740)	–
Fair value gains:			
Equity investment at fair value through profit or loss – held for trading		(25)	(21)
Derivative financial instruments – transactions not qualified as hedges but matured during the year****		–	(121)
Foreign exchange differences, net*		32	(31,565)
Subsidy income from the PRC government*****		(9,365)	(1,172)

* These amounts are included in "Other operating income/(expenses), net" on the face of the consolidated statement of profit or loss.

** These amounts are included in "Cost of sales" on the face of the consolidated statement of profit or loss.

*** Included in the above impairment allowance for other receivables is an allowance for other receivables of HK\$86,000 (2016: HK\$903,000) with a carrying amount of HK\$213,000 (2016: HK\$1,027,000) before impairment allowance. The impaired other receivables were not expected to be recovered.

**** The Group entered into various forward currency contracts to manage its exchange rate exposures. These forward currency contracts were not designated for hedge purposes and are measured at fair value through profit or loss.

***** There are no unfulfilled conditions or contingencies relating to these grants.

NOTES TO FINANCIAL STATEMENTS

31 December 2017

7. PROFIT BEFORE TAX (continued)

The cost of inventories sold and services provided includes depreciation, staff costs and impairment/(write-back of impairment) of inventories of HK\$686,470,000 (2016: HK\$673,247,000), which are also included in the respective total amounts disclosed separately above.

The research and development costs include depreciation and staff costs of HK\$11,641,000 for the year ended 31 December 2017 (2016: HK\$12,060,000), which are also included in the respective total amounts disclosed separately above.

At 31 December 2017, the Group had no forfeited contributions available to reduce its contributions to the pension schemes in future years (2016: Nil).

8. DIRECTORS' REMUNERATION

Directors' remuneration for the year, disclosed pursuant to the Listing Rules, section 383(1)(a), (b), (c) and (f) of the Hong Kong Companies Ordinance and Part 2 of the Companies (Disclosure of Information about Benefits of Directors) Regulation, is as follows:

	2017 HK\$'000	2016 HK\$'000
Fees	720	720
Other emoluments:		
Salaries, allowances and benefits in kind	17,300	17,326
Discretionary bonuses	1,332	1,330
Pension scheme contributions	90	90
	18,722	18,746
	19,442	19,466

NOTES TO FINANCIAL STATEMENTS

31 December 2017

8. DIRECTORS' REMUNERATION (continued)

	Fees HK\$'000	Salaries, allowances and benefits in kind HK\$'000	Discretionary bonuses HK\$'000	Pension scheme contributions HK\$'000	Total HK\$'000
2017					
Executive directors:					
Tai Chin Chun	–	4,959	382	18	5,359
Tai Chin Wen	–	4,086	315	18	4,419
Cheung So Wan	–	2,340	180	18	2,538
Wong Siu Yuk	–	2,340	180	18	2,538
Chong Chau Lam	–	1,820	140	–	1,960
Wong Wai Kong [^]	–	1,755	135	18	1,908
Independent non-executive directors:					
Chu Hak Ha, Mimi*	128	–	–	–	128
Ting Kay Loong [#]	112	–	–	–	112
Ho Gilbert Chi Hang	240	–	–	–	240
Wu Tak Lung ^{##}	240	–	–	–	240
Total	720	17,300	1,332	90	19,442
2016					
Executive directors:					
Tai Chin Chun	–	4,965	381	18	5,364
Tai Chin Wen	–	4,106	314	18	4,438
Cheung So Wan	–	2,340	180	18	2,538
Wong Siu Yuk	–	2,340	180	18	2,538
Chong Chau Lam	–	1,820	140	–	1,960
Wong Wai Kong	–	1,755	135	18	1,908
Independent non-executive directors:					
Chu Hak Ha, Mimi*	240	–	–	–	240
Chan Yuk Tong ^{**}	220	–	–	–	220
Ho Gilbert Chi Hang	240	–	–	–	240
Wu Tak Lung ^{##}	20	–	–	–	20
Total	720	17,326	1,330	90	19,466

* Ms. Chu Hak Ha, Mimi resigned as an independent non-executive director of the Company on 14 July 2017.

** Mr. Chan Yuk Tong resigned as an independent non-executive director of the Company on 1 December 2016.

Mr. Ting Kay Loong was appointed as an independent non-executive director of the Company on 14 July 2017.

Mr. Wu Tak Lung was appointed as an independent non-executive director of the Company on 1 December 2016.

^ Dr. Wong Wai Kong was redesignated as a non-executive director of the Company with effect from 1 January 2018.

There was no arrangement under which a director or the chief executive waived or agreed to waive any remuneration during the year.

NOTES TO FINANCIAL STATEMENTS

31 December 2017

9. FIVE HIGHEST PAID EMPLOYEES

The five highest paid employees during the year included five (2016: five) directors, details of whose remuneration are set out in note 8 above.

During the year, no emolument (2016: Nil) was paid by the Group to the directors of the Company as an inducement to join or upon joining the Group or as compensation for loss of office.

10. INCOME TAX

	2017 HK\$'000	2016 HK\$'000
Current tax – Hong Kong		
Charge for the year	6,900	1,744
Overprovision in prior years	(40)	(5)
Current tax – Elsewhere		
Charge for the year	19,804	10,648
Overprovision in prior years	(2,679)	(30)
Deferred tax credit (note 25)	(738)	(1,837)
Total tax charge for the year	23,247	10,520

Hong Kong profits tax has been provided on the estimated assessable profits arising in Hong Kong at the rate of 16.5% (2016: 16.5%). Taxes on profits assessable elsewhere have been calculated at the rates of tax prevailing in the countries/jurisdictions in which the Group operates.

Pursuant to the Corporate Income Tax Law of the PRC being effective on 1 January 2008, the corporate income tax rate is unified to 25% for all enterprises in Mainland China.

A reconciliation of the tax expense/(credit) applicable to profit/(loss) before tax at the statutory rates for the jurisdictions/countries in which the Company and the majority of its subsidiaries operate to the tax expense/(credit) at the effective tax rates is as follows:

2017

	Hong Kong HK\$'000	Mainland China HK\$'000	Others HK\$'000	Total HK\$'000
Profit/(loss) before tax	25,351	66,040	(5,230)	86,161
Tax at the statutory tax rate	4,183	16,510	(1,012)	19,681
Adjustments in respect of current tax of prior years	(40)	(2,679)	–	(2,719)
Income not subject to tax	(270)	(9,916)	(3)	(10,189)
Expenses not deductible for tax	2,157	5,599	935	8,691
Tax losses not recognised	793	–	79	872
Others	(215)	7,126	–	6,911
Tax charge/(credit) at the Group's effective rate	6,608	16,640	(1)	23,247

NOTES TO FINANCIAL STATEMENTS

31 December 2017

10. INCOME TAX (continued)

2016

	Hong Kong HK\$'000	Mainland China HK\$'000	Others HK\$'000	Total HK\$'000
Profit/(loss) before tax	16,857	69,805	(2,540)	84,122
Tax at the statutory tax rate	2,781	17,451	(282)	19,950
Adjustments in respect of current tax of prior years	(5)	(30)	–	(35)
Income not subject to tax	(3,078)	(5,072)	–	(8,150)
Expenses not deductible for tax	2,011	7,255	274	9,540
Tax losses not recognised	275	–	–	275
Others	118	(11,178)	–	(11,060)
Tax charge/(credit) at the Group's effective rate	2,102	8,426	(8)	10,520

11. DIVIDEND

The proposed final dividend for the year of HK1.5 cents (2016: HK1.5 cents) per ordinary share, in aggregate of approximately HK\$13,049,000 (2016: HK\$13,049,000), is subject to the approval of the Company's shareholders at the forthcoming annual general meeting. These financial statements do not reflect the final dividend payable.

12. EARNINGS PER SHARE ATTRIBUTABLE TO ORDINARY EQUITY HOLDERS OF THE COMPANY

The calculation of the basic earnings per share amount is based on the profit for the year attributable to ordinary equity holders of the Company of HK\$64,575,000 (2016: HK\$74,995,000), and 869,919,000 (2016: 869,919,000) ordinary shares in issue during the year.

The Company had no potentially dilutive ordinary shares during the years ended 31 December 2017 and 2016.

NOTES TO FINANCIAL STATEMENTS

31 December 2017

13. PROPERTY, PLANT AND EQUIPMENT

	Land and buildings HK\$'000	Plant and machinery HK\$'000	Furniture, fixtures and office equipment HK\$'000	Motor vehicles HK\$'000	Construction in progress HK\$'000	Total HK\$'000
31 December 2017						
Cost:						
At 1 January 2017	563,699	3,488,629	93,302	37,962	91,803	4,275,395
Additions	13,789	48,875	8,566	6,331	202,566	280,127
Disposals	–	(262)	–	(3,646)	–	(3,908)
Transfers	28,023	196,299	1,851	–	(226,173)	–
Exchange realignment	31,668	215,861	4,889	1,614	7,170	261,202
At 31 December 2017	637,179	3,949,402	108,608	42,261	75,366	4,812,816
Accumulated depreciation:						
At 1 January 2017	205,057	2,000,309	72,270	27,328	–	2,304,964
Charge for the year	28,097	270,950	8,920	4,399	–	312,366
Disposals	–	(243)	–	(3,467)	–	(3,710)
Exchange realignment	13,022	130,620	4,044	1,249	–	148,935
At 31 December 2017	246,176	2,401,636	85,234	29,509	–	2,762,555
Net book value:						
At 31 December 2017	391,003	1,547,766	23,374	12,752	75,366	2,050,261

NOTES TO FINANCIAL STATEMENTS

31 December 2017

13. PROPERTY, PLANT AND EQUIPMENT (continued)

	Land and buildings HK\$'000	Plant and machinery HK\$'000	Furniture, fixtures and office equipment HK\$'000	Motor vehicles HK\$'000	Construction in progress HK\$'000	Total HK\$'000
31 December 2016						
Cost:						
At 1 January 2016	557,376	3,506,574	98,400	44,769	78,167	4,285,286
Additions	–	89,588	3,373	4,821	202,392	300,174
Acquisition of a subsidiary (note 30)	1,805	26,944	15	8	641	29,413
Disposals	(3,453)	(465)	(3,313)	(9,677)	–	(16,908)
Transfers	46,578	132,946	947	–	(180,471)	–
Exchange realignment	(38,607)	(266,958)	(6,120)	(1,959)	(8,926)	(322,570)
At 31 December 2016	563,699	3,488,629	93,302	37,962	91,803	4,275,395
Accumulated depreciation:						
At 1 January 2016	194,999	1,870,237	70,745	33,005	–	2,168,986
Charge for the year	28,239	281,135	9,058	4,561	–	322,993
Disposals	(3,453)	(36)	(2,711)	(8,698)	–	(14,898)
Exchange realignment	(14,728)	(151,027)	(4,822)	(1,540)	–	(172,117)
At 31 December 2016	205,057	2,000,309	72,270	27,328	–	2,304,964
Net book value:						
At 31 December 2016	358,642	1,488,320	21,032	10,634	91,803	1,970,431

NOTES TO FINANCIAL STATEMENTS

31 December 2017

13. PROPERTY, PLANT AND EQUIPMENT (continued)

The net carrying amounts of the Group's items of property, plant and equipment held under finance leases included in the total amounts of plant and machinery were as follows:

	2017 HK\$'000	2016 HK\$'000
Plant and machinery	17,470	29,536

As at 31 December 2017, the Group was in the process of applying for the building ownership certificates in respect of certain self-used properties with net book value of approximately HK\$6.2 million (2016: HK\$6.5 million) and approximately HK\$120.2 million (2016: HK\$101.5 million) situated in Panyu and En Ping, the PRC, respectively. The Company's directors confirmed that, based on the advice from the Company's legal counsel, as the Group has properly obtained the land use right certificates in respect of the land on which the aforementioned self-used properties are erected, and therefore are in the opinion that there is no legal barrier or otherwise for the Group to obtain the building ownership certificates from the relevant Mainland China authority.

As at 31 December 2017, the Group was in the process of applying for the building ownership certificate in respect of a property with net book value of approximately HK\$14.7 million situated in Panyu. The Company's directors confirmed that, based on the advice from the Company's legal counsel, as the Group has entered into a legal binding property sale agreement with the seller of the property, the seller of the property should adhere to the terms and conditions set forth in the property sale agreement to apply and transfer the building ownership certificate of the property to the Group, and therefore are in the opinion that there is no legal barrier or otherwise for the Group to obtain the building ownership certificate from the relevant Mainland China authority.

At 31 December 2017, certain of the Group's land and buildings with a net carrying amount of HK\$60,401,000 (2016: HK\$63,954,000) were pledged to secure a bank loan of HK\$15,620,000 (2016: HK\$21,300,000) granted to the Group.

At 31 December 2016, certain of the Group's buildings with a net carrying amount of approximately HK\$6,602,000 were pledged to the People's Court, Nansha (the "PRC Court") to sequester a parcel of land of the Group in respect of a litigation, which was released during the year. Details of the litigation are disclosed in note 38 to the financial statements.

14. PREPAID LAND LEASE PAYMENTS

	2017 HK\$'000	2016 HK\$'000
Carrying amount at 1 January	110,279	65,215
Additions during the year	20,695	34,987
Acquisition of a subsidiary (note 30)	–	21,463
Amortised during the year	(3,052)	(2,591)
Exchange realignment	6,829	(8,795)
Carrying amount at 31 December	134,751	110,279
Current portion included in prepayments, deposits and other receivables	(3,519)	(2,772)
Non-current portion	131,232	107,507

At 31 December 2016, the Group was in the process of applying the renewal of the land use right certificate in respect of the prepaid land lease payment with a net carrying amount of HK\$18,898,000, which was renewed during the year.

NOTES TO FINANCIAL STATEMENTS

31 December 2017

15. GOODWILL

	HK\$'000
Cost:	
At 1 January 2016	–
Acquisition of a subsidiary (note 30)	12,811
At 31 December 2016 and 1 January 2017	12,811
Exchange realignment	(230)
At 31 December 2017	12,581
Accumulated impairment:	
At 1 January 2016, 31 December 2016 and 1 January 2017	–
Impairment during the year (note 7)	9,064
Exchange realignment	445
At 31 December 2017	9,509
Net carrying amount:	
At 31 December 2017	3,072
At 31 December 2016	12,811

Impairment testing of goodwill

Goodwill acquired through a business combination during the year ended 31 December 2016 had been allocated to cash-generating units (the “CGU”) from the acquisition of 廣州市番禺東涌工業污水處理有限公司 (“Sewage Treatment Company”), which is a component of the “Others” operating segment, for impairment testing.

As at 31 December 2017, the recoverable amount of the CGU has been determined based on a value-in-use calculation using cash flow projections based on financial budgets covering a five-year period with a growth rate approved by senior management, which is based on management’s expectation for market development. The discount rate applied to the cash flow projections is 16.4% (2016: 18.2%) and cash flows beyond the five-year period were extrapolated using a growth rate of 2.5% (2016: 2.7%).

Assumptions were used in the value-in-use calculation of the CGU for the years ended 31 December 2017 and 31 December 2016. The following describes each key assumption on which management has based its cash flow projections to undertake impairment testing of goodwill:

Budgeted profit – The basis used to determine the value assigned to the budgeted profit is the profit achieved in the year immediately before the budget year, adjusted for expected efficiency improvement, and expected market development.

Discount rate – The discount rate used is before tax and reflects specific risks relating to the relevant unit.

NOTES TO FINANCIAL STATEMENTS

31 December 2017

15. GOODWILL (continued)

Impairment testing of goodwill (continued)

As at 31 December 2017, the estimated recoverable amount of the CGU of HK\$47,186,000 (2016: HK\$52,429,000) was below its carrying amount and an impairment loss of HK\$9,064,000 (2016: Nil) was recognised in the consolidated income statement. The impairment is made based on the result of impairment test for the goodwill using the value in use in accordance with HKAS 36, which incorporated the deteriorated results of the CGU during the year.

16. INTEREST IN AN ASSOCIATE

	2017 HK\$'000	2016 HK\$'000
Share of net assets	–	–

The amount due to an associate included in the Group's current liabilities is unsecured, interest-free and has no fixed terms of repayment.

Particulars of the associate are as follows:

Name	Particulars of issued shares held	Place of incorporation/business	Percentage of ownership interest attributable to the Group		Principal activity
			2017	2016	
Kam Hing International Limited* ("Kam Hing International")	Ordinary shares of US\$1 each	BVI	25	25	Investment holding

* Not audited by Ernst & Young, Hong Kong or another member firm of the Ernst & Young global network.

As at 31 December 2017, the Group's shareholding in Kam Hing International is held through a wholly-owned subsidiary of the Company.

The Group has discontinued the recognition of its share of losses of an associate because the share of losses of the associate exceeded the Group's interest in the associate and the Group has no obligation to take up further losses. The amounts of the Group's unrecognised share of losses of this associate for the current year and cumulatively were nil (2016: HK\$97,000) and HK\$97,000 (2016: HK\$97,000), respectively.

NOTES TO FINANCIAL STATEMENTS

31 December 2017

16. INTEREST IN AN ASSOCIATE (continued)

The following table illustrates the financial information of the Group's associate that is not material:

	2017 HK\$'000	2016 HK\$'000
Share of the associate's loss for the year	–	–
Share of the associate's total comprehensive expenses	–	–
Carrying amount of the Group's interest in the associate	–	–

17. DEPOSITS PAID

	2017 HK\$'000	2016 HK\$'000
Deposits paid for:		
Acquisition of		
Property, plant and equipment	12,456	20,341
Land use right	11,466	3,798
Others	873	–
	24,795	24,139

18. INVENTORIES

	2017 HK\$'000	2016 HK\$'000
Raw materials	645,237	669,673
Work in progress	324,930	234,635
Finished goods	194,379	207,601
	1,164,546	1,111,909

NOTES TO FINANCIAL STATEMENTS

31 December 2017

19. ACCOUNTS AND BILLS RECEIVABLES

	2017 HK\$'000	2016 HK\$'000
Accounts and bills receivables	861,920	606,992
Impairment	(15,175)	(34,359)
	846,745	572,633

The Group's trading terms with its customers are generally on credit with terms of up to three months and are non-interest-bearing (except for certain well-established customers with strong financial strength, good repayment history and creditworthiness, where the credit terms are extended to six months). The Group seeks to maintain strict control over its outstanding receivables and has a credit control department to minimise credit risk. Overdue balances are reviewed regularly by senior management. In view of the aforementioned and the fact that the Group's accounts and bills receivables relate to a large number of diversified customers, there is no significant concentration of credit risk. The Group does not hold any collateral or other credit enhancements over its accounts and bills receivable balances.

An ageing analysis of the Group's accounts and bills receivables as at the end of the reporting period, based on the invoice date and net of impairment allowance, is as follows:

	2017 HK\$'000	2016 HK\$'000
Within 1 month	328,404	234,548
1 to 2 months	239,766	213,062
2 to 3 months	123,326	70,827
Over 3 months	155,249	54,196
	846,745	572,633

NOTES TO FINANCIAL STATEMENTS

31 December 2017

19. ACCOUNTS AND BILLS RECEIVABLES (continued)

The movements in impairment allowance for accounts and bills receivables are as follows:

	2017 HK\$'000	2016 HK\$'000
At 1 January	34,359	24,706
Impairment losses recognised (note 7)	10,672	31,663
Write-back of impairment losses (note 7)	(19,541)	(5,523)
Write-off as uncollectible	(10,315)	(16,487)
At 31 December	15,175	34,359

Included in the above impairment allowance for accounts and bills receivables is an allowance for individually impaired accounts receivable in aggregate of HK\$15,175,000 (2016: HK\$34,359,000) with a carrying amount before impairment allowance in aggregate of HK\$29,126,000 (2016: HK\$57,195,000). The individually impaired accounts receivable relate to customers that were in default or delinquency in payments.

An ageing analysis of the accounts and bills receivables that are not considered to be impaired is as follows:

	2017 HK\$'000	2016 HK\$'000
Neither past due nor impaired	521,050	403,621
Less than 1 month past due	199,149	114,745
1 to 6 months past due	112,556	31,369
Over 6 months past due	39	62
	832,794	549,797

Receivables that were neither past due nor impaired relate to a large number of diversified customers for whom there was no recent history of default.

Receivables that were past due but not impaired relate to a number of independent customers that have a good repayment record with the Group. Based on past experience, the directors of the Company are of the opinion that no impairment allowance is necessary in respect of these balances as there has not been a significant change in credit quality and the balances are still considered fully recoverable.

20. EQUITY INVESTMENT AT FAIR VALUE THROUGH PROFIT OR LOSS

	2017 HK\$'000	2016 HK\$'000
Listed equity investment, at market value	314	289

The above equity investment was classified as held for trading at 31 December 2017 and 2016.

NOTES TO FINANCIAL STATEMENTS

31 December 2017

21. CASH AND CASH EQUIVALENTS AND PLEDGED DEPOSITS

	Note	2017 HK\$'000	2016 HK\$'000
Cash and bank balances		421,723	475,532
Pledged deposits		9,875	–
		431,598	475,532
Less: Pledged deposits for bills payable	22	(5,673)	–
Pledged deposits for general banking facilities*		(4,202)	–
Cash and cash equivalents		421,723	475,532

* The balance was pledged to banks in respect of general trading facilities granted by banks to a subsidiary of the Company.

As at 31 December 2017, the cash and bank balances of the Group denominated in RMB amounted to approximately HK\$75,634,000 (2016: HK\$52,531,000). RMB is not freely convertible into other currencies, however, under the Mainland China's Foreign Exchange Control Regulations and Administration of Settlement, Sale and Payment of Foreign Exchange Regulations, the Group is permitted to exchange RMB for other currencies through banks authorised to conduct foreign exchange business.

Cash at banks earns interest at floating rates based on daily bank deposit rates. Pledged bank deposits earn interest at the respective short-term time deposit rates. The bank balances and pledged deposits are deposited with creditworthy banks with no recent history of default.

22. ACCOUNTS AND BILLS PAYABLES

An ageing analysis of the Group's accounts and bills payables as at the end of the reporting period, based on the invoice date, is as follows:

	2017 HK\$'000	2016 HK\$'000
Within 3 months	610,280	581,426
3 to 6 months	48,627	51,799
Over 6 months	1,553	4,398
	660,460	637,623

The accounts and bills payables are non-interest-bearing and are normally settled on credit terms of one to four months.

As at 31 December 2017, bills payable of HK\$37,571,000 (2016: Nil) included in the above accounts and bills payable balances were secured by the Group's pledged bank deposits of HK\$5,673,000 (note 21).

NOTES TO FINANCIAL STATEMENTS

31 December 2017

23. INTEREST-BEARING BANK BORROWINGS

	2017			2016		
	Effective interest rate (%)	Maturity	HK\$'000	Effective interest rate (%)	Maturity	HK\$'000
Current (Note)						
Finance lease payables (note 24)	HIBOR + 2.25	2018	4,393	Weighted average of HIBOR + 2.25 to 2.75	2017 or on demand	8,629
Bank loan – secured	HIBOR + 1.55	2018	5,680	HIBOR + 1.55	2017	5,680
Bank loans – unsecured	Weighted average of 2.6, 2.8 and HIBOR/LIBOR + 0.7 to 1.95	2018 or on demand	696,747	Weighted average of HIBOR/LIBOR + 0.7 to 2.5	2017 or on demand	829,995
			<u>706,820</u>			<u>844,304</u>
Non-current						
Finance lease payables (note 24)	–	–	–	HIBOR + 2.25	2018	4,393
Bank loan – secured	HIBOR + 1.55	2019-2020	9,940	HIBOR + 1.55	2018-2020	15,620
Bank loans – unsecured	Weighted average of HIBOR/LIBOR + 1.5 to 1.9	2019-2022	1,078,054	Weighted average of HIBOR/LIBOR + 1.5 to 2.5	2018-2022	882,048
			<u>1,087,994</u>			<u>902,061</u>
			<u>1,794,814</u>			<u>1,746,365</u>

NOTES TO FINANCIAL STATEMENTS

31 December 2017

23. INTEREST-BEARING BANK BORROWINGS (continued)

	2017 HK\$'000	2016 HK\$'000
Analysed into:		
Bank loans repayable:		
Within one year or on demand (Note)	702,427	835,675
In the second year	300,401	551,478
In the third to fifth years, inclusive	787,593	346,190
	1,790,421	1,733,343
Finance lease payables:		
Within one year	4,393	8,629
In the second year	–	4,393
	4,393	13,022
	1,794,814	1,746,365

Note: For the purpose of the above analysis, the Group's bank loans in the amount of HK\$13,536,000 (2016: HK\$8,750,000) containing a repayment on demand clause are included within current interest-bearing bank borrowings and analysed into bank loans within one year or on demand.

Based on the maturity terms of the bank loans, the amounts repayable in respect of the bank loans are: HK\$688,891,000 (2016: HK\$826,925,000) repayable within one year; HK\$305,514,000 (2016: HK\$553,620,000) repayable in the second year; and HK\$796,016,000 (2016: HK\$352,619,000) repayable in the third to fifth years, inclusive; and Nil (2016: HK\$179,000) repayable after five years.

As at 31 December 2017, save as disclosed elsewhere in these financial statements, the banking facilities of the Group were also supported by corporate guarantees executed by the Company and certain subsidiaries of the Company, and the pledge of certain property, plant and equipment (note 13).

As at 31 December 2017, the finance lease payables were supported by corporate guarantees executed by the Company and the underlying property, plant and equipment (note 13).

NOTES TO FINANCIAL STATEMENTS

31 December 2017

24. FINANCE LEASE PAYABLES

The Group leases certain of its plant and machinery for its business operation (note 13). These leases are classified as finance leases and have remaining lease terms of one years (2016: two years).

At 31 December 2017, the total future minimum lease payments under finance leases and their present values were as follows:

	Minimum lease payments		Present value of minimum lease payments	
	2017 HK\$'000	2016 HK\$'000	2017 HK\$'000	2016 HK\$'000
Amounts payable:				
Within one year	4,436	8,861	4,393	8,629
In the second year	–	4,436	–	4,393
Total minimum finance lease payments	4,436	13,297	4,393	13,022
Future finance charges	(43)	(275)		
Total net finance lease payables	4,393	13,022		
Portion classified as current liabilities (note 23)	(4,393)	(8,629)		
Non-current portion (note 23)	–	4,393		

25. DEFERRED TAX

The movements in deferred tax assets and liabilities of the Group during the year were as follows:

Deferred tax assets

	Deductible temporary difference	
	2017 HK\$'000	2016 HK\$'000
At 1 January	4,100	2,637
Deferred tax credited to the statement of profit or loss during the year (note 10)	62	1,666
Exchange realignment	247	(203)
At 31 December	4,409	4,100

NOTES TO FINANCIAL STATEMENTS

31 December 2017

25. DEFERRED TAX (continued)

Deferred tax liabilities

	Depreciation allowance in excess of related depreciation		Deductible temporary difference		Fair value adjustments arising from acquisition of a subsidiary		Total	
	2017 HK\$'000	2016 HK\$'000	2017 HK\$'000	2016 HK\$'000	2017 HK\$'000	2016 HK\$'000	2017 HK\$'000	2016 HK\$'000
At 1 January	854	699	-	(207)	6,883	-	7,737	492
Acquisition of a subsidiary (note 30)	-	-	-	-	-	8,001	-	8,001
Deferred tax charged/(credited) to the statement of profit or loss during the year (note 10)	(254)	155	-	207	(422)	(533)	(676)	(171)
Exchange realignment	-	-	-	-	404	(585)	404	(585)
At 31 December	600	854	-	-	6,865	6,883	7,465	7,737

Pursuant to the PRC Corporate Income Tax Law, a 10% withholding tax is levied on dividends declared to foreign investors from the foreign investment enterprises established in Mainland China. The requirement is effective from 1 January 2008 and applies to earnings after 31 December 2007. A lower withholding tax rate may be applied if there is a tax treaty between Mainland China and the jurisdiction of the foreign investors. For the Group, the applicable rate is 5% or 10%. The Group is therefore liable for withholding taxes on dividends distributed by those subsidiaries established in Mainland China in respect of earnings generated from 1 January 2008. At 31 December 2017, no deferred tax has been recognised for withholding taxes that would be payable on the unremitted earnings that are subject to withholding taxes of the Group's subsidiaries established in Mainland China. In the opinion of the directors, it is not probable that these subsidiaries will distribute such earnings in the foreseeable future. The aggregate amount of temporary differences associated with interests in subsidiaries in Mainland China for which deferred tax liabilities have not been recognised totalled approximately HK\$299 million at 31 December 2017 (2016: HK\$243 million).

There are no income tax consequences attaching to the payment of dividends by the Company to its shareholders.

The Group has estimated tax losses arising in Hong Kong, Mainland China and Singapore of HK\$35,332,000 (2016: HK\$16,355,000) that are available for offsetting against future taxable profits of the Company and the respective subsidiaries in which the losses arose. No deferred tax assets have been recognised in respect of these losses as the directors consider it is not probable that future taxable profit will be available against which these tax losses can be utilised.

26. SHARE CAPITAL

	2017 HK\$'000	2016 HK\$'000
Authorised: 2,000,000,000 (2016: 2,000,000,000) ordinary shares of HK\$0.1 each	200,000	200,000
Issued and fully paid: 869,919,000 (2016: 869,919,000) ordinary shares of HK\$0.1 each	86,992	86,992

NOTES TO FINANCIAL STATEMENTS

31 December 2017

26. SHARE CAPITAL (continued)

Share options

Details of the Company's share option scheme are included in note 27 to the financial statements.

27. SHARE OPTION SCHEME

The Company operates a share option scheme (the "Scheme") for the purpose of providing incentives and rewards to eligible participants who contribute to the success of the Group's operations. Eligible participants of the Scheme include the Company's directors, including independent non-executive directors, other employees of the Group, suppliers of goods or services to the Group, customers of the Group, any consultant, advisor, manager or officer who provides research, development, other technological support or services to the Group, the Company's shareholders, and any non-controlling shareholder of the Company's subsidiaries. The Scheme became effective on 9 June 2014 and unless otherwise cancelled or amended, will remain in force for 10 years commencing from 9 June 2014.

The maximum number of shares which may be allotted and issued upon the exercise of the share options to be granted under the Scheme is 86,991,900 shares, representing 10% of the share capital of the Company as at the date of adoption of the scheme mandate limit and as at 31 December 2017. The maximum number of shares issuable under share options to each eligible participant in the Scheme within any 12-month period, is limited to 1% of the shares of the Company in issue at any time. Any further grant of share options in excess of this limit is subject to shareholders' approval in a general meeting.

Share options granted to a director, chief executive or substantial shareholder of the Company, or to any of their associates, are subject to approval in advance by the independent non-executive directors. In addition, any share options granted to a substantial shareholder or an independent non-executive director of the Company, or to any of their associates, in excess of 0.1% of the shares of the Company in issue at any time or with an aggregate value (based on the price of the Company's shares at the date of grant) in excess of HK\$5 million, within any 12-month period, are subject to shareholders' approval in advance in a general meeting.

The offer of a grant of share options may be accepted within 21 days from the date of offer, upon payment of a nominal consideration of HK\$1 in total by the grantee. The exercise period of the share options granted is determinable by the directors, and commences after a certain vesting period and ends on a date which is not later than 10 years from the date of offer of the share options or the expiry date of the Scheme, if earlier.

The exercise price of the share options is determinable by the directors, but may not be less than the highest of (i) the nominal value of the Company's shares; (ii) the Stock Exchange closing price of the Company's shares on the date of offer of the share options; and (iii) the average Stock Exchange closing price of the Company's shares for the five trading days immediately preceding the date of offer.

Share options do not confer rights on the holders to dividends or to vote at shareholders' meetings.

During the year, no share options were granted by the Company under the Scheme.

At the date of approval of these financial statements, the Company had no share options outstanding under the Scheme.

NOTES TO FINANCIAL STATEMENTS

31 December 2017

28. RESERVES

The amounts of the Group's reserves and the movements therein for the current and prior years are presented in the consolidated statement of changes in equity of the financial statements.

The capital reserve of the Group represents (i) the premium of HK\$93,378,000 arising from the issue of shares by Joint Result Holdings Limited ("Joint Result") for settlement of the amounts due to directors on 31 December 2003; and (ii) the excess of the nominal value of the share capital of the subsidiaries acquired pursuant to the group reorganisation which took place on 24 August 2004, for the Company became the holding company of the companies now comprising the Group (the "Group Reorganisation"), over the nominal value of the 1,000,000 shares of HK\$0.1 each of the Company issued in exchange therefor and the then existing 1,000,000 shares of HK\$0.1 each credited as fully paid at par.

In accordance with the relevant PRC regulations, the subsidiaries which are established in the PRC are required to transfer 10% of their profits after tax, as determined under the PRC accounting regulations, to the statutory surplus reserve, until the balance of the reserve reaches 50% of their respective registered capital. Subject to certain restrictions as set out in the relevant PRC regulations, the statutory surplus reserve may be used to offset against accumulated losses of the respective subsidiaries.

29. PARTLY-OWNED SUBSIDIARIES WITH MATERIAL NON-CONTROLLING INTERESTS

Details of the Group's subsidiaries that have material non-controlling interests are set out below.

Kam Wing International Textile Company Limited ("Kam Wing")

The information set out below represents the non-controlling interests in Kam Wing and its subsidiary, En Ping Kam Lap Textile and Dyeing Co. Ltd. ("En Ping KL").

	2017	2016
Percentage of equity interest held by non-controlling interests	23%	23%
	HK\$'000	HK\$'000
Loss for the year allocated to non-controlling interests	(5)	(51)
Other comprehensive income/(expenses) allocated to non-controlling interests	2,019	(2,675)
Dividends paid to non-controlling shareholders of Kam Wing	–	5,428
Capital reduction attributable to non-controlling shareholders of Kam Wing	–	(24,702)
Accumulated balances of non-controlling interests at the reporting dates	287	(1,727)

NOTES TO FINANCIAL STATEMENTS

31 December 2017

29. PARTLY-OWNED SUBSIDIARIES WITH MATERIAL NON-CONTROLLING INTERESTS (continued)

Kam Wing International Textile Company Limited (“Kam Wing”) (continued)

The following tables illustrate the summarised financial information of the above subsidiaries. The amounts disclosed are before any inter-company eliminations:

Kam Wing and En Ping KL	2017 HK\$'000	2016 HK\$'000
Revenue	–	25,779
Total expenses	(21)	(26,002)
Loss for the year	(21)	(223)
Other comprehensive income/(expenses) for the year	8,778	(11,630)
Total comprehensive income/(expenses) for the year	8,757	(11,853)
Current assets	7,773	105,190
Current liabilities	(125)	(106,299)
Net cash flows from/(used in) operating activities	(2,805)	42,650
Net cash flows from investing activities	42	720
Net cash flows used in financing activities	–	(61,027)
Effect of foreign exchange rate changes, net	25	(128)
Net decrease in cash and cash equivalents	(2,738)	(17,785)

30. BUSINESS COMBINATION

On 1 March 2016, the Group acquired a 100% equity interest in Sewage Treatment Company from an independent third party (the “Acquisition”). Sewage Treatment Company owns a sewage treatment plant in Panyu, the PRC (the “Plant”) and is principally engaged in the provision of sewage treatment service. The Acquisition was completed in May 2016. The purchase consideration of RMB40,801,500 (equivalent to approximately HK\$49,758,000) for the acquisition was settled in the form of cash during the year ended 31 December 2016.

Goodwill of approximately RMB10,505,000 (equivalent to approximately HK\$12,811,000) was recognised upon the completion of the Acquisition. The Group considers that the Sewage Treatment Company would add immediate scale to its other operation in the PRC. None of the goodwill recognised is expected to be deductible for income tax purposes.

NOTES TO FINANCIAL STATEMENTS

31 December 2017

30. BUSINESS COMBINATION (continued)

The fair values of identifiable assets and liabilities of the Sewage Treatment Company as at the date of acquisition were as follows:

	HK\$'000
Property, plant and equipment (note 13)	29,413
Prepaid land lease (note 14)	21,463
Inventories	349
Prepayments, deposits and other receivables	847
Cash and cash equivalents	3,487
Accounts and bills payables	(1,978)
Accrued liabilities and other payables*	(8,630)
Tax payable	(3)
Deferred tax liabilities (note 25)	(8,001)
Total identifiable net assets at fair value	36,947
Goodwill on acquisition (note 15)	12,811
Satisfied by cash	49,758

* Included in the balance is an amount due to a group company of HK\$8,462,000.

The fair values of the other receivables as at the date of acquisition amounted to HK\$763,000. The gross contractual amounts of other receivables were HK\$1,293,000, of which other receivables of HK\$530,000 are expected to be uncollectible.

The Group incurred transaction costs of approximately RMB408,000 (equivalent to approximately HK\$498,000) for the Acquisition. These transaction costs have been expensed and are included in administrative expenses in the consolidated statement of profit or loss.

An analysis of the cash flows in respect of the Acquisition is as follows:

	HK\$'000
Cash consideration	(49,758)
Cash and cash equivalents acquired	3,487
Net outflow of cash and cash equivalents included in cash flows from investing activities	(46,271)
Transaction costs of the acquisition included in cash flows from operating activities	(498)
	(46,769)

NOTES TO FINANCIAL STATEMENTS

31 December 2017

30. BUSINESS COMBINATION (continued)

Since the Acquisition, the Sewage Treatment Company had no contributions to the Group's revenue, contributed other income of approximately RMB3,250,000 (equivalent to approximately HK\$3,858,000) and contributed profit of approximately RMB323,000 (equivalent to approximately HK\$337,000) (profit of approximately RMB1,502,000 (equivalent to approximately HK\$1,769,000) before any inter-company eliminations) to the Group's consolidated profit for the year ended 31 December 2016.

Had the Acquisition taken place at the beginning of the year ended 31 December 2016, the revenue of the Group and the profit of the Group for the year ended 31 December 2016 would have been HK\$3,662,622,000 and HK\$70,145,000, respectively.

31. NOTES TO THE CONSOLIDATED STATEMENT OF CASH FLOWS

(a) Major non-cash transactions

(i) During the year, non-current deposits paid of HK\$20,341,000 (2016: HK\$23,592,000) were transferred to property, plant and equipment.

(ii) During the year ended 31 December 2016, non-current deposits paid of HK\$21,488,000 were reclassified to prepayments, deposits and other receivables and were refunded to the Group during the year.

(b) Changes in liabilities arising from financing activities

	Bank loans HK\$'000	Finance lease payables HK\$'000
At 1 January 2017	1,733,343	13,022
Changes from financing cash flows	44,951	(8,629)
Interest expense	59,429	232
Interest paid classified as operating cash flows	(47,302)	(232)
At 31 December 2017	1,790,421	4,393

NOTES TO FINANCIAL STATEMENTS

31 December 2017

32. OPERATING LEASE ARRANGEMENTS

(a) As lessor

The Group leases its buildings under operating lease arrangements, with leases negotiated for terms ranging from two to five years.

At 31 December 2017, the Group had total future minimum lease receivables under non-cancellable operating leases with its tenants falling due as follows:

	2017 HK\$'000	2016 HK\$'000
Within one year	154	327
In the second to fifth years, inclusive	40	230
	194	557

(b) As lessee

The Group leases certain properties and plant and machinery under operating lease arrangements, with leases negotiated for terms ranging from one to fifty years.

At 31 December 2017, the Group had total future minimum lease payments under non-cancellable operating leases falling due as follows:

	2017 HK\$'000	2016 HK\$'000
Within one year	5,849	4,804
In the second to fifth years, inclusive	17,802	16,440
After five years	28,688	31,411
	52,339	52,655

NOTES TO FINANCIAL STATEMENTS

31 December 2017

33. COMMITMENTS

In addition to the operating lease commitments detailed in note 32(b) above, the Group had the following capital commitments as at the end of the reporting period:

	2017 HK\$'000	2016 HK\$'000
Contracted but not provided for:		
Purchases of machinery	38,180	46,881
Purchase of land and buildings	671	–
Construction in progress	17,412	14,761
Construction of new manufacturing facilities	194,145	114,494
	250,408	176,136

The Group had outstanding commitments amounting to HK\$343,216,000 (2016: HK\$345,787,000) as at the end of the reporting period in respect of the investments in subsidiaries.

At 31 December 2017, the Group had outstanding irrevocable letters of credit amounting to HK\$275,916,000 (2016: HK\$322,933,000).

34. RELATED PARTY TRANSACTIONS

(a) In addition to the transactions detailed elsewhere in these financial statements, the Group had the following material transactions with related parties during the year:

	Notes	2017 HK\$'000	2016 HK\$'000
Rental expenses on office premises and staff quarters paid to Tai Chin Chun and Tai Chin Wen	(i)	618	510
Rental expenses on staff quarters and car park spaces paid to Cheung So Wan and Wong Siu Yuk	(ii)	541	552
Rental expenses on staff quarters paid to Tai Tang Tat	(iii)	110	96

Notes:

- (i) The Group entered into tenancy agreements with Mr. Tai Chin Chun and Mr. Tai Chin Wen, directors of the Company, for the rental of (i) store rooms at a monthly rental of HK\$27,000 (2016: HK\$27,000) from 1 May 2016 for terms of two years, (ii) a staff quarter at a monthly rental of HK\$12,000 (2016: HK\$12,000) from 1 January 2016 for terms of two years, and (iii) a staff quarter at monthly rentals of HK\$12,500 (2016: HK\$12,500) from 1 January 2016 for terms of two years, respectively, based on the terms mutually agreed by both parties.

NOTES TO FINANCIAL STATEMENTS

31 December 2017

34. RELATED PARTY TRANSACTIONS (continued)

- (a) In addition to the transactions detailed elsewhere in these financial statements, the Group had the following material transactions with related parties during the year: (continued)

Notes: (continued)

- (ii) The Group entered into tenancy agreements with Ms. Cheung So Wan and Ms. Wong Siu Yuk, directors of the Company, for the rental of (i) staff quarters at monthly rental of approximately HK\$17,000 (2016: HK\$18,000) from 1 January 2016 for terms of three years, and renewed from 1 July 2017 for terms of two years and six months, and (ii) car park spaces at monthly rentals of HK\$20,000 (2016: HK\$20,000) and HK\$8,000 (2016: HK\$8,000) from 1 June 2015 and 1 July 2015, respectively, for terms of two years, and renewed from 1 June 2017 and 1 July 2017, respectively, for terms of two years, based on the terms mutually agreed by both parties.
- (iii) The Group entered into tenancy agreement with Mr. Tai Tang Tat, a son of Mr. Tai Chin Wen and Ms. Wong Siu Yuk, for the rental of staff quarters at a monthly rental of approximately HK\$9,200 (2016: HK\$10,000) from 1 March 2016 for terms of three years, based on the terms mutually agreed by both parties. During the year, the lease term of the tenancy agreement was extended to 31 December 2019.
- (b) The Group is still in the process of applying for the land use planning for construction work permit, construction project and planning permit, commencement of construction work permit in respect of a six-storey factory building, with a net book value of approximately HK\$1.5 million (2016: HK\$1.7 million) as at 31 December 2017.

Each of Mr. Tai Chin Chun and Mr. Tai Chin Wen, directors of the Company, together with their respective spouses, who are deemed as the shareholders of the Company under the Securities and Futures Ordinance, have given joint and several indemnities in favour of the Group in respect of the aforementioned buildings/structures.

- (c) Outstanding balance with a related party:

Details of the Group's balance with its associate as at the end of the reporting period are disclosed in note 16 to the financial statements.

- (d) Compensation of key management personnel of the Group:

	2017 HK\$'000	2016 HK\$'000
Short-term employee benefits	27,212	25,818
Post-employment benefits	180	180
	27,392	25,998

Further details of directors' emoluments are included in note 8 to the financial statements.

NOTES TO FINANCIAL STATEMENTS

31 December 2017

35. FINANCIAL INSTRUMENTS BY CATEGORY

The carrying amounts of each of the categories of financial instruments as at the end of the reporting period are as follows:

2017

Financial assets

	Financial assets at fair value through profit or loss – held for trading HK\$'000	Loans and receivables HK\$'000	Total HK\$'000
Accounts and bills receivables	–	846,745	846,745
Financial assets included in prepayments, deposits and other receivables	–	63,468	63,468
Equity investment at fair value through profit or loss	314	–	314
Pledged deposits	–	9,875	9,875
Cash and cash equivalents	–	421,723	421,723
	314	1,341,811	1,342,125

Financial liabilities

	Financial liabilities at amortised cost HK\$'000
Accounts and bills payables	660,460
Financial liabilities included in accrued liabilities and other payables	35,875
Due to an associate	2,706
Interest-bearing bank borrowings	1,794,814
	2,493,855

NOTES TO FINANCIAL STATEMENTS

31 December 2017

35. FINANCIAL INSTRUMENTS BY CATEGORY (continued)

The carrying amounts of each of the categories of financial instruments as at the end of the reporting period are as follows: (continued)

2016

Financial assets

	Financial assets at fair value through profit or loss – held for trading HK\$'000	Loans and receivables HK\$'000	Total HK\$'000
Accounts and bills receivables	–	572,633	572,633
Financial assets included in prepayments, deposits and other receivables	–	73,921	73,921
Equity investment at fair value through profit or loss	289	–	289
Cash and cash equivalents	–	475,532	475,532
	289	1,122,086	1,122,375

Financial liabilities

	Financial liabilities at amortised cost HK\$'000
Accounts and bills payables	637,623
Financial liabilities included in accrued liabilities and other payables	50,059
Due to an associate	2,706
Interest-bearing bank borrowings	1,746,365
	2,436,753

NOTES TO FINANCIAL STATEMENTS

31 December 2017

36. TRANSFERS OF FINANCIAL ASSETS

Transferred financial assets that are not derecognised in their entirety

At 31 December 2017, the Group endorsed certain bank bills receivable in the PRC (the “Endorsed Bills”) with a carrying amount of RMB7,812,000 (equivalent to HK\$9,356,000) (2016: RMB4,690,000 (equivalent to HK\$5,299,000)) to certain suppliers in order to settle the accounts payable due to such suppliers (the “Endorsement”). In the opinion of the directors, the Group has retained the substantial risks and rewards, which include default risks relating to such Endorsed Bills, and accordingly, it continued to recognise the full carrying amounts of the Endorsed Bills and the associated accounts payable settled. Subsequent to the Endorsement, the Group did not retain any rights on the use of the Endorsed Bills, including the sale, transfer or pledge of the Endorsed Bills to any other third parties. The aggregate carrying amount of accounts payable settled by the Endorsed Bills during the year to which the suppliers have recourse was RMB7,812,000 (equivalent to HK\$9,356,000) (2016: RMB4,690,000 (equivalent to HK\$5,299,000)) as at 31 December 2017.

Transferred financial assets that are derecognised in their entirety

At 31 December 2017, the Group endorsed certain bank bills receivable in the PRC (the “Derecognised Bills”) which were originally endorsed by its customers, to certain of its suppliers for settling the accounts payables due to such suppliers with a carrying amount in aggregate of RMB70,607,000 (equivalent to HK\$84,559,000) (2016: RMB37,761,000 (equivalent to HK\$42,668,000)). The Derecognised Bills have a remaining maturity from one to six months (2016: one to five months) at the end of the reporting period. In accordance with the Law of Negotiable Instruments in the PRC, the holders of the Derecognised Bills have a right of recourse against the Group if the PRC banks default (the “Continuing Involvement”). In the opinion of the directors of the Company, the Group has transferred substantially all risks and rewards related to the Derecognised Bills. Accordingly, it has derecognised the full carrying amounts of the Derecognised Bills and the associated accounts payable. The maximum exposure to loss from the Group’s Continuing Involvement in the Derecognised Bills and the undiscounted cash flows to repurchase these Derecognised Bills is equal to their carrying amounts. In the opinion of the directors of the Company, the fair values of the Group’s Continuing Involvement in the Derecognised Bills are not significant.

During the years ended 31 December 2017 and 31 December 2016, the Group has not recognised any gain or loss on the date of transfer of the Derecognised Bills. No gains or losses were derecognised from the Continuing Involvement, both during the year or cumulatively. The Endorsement has been made evenly throughout the years ended 31 December 2017 and 31 December 2016.

37. FAIR VALUE AND FAIR VALUE HIERARCHY OF FINANCIAL INSTRUMENTS

Management has assessed that the fair values of cash and cash equivalents, pledged deposits, accounts and bills receivables, accounts and bills payables, financial assets included in prepayments, deposits and other receivables, financial liabilities included in accrued liabilities and other payables, and an amount due to an associate approximate to their carrying amounts largely due to the short term maturities of these instruments.

The fair values of the financial assets and liabilities are included at the amount at which the instrument could be exchanged in a current transaction between willing parties, other than in a forced or liquidation sale. The following methods and assumptions were used to estimate the fair values:

The fair values of the non-current portion of other receivables and interest-bearing bank borrowings have been calculated by discounting the expected future cash flows using rates currently available for instruments with similar terms, credit risk and remaining maturities.

NOTES TO FINANCIAL STATEMENTS

31 December 2017

37. FAIR VALUE AND FAIR VALUE HIERARCHY OF FINANCIAL INSTRUMENTS (continued)

The following tables illustrate the fair value measurement hierarchy of the Group's financial instruments:

Assets measured at fair value:

	Fair value measurement using quoted prices in active markets (Level 1) HK\$'000
<i>As at 31 December 2017</i>	
Equity investment at fair value through profit or loss	314
<i>As at 31 December 2016</i>	
Equity investment at fair value through profit or loss	289

As at 31 December 2017, the Group had no financial instruments measured at fair value under Level 3 (2016: Nil).

During the year, there were no transfers of fair value measurements between Level 1 and Level 2 and no transfers into or out of Level 3 for financial assets (2016: Nil).

38. LITIGATION

Litigation with a previous subcontractor and its affiliated company

On 26 June 2013, a previous subcontractor of the Group (the "Subcontractor Plaintiff") filed a claim to the PRC Court against the Guangzhou Municipal Land Resources and Housing Administrative Bureau (the "Bureau") claiming that the Bureau performed invalid verification procedures when issuing a land and building certificate in respect of a parcel of land in Panyu (the "Land") to the Group. The Land was previously owned by the Subcontractor Plaintiff and acquired by the Group pursuant to a sale and purchase agreement (the "Sale and Purchase Agreement") entered into during the year ended 31 December 2011. The carrying value of the Land acquired from the Subcontractor Plaintiff and the leasehold improvements attached to the Land as at 31 December 2016 was approximately RMB22.1 million (equivalent to HK\$25 million). The Subcontractor Plaintiff demanded the PRC Court to disregard the invalid verification procedures and cancel the land and building certificate. On 17 September 2013, a court hearing was held at the PRC Court and the PRC Court rejected all demands from the Subcontractor Plaintiff.

On 30 September 2013, the Subcontractor Plaintiff filed an appeal to the Intermediate People's Court, Guangzhou. On 28 August 2015, the Intermediate People's Court, Guangzhou ruled in favour of the Subcontractor Plaintiff, and ordered to overtake the PRC Court ruling and cancel the land and building certificate issued by the Bureau to the Group. On 23 September 2015, the Group appealed (the "Appeal") to the High People's Court of Guangdong Province (the "High Court"). Moreover, on 21 September 2015, the Group filed a separate claim against the Subcontractor Plaintiff to the PRC Court (the "Land Case"), demanding the Subcontractor Plaintiff to honour the Sale and Purchase Agreement to retransfer the title of the Properties (as defined in the paragraph below) to the Group.

NOTES TO FINANCIAL STATEMENTS

31 December 2017

38. LITIGATION (continued)

Litigation with a previous subcontractor and its affiliated company (continued)

On 21 September 2015, the Group applied to the PRC Court to sequester the buildings attached to the Land and the Land (the "Properties") and provided certain of the buildings held by the Group with net carrying amounts of a total of HK\$6.6 million (note 13) to the PRC Court as security (the "Security"). On 19 October 2015, the PRC Court ordered to sequester the Properties from 19 October 2015 to 18 October 2018 (the "Seal"). Based on the legal opinion given by the Group's PRC legal counsel, the Seal prohibited the Subcontractor Plaintiff from taking further actions which may undermine the legal right of the Group over the Properties, including but not limited to the sale, transfer, lease or pledge of the Properties, or to utilise the Properties to obtain a guarantee from third parties. On 4 November 2015, the PRC Court ordered to hold the hearing of the Land Case on the grounds that the ruling of the Land Case is dependent on the result of another Court case between the Subcontractor Plaintiff and its affiliated company regarding the legitimacy of a board meeting held by the Subcontractor Plaintiff which approved the disposal of the Land to the Group (the "Subcontractor Plaintiff Case").

On 1 December 2015, the High Court turned down the Appeal filed by the Group. However, on 21 December 2015, the Intermediate People's Court, Guangzhou, concluded the Subcontractor Plaintiff Case and confirmed that the board approval was a valid approval from the legal perspective. Thereafter, the PRC Court resumed the Land Case and scheduled a hearing to be held on 31 March 2016.

On 31 October 2016, the PRC Court ruled in favour of the Group and ordered the Subcontractor Plaintiff to adhere to the terms stated in the Sale and Purchase Agreement and to retransfer the title of the Properties to the Group.

On 11 November 2016, the Subcontractor Plaintiff filed an appeal to the Intermediate People's Court, Guangzhou. On 2 March 2017, the Intermediate People's Court, Guangzhou, turned down the appeal filed by the Subcontractor Plaintiff and concluded the judgement of the PRC Court on 31 October 2016 as conclusive for the Land Case.

During the year, a new land and building certificate of the Land was issued to the Group and the Seal and the Security were released by the PRC Court.

39. FINANCIAL RISK MANAGEMENT OBJECTIVES AND POLICIES

The Group's principal financial instruments, other than derivatives, comprise interest-bearing bank borrowings and cash and short term deposits. The main purpose of these financial instruments is to raise finance for the Group's operations. The Group has various other financial assets and liabilities such as accounts and bills receivables, deposits paid, other receivables, accounts and bills payables, accrued liabilities and other payables and an amount due to an associate, which arise directly from its operations.

The Group also enters into derivative transactions, including principally forward currency contracts. The purpose is to manage the currency risk arising from the Group's operations and its source of finance.

The main risks arising from the Group's financial instruments are interest rate risk, foreign currency risk, credit risk and liquidity risk. The board of directors reviews and agrees policies for managing each of these risks and they are summarised below. The Group's accounting policies in relation to derivatives are set out in note 2.4 to the financial statements.

NOTES TO FINANCIAL STATEMENTS

31 December 2017

39. FINANCIAL RISK MANAGEMENT OBJECTIVES AND POLICIES (continued)

Interest rate risk

The Group's exposure to the risk of changes in market interest rates relates primarily to the Group's interest-bearing bank borrowings with floating interest rates.

The Group regularly reviews and monitors the floating interest rate borrowings in order to manage its interest rate risk. The interest-bearing bank borrowings are stated at amortised cost and not revalued on a periodic basis. Floating rate interest income and expenses are credited/charged to the statement of profit or loss as earned/incurred.

The following table demonstrates the sensitivity to a reasonably possible change in interest rates, with all other variables held constant, of the Group's profit before tax (through the impact on floating rate borrowings).

	Increase in interest rate %	Decrease in the Group's profit before tax HK\$'000
2017	1	17,948
2016	1	17,464

Foreign currency risk

Foreign currency risk is the risk of losses due to adverse movements in foreign exchange rates relating to investments denominated in foreign currencies. The Group has transactional currency exposures. Such exposures arise as a substantial portion of sales and purchase transactions is conducted by the Group's subsidiaries in US\$ and RMB with the counterparties. As the Hong Kong dollar is virtually pegged to US\$, the Group does not expect any significant movements in the US\$/Hong Kong dollar exchange rate in the foreseeable future.

The Group's assets and liabilities are primarily denominated in Hong Kong dollars, US\$ and RMB.

NOTES TO FINANCIAL STATEMENTS

31 December 2017

39. FINANCIAL RISK MANAGEMENT OBJECTIVES AND POLICIES (continued)

Foreign currency risk (continued)

The following table demonstrates the sensitivity at the end of the reporting period to a reasonably possible change in the RMB exchange rate, with all other variables held constant, of the Group's profit before tax (due to changes in the fair value of monetary assets and liabilities).

	Increase/ (decrease) in RMB rate %	Increase/ (decrease) in the Group's profit before tax HK\$'000
2017		
If Hong Kong dollar weakens against RMB	3	2,887
If Hong Kong dollar strengthens against RMB	(3)	(2,887)
2016		
If Hong Kong dollar weakens against RMB	3	2,987
If Hong Kong dollar strengthens against RMB	(3)	(2,987)

Credit risk

The Group trades only with recognised and creditworthy third parties. It is the Group's policy that all customers who wish to trade on credit terms are subject to credit verification procedures. In addition, receivable balances are monitored on an ongoing basis.

Since the Group trades only with recognised and creditworthy third parties, there is generally no requirement for collateral.

The credit risk of the Group's other financial assets, which comprise cash and cash equivalents, an equity investment at fair value through profit or loss, deposits paid, and other receivables, arises from default of the counterparty, with a maximum exposure equal to the carrying amounts of these instruments.

The Group's credit risk exposure is spread over a number of counterparties and customers. Hence, it has no significant concentration of credit risk by a single debtor.

NOTES TO FINANCIAL STATEMENTS

31 December 2017

39. FINANCIAL RISK MANAGEMENT OBJECTIVES AND POLICIES (continued)

Liquidity risk (continued)

- * Included in interest-bearing bank borrowings are bank loans of HK\$13,536,000 (2016: HK\$8,750,000) containing a repayment on demand clause giving the lender the unconditional right to call the loan at any time and therefore, for the purpose of the above maturity profile, these amounts are classified as “on demand”.

Notwithstanding the above repayment on demand clause, the directors do not believe that the bank loans and finance lease payables will be called in their entirety within 12 months, and they consider that the bank loans and finance lease payables will be repaid in accordance with the maturity dates as set out in the respective agreements. This evaluation was made considering: the financial position of the Group at the date of approval of the financial statements; the Group's compliance with the loan covenants; the lack of events of default, and the fact that the Group has made all previously scheduled repayments on time. In accordance with the terms of the bank loans and finance lease payables, their maturity terms at 31 December 2017 are HK\$697,613,000 in 2018, HK\$309,800,000 in 2019, HK\$542,934,000 in 2020, HK\$257,822,000 in 2021, and HK\$179,000 in 2022 (2016: HK\$840,643,000 in 2017, HK\$562,913,000 in 2018, HK\$306,725,000 in 2019, HK\$38,976,000 in 2020, HK\$7,822,000 in 2021, and HK\$179,000 in 2022).

Capital management

The primary objectives of the Group's capital management are to safeguard the Group's ability to continue as a going concern and to maintain healthy capital ratios in order to support its business and maximise shareholders' value.

The Group manages its capital structure and makes adjustments to it in light of changes in economic conditions and the risk characteristics of the underlying assets. In order to maintain or adjust the capital structure, the Group may adjust the amount of dividend payment to shareholders, return capital to shareholders or issue new shares. No changes were made in the objectives, policies or processes for managing capital during the years ended 31 December 2017 and 31 December 2016.

The Group monitors capital using a gearing ratio, which is net debt divided by the total capital plus net debt. Net debt comprises all interest-bearing bank borrowings, an amount due to an associate, accounts and bills payables, and accrued liabilities and other payables less cash and cash equivalents. The total equity comprises ordinary equity holders' equity as stated in the consolidated statement of financial position.

NOTES TO FINANCIAL STATEMENTS

31 December 2017

39. FINANCIAL RISK MANAGEMENT OBJECTIVES AND POLICIES (continued)

Capital management (continued)

The Group's strategy is to maintain the gearing ratio at a healthy capital level in order to support its business. The gearing ratios of the Group as at the end of the reporting periods were as follows:

	2017 HK\$'000	2016 HK\$'000
Interest-bearing bank borrowings	1,794,814	1,746,365
Accounts and bills payables	660,460	637,623
Accrued liabilities and other payables	195,825	156,766
Due to an associate	2,706	2,706
Less: Cash and cash equivalents	(421,723)	(475,532)
Net debt	2,232,082	2,067,928
Equity attributable to ordinary equity holders of the Company and total capital	2,050,158	1,820,054
Capital and net debt	4,282,240	3,887,982
Gearing ratio	52.1%	53.2%

NOTES TO FINANCIAL STATEMENTS

31 December 2017

40. STATEMENT OF FINANCIAL POSITION OF THE COMPANY

Information about the statement of financial position of the Company at the end of the reporting period is as follows:

	2017 HK\$'000	2016 HK\$'000
NON-CURRENT ASSETS		
Interests in subsidiaries	402,207	402,207
CURRENT ASSETS		
Prepayments	67	73
Due from a subsidiary	610,982	624,113
Cash and cash equivalents	4,164	4,879
Total current assets	615,213	629,065
CURRENT LIABILITIES		
Accrued liabilities and other payables	72	72
NET CURRENT ASSETS	615,141	628,993
TOTAL ASSETS LESS CURRENT LIABILITIES	1,017,348	1,031,200
Net assets	1,017,348	1,031,200
EQUITY		
Issued capital	86,992	86,992
Reserves (Note)	930,356	944,208
Total equity	1,017,348	1,031,200

NOTES TO FINANCIAL STATEMENTS

31 December 2017

40. STATEMENT OF FINANCIAL POSITION OF THE COMPANY (continued)

Note:

A summary of the Company's reserves is as follows:

	Share premium account	Capital reserve	Retained profits	Total
	HK\$'000	HK\$'000	HK\$'000	HK\$'000
At 1 January 2016	446,105	402,007	110,156	958,268
Final 2015 dividend declared and paid	–	–	(13,049)	(13,049)
Loss and total comprehensive expenses for the year	–	–	(1,011)	(1,011)
At 31 December 2016 and 1 January 2017	446,105	402,007	96,096	944,208
Final 2016 dividend declared and paid	–	–	(13,049)	(13,049)
Loss and total comprehensive expenses for the year	–	–	(803)	(803)
At 31 December 2017	446,105	402,007	82,244	930,356

The capital reserve of the Company represents the excess of the then net assets of the subsidiaries acquired by the Company pursuant to the Group Reorganisation as disclosed in the annual report of the Company for the year ended 31 December 2004, over the nominal value of the share capital of the Company issued in exchange therefor and the then existing 1,000,000 shares of HK\$0.1 each credited as fully paid at par. Under the Companies Law of the Cayman Islands, the capital reserve may be distributable to the shareholders of the Company, provided that immediately following the date on which the dividend is proposed to be distributed, the Company will be in a position to pay off its debts as and when they fall due in the ordinary course of business.

NOTES TO FINANCIAL STATEMENTS

31 December 2017

41. PARTICULARS OF PRINCIPAL SUBSIDIARIES

Particulars of the Company's principal subsidiaries are as follows:

Name	Place of incorporation/ registration and operations	Issued ordinary share/ paid-up capital	Percentage of equity attributable to the Company		Principal activities
			2017	2016	
Directly held:					
Joint Result*	BVI/ Hong Kong	US\$10,000	100	100	Investment holding
Indirectly held:					
Highkeen Enterprises Limited*	BVI/ Hong Kong	US\$1,000	100	100	Investment holding
Kam Hing Textile (International) Limited ("KH Textile")	Hong Kong	Ordinary HK\$2 Non-voting deferred HK\$10,000,000 (Note (a))	100	100	Investment holding
Strong View International Limited ("Strong View")*	BVI/ Hong Kong	US\$400,000	65	65	Investment holding
Kam Wing	Hong Kong	HK\$100,000	77	77	Investment holding
Jiangmen Yingxing Garment Limited ("Yingxing")*	PRC/ Mainland China	HK\$25,000,000 (Note (b))	100	100	Manufacture and trading of garment products
En Ping Kam Hing Textile and Dyeing Co. Ltd. ("En Ping KH")*	PRC/ Mainland China	US\$75,878,000 (2016: US\$75,267,000) (Note (c))	100	100	Manufacture and trading of knitted and dyed fabrics
En Ping KL*	PRC/ Mainland China	US\$20,000,000 (Note (d))	77	77	Manufacture and trading of knitted and dyed fabrics

NOTES TO FINANCIAL STATEMENTS

31 December 2017

41. PARTICULARS OF PRINCIPAL SUBSIDIARIES (continued)

Particulars of the Company's principal subsidiaries are as follows: (continued)

Name	Place of incorporation/ registration and operations	Issued ordinary share/ paid-up capital	Percentage of equity attributable to the Company		Principal activities
			2017	2016	
Indirectly held: (continued)					
Guangzhou Kam Sing Textile and Dyeing Co. Ltd. ("Kam Sing")* (Note (e))	PRC/ Mainland China	HK\$6,000,000	100	100	Manufacture and trading of knitted and dyed fabrics
Guangzhou Kamhing Textile Dyeing Co., Ltd. ("Guangzhou KH")*	PRC/ Mainland China	US\$166,371,000 (Note (f))	100	100	Manufacture and trading of knitted and dyed fabrics
Sparkle Logistics Limited ("Sparkle")*	Hong Kong	HK\$3,800,000	92	92	Provision of air and ocean freight services
Kam Hing Textile Macao Commercial Offshore Company Limited	Macau	Pataca 100,000	100	100	Sourcing agent and trading of yarns and dyeing materials
Kam Hing Piece Works Limited ("KH Piece Works")	Hong Kong	Ordinary HK\$2 Non-voting deferred HK\$1,000,010 (Note (a))	100	100	Trading of finished fabrics
Json Garment Company Limited ("Json") (Note (h))	Hong Kong	HK\$10,000,000	80	100	Trading of garment products

NOTES TO FINANCIAL STATEMENTS

31 December 2017

41. PARTICULARS OF PRINCIPAL SUBSIDIARIES (continued)

Particulars of the Company's principal subsidiaries are as follows: (continued)

Name	Place of incorporation/ registration and operations	Issued ordinary share/ paid-up capital	Percentage of equity attributable to the Company		Principal activities
			2017	2016	
Indirectly held: (continued)					
錦興(中國)企業管理有限公司 ("KH China")*	PRC/ Mainland China	US\$2,000,000 (Note (g))	100	100	Property holding and provision of corporate management, sales planning and consultancy services
Lunar Dragon Holdings Limited ("Lunar Dragon")*	Hong Kong	HK\$1	100	100	Property holding
Sewage Treatment Company* (note 30)	PRC/ Mainland China	RMB200,000	100	100	Provision of sewage treatment service
Jade Sun Garment (Cambodia) Co., Ltd. ("Jade Sun")* (note (i))	Kingdom of Cambodia	US\$1,200,000	80	–	Manufacture and trading of garment products

Notes:

- The non-voting deferred shares do not entitle the holders thereof to receive notice of or to attend or vote at any general meeting of KH Textile and KH Piece Works. The holders of the non-voting deferred shares are not entitled to any dividends of KH Textile and KH Piece Works. On a winding-up, the holders of the non-voting deferred shares are entitled, out of the surplus assets of KH Textile and KH Piece Works, to a return of the capital paid up on the non-voting deferred shares held by them to one half of the balance after a total sum of HK\$100,000,000,000,000 has been distributed in such winding-up in respect of the ordinary shares of KH Textile and KH Piece Works.
- Yingxing is registered as a wholly-foreign-owned enterprise under the PRC law with an operating period of 20 years commencing from 7 September 2010. The registered capital of Yingxing amounted to HK\$30,000,000 and the remaining unpaid capital contribution of HK\$5,000,000 (2016: HK\$5,000,000) was included in commitments at 31 December 2017 as disclosed in note 33 to the financial statements.
- En Ping KH is registered as a wholly-foreign-owned enterprise under the PRC law with an operating period of 20 years commencing from 27 April 2005. The registered capital of En Ping KH amounted to US\$85,000,000, of which US\$75,878,000 (2016: US\$75,267,000) was paid up as at 31 December 2017. The remaining unpaid capital contribution of US\$9,122,000 (2016: US\$9,733,000) (equivalent to approximately HK\$71,152,000 (2016: HK\$75,435,000)) was included in commitments at 31 December 2017 as disclosed in note 33 to the financial statements.
- En Ping KL is registered as a wholly-foreign-owned enterprise under the PRC law with an operating period of 20 years commencing from 8 June 2007.

NOTES TO FINANCIAL STATEMENTS

31 December 2017

41. PARTICULARS OF PRINCIPAL SUBSIDIARIES (continued)

Particulars of the Company's principal subsidiaries are as follows: (continued)

Notes: (continued)

- (e) Kam Sing is registered as a wholly-foreign-owned enterprise under the PRC law with an operating period of 20 years commencing from 2 January 2004. Subsequent to the end of the reporting period, the registered capital of Kam Sing increased from HK\$6,000,000 to HK\$56,000,000.
 - (f) Guangzhou KH is registered as a wholly-foreign-owned enterprise under the PRC law with an operating period of 25 years commencing from 26 March 1992 and extended to 16 March 2027 during the year. The registered capital of Guangzhou KH amounted to US\$192,610,000, of which US\$166,371,000 (2016: US\$166,371,000) was paid up as at 31 December 2017. The remaining unpaid capital contribution of US\$26,239,000 (2016: US\$26,239,000) (equivalent to approximately HK\$204,664,000 (2016: HK\$203,352,000)) was included in commitments at 31 December 2017 as disclosed in note 33 to the financial statements.
 - (g) KH China is registered as a wholly-foreign-owned enterprise under the PRC law with an operating period of 20 years commencing from 9 October 2013. The registered capital of KH China amounted to US\$10,000,000, of which US\$2,000,000 (2016: US\$2,000,000) was paid up as at 31 December 2017. The remaining unpaid capital contribution of US\$8,000,000 (2016: US\$8,000,000) (equivalent to approximately HK\$62,400,000 (2016: HK\$62,000,000)) was included in commitments at 31 December 2017 as disclosed in note 33 to the financial statements.
 - (h) During the year, the Group disposed of 20% equity interest in Json to independent third parties at a consideration of HK\$2,325,000. The change in equity interest in Json during the year resulted in a decrease in other reserve of HK\$33,000 and an increase in non-controlling interests of HK\$2,358,000 in the consolidated statement of changes in equity during the year.
 - (i) During the year, the Group established Jade Sun in the Kingdom of Cambodia. Jade Sun is principally engaged in the manufacture and trading of garment products. The registered capital of Jade Sun amounted to US\$1,200,000, which was fully paid up as at 31 December 2017.
 - (j) During the year, the Group deregistered certain dormant subsidiaries. HK\$1,740,000 of exchange reserve was released upon the deregistration of the subsidiaries.
- * The statutory financial statements of these subsidiaries are not audited by Ernst & Young, Hong Kong or another member firm of the Ernst & Young global network.

The above table lists the subsidiaries of the Company which, in the opinion of the directors, principally affected the results for the year or formed a substantial portion of the net assets of the Group. To give details of other subsidiaries would, in the opinion of the directors, result in particulars of excessive length.

42. APPROVAL OF THE FINANCIAL STATEMENTS

The financial statements were approved and authorised for issue by the board of directors on 28 March 2018.

FIVE-YEAR FINANCIAL SUMMARY

31 December 2017

A summary of the published results and of the assets, liabilities and non-controlling interests of the Group for the last five financial years, as extracted from the audited financial statements, is set out below:

RESULTS

	Year ended 31 December				
	2017 HK\$'000	2016 HK\$'000	2015 HK\$'000	2014 HK\$'000	2013 HK\$'000
REVENUE	4,192,896	3,662,622	4,152,733	3,985,699	3,922,625
Profit before tax	86,161	84,122	85,625	106,772	123,538
Income tax expense	(23,247)	(10,520)	(24,510)	(24,255)	(19,821)
Profit for the year	62,914	73,602	61,115	82,517	103,717
Attributable to:					
Ordinary equity holders of the Company	64,575	74,995	58,256	81,055	91,699
Non-controlling interests	(1,661)	(1,393)	2,859	1,462	12,018
	62,914	73,602	61,115	82,517	103,717

ASSETS, LIABILITIES AND NON-CONTROLLING INTERESTS

	As at 31 December				
	2017 HK\$'000	2016 HK\$'000	2015 HK\$'000	2014 HK\$'000	2013 HK\$'000
TOTAL ASSETS	4,736,341	4,387,165	4,704,382	4,667,254	4,449,956
TOTAL LIABILITIES	(2,684,451)	(2,568,095)	(2,679,678)	(2,593,558)	(2,428,018)
NON-CONTROLLING INTERESTS	(1,732)	984	(33,214)	(47,658)	(55,207)
	2,050,158	1,820,054	1,991,490	2,026,038	1,966,731