



AEON CREDIT SERVICE (ASIA) CO., LTD.

AEON 信貸財務(亞洲)有限公司

(Incorporated in Hong Kong with limited liability)

Stock Code: 900

ANNUAL REPORT 2017/18



Planting Seeds of Growth

We are **AEON**



CORPORATE SOCIAL RESPONSIBILITY

企業社會責任



1

AEON Scholarship Ceremony in Beijing International Studies University
AEON 獎學金頒獎典禮 — 北京第二外國語學院

2

Hong Kong Tree Planting Day 香港植樹日

3

AEON Scholarship Ceremony in Lingnan University AEON 獎學金頒獎典禮 — 嶺南大學

4

UNICEF Young Envoys Programme 聯合國兒童基金會青年使者計劃



Contents

	<i>Page</i>
<i>Corporate Information</i>	<i>2</i>
<i>Shareholders' Calendar</i>	<i>3</i>
<i>Financial Summary</i>	<i>4</i>
<i>Managing Director's Operational Review</i>	<i>6</i>
<i>Management Discussion and Analysis</i>	<i>12</i>
<i>Environmental, Social and Governance Report</i>	<i>19</i>
<i>Board of Directors</i>	<i>39</i>
<i>Corporate Governance Report</i>	<i>42</i>
<i>Directors' Report</i>	<i>58</i>
<i>Independent Auditor's Report</i>	<i>67</i>
<i>Financial Statements</i>	
<i>Consolidated Statement of Profit or Loss</i>	<i>73</i>
<i>Consolidated Statement of Profit or Loss and Other Comprehensive Income</i>	<i>74</i>
<i>Consolidated Statement of Financial Position</i>	<i>75</i>
<i>Consolidated Statement of Changes in Equity</i>	<i>77</i>
<i>Consolidated Statement of Cash Flows</i>	<i>78</i>
<i>Notes to the Consolidated Financial Statements</i>	<i>80</i>
<i>Glossary</i>	<i>165</i>

Corporate Information

Board of Directors

Executive Directors

Hideo Tanaka (*Managing Director*)
Lai Yuk Kwong (*Deputy Managing Director*)
Koh Yik Kung
Tomoharu Fukayama
Toru Hosokawa

Non-executive Director

Masaaki Mangetsu (*Chairman*)

Independent Non-executive Directors

Lee Ching Ming, Adrian
Wong Hin Wing
Kenji Hayashi

Company Secretary

Koh Yik Kung

Auditor

Deloitte Touche Tohmatsu
Certified Public Accountants

Share Registrar

Tricor Secretaries Limited
Level 22, Hopewell Centre
183 Queen's Road East
Hong Kong

Major Bankers

Mizuho Bank, Ltd.
Hong Kong Branch
The Bank of Tokyo-Mitsubishi UFJ, Ltd.
Hong Kong Branch
Sumitomo Mitsui Banking Corporation
Hong Kong Branch

Registered Office

20/F, Mira Place Tower A
132 Nathan Road
Tsimshatsui
Kowloon
Hong Kong

Internet Address

Website address: <http://www.aeon.com.hk>
E-mail address: info@aeon.com.hk

Stock Code

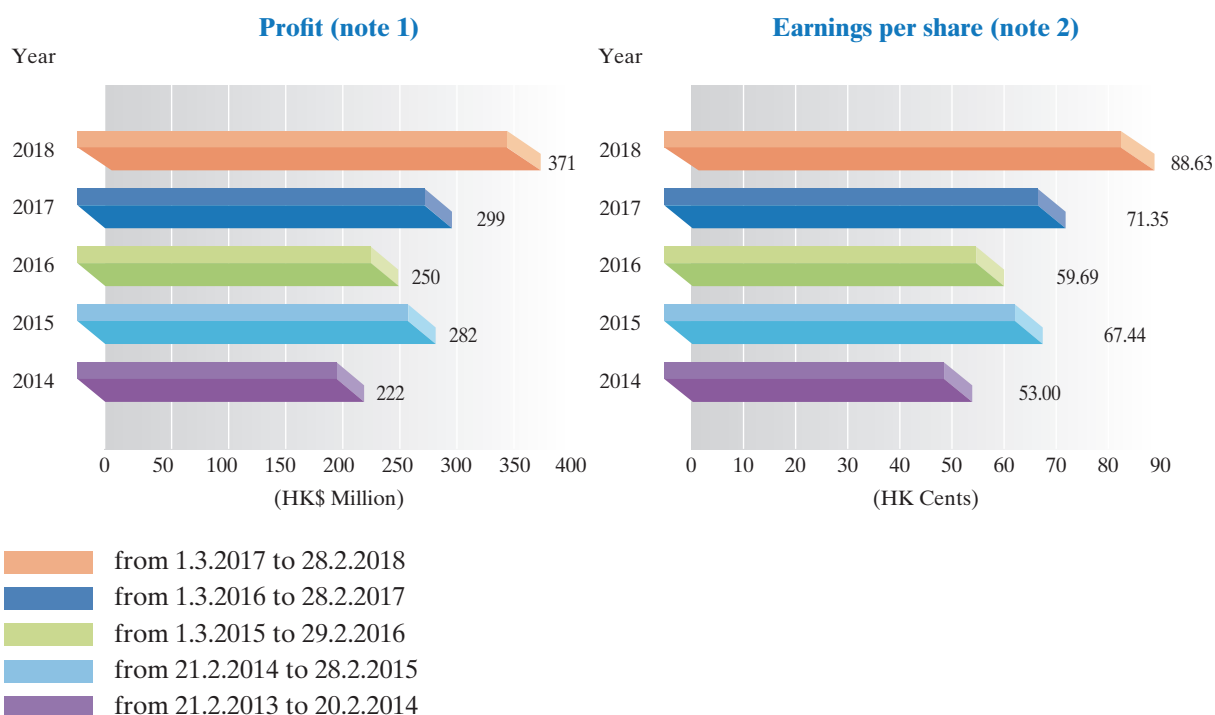
900

Shareholders' Calendar

28th September 2017	Announcement of interim results for the six months ended 31st August 2017
17th — 18th October 2017	Book closing dates for interim dividend
20th October 2017	Despatch of interim report for the six months ended 31st August 2017
31st October 2017	Payment of interim dividend of 20.0 HK cents per share
25th April 2018	Announcement of final results for the year ended 28th February 2018
16th May 2018	Despatch of annual report for the year ended 28th February 2018
15th — 21st June 2018	Book closing dates for 2018 AGM
21st June 2018	2018 AGM
27th June 2018	Book closing date for final dividend
13th July 2018	Payment of final dividend of 22.0 HK cents per share (subject to shareholders' approval at the 2018 AGM)

Financial Summary

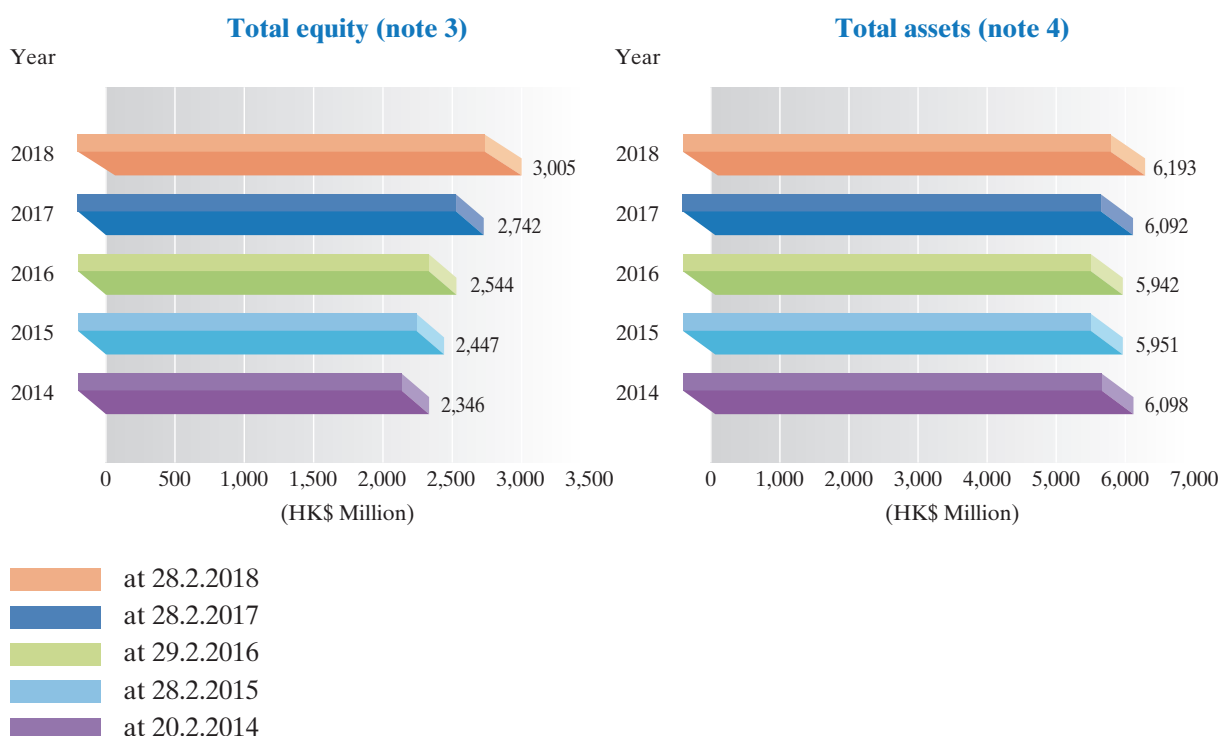
CONSOLIDATED RESULTS



	20.2.2014 HK\$'000	28.2.2015 HK\$'000	29.2.2016 HK\$'000	28.2.2017 HK\$'000	28.2.2018 HK\$'000
Revenue	<u>1,164,653</u>	<u>1,295,955</u>	<u>1,258,854</u>	<u>1,228,100</u>	<u>1,276,899</u>
Profit before tax	274,490	346,680	307,355	367,234	447,265
Income tax expense	<u>(52,542)</u>	<u>(64,276)</u>	<u>(57,388)</u>	<u>(68,438)</u>	<u>(76,117)</u>
Profit for the year/period	<u>221,948</u>	<u>282,404</u>	<u>249,967</u>	<u>298,796</u>	<u>371,148</u>
Earnings per share	<u>53.00 HK cents</u>	<u>67.44 HK cents</u>	<u>59.69 HK cents</u>	<u>71.35 HK cents</u>	<u>88.63 HK cents</u>
Dividend per share	<u>35.00 HK cents</u>	<u>36.00 HK cents</u>	<u>36.00 HK cents</u>	<u>38.00 HK cents</u>	<u>42.00 HK cents</u>

Financial Summary

CONSOLIDATED ASSETS AND LIABILITIES



	20.2.2014 HK\$'000	28.2.2015 HK\$'000	At 29.2.2016 HK\$'000	28.2.2017 HK\$'000	28.2.2018 HK\$'000
Total assets	6,097,778	5,951,429	5,941,584	6,091,800	6,192,976
Total liabilities	(3,752,203)	(3,504,086)	(3,398,012)	(3,349,729)	(3,187,935)
Total equity	<u>2,345,575</u>	<u>2,447,343</u>	<u>2,543,572</u>	<u>2,742,071</u>	<u>3,005,041</u>

Notes:

- Represents the consolidated profit for the financial year ended 20th February 2014 and for the financial periods from 21st February 2014 to 28th February 2015, from 1st March 2015 to 29th February 2016, from 1st March 2016 to 28th February 2017 and from 1st March 2017 to 28th February 2018.
- Represents the consolidated earnings per share for the financial year ended 20th February 2014 and for the financial periods from 21st February 2014 to 28th February 2015, from 1st March 2015 to 29th February 2016, from 1st March 2016 to 28th February 2017 and from 1st March 2017 to 28th February 2018.
- Represents the consolidated total equity at 20th February 2014, at 28th February 2015, at 29th February 2016, at 28th February 2017 and 2018.
- Represents the consolidated total assets at 20th February 2014, at 28th February 2015, at 29th February 2016, at 28th February 2017 and 2018.

Managing Director's Operational Review



FY2017/18 was an exciting year for the Group. Besides the achievement of a worthy financial performance, the Group also launched new products and services aiming for customers' satisfaction and convenience. Hong Kong business delivered a good performance with strong growth in profit while China business still faced with different challenges including changes in government regulations and bad debt control. During the year, we adhered to the strategy of improving productivity through digitalization, expanding customer base by tapping into new customer segments, and delivering a premium user experience to our customers. In addition, our disciplined approach to cost control further supported our satisfactory performance.

In view of upcoming business challenges and competition from online and mobile payment solutions, the Board focused on refining the Group's strategy to attain sustainable growth business model, involving detailed review on information technology, customer data analysis, feasibility of application of artificial intelligence, online and mobile solutions, talent attraction and retention risks and corporate governance. The Board will continue to measure progress and make adjustments in FY2018/19.

Managing Director's Operational Review

FINANCIAL RESULTS

Hong Kong's economy continued to show recovery throughout 2017, with consumer price index increased by 1.5% for the year as a whole. The Group's total sales recorded a growth of 6.9% as compared with 2.2% increase in the value of retail sales in Hong Kong.

Following the favourable labour market conditions and the continuous exercise of cautious credit judgment, the Group's impairment losses and impairment allowances for the year ended 28th February 2018 amounted to HK\$241.2 million, compared with HK\$283.9 million for the year ended 28th February 2017.

The Group's profit for the year increased by 24.2% to HK\$371.1 million when compared with the previous year. Return on equity was 12.9% and earnings per share were 88.63 HK cents. The equity attributable to the owners of the Company was HK\$3,005.0 million, an increase of 9.6% from the beginning of the year. The Group's financial position remains strong with a year-end net debt to equity ratio of 0.7 that supports our continued growth strategy.

DIVIDEND

Given the Group's strong financial position and commitment to create value for our shareholders, the Board has recommended a final dividend of 22.0 HK cents per share, bringing the total dividend for the year ended 28th February 2018 to 42.0 HK cents per share, an increase of 4.0 HK cents per share when compared with the total dividend of 38.0 HK cents for the year ended 28th February 2017. This represents a dividend payout ratio of 47.4%.

BUSINESS STRATEGY

During the year under review, the Group has grown its customer base and market coverage from traditional middle aged and female group to encompass young and male customer segments, with overseas spending and online shopping habits.

The Group continued to put effort in enhancing customer convenience and improving operation efficiency. The new judgment workflow project was completed and implemented in all branches in February 2018. Instead of paper application forms, mobile tablets can now be used by branch staff to enter customer data when a customer is applying for a credit card or loan. This project significantly improves back-office productivity. Moreover, the Group successfully revamped its mobile application with a completely new design which provides a better digital platform for marketing and services to customers. New functions include customized marketing, e-coupons and improved account status enquiry. In addition, instant card service is now available in all branches and extended to cover all five card brands.

Managing Director's Operational Review

To diversify our customer base to include more from the younger generation and more male consumers, the Group launched the ONE PIECE Mastercard in the fourth quarter. The card privileges include discount at ONE PIECE Restaurant Hong Kong and redemption of exclusive ONE PIECE goods. To promote digital service, all applicants for this card are required to register as our net-member and download our new mobile application. Moreover, the Group rides on online advertising to promote this new card. The product received a favourable response from the market and is expected to contribute to the overall expansion of customer base in 2018/19.

To enrich card benefits for our customers, the sales team has brought further enhancements to our products and services and launched unique promotion programs. Exclusive member events such as AEON Ocean Park Joyful Event 2017 and Great European Carnival Event were well received by our customers and presented the Group with opportunities to reach out and engage our customers. Furthermore, AEON Stores 30th Anniversary Promotions and Welcome Back Promotions had boosted up card transactions inside AEON Stores. During the year, the Group also launched year-round loyalty program to cover card usage for overseas and local dining.

To provide a premium user experience to our customers, the Group continued to re-vitalize its branch network. In the first half, there was a complete makeover for Kowloon Bay branch inside AEON store to embody a “simple and speedy” concept. At the same time, a new flagship branch was opened in Mongkok, which aspires to exceed customer expectations in modern Japanese style. In the fourth quarter, a new branch was opened inside the Tai Wo Hau outlet of AEON Stores, with a totally new “paperless and cashless” concept.

In 2017/18, the Group revamped its insurance intermediary business and re-activated its insurance agency business. To make insurance products more accessible to customers, the Group will expand its insurance sales platform to include digital channels.

Microfinance subsidiaries in China faced tough challenges following regulatory and market changes in China including increasing control on personal data usage and popularity of internet financing, which had a negative impact on their performance in the second half of 2017/18. Meanwhile, the subsidiaries continued to centralize their back-office operations in Shenzhen to improve their operation efficiencies.

The Group continued to invest in its products, technologies and the development of its network. Exploration of new technology is an integral part of the Group's strategy as personalization and mobility are changing the way our customers gain access to information, differentiate products and obtain services.

Managing Director's Operational Review

PROSPECTS

In relation to the outlook for Hong Kong economic situation, the rising protectionist sentiment in the world, together with the pace of increase in federal funds rate in the United States, will cause uncertainties in the market. In relation to competition, the increase in popularity of e-money usage and adoption of artificial intelligence in business operation will pose new challenges and opportunities to the consumer finance business. Our goal as a prominent market player in the industry is to achieve a sustainable growth business model in the long term, whilst ensuring that the Group can withstand nearer term impacts.

The products and services that were introduced by the Group in FY2017/18 have expanded our customer base to include younger generation segment and this expansion is expected to continue in the coming year. Riding on the new mobile application and online platform, the Group will line up with new partners to enhance its bonus point program. Moreover, the Group will launch new card products with premium benefits for loyal customers. In addition, attractive and premium promotion activities will also be launched throughout the coming year. For branch and ATM network, the Group will conduct location assessment and business performance analysis to improve productivity and service efficiency.

The Group will continue to focus on long-term bank borrowings as its funding strategy and use of derivative financial instruments to tackle any increase in market interest rate.

To cater for new technology and future product development, the Group will invest in a new card and loan system. The system is targeted to be launched in two phases, with the whole implementation expected to be completed by early 2020. The new system will not only provide better services to merchants and customers, it will also reduce system costs and improve operation efficiency.

The Group's investment in digitalization has not only contributed to improved productivity for front-line operations but also provided better customer experience. The Group will continue to invest in new technology including artificial intelligence to drive customer engagement and brand loyalty. The Group will launch a pilot project to adopt artificial intelligence to improve the effectiveness of credit assessment for card applications. This project is targeted to create a credit assessment model by combining application data, credit reference data and performance data to predict credit risk and potential revenue level for new card applications. Upon completion of the project, it would not only provide the Group with enhanced credit assessment approach, but also a solid experience to the Group on the application of artificial intelligence in other business operations. Moreover, the Group will further improve its productivity by streamlining its back-office operations.

Our microfinance subsidiaries in China will continue to improve their asset quality and streamline their operations with the aim to achieve sustainability.

The Group has a unique and strong position in the market in which it operates, and the Board remains confident about future growth prospects. We are well-funded and look forward to a satisfactory performance in FY2018.

Managing Director's Operational Review

IT DEVELOPMENT

During the year under review, the Group has implemented the “mobile application revamp” project. The latest mobile application has a completely new design and provides better digital experiences and services to customers. New mobile applications functions include e-coupons, easy access to promotional offers, and the ability to view the latest transactions, available limit and e-statement.

For new card launch, the “ONE PIECE Mastercard” development was completed successfully and the new card was launched in December 2017.

To further streamline our operations and improve productivity, the Group has implemented the “paperless for customers and new judgment workflow” project. Mobile tablets can now be used to enter customer data for credit card or loan applications. This project also significantly reduces the need for scanning of application forms to back-office.

To improve the data centre facility, the disaster recovery data centre in Kwai Chung was relocated to a more advanced facility in Tai Po. All equipment, including servers and networking facilities, were relocated by phases. The move was successfully completed in November 2017.

As part of network infrastructure upgrade, the networking backbone infrastructure in Tsim Sha Tsui head office was upgraded in August 2017.

HUMAN RESOURCES

The total number of staff of the Group at 28th February 2018 and 28th February 2017 was 575 and 585 respectively. Employees are remunerated according to the job nature and market trends, with annual increment to reward and motivate individual performance. Apart from medical insurance and provident fund, discretionary bonuses are awarded to employees based on individual performance and the financial performance of the Group.

The Company also provides a wide range of different in-house training programs and external training sponsorships for its employees. The in-house training programs include the yearly general training on AEON Code of Conduct, which reconfirms the necessity of corporate ethics to create a shared set of values among employees. The training programs aim to enhance employees’ professional knowledge and skills for providing customers with quality service.

Managing Director's Operational Review

ACKNOWLEDGEMENT

On behalf of the Board, I would like to acknowledge the hard work carried out with commitment and passion at every level within the Group. During the course of the financial year, the Group was faced with changing customer behaviour, new competition, increasing regulatory and compliance burden, but the entire team stayed focused and motivated to deliver respectable results. Moreover, I would like to wholeheartedly thank our customers, business partners, and shareholders for their long-standing trust in and support for the Group.

田中秀夫

Hideo Tanaka

Managing Director

Hong Kong, 25th April 2018

Management Discussion and Analysis

GENERAL

The increase in interest rates by the US Federal Reserve did not exert any major adverse impact on the property market or asset quality in Hong Kong. Domestic demand was likewise robust, thanks to the favourable labour market conditions and upbeat economic sentiments.

OPERATIONAL REVIEW

Under the improving economic environment, the Group actively sought for new customer base to stimulate growth in its receivables while at the same time continued to focus on asset quality management. On the marketing side, the Group captured new market segments through launching new products and services and attractive marketing programs. On the operation side, the Group upgraded its information technology system to streamline operation procedures. On the funding side, the Group maintained the strategy of utilizing long-term borrowings to strengthen its funding base. On corporate governance, the Group continued to revisit its risk management system and legal and compliance functions in line with regulatory, business and technology changes. In China, the Group continued to focus on the enhancement of operation efficiency and credit assessment.

FINANCIAL REVIEW

For the year ended 28th February 2018, on an audited basis, profit before tax was HK\$447.3 million, an increase of HK\$80.0 million when compared with the financial year ended 28th February 2017. After deducting income tax expense of HK\$76.1 million, the Group recorded a profit increase of 24.2%, with profit after tax increasing from HK\$298.8 million in the previous financial year to HK\$371.1 million in 2017/18. Earnings per share increased from 71.35 HK cents to 88.63 HK cents for the reporting year.

Return on assets was 7.3% in 2017/18, as compared with 6.1% in 2016/17 while return on equity was 12.9% in 2017/18, as compared with 11.3% in 2016/17.

Net debt to equity ratio was 0.7 at 28th February 2018, as compared with 0.9 at 28th February 2017. Total equity to total assets ratio was 48.5% at 28th February 2018, as compared with 45.0% at 28th February 2017.

The Board proposed the payment of a final dividend of 22.0 HK cents per share. Together with an interim dividend of 20.0 HK cents per share already paid, the total dividend for the year amounted to 42.0 HK cents per share, representing a dividend payout ratio of 47.4%.

Net asset value per share (after final dividend) at 28th February 2018 was HK\$7.0, as compared with the net asset value per share (after final dividend) of HK\$6.3 at 28th February 2017.

Management Discussion and Analysis

CONSOLIDATED STATEMENT OF PROFIT OR LOSS ANALYSIS

Revenue

Revenue for the year was HK\$1,276.9 million, an increase of 4.0% or HK\$48.8 million when compared with HK\$1,228.1 million in the previous financial year.

Net Interest Income

Through the enhancement of card benefits and the launch of different card promotion programs, credit card sales for the year recorded an increase of 9.0% when compared with last year. This resulted in an overall increase in advances and receivables. Together with the effort to increase the portfolio of higher yield products, the Group recorded an increase in interest income of 4.0% or HK\$42.7 million, from HK\$1,074.9 million in the previous financial year to HK\$1,117.6 million in the current year.

By focusing on long-term bank borrowings, the Group's average funding cost maintained at 3.0% for both financial years despite an increase in interest rate in the market. The Group's interest expense recorded a decrease of 4.9% or HK\$4.5 million, from HK\$90.7 million in the previous financial year to HK\$86.2 million in the current year.

Consequently, net interest income of the Group for 2017/18 was HK\$1,031.3 million, representing an increase of 4.8% or HK\$47.2 million when compared with HK\$984.2 million of 2016/17.

Operating Income

Following an increase in credit card sales, there was an increase in fees and commission from credit card business by 23.6% or HK\$12.7 million to HK\$66.7 million in the current year. On the other hand, fees and commission from insurance business was HK\$15.1 million, a decrease of 25.0% or HK\$5.0 million when compared with last year, as the Group had deployed a substantial part of its resources to focus on revamping its insurance intermediary business model. As there was an improvement in asset quality, handling and late charges recorded a slight drop of 2.0% or HK\$1.6 million to HK\$77.6 million in the current year. Accordingly, the Group recorded an overall increase in other operating income of HK\$8.5 million from HK\$162.5 million in 2016/17 to HK\$171.1 million in the current year.

Due to the sustained decline in the fair value of an available-for-sale investment, the Group recorded an impairment loss of HK\$9.8 million in the current year. On the other hand, the Group recorded a gain of HK\$12.8 million in the current year upon the deregistration of an associate company. Hence, the Group recorded a gain of HK\$1.5 million in the current year under other gains and losses as compared with a loss of HK\$9.6 million in the previous year.

Consequently, the operating income of the Group for 2017/18 was HK\$1,203.8 million, representing an increase of 5.9% or HK\$66.7 million when compared with HK\$1,137.1 million of 2016/17.

Management Discussion and Analysis

Operating Expenses

During the current financial year, the Group utilized additional marketing and promotion expenses for the launch of a new card and card benefits to capture new market segments and to generate new sales. This resulted in an increase in marketing and promotion expenses by 28.5% or HK\$15.9 million to HK\$71.9 million in the current year. Under the branch revamp project, the Group renovated certain existing branches and opened two new branches, which resulted in an increase in operating lease rentals of HK\$4.2 million when compared with the previous year. With the recruitment of additional staff for new projects, staff costs recorded an increase of HK\$4.4 million when compared with 2016/17. The Group continued to exercise close monitoring on other expenses. Other operating and general administrative expenses recorded a slight increase of HK\$3.4 million when compared with the previous year.

Accordingly, overall operating expenses recorded an increase of 4.5% or HK\$24.4 million from HK\$540.5 million in 2016/17 to HK\$564.9 million in the current year.

Cost-To-Income Ratio

Through the effective utilization of incremental operating expenses to generate additional operating income, the Group further reduced its cost-to-income ratio from 47.2% in the previous year to 46.9% in the current year.

Operating Profit Before Impairment Allowances

The Group recorded a gain on the sale of all secured receivables and certain written-off portfolio of HK\$21.1 million in 2016/17. Although there was no such gain in the current year, the Group's operating profit before impairment allowances in 2017/18 still recorded an increase of 3.4% or HK\$21.2 million, from HK\$617.7 million in 2016/17 to HK\$638.9 million.

Impairment Losses and Impairment Allowances

During the year under review, the low unemployment rate in Hong Kong coupled with the Group's effective asset quality management had contributed to a decrease in impairment losses and impairment allowances of 15.0% or HK\$42.7 million, from HK\$283.9 million in the previous financial year to HK\$241.2 million for the year ended 28th February 2018.

Share of Results of Associates

Following the completion of restructuring of its associates in the PRC, the Group recorded a share of profit from associates of HK\$1.2 million in the current year as compared to a share of loss from associates of HK\$17.2 million in the previous year.

Management Discussion and Analysis

CONSOLIDATED STATEMENT OF FINANCIAL POSITION ANALYSIS

The Group's total equity at 28th February 2018 was HK\$3,005.0 million, representing a growth of 9.6% or HK\$263.0 million, when compared with the balance of HK\$2,742.1 million as of 28th February 2017.

Total assets at 28th February 2018 were HK\$6,193.0 million, as compared with total assets of HK\$6,091.8 million at 28th February 2017.

Property, Plant and Equipment

During the year, the Group spent approximately HK\$25.5 million on computer equipment and HK\$4.1 million on leasehold improvements.

Advances and Receivables

On advances and receivables, the Group continued to adopt prudent asset quality management aiming at controlling asset quality in both Hong Kong and China markets. This had affected the growth of instalment loans, with instalment loan receivables decreasing by 6.4% from HK\$1,469.7 million at 28th February 2017 to HK\$1,375.9 million at 28th February 2018.

On the other hand, owing to the initiatives to increase customer base and stimulate card usage, our credit card receivables increased by 5.5% from HK\$3,611.0 million at 28th February 2017 to HK\$3,808.2 million at 28th February 2018.

Following the drop in bankruptcy cases and advances and receivables overdue 4 months or above, impairment allowances decreased by HK\$12.2 million, from HK\$101.1 million at 28th February 2017 to HK\$88.9 million at 28th February 2018.

Indebtedness

At 28th February 2018, the Group had bank borrowings, including cross-currency syndicated term loan, amounted to HK\$1,575 million, with 14.0% being fixed in interest rates and 86.0% being converted from floating interest rates to fixed interest rates using interest rate swaps. Including the collateralised debt obligation, 12.2% of these indebtedness will mature within one year, 45.1% between one and two years, 39.5% between two and five years and 3.2% over five years.

The average duration of indebtedness was 2.1 years at 28th February 2018, as compared with 2.8 years at 28th February 2017.

Management Discussion and Analysis

FUNDING AND CAPITAL MANAGEMENT

The Group relies principally on its internally generated capital, bank borrowings and structured finance to fund its business. At 28th February 2018, 51.5% of its funding was derived from total equity, 27.0% from direct borrowings with financial institutions and 21.5% from structured finance.

The principal source of internally generated capital was from accumulated profits. The Group's bank borrowings and collateralised debt obligation were denominated in HKD, except for a syndicated term loan of USD50.0 million which was hedged by cross-currency interest rate swap.

The net asset of the Group at 28th February 2018 was HK\$3,005.0 million, as compared with HK\$2,742.1 million at 28th February 2017. Taking into account the financial resources available to the Group including internally generated funds and available banking facilities, the Group has sufficient working capital to meet its present requirements.

The Group's principal operations are transacted and recorded in HKD and therefore its core assets are not subject to any exposure on exchange rate fluctuation. During the year under review, the Group engaged in derivative financial instruments mainly to hedge exposure on interest rate and exchange rate fluctuations for its bank borrowings. At 28th February 2018, capital commitments entered into were mainly related to the purchase of property, plant and equipment.

SEGMENT INFORMATION

The Group's business comprises three principal operating segments, namely credit card, instalment loans and insurance. For the year ended 28th February 2018, credit card operations accounted for 72.0% of the Group's revenue, as compared to 69.2% in the previous financial year. For segment results, credit card operations in 2017/18 accounted for 80.3% of the Group's whole operations, as compared to 79.3% in the previous financial year.

During the year under review, owing to the initiatives to increase customer base and stimulate card usage, the Group recorded an increase in credit purchase and cash advance sales by 9.0% and 5.0% respectively when compared with last year. This resulted in an overall increase in credit card receivables balance. Together with the focus on high yield products, revenue from credit card operations in 2017/18 increased by 8.1% or HK\$69.0 million from HK\$850.1 million in 2016/17 to HK\$919.1 million in 2017/18. Although the Group had spent more on marketing and promotions to launch a new card product and to drive sales, through our effective control on operating expenses and coupled with prudent asset quality management to reduce impairment losses and impairment allowances, the results from credit card segment recorded an increase of 12.8% or HK\$41.6 million from HK\$324.9 million in the previous financial year to HK\$366.5 million in 2017/18.

Management Discussion and Analysis

For instalment loans, the Group continued to adopt prudent asset quality management aiming at controlling asset quality. This resulted in a slowdown in sales and reduction in the instalment loan receivables balance. As a result, revenue from instalment loans operations decreased by 4.0% or HK\$15.2 million from HK\$357.7 million in 2016/17 to HK\$342.5 million in 2017/18. However, with the improvement in impairment losses and impairment allowances of 17.3% or HK\$ 40.4 million and disciplined control on operational costs, the segment results for the year from instalment loans operations recorded an increase of HK\$2.9 million from HK\$79.9 million in 2016/17 to HK\$82.8 million in the current financial year.

The Group had completed the revamp of its insurance intermediary business and entered into new co-operation agreements with leading insurance companies to re-activate its insurance agency business during the year. Revenue from insurance operations recorded a decrease of 24.8% or HK\$5.0 million from HK\$20.3 million in the previous financial year to HK\$15.2 million in 2017/18. Such decrease was offset by a corresponding reduction in operating expenses, which resulted in the segment results for the current financial year from insurance operations increasing by 48.5% or HK\$2.3 million from HK\$4.8 million in the previous financial year to HK\$7.1 million for the year ended 28th February 2018.

Given that there had been a continuous shift from hire purchase to card instalment plan to the point that the contribution from hire purchase operations accounted for an insignificant portion of the Group's revenue and segment results, hire purchase ceased to be a principal operating segment.

In relation to the financial information by geographical locations, revenue from Hong Kong operations recorded an increase of 4.2% or HK\$49.0 million, from HK\$1,170.2 million in 2016/17 to HK\$1,219.2 million in 2017/18, mainly attributable to the increase in credit card sales and growth in credit card advances and receivables. Together with effective cost control and prudent asset quality management, the segment results of Hong Kong operations recorded an increase of 11.0% or HK\$46.7 million from HK\$425.1 million in 2016/17 to HK\$471.7 million in 2017/18.

For China operations, although China's macro-economy showed signs of improvement in the past year, our microfinance subsidiaries continued to exercise cautious credit assessment in approving new sales. Revenue from China operations recorded a decrease of HK\$0.2 million, from HK\$57.9 million in 2016/17 to HK\$57.7 million in 2017/18. The microfinance subsidiaries continued to closely monitor the effectiveness of marketing activities and streamline their operations through the centralization of back-office operations in Shenzhen. However, the increased control on personal data usage by China government and the lack of credit information of users of internet financing had adverse impacts on their credit assessment and collection activities, resulting in an increase in their impairment losses and impairment allowances in the second half of this financial year. Overall segment results of our China operations only showed a slight improvement with a year-over-year reduction in loss of 0.6% or HK\$0.1 million, from a loss of HK\$15.5 million in 2016/17 to a loss of HK\$ 15.4 million in 2017/18.

Management Discussion and Analysis

COMPETITIVE ADVANTAGES

Business Model and Strategy

It is the Group's strategy to ride on co-branded cards to recruit new card members and cross-sell other consumer finance products and services to these new members. The Group continues to benefit from the strong connections with affiliated merchants. By using the merchants' networks as card acquisition base and cross-selling channels, the Group continues to explore fee based income business opportunities.

Customer Base

The customer base of the Group is widely diversified. Around 60% of the customers are in the age range of 40 to 60. To expand our customer profile to young generation and male segments, the Group launched a character card in this financial year. Meanwhile, female cardholders represent 70% of our card portfolio at 28th February 2018.

Convenient Service

During the year, the card and loan application process has been enhanced where mobile tablets can now be used by branch staff to enter customer data when a customer is applying for a credit card or loan. For ease of payment, customers can settle their payments via branch counters, convenience stores networks, phone banking, internet banking, and JETCO ATMs in Hong Kong. Customers can also have easy access to speedy and convenient cash advance and personal loan services via the Group's ATMs as well as its branch network and call centres. For access to marketing and service information, the Group revamped its mobile application with a completely new design to provide better digital experiences and services to customers.

Quality of Service

The Group obtained ISO 27001 certification for Information Security Management System, ISO 9001 certification for Quality Management System, ISO 10002 certification for Customer Satisfaction — Complaints Management System and ISO 14001 certification for Environmental Management System. These certifications help ensure that the highest level of quality service is being offered to customers.

Environmental, Social and Governance Report

ABOUT THIS REPORT

Reporting Objectives

The Company is a subsidiary of AFS and a member of the AEON Group and recognizes the importance of transparency and integrity as a key factor of corporate sustainability. This second Environmental, Social and Governance (“ESG”) report intends to give insight into the approach adopted and actions taken by the Company with regard to its operations and sustainability that have implications for the Group that should be of interest to stakeholders.

Reporting Scope and Period

The content of this report was defined after taking into account the materiality of sustainability issues arising from the Group’s operations. As a substantial part of the income of the Group comes from the Company’s operations in Hong Kong, this report mainly highlights the ESG performance of the Hong Kong head office and branches for the period from 1st March 2017 to 28th February 2018. This reporting timeframe is consistent with the Company’s financial year ended 28th February 2018.

Reporting Principles

The Company expects to disclose its progress with regard to ESG issues annually, and this report has followed the ESG Reporting Guide in Appendix 27 of the Listing Rules.

Environmental, Social and Governance Report

MANAGEMENT APPROACH TO CORPORATE SUSTAINABILITY

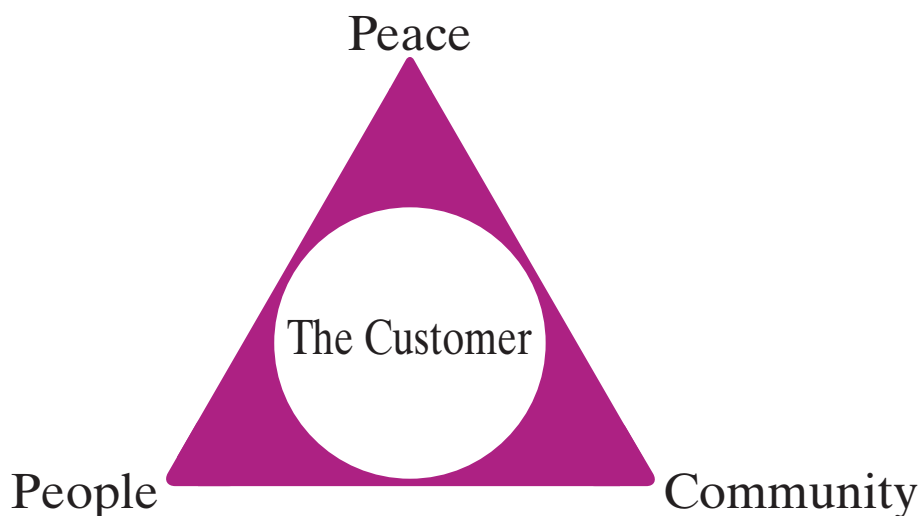
Everything we do, we do for our customers!

As a member of the AEON Group, the Company has inherited the AEON DNA as manifested in management philosophy. Together with our Board and other staff members of all departments and functions, we strive to provide the best support to customers' lifestyles and enable them to maximize future opportunities primarily through effective use of credit.

Corporate Governance from ESG Perspective

AEON Code of Conduct of AEON Japan reflects our commitment to guide and direct the future course of the Group. Every member of the AEON family of companies has taken on the challenge of promoting business innovation under the guiding principle that “everything we do, we do for our customers”.

AEON's Basic Principles



The word “AEON” means “Eternity” in Latin and our basic principles have illustrated our eternal mission to benefit our customers, and our operations are thus CUSTOMER-focused to the highest degree:

Peace — Our operations are dedicated to the pursuit of peace through prosperity.

People — We respect human dignity and value personal relationships.

Community — We are rooted in local community life and dedicated to making a continuing contribution to the community.

Environmental, Social and Governance Report

AEON Code of Conduct charts the course for our future and helps us interpret our basic principles to know what actions we may need to take for the benefit of our “customers of the era ahead.”

Determined to be a socially responsible entity which actively promotes environmental protection and makes social contribution, the Company is committed to both providing quality service and preserving the environment for the benefit and further development of our community. We aim to do everything within our power to promote and apply our AEON Code of Conduct into practice in our daily operations. It is our hope that all our stakeholders will join us in sharing this sense of purpose, thereby developing stronger bonds of trust amongst all of us.

Stakeholder Engagement

We value the importance of engaging with stakeholders in identifying material sustainability issues of relevance and importance, formulating business decisions, managing business operations, enhancing efficiency and identifying new business opportunities and the needs for community investment. We seek to develop long-term constructive relationships with our key stakeholders and engage with them through various formal and informal communication channels as well as independent and internal stakeholder exercises.



Environmental, Social and Governance Report

We keep stakeholders informed of our business activities through our annual and interim reports, press releases, announcements and circulars and utilize e-communications that are easily accessible through the Internet. We regularly review and relay stakeholder feedback to relevant departments for corresponding follow-up actions.

OUR KEY STAKEHOLDERS AND COMMUNICATION CHANNELS

Stakeholder	Major Concerns	Primary Communications Channels
Customers	<ul style="list-style-type: none"> • Business Procedures • Information Security • Product/Service Quality 	<ul style="list-style-type: none"> • Surveys • Loyalty events • Interaction at branch level • Newsletters and leaflets • Monthly statement inserts • Company website • Year-round publicity & donation campaigns • Customer service hotline • Social media: Facebook fan page • AEON HK Mobile App
Employees	<ul style="list-style-type: none"> • Salary and Welfare • Training and Development • Health and Safety 	<ul style="list-style-type: none"> • Employee surveys • Newsletters and intranet • Meetings with employees • Orientation and exit interviews • Performance assessment
Investors	<ul style="list-style-type: none"> • Corporate Operations • Economic Performance • Information Disclosure 	<ul style="list-style-type: none"> • Annual general meetings and investors' briefings • Interim and annual reports • Announcements, circulars and other corporate communications
Suppliers and other Business Partners	<ul style="list-style-type: none"> • Brand Development • Integrity and Sustainability 	<ul style="list-style-type: none"> • Ongoing audits • Best practice adoption • Regular executive committee meetings • Corporate events • Mass communications

Environmental, Social and Governance Report

Stakeholder	Major Concerns	Primary Communications Channels
Community Partners	<ul style="list-style-type: none"> Resolving Social Issues Philanthropy 	<ul style="list-style-type: none"> Community programmes Volunteer service programmes Year-round green partnership programmes
Government & Regulators	<ul style="list-style-type: none"> Legal and Regulatory Compliance Employment Protection Business Ethics 	<ul style="list-style-type: none"> Correspondence On-site inspection Compliance reporting Enquiries and clarifications
Industry Associations	<ul style="list-style-type: none"> Industry Development 	<ul style="list-style-type: none"> Regular meetings and correspondence

AEON recognises that our people, business partners, community partners and other stakeholders are keys to our sustainability. We strive to achieve corporate sustainability through providing quality products and services to our customers, engaging with our people, collaborating with business partners and supporting our community.

Awards Achieved and other Recognitions



ISO 9001 standard for Quality Management System

This is awarded for implementing the best practices according to the ISO 9001 Standard for continuous improvement in customer service quality .

Scope of certification: Head Office and branches since 2007



ISO 14001 certification for implementation of Environmental Management System

This is awarded for implementation of energy-efficient methods in operational processes such as reduction in paper and electricity.

Scope of certification: Head Office and branches since 2009

Environmental, Social and Governance Report



ISO 27001 - ISMS / IS 500955

ISO 27001 Certification for Information Security Management System

This is awarded to the IT division of the Company for implementation of the most stringent computer security policies and procedures for

- protection of customers' personal data;
- maintenance of confidentiality and integrity of customer data;
- availability of service to the satisfaction of customers.

Scope of certification: IT Division since 2006



Customer Satisfaction
ISO 10002 / CMS 513194

ISO 10002:2004 Certification for "Customer satisfaction — Complaints Management System"

This is awarded to the Company for its complaint management system.

Scope of certification: Departments that handle complaints since 2007



Named Caring Company for 11 consecutive years — Hong Kong Council of Social Services

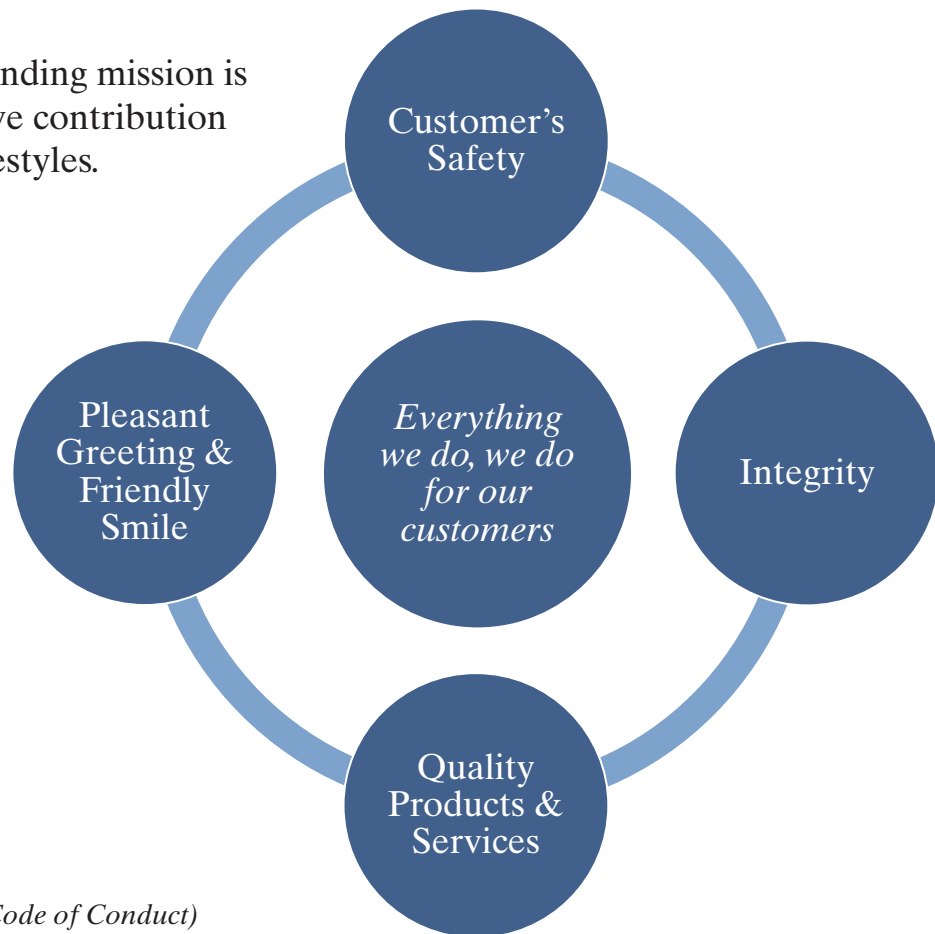


Manpower Developers of Employees Retraining Board — Manpower Developer Award Scheme

Environmental, Social and Governance Report

COMMITMENT TO OUR CUSTOMERS

AEON's never-ending mission is to make a positive contribution to customers' lifestyles.



(Source: The AEON Code of Conduct)

Being one of the Hong Kong's leading credit card issuers and consumer finance service providers, we are committed to providing an exceptional customer experience and a consistently high standard of service to our customers in the hope of building long-lasting relations. Customer focus is a core value of AEON and we always put our customers as the top priority. Not only do we keep our promises to our customers and always act with integrity, we also offer our customers quality services at reasonable prices.

To earn and maintain the confidence and trust of our customers, we strive to uphold our professional quality services for our customers.

Environmental, Social and Governance Report

Quality Services for Customers and Responsible Marketing

Since 2007, the Company has been certified to ISO 9001 standard for Quality Management System, which is conducive to the provision of efficient services and improvement of our customer satisfaction through establishment and continuous maintenance of a quality management system.

Responsible departments of the Company are from time to time updated on the latest legal and regulatory changes relevant to the Company's businesses and operations. Advertisements and business practices of the Company are internally reviewed from time to time to ensure that they are not in breach of applicable laws or regulations, including but not limited to the Money Lenders Ordinance, Trade Descriptions Ordinance, Competition Ordinance, Personal Data (Privacy) Ordinance and Insurance Ordinance.

Listening to Our Customers

We serve our customers through our 22 branch offices, 175 ATMs, customer service hotline, online enquiry forms and other channels. It is vital for us to manage and respond to customer feedback professionally and in a timely manner. We have developed Complaints Management System under ISO 10002 standard since 2007, and corresponding complaint handling flows have been constructed and further improved upon from then onwards for various settings (Branches or Customer Service Hotlines) and levels (from level 1 to level 5).

Types of Complaint	2016/17	2017/18
Service/product promotion	6	6
Service/product delivery	25	48

Protecting Customer Privacy

With a growing number of transactions through online and offline platforms, we have to handle an increasing amount personal data of our customers with care. We have met the standard required for ISO 27001 Certification for Information Security Management System since 2006.

Each year, our staff members are required to attend relevant training on personal data protection and we have designated the Head of the Risk Management Department to serve as our Data Protection Manager.

In addition to the internal measures introduced, we have implemented a number of preventive measures to protect the personal data of our customers. For example, our ATMs have been fitted with keypad covers for greater privacy and some are installed with CCTV to ensure our customers' property and their privacy.

Environmental, Social and Governance Report

In 2017/18, the Company did not receive any complaints related to loss of customer data. However, it is noticeable that the persistent rise in phone scams has adverse impact on our customer confidence in telemarketing promotion.

For the year ended 28th February 2018, the Company is not aware of any breach of laws or regulations relating to its products, services, operations or business practices.

COMMITMENT TO OUR PEOPLE

Together with AEON People

You are AEON.

When you deal with our business partners, you demonstrate to them through your sincere attitude and actions the “AEON like” spirit — something that cannot be imitated by other companies. This spirit should guide the attitude you project as you meet with other members of the community.

When you are assisting your customers, and when you spend time with your co-workers, your actions — even those that seem casual and inconspicuous — will accumulate to build the AEON Culture.

(Source: The AEON Code of Conduct)

We regard our staff as our most valuable asset and we place significant emphasis on human capital. The total number of staff of the Group as at 28th February 2017 and 28th February 2018 was 585 and 575 respectively, of which 57% to 62% of them are stationed in Hong Kong.

Environmental, Social and Governance Report

Year	2016/17	2017/18
No. of Staff	585	575
No. of Staff Stationed in HK	334 (57%)	357 (62%)
Sex Distribution in HK		
— Male (M)	164	162
— Female (F)	170	195
Term of Employment in HK		
— Full Time	334	330
— Part Time	—	—
— Contract	—	27
Categories of Employees in HK		
— Senior Management	16	13
— Middle Manager	114	107
— Junior/Frontline Staff	204	237
Age Groups in HK		
— ≤17	—	—
— 18-25	65	59
— 26-35	111	109
— 36-45	92	108
— 46-55	42	53
— ≥56	24	28
Total Turnover Rate in HK	20%	30%
— by Gender		
— Male	24%	13%
— Female	18%	17%
— by Age Group		
— 18≤25	40%	11%
— 26-35	21%	10%
— 36-45	14%	5%
— 46-55	14%	3%
— ≥56	13%	2%

We have been regularly reviewing our Employee Handbook (with the latest version released in March 2016 as its 21st edition). This Handbook provides detailed information to our employees about our employment policy, welfare and benefits, leave and rest days, conduct and discipline, occupational health and safety policy, personal data (privacy) policy, equal opportunity policy and guidelines related to gifts, entertainment, prevention of bribery/anti-corruption as well as conflict of interests. All the employees are provided with a copy of the Employee Handbook upon joining the Company and they are regularly informed of any revisions and updates. They are aware of the measures to prevent and identify instances of bribery/corruption, money laundering activities as well as the whistleblowing channels for reporting inappropriate conduct and other irregularities through training on the Company's relevant policies and guidelines.

All aspects of the Company's human resource policies and practices are determined and implemented in a manner strictly in compliance with all applicable laws and regulations.

Environmental, Social and Governance Report

Staff Remuneration and Benefits

Competitive staff benefits are keys to building an efficient team and work force that help deliver a high standard of service to customers. Our employees are remunerated according to the job nature, market trends and individual performance. Apart from medical insurance and provident fund, discretionary bonuses are awarded to employees based on individual performance as well as our financial performance. New appraisal and self-assessment systems have been implemented to better identify human resources need and to support our human resources development.

Training and Development



In our effort to ensure consistent delivery of a high standard of service from our employees, we have formulated our Training and Development Policy in 2008 which had been revised to the current 5th version in 2011. This Policy is reviewed regularly to meet the changing training needs across frontline and backend departments and set out the approach to provide vital support to our executives along their career path.



Sharing with Executives on AEON Code of Conduct



Visit to Mongkok Branch by representatives from AEON Credit Service (M) Bhd

Environmental, Social and Governance Report

We advocate cooperation and enable our employees to develop their full potential and contribute their diverse range of skills and experiences. Adequate training programmes are offered to assist their personal and professional growth. In addition, optimizing synergy among teams and departments has always been management's focus as an efficient way to enhance staff productivity and operational efficiency.

Internship program was first launched in July and August 2016 to give tertiary students or recent graduates a taster what a working life can be like in the financial service industry. 8 of them took part in this program. In 2017, we continued with internship program and 10 students joined and completed this program.

In an attempt to bring in and develop talented graduates with exceptional technical skills and forward-thinking ideas for the future management of the Company, the graduate trainee program was first launched in July 2017. Throughout this two-year program, trainees undergo practical training through on-the-job rotation assignments. 15 trainees joined and remained on the programme for the year ended 28th February 2018.

Year	2016/17	2017/18
Types of Employee Training		
— Major Categories	10	11
— No. of Training Programs	30	37
— No. of Training Sessions	114	140
— Total Training Hours	489	558
— Total Number of Attendees	1,680	1,905
Gender of employees		
— Male — Attendance/Percentage	806/48%	810/43%
— Female — Attendance/Percentage	874/52%	1,095/57%
Training Hours for Employee Categories/Percentage		
— Frontline and Junior Staff	3,255/68%	2,868/48%
— Middle Management	957/20%	909/15%
— Senior Management	199/4%	194/4%
— Directors	220/5%*	414/7%**
— Non-specific Target Groups	139/3%	1,557/26%

* only included internal training

** included internal and external training

Environmental, Social and Governance Report

In order to meet the ever-changing financial market and external environment, we have strengthened our training programmes in 2017/18 in order to enhance our capacity for ongoing development, as well as to accommodate and better support the continuing business growth. Additional and tailor-made training programmes have been provided to support the operation of various departments and employees at different developmental stages.

For the year ended 28th February 2018, we organised workshops to further familiarise our employees with AEON Code of Conduct and help internalise the guiding principles.

Occupational Health and Safety

The Company endeavours to provide a safe and healthy working environment and we have issued Occupational Safety and Health Guidelines for the benefit of every employee. As most of the employees are office-based workers spending long hours at their workstations, we have offered training on health and safety awareness in an office setting. We have also conducted spot checks on workstations arrangement to review the placement of monitor, keyboard and chair, in an attempt to prevent work-related injuries.

	2016/17	2017/18
No. of work-related fatalities	0	0
Rate of work-related fatalities	0	0
Lost days due to work injury/cases	2 days/1 case	3 days/2 cases

Diversity, Inclusion and Equal Opportunities

AEON upholds the principles of diversity, inclusive work environment and equal employment opportunities to eliminate discrimination, harassment and vilification on the grounds of age, sex, marital status, disability, family status, race, colour, descent, national or ethnic origins, or religion. We are committed to providing equal opportunities among all employees in adopting an open and fair attitude when evaluating employees' performance in connection with all employment matters such as promotion, transfer, salary adjustment, training, dismissal and redundancy.

Environmental, Social and Governance Report

We provide training and other awareness-raising activities to promote respectful behaviour and tolerant attitudes among staff, and have a formal complaint procedure for any employee who feels that they have been subject to discrimination, harassment and vilification.

Employee Engagement

In order to build a harmonic workplace, we encourage regular communication between staff at all levels. Employees are regularly updated on the development of the Company and the wider AEON group through diversified channels activities such as annual dinner to boost office morale.

We conduct regular employee surveys on topics such as career aspiration and training needs to provide information for the Company to make better development plans.

In 2017/18, 13 staff members have been recognized by our senior management for serving in the Company for more than 10 and 20 years.

All employees who resign are asked to participate in an exit interview for the Company to find out more about their reasons for leaving. The Company may take appropriate action in case of identification of any significant emerging trend.

For the year ended 28th February 2018, the Company is not aware of any breach of laws or regulations relating to employment, occupational health and safety, labour standard or anti-corruption.

Environmental, Social and Governance Report

COMMITMENT TO OUR COMMUNITY

AEON aims to set an example as a good corporate citizen, working together with the community for its growth and the improvement of quality of life.



(Source: The AEON Code of Conduct)

The Company not only strives to provide a satisfactory return to our shareholders, but also takes pride in making charitable contributions to the local community.

Environmental, Social and Governance Report

We recognise the importance of local communities to the continued success and growth of our business. We believe in working closely with local community partners to enhance the positive impacts we can make to the development of the Hong Kong community.

Volunteering



Tree Planting Day 2017

Under our adopted philosophy of “peace”, “people” and “community”, we have been organising and lining up our employees as well as their family members for volunteering opportunities. We have been contributing to the conservation of our environment through our 14th participation in Hong Kong Tree Planting Day to fulfill our mission of “Planting Seeds of Growth”. 34 employees together with their family members have joined us for the year 2017. This activity helps reduction of

carbon emissions. It also raises our awareness about climate change and the importance of conserving our environment with concerted efforts.

Giving

During the year, we have donated in total HK\$771,000 to support educational projects through our AEON Scholarship. We believe our financial support to outstanding students can help nurture the future leaders for the community.

This year, we have supported a total of 50 students from the following universities:

Universities in Mainland China

Peking University
Sun Yat-Sen University
Tsinghua University
Shenzhen University

Nankai University
Beijing International Studies University

University in Hong Kong

Lingnan University

Environmental, Social and Governance Report

Community Partnership

AEON believes that partnership with community organisations can create synergy and produce knock-on effects in creating a more caring community. In recent years we have developed local partnership in Hong Kong to help people in need.

One of the major partnership programmes is “UNICEF Young Envoys Programme”. Through our continuous sole sponsorship, Hong Kong Committee for UNICEF can provide a valuable opportunity for local youngsters to explore global and local issues in relation to children’s rights to survival, protection, development and participation. The participating youngsters can go through a comprehensive training and participatory journey including Leadership Training Camp, workshops, school project, social service project, community project and field visit. We believe that our sponsorship can widen the horizon and provide the future leaders with an opportunity for holistic development through this well-developed youth programme.



UNICEF Young Envoys Programme 2017





have been recognized as one of the “Caring Companies” for the eleventh year by the Hong Kong Council of Social Service. This label reflects our unfailing contribution and supports to various community programmes on environmental protection, education and cultural exchange.

In addition to driving our support to some meaningful programmes, the Company also encourages our customers to support community development through their credit card bonus point donation. 120 credit card holders have channeled their HK\$20,400 — worth of donation via this bonus point scheme to support the conservation work of the World Wide Fund — Hong Kong.

The Company’s efforts and contributions to the local community

Environmental, Social and Governance Report

COMMITMENT TO OUR ENVIRONMENT

-  AEON will implement all possible measures to use environmentally friendly materials in its operations. AEON is committed to reduce air pollution and aims to conserve resources and energy such as electricity, gas etc. by using these resources efficiently. AEON will comply with applicable laws and regulations of the HKSAR government regarding environmental protection.
-  AEON will establish environmental goals and targets, which will be reviewed periodically to continually advance and improve its efforts towards environmental protection.
-  AEON will encourage and support environmental protection activities, reforestation and other related social programmes.
-  All employees are made aware of this Policy through educational and training programmes.

AEON Environmental Policy

The Company is committed to support good environmental standards and to ensure implementation of environmentally friendly measures. Apart from the ISO 14001 Certification on Environmental Management System, Environmental Instruction, EMS Manual and Environmental Procedure Manual are regularly reviewed and updated with our relevant employees to facilitate regular environmental aspect evaluation at both head office and branch levels.

Save as disclosed in this report, the Company is not aware of any significant impact of its activities on the environment and natural resources. Due to the nature of our industry and operational practices, intensity pertaining to the consumption of energy or other resources or to emissions is not regarded as relevant or material performance indicator.

Energy Consumption

We are committed to reducing energy consumption across our head office and branches. Knowing that our operations at various premises consume a significant amount of energy, we have introduced a number of measures to reduce our energy consumption. In addition to replacing the old facilities with energy-efficient equipment, we have encouraged our employees to join us in building a greener office, such as turning off all of the electrical appliances after office hours or not in use or setting them in energy-saving mode.

Environmental, Social and Governance Report

Electricity used on our premises is the single largest contributor to our greenhouse gas footprint. Our major electricity consumption for Hong Kong operations have been summarised in the following table. Our ATMs have extended our service network to support the service needs of our territory-wide customers. We have estimated the electricity consumption incurred from 175 ATMs (of which 8 ATMs are located in our branches) accordingly.

Year	2016/17	2017/18
Office Areas	495,070	467,538
ATMs	206,123	203,396
Total Electricity Consumption/kWh	701,193	670,934

As our estimated electricity consumption amongst our ATMs is rather stable, the drop of electricity consumption in 2017/18 by 30,259 kWh was mainly caused by our effective energy saving policies and concerted efforts from our employees. The 5.6% decrease in electricity consumption in office and branches may help reduce any adverse impacts on climate change.

Greenhouse Gas Emissions

Other than electricity consumption, transportation contributed to the greenhouse emissions to the environment attributable to the Company. Our use of vehicles for local commutation and flight to overseas destinations for business trips had led to both direct and some indirect greenhouse gas emissions through burning of fuels:

Major Sources of Greenhouse Gas Emissions/tonne CO ₂ -e*	2016/17	2017/18
Vehicle	5.793	6.151
Electricity consumption	403.498	369.985
Staff travel by air flights	17.238	21.326
Total greenhouse gas emissions from material sources	426.529	397.462
Less: tree planting	(1.334)	(1.334)
Net greenhouse gas emissions from material sources	425.195	396.128

* Calculated in accordance with "Carbon Audit Toolkit for Small and Medium Enterprises in Hong Kong" issued by The University of Hong Kong and City University of Hong Kong. Other reference: "Guidelines to Account for and Report on Greenhouse Gas Emissions and Removals for Buildings (Commercial, Residential or Institutional Purposes) in Hong Kong" by EPD and EMSD of the Government of the HKSAR.

Environmental, Social and Governance Report

Consumption of Other Resources

It is inevitable that significant amount of paper has to be consumed in our daily operation. Even though no packaging material is used for our finished products, we need to use paper for purposes ranging from forms, customer communication, legal documents, internal documentation and record keeping. We have made use of information technology to reduce our paper consumption and safeguard our required documentation process. Our paper reduction approaches involve the analysis of our workflows for reducing or eliminating paper and opting for paper from alternative or sustainable sources where possible.

Since 2011, we have introduced green statement to all our customers and replaced these printed documents with PDF files. We have gained much support from customers as 23.6% of them have opted for electronic statements instead. We shall continue to promote this greener practice with our customers in the years ahead.

Our office paper consumption for daily operation in 2017/18 was 0.335 tonne, which was 20% lower than the consumption rate in 2016/17. We have been encouraging all employees to reduce paper consumption for the sake of protecting the environment.

Because of the nature of our industry, the volume of waste water is materially the same as the amount of water consumed. There is no issue in sourcing water or any significant potential to achieve tangible improvement in water efficiency in light of our current consumption solely for non-productive purposes. All waste water goes to the government sewage system. From our record, water consumed is approximately 7,340 litres for the year ended 28th February 2018, compared with approximately 6,885 litres for the year ended 28th February 2017.

Recycling

As part of our endeavour to reduce pollution caused by landfills, we have recycling facilities in place to collect wastes and encourage separation of wastes at sources at our head office. No hazardous waste of any material amount is generated from our business operation. Total non-hazardous waste produced in 2017/18 was 8.4 tonnes.

We have been recycling a total of 0.408 tonne of plastic bottles and paper collected from employees in last year, compared with 0.067 tonne for the year ended 28th February 2017.

For the year ended 28th February 2018, the Company is not aware of any breach of laws or regulations relating to environmental protection.

Board of Directors

DIRECTORS

Mr. Masaaki Mangetsu, aged 60, was appointed as a Non-executive Director and the Chairman on 23rd June 2017. He is currently the Managing Director in charge of the global business strategy of AEON Financial Service Co., Ltd., a listed public company. He is also a Director of AEON Credit Service Co., Ltd. He joined AEON Co., Ltd., a listed public company, in March 1981 after he graduated from the Keio University with a Bachelor's degree in Law. He worked for AEON Co., Ltd. for 28 years before he joined AEON Retail Co., Ltd. in April 2009 and then AEON (China) Co., Ltd. in March 2012. He was the Chief Operating Officer in charge of the general merchandise stores business of AEON (China) Co., Ltd. prior to joining AEON Financial Service Co., Ltd. in April 2014 as the Head of the Marketing Department. He has over 30 years of experience in sales and marketing.

Mr. Hideo Tanaka, aged 47, was appointed as an Executive Director and the Managing Director on 26th June 2015. He is in charge of the Branch Management Division of the Company. He is also a Director of AEON Insurance Brokers (HK) Ltd., a subsidiary of the Company. He was previously with the Company from April 1997 to March 1999 and rejoined the Company in June 2015. He joined AEON Financial Service Co., Ltd., a listed public company, in April 1995 and has worked for AEON financial group in Japan, Hong Kong, Malaysia and Vietnam. He was the General Director of ACS Trading Vietnam Co., Ltd. from May 2008 to May 2015. He has over 20 years of experience in the consumer finance industry. He holds a Bachelor's degree in Commerce from the Waseda University.

Mr. Lai Yuk Kwong, aged 55, was appointed as an Executive Director and the Deputy Managing Director on 23rd June 2017. He is in charge of the Corporate Management Division of the Company. He is also the Managing Director of AEON Insurance Brokers (HK) Ltd., a subsidiary of the Company. He was a member of the Board from June 1999 to June 2016 and the Deputy Managing Director of AEON Financial Service (Hong Kong) Co., Ltd. from July 2012 to June 2015. After he retired from the Board in June 2016, he served as an advisor of the Company. He joined the Company in July 1996. He holds a Professional Diploma in Accountancy from the Hong Kong Polytechnic University. He is a fellow member of the Hong Kong Institute of Certified Public Accountants, the Institute of Chartered Accountants in England & Wales and the Association of Chartered Certified Accountants.

Board of Directors

Ms. Koh Yik Kung, aged 62, was appointed as an Executive Director on 21st June 2001. She is also the Company Secretary and the in-house counsel. She is in charge of the Legal and Compliance Division of the Company. She was formerly with the Company from August 1992 to June 1994 and rejoined the Company in November 1998. Ms. Koh holds a Bachelor's degree in Law from the London South Bank University. She is a barrister.

Mr. Tomoharu Fukayama, aged 44, was appointed as an Executive Director on 24th June 2016. He joined the Company in April 2015. He is in charge of the Marketing, Sales and Operation Division of the Company. He joined AEON Financial Service Co., Ltd., a public listed company, in March 1997 after he graduated from the Waseda University with a Bachelor's degree in Literature. He was transferred to AEON Co., Ltd., a public listed company, in March 2010. He has over 15 years of experience in the consumer finance industry.

Mr. Toru Hosokawa, aged 47, was appointed as an Executive Director on 24th June 2016. He is in charge of the Accounts and Finance Division and the HR and General Affairs Division of the Company. He joined AEON Financial Service Co., Ltd., a public listed company, in November 2004 after working in a financial institution for 10 years. Prior to joining the Company, he was an Executive Officer in charge of the Finance and Accounting Department and the Human Resources Department of AEON Credit Service Co., Ltd. He holds a Bachelor's degree in Accounting from the Chuo University.

Mr. Lee Ching Ming, Adrian, aged 66, was appointed as an Independent Non-executive Director on 1st October 2016. He was the Chief Executive Officer and an Executive Director of Eagle Asset Management (CP) Limited, the manager of Champion REIT from 2008 till he retired on 30th June 2016. Mr. Lee has acquired extensive property and banking industry experience over a career spanning over 43 years. Mr. Lee held senior management positions for more than 22 years in the Great Eagle Group of companies, a major listed real estate company in Hong Kong, where his responsibilities included the management of marketing, leasing and sale activities, banking relationships, corporate communications and investor relations, as well as the management of Champion REIT. Mr. Lee also had over two decades of corporate real estate lending and advisory experience with a multinational banking institution. Mr. Lee was a Non-executive Director of Cinderella Media Group Limited, a listed public company, from June 2002 to September 2015. Mr. Lee graduated from the University of Hong Kong with a Bachelor of Social Sciences degree.

Board of Directors

Mr. Wong Hin Wing, aged 55, was appointed as an Independent Non-executive Director on 13th October 2004. He holds a Master's degree in Executive Business Administration from The Chinese University of Hong Kong. He is a fellow member of the Hong Kong Institute of Certified Public Accountants, the Institute of Chartered Accountants in England & Wales, the Association of Chartered Certified Accountants, the Hong Kong Institute of Directors and the Institute of Chartered Secretaries and Administrators. He is also a member of the American Institute of Certified Public Accountants and a chartered member of the Chartered Institute for Securities & Investment. He is an Independent Non-executive Director of Dongjiang Environmental Company Limited (a public company with A shares listed on the Small and Medium Enterprise Board of the Shenzhen Stock Exchange and H shares listed on the Stock Exchange), CRCC High-Tech Equipment Corporation Limited (a public company with H shares listed on the Stock Exchange), China Agri-Products Exchange Limited (a public company listed on the Stock Exchange), Inner Mongolia Yitai Coal Co., Ltd. (a public company with B shares listed on the Shanghai Stock Exchange and H shares listed on the Stock Exchange), Guangzhou Baiyunshan Pharmaceutical Holdings Company Limited (a public company with A shares listed on the Shanghai Stock Exchange and H shares listed on the Stock Exchange) and Wine's Link International Holdings Limited (a public company listed on the Stock Exchange). He is also a member of Anhui Provincial Committee of the Chinese People's Political Consultative Conference, a panel member of Securities and Futures Appeals Tribunal, a member of the Nursing Council of Hong Kong and a member of the Construction Industry Council. He is the Managing Director and has been the responsible officer of China Silk Road International Capital Limited (formerly known as Legend Capital Partners, Inc.), a licensed corporation under the SFO since 1997. Prior to this, he had worked with an international audit firm for four years and then a listed company as the Chief Financial Officer for seven years. He has 34 years of experience in accounting, finance, investment management and advisory.

Mr. Kenji Hayashi, aged 67, was appointed as an Independent Non-executive Director on 24 June 2016. He is currently an Adviser of the Institute of Corporate Governance, Japan. He is an Outside Director of AEON Credit Service Co., Ltd. and Optical Comb, Inc. He is an Independent Director of AEON Thana Sinsap (Thailand) Public Company Limited, a listed public company. He was formerly the President and Representative Director of Plusum Co., Ltd., the President of Fisco Financial College and the President and CEO of Sigma Base Capital Corporation. He had held senior positions in Nippon Credit Bank Ltd., Deutsche Bank, Deutsche Securities Inc. and Westdeutsche Landesbank. He holds a Bachelor's degree in German Language from the Tokyo University of Foreign Studies.

Corporate Governance Report

The Company is committed to maintaining a high standard of corporate governance to balance the interests of shareholders, customers, employees and other stakeholders. The Company has complied with the code provisions of the CG Code throughout the year ended 28th February 2018, with the exceptions of code provisions A.4.1 and A.4.2 which are explained below.

Code provision A.4.1 provides that non-executive directors should be appointed for a specific term, subject to re-election. The second limb of code provision A.4.2 provides that every director, including those appointed for a specific term, should be subject to retirement by rotation at least once every three years.

The Company's Non-executive Directors are not appointed for a specific term and Directors are not subject to retirement by rotation. However, all Directors, including the executive, non-executive and independent non-executive, are subject to retirement at each annual general meeting of the Company in accordance with the Articles. As such, the Board considers that sufficient measures have been taken to ensure that the Company's corporate governance practices are no less exacting than those in the CG Code.

DIRECTORS' SECURITIES TRANSACTIONS

The Company has adopted the Model Code as its own code for securities transactions by Directors. Having made specific enquiry of all Directors, they confirmed that they have complied with the required standard set out in the Model Code throughout the year under review.

BOARD OF DIRECTORS

Role of the Board

The Company is headed by an effective Board which assumes responsibility for its leadership and control and is collectively responsible for promoting its success by directing and supervising its affairs. The Board has a formal schedule of matters reserved for its approval. Matters reserved for the Board's decision include, among others, long-term objectives and strategy; oversight of operations ensuring competent and prudent management, sound planning, adequate systems of risk management and internal control, adequate accounting records and compliance with relevant statutory and regulatory obligations; annual budgets; capital management; annual and interim financial reporting; declaration of dividends; Board membership; and corporate governance matters. Directors, as members of the Board, jointly share responsibility for the proper direction and management of the Company. Daily operations and administration are delegated to the management.

Corporate Governance Report

Composition

As at the date of this report, the Board comprises nine members, consisting of five Executive Directors, one Non-executive Director and three Independent Non-executive Directors. The Company has complied with Rules 3.10 and 3.10A of the Listing Rules regarding the appointment of at least three independent non-executive directors (including at least one independent non-executive director with appropriate professional qualifications or accounting or related financial management expertise) and that the number of independent non-executive directors must be at least one-third (1/3) of the board of directors. The name and biographical details of each Director are set out on pages 39 to 41 of this annual report.

Independent Non-executive Directors are identified in all corporate communications containing the names of the Directors. An updated list of the Directors identifying the Independent Non-executive Directors and the role and function of the Directors is maintained on the Company's website and the Stock Exchange's website.

Members of the Board come from diverse backgrounds. They have a diverse range of business, banking and professional expertise. The Board possesses relevant experience, competencies and personal qualities to discharge its responsibilities adequately and effectively.

There is no relationship (including financial, business, family or other material/relevant relationship(s)) between the Board members.

Independence of Independent Non-executive Directors

The Company has received from each Independent Non-executive Director an annual confirmation of his independence pursuant to Rule 3.13 of the Listing Rules. The Company considers that all Independent Non-executive Directors are independent in accordance with the guidelines set out in Rule 3.13 of the Listing Rules. The Nomination Committee reviews and assesses the independence of the three Independent Non-executive Directors on an annual basis.

Board Process

Board meetings are scheduled one year in advance and held once a month. The date of the next Board meeting is fixed at the close of each Board meeting. At least 14 days' notice is given to all Directors before each Board meeting and all Directors are given an opportunity to include matters for discussion in the agenda. The agenda and accompanying Board papers are sent to all Directors at least three days in advance of every Board meeting to facilitate informed discussion and decision-making. Management provides appropriate and sufficient information to the Board and its committees in a timely manner to enable them to make informed decisions. Members of the senior management may be invited to attend Board meetings to make presentations or answer the Board's and individual Directors' enquiries.

Corporate Governance Report

Minutes of the Board and committee meetings record in sufficient detail of matters and concerns discussed are kept by the Company Secretary and open for inspection at any reasonable time on reasonable notice by any Director. Draft and final versions of minutes of Board and committee meetings are sent to Directors for their comments and records within a reasonable time after each meeting.

Under the Articles, a Director shall not vote or be counted in the quorum in respect of any contract, arrangement or other proposal in which he/she or any of his/her associates is/are materially interested.

Appropriate liability insurance is in place to indemnify the Directors in respect of legal action against them.

Attendance at Board Meetings

During the year, twelve Board meetings were held at which important matters discussed included, among others, material capital investments; business strategies; financial and business performance; annual budget; proposals for final and interim dividends; and connected transactions. The attendance records of the Directors are set out below:

Directors	Attendance
<i>Executive Directors:</i>	
Hideo Tanaka (<i>Managing Director</i>)	12/12
Lai Yuk Kwong (<i>Deputy Managing Director</i>)*	8/8
Koh Yik Kung	12/12
Kiyoshi Wada ^Δ	4/4
Tomoharu Fukayama	12/12
Toru Hosokawa	12/12
<i>Non-executive Directors:</i>	
Masaaki Mangetsu (<i>Chairman</i>)*	8/8
Takamitsu Moriyama (<i>Chairman</i>) ^Δ	4/4
<i>Independent Non-executive Directors:</i>	
Lee Ching Ming, Adrian	12/12
Wong Hin Wing	11/12
Kenji Hayashi	12/12

* appointed on 23rd June 2017

^Δ retired on 23rd June 2017

Corporate Governance Report

Directors' Training

Every newly appointed Director will receive an induction package including key legal requirements, the Articles and the Company's relevant policies and guidelines. Executive Directors and senior management will meet with the new Directors to provide them with more detailed knowledge of the Company's business and operations. The Company continuously updates Directors on the latest development of the Listing Rules and other applicable regulatory requirements to ensure compliance and enhance their awareness of good corporate governance practices.

All Directors are encouraged to participate in continuous professional development to develop and refresh their knowledge and skills. During the year, the Company organized a two-day training programme on organization management, decision-making and compliance and corporate value as well as an AEON Code of Conduct training for the Executive Directors. The Company also organized a visit to the microfinance subsidiary in Shenzhen for the Independent Non-executive Directors to allow them to have a better understanding of their operations. Individual Directors also attended seminars/conferences/forums relevant to his/her profession and duties as Directors. All Directors had provided the Company Secretary with their training records for the year under review.

During the year ended 28th February 2018, the Directors received trainings on the following areas:

Directors	Corporate Governance	Legal and Regulatory Development	Financial/ Management/ Business Skills and Knowledge
<i>Executive Directors</i>			
Hideo Tanaka	✓	✓	✓
Lai Yuk Kwong	✓	✓	✓
Koh Yik Kung	✓	✓	✓
Tomoharu Fukayama	✓	✓	✓
Toru Hosokawa	✓	✓	✓
<i>Non-executive Director</i>			
Masaaki Mangetsu	✓	✓	✓
<i>Independent Non-executive Directors</i>			
Lee Ching Ming, Adrian	✓	✓	✓
Wong Hin Wing	✓	✓	✓
Kenji Hayashi	✓	✓	✓

Corporate Governance Report

CHAIRMAN AND MANAGING DIRECTOR

The Chairman of the Board is Mr. Masaaki Mangetsu and the Managing Director is Mr. Hideo Tanaka. The respective roles of the Chairman and the Managing Director are segregated and assumed by two separate individuals who have no relationship with each other to ensure the power and authority are not concentrated in any one individual. The division of responsibilities between the Chairman and the Managing Director have been clearly established and set out in writing.

The Chairman is responsible for the effective running of the Board, while the Managing Director is delegated with the authorities to manage the business of the Company.

During the year, the Chairman, who is a Non-executive Director, held a meeting with the Independent Non-executive Directors in the absence of the Executive Directors.

APPOINTMENT AND RE-ELECTION OF DIRECTORS

The Board adopts a nomination procedure for the appointment of new Directors. A proposal for the appointment of a new Director will be first reviewed by the Nomination Committee. Upon recommendation by the Nomination Committee, the Board will make the final decision.

In accordance with the Articles, all Directors are subject to retirement at each annual general meeting of the Company. Any Director appointed to fill a casual vacancy or as an addition to the Board shall hold office only until the next following general meeting of the Company and shall then be eligible for re-election.

On 23rd June 2017, the Board approved (i) the appointment of Mr. Masaaki Mangetsu as a Non-executive Director and the Chairman; and (ii) the appointment of Mr. Lai Yuk Kwong as an Executive Director and the Deputy Managing Director. Mr. Masaaki Mangetsu and Mr. Lai Yuk Kwong will retire at the 2018 AGM in accordance with the Articles and shall be eligible for re-election.

BOARD COMMITTEES

The Board has three committees, namely, the Nomination Committee, the Remuneration Committee and the Audit Committee. All the Board committees are empowered by the Board under their own respective terms of reference which have been posted on the Company's website and the Stock Exchange's website.

Corporate Governance Report

Nomination Committee

The Nomination Committee comprises one Non-executive Director and three Independent Non-executive Directors. The Nomination Committee is chaired by Mr. Masaaki Mangetsu. The other members are Mr. Lee Ching Ming, Adrian, Mr. Wong Hin Wing and Mr. Kenji Hayashi.

The Nomination Committee was established with specific written terms of reference which deal clearly with its authority and duties. Its duties include, among others, assessing the independence of Independent Non-executive Directors and making recommendations to the Board all new appointments and re-election of Directors. It shall consider the suitability of a candidate to act as a Director on the basis of the candidate's qualification, experience and other relevant factors, and assess the independence of Independent Non-executive Directors taking into account the independence requirements set out in Rule 3.13 of the Listing Rules. The Nomination Committee meets at least once a year, and its terms of reference are posted on the Company's website and the Stock Exchange's website.

The Nomination Committee held one meeting for the year ended 28th February 2018 to (i) review the structure, size and composition of the Board; (ii) consider the suitability of candidates for directorship; (iii) assess the independence of Independent Non-executive Directors; (iv) review the time commitment required from a Director; and (v) recommend to the Board the Directors for re-election at the 2017 AGM.

The attendance records of members of the Nomination Committee are set out below:

Members	Attendance
Masaaki Mangetsu (<i>Chairman</i>)*	0/0
Takamitsu Moriyama (<i>Chairman</i>) ^Δ	1/1
Lee Ching Ming, Adrian	1/1
Wong Hin Wing	1/1
Kenji Hayashi	1/1

* appointed on 23rd June 2017

^Δ retired on 23rd June 2017

The Board has adopted a Board Diversity Policy which aims to set out the approach to achieve diversity on the Board. The Company recognizes and embraces the benefits of diversity of Board members. It endeavours to ensure that the Board has a balance of skills, experience and diversity of perspectives appropriate to the requirements of the Company's business. All Board appointments will be based on merit while taking into account diversity. Selection of candidates will be based on a range of diversity perspectives, including but not limited to gender, age, cultural and educational background, professional experience, skills, knowledge and length of service. The ultimate decision will be based on merit and contribution that the selected candidates will bring to the Board. The Nomination Committee will review the Board Diversity Policy, as appropriate, to ensure its effectiveness.

Corporate Governance Report

Remuneration Committee

The Remuneration Committee comprises one Non-executive Director and three Independent Non-executive Directors. The Remuneration Committee is chaired by Mr. Lee Ching Ming, Adrian. The other members are Mr. Masaaki Mangetsu, Mr. Wong Hin Wing and Mr. Kenji Hayashi. The duties of the Remuneration Committee include, among others, determining the remuneration packages of individual Executive Directors and making recommendation to the Board on the fees of the Independent Non-executive Directors. The Remuneration Committee meets at least once a year, and its terms of reference are posted on the Company's website and the Stock Exchange's website. The objective of the Company's remuneration policy is to provide remuneration in form and amount which will motivate and retain high calibre executives. The principal elements of executive remuneration package include basic salary and discretionary bonus. The emoluments of the Executive Directors are decided by the Remuneration Committee, having regards to the Group's operating results, individual performance and comparable market statistics. No Director is involved in deciding his own remuneration. Details of the Directors' emoluments are set out in note 12 to the financial statements.

The Remuneration Committee held one meeting for the year ended 28th February 2018 to review the salaries and performance bonuses for the Executive Directors and recommend to the Board the Directors' fees for the Independent Non-executive Directors. The attendance records of members of the Remuneration Committee are set out below:

Members	Attendance
Lee Ching Ming, Adrian (<i>Chairman</i>)	1/1
Masaaki Mangetsu *	0/0
Takamitsu Moriyama ^Δ	1/1
Wong Hin Wing	1/1
Kenji Hayashi	1/1

* appointed on 23rd June 2017

^Δ retired on 23rd June 2017

Corporate Governance Report

Audit Committee

The Audit Committee comprises one Non-executive Director and three Independent Non-executive Directors. The Audit Committee is chaired by Mr. Lee Ching Ming, Adrian. The other members are Mr. Masaaki Mangetsu, Mr. Wong Hin Wing and Mr. Kenji Hayashi. Members of the Audit Committee possess appropriate professional qualifications or accounting or related financial management expertise. The duties of the Audit Committee include, among others, reviewing the nature and scope of audit performed by external auditor, reviewing the financial information of the Group, overseeing the Group's financial reporting, risk management and internal control systems, and reviewing and monitoring the effectiveness of the internal audit function. The Audit Committee is delegated by the Board with the responsibility of overseeing the corporate governance functions of the Company as set out in code provision D.3.1 of the CG Code. The Audit Committee will also discuss matters raised by the external auditor to ensure that appropriate recommendations are implemented. The Audit Committee meets at least twice a year, and its terms of reference are posted on the Company's website and the Stock Exchange's website.

During the year, the external auditor held meetings with the members of the Audit Committee in the absence of the Executive Directors.

The Audit Committee held four meetings for the year ended 28th February 2018, and three meetings were attended by the external auditor. The work performed by the Audit Committee included:

- Met with the external auditor to discuss the general scope of their audit work;
- Reviewed the external auditor's management letter and management's response;
- Reviewed the management representation letter;
- Reviewed the effectiveness of risk management and internal control systems;
- Reviewed and approved the annual internal audit plan;
- Reviewed and approved the engagement of external auditor for providing non-audit services;
- Reviewed and approved the remuneration in respect of audit and non-audit services provided by external auditor;
- Reviewed the independence and objectivity of external auditor;
- Met with the external auditor to discuss issues arising from the audit of annual accounts and review of interim accounts;
- Reviewed the quarterly, half-yearly and annual results;

Corporate Governance Report

- Reviewed the annual report and accounts and half-year interim report;
- Recommended to the Board the reappointment of external auditor;
- Reviewed the continuing connected transactions;
- Reviewed the training and continuous professional development of the Directors; and
- Reviewed the Company's compliance with the CG Code and disclosure in the Corporate Governance Report.

The attendance records of members of the Audit Committee are set out below:

Members	Attendance
Lee Ching Ming, Adrian (<i>Chairman</i>)	4/4
Masaaki Mangetsu*	2/2
Takamitsu Moriyama ^Δ	2/2
Wong Hin Wing	3/4
Kenji Hayashi	4/4

* appointed on 23rd June 2017

^Δ retired on 23rd June 2017

RISK MANAGEMENT AND INTERNAL CONTROL

The Board is responsible for evaluating and determining the nature and extent of the risks it is willing to take in achieving the Group's strategic objectives and ensuring that the Group establishes and maintains appropriate and effective risk management and internal control systems and reviewing their effectiveness. The Board is also responsible for overseeing the design, implementation and monitoring of the risk management and internal control systems. The risk management and internal control systems are designed to provide reasonable, but not absolute, assurance against material misstatement or loss and to manage rather than eliminate risks of failure in operating systems or in achievement of the Group's business objectives.

The Board, through the Audit Committee, assesses the effectiveness of the Group's risk management and internal control systems, which covers all material controls, including financial, operational and compliance controls, on an annual basis, and also considers the adequacy of resources, staff qualifications and experience, training programmes and budget of the Company's accounting, internal audit and financial reporting functions. Significant issues in the management letters from both internal and external auditors will be brought to the attention of the Audit Committee to ensure that prompt remedial action is taken. All recommendations will be properly followed up to ensure they are implemented within a reasonable period of time.

Corporate Governance Report

Each division across the Company embraces the Company's Enterprise Risk Management (the "ERM") framework for their process management in day-to-day business activities. The ERM framework includes strategic, credit, operational (administrative, system, human resources, tangible, reputation, personal data protection and business continuity), market, liquidity, compliance, legal and regulatory risks. There are risk management policies, regulations and guidelines issued for operating units to identify, access, manage, and control risks across the Company. Exposure to these risks is continuously monitored by the Board through the management-level Risk Management Committee comprising the Executive Directors and members of senior management on an on-going basis.

The internal control system of the Group includes a defined management structure with specified limits of authority. The Board has clearly defined the authorities and key responsibilities of each division to ensure adequate checks and balances. The internal control system has been designed to safeguard the Group's assets against unauthorized use or disposition; to ensure the maintenance of proper accounting records for producing reliable financial information; and to ensure compliance with applicable laws, regulations and industry standards.

The key processes that have been established under the risk management and internal control systems include the following:

- Three lines of defense model is set up as per the Enterprise Risk Management Policy:
 - 1st line of defense consists of all operating units;
 - 2nd line of defense consists of the Risk Management Department and the Legal and Compliance Department; and
 - 3rd line of defense consists of internal audit which provides independent assurance on the effectiveness of our risk management and internal control systems.
- Each division has to follow the relevant policies, regulations and guidelines to conduct risk assessment in their areas and report any incidents to the Risk Management Committee.
- The Risk Management Department will monitor the key risk indicators and risk events occurred to ensure effective controls are in place in operating units.
- The Legal and Compliance Department will monitor compliance and regulatory requirements to ensure adherence by operating units.
- The members of the Risk Management Committee consist of the Executive Directors, Heads of Divisions and Head of Risk Management Department. Department Heads of Credit Management, Customer Relationship Management, IT Infrastructure and Operation, and Internal Audit are regularly invited to attend the monthly meetings of the Risk Management Committee.

Corporate Governance Report

- Significant risk events, material losses and internal control weaknesses are reported at the Risk Management Committee meetings.
- The members of Risk Management Committee are responsible for ensuring the effectiveness of implementations and adequacy of the ERM framework and ensuring significant risks are mitigated with preventive measures.
- The risk management and internal control report is presented to the Audit Committee on a quarterly basis while the risk management report and details of incidents are reported to the Board on a monthly basis.
- Ongoing trainings on risk management and internal control are provided to the relevant employees.

During the year under review, no major internal control weaknesses were found but several areas for improvement were identified by the Risk Management Committee and both the internal and external auditors and appropriate improvement measures were taken. The Board is of the view that appropriate risk management and internal control systems are in place in the Company for the year and up to the date of issuance of the annual report is effective and adequate.

Whistleblowing Policy

The Company is committed to achieving and maintaining a high standard of probity, openness, and accountability. A Whistleblowing Policy is in place to create a system for the employees and other stakeholders of the Company to raise concerns, in confidence, about possible improprieties. The identity of each whistleblower and all information provided in connection with a whistleblowing report will be treated with the strictest confidence.

Continuous Disclosure Policy

A Continuous Disclosure Policy is in place to ensure potential inside information as defined in the SFO is identified and confidentiality of such information is maintained until timely and appropriate disclosure is made in accordance with the Listing Rules. The policy regulates the handling and dissemination of inside information, which includes:

- Roles and responsibilities of the divisions/departments of the Company in identifying and escalating any potential inside information within the Company;
- Procedures for determining the necessity, means and/or extent of disclosure of such information; and
- Designation of persons to act as spokespersons to speak on behalf of the Company and to respond to external enquiries.

Corporate Governance Report

Internal Audit Function

The Company's Internal Audit Department monitors the Group's internal governance and strives to provide objective assurance to the Board that appropriate, adequate and effective risk management and internal control systems are maintained and operated by the management in compliance with agreed processes and standards by performing periodic checking. Annual internal audit plan is designed with audit resources to focus on higher risk areas and submitted to the Audit Committee for review and approval. This is further supplemented by the J-SOX audit performed by internal and external auditors of which risk management and internal control systems and procedures for key operating areas have been evaluated and tested for adequacy and effectiveness.

FINANCIAL REPORTING

The Board is responsible for presenting a balanced, clear and comprehensible assessment of the Group's performance, position and prospects. Management shall provide sufficient explanation and information to the Board as will enable the Board to make an informed assessment of the financial and other information presented before the Board for approval. Furthermore, Directors are provided with monthly updates on the Group's performance to assist the Directors to discharge their duties.

The Directors are responsible for overseeing the preparation of accounts of each financial period, which give a true and fair view of the state of affairs of the Group and of the results and cash flow for that period. In preparing the accounts for the year ended 28th February 2018, the Directors have selected suitable accounting policies and have applied them consistently, adopted appropriate Hong Kong Financial Reporting Standards which are pertinent to its operations and relevant to the financial statements, made judgements and estimates that are prudent and reasonable, and have prepared the accounts on a going concern basis. A statement by the external auditor of the Company about their reporting responsibilities on the Group's financial statements is set out in the Independent Auditor's Report on pages 67 to 72 of this annual report.

The Group has announced its annual and interim results in a timely manner within the limits of three months and two months respectively after the end of the relevant period, as laid down in the Listing Rules.

Corporate Governance Report

EXTERNAL AUDITOR

Deloitte Touche Tohmatsu has been reappointed as the Company's external auditor at the 2017 AGM until the conclusion of the 2018 AGM.

The Audit Committee reviews and monitors the external auditor's independence, objectivity and effectiveness of the audit process in accordance with applicable standards. Deloitte Touche Tohmatsu has confirmed its independence and objectivity and its compliance with the Code of Ethics for Professional Accountants issued by the Hong Kong Institute of Certified Public Accountants. To ensure the external auditor's independence, all audit and permitted non-audit services to be undertaken by Deloitte Touche Tohmatsu have to be approved by the Audit Committee. The Company has a policy in place which sets out the permissible types of non-audit services that may be provided by the external auditor.

During the year under review, the fees paid or payable to Deloitte Touche Tohmatsu for the provision of audit services amounted to HK\$2.9 million. In addition, the following fees were paid or payable to Deloitte Touche Tohmatsu for the provision of non-audit related services to the Group:

Services rendered	Fees HK\$'000
Taxation compliance	73
Preparation of reply in response to tax enquiry letter from the Inland Revenue Department	45
Interim review	150
Agreed upon procedures	150
J-SOX annual compliance review	590
Total	1,008

COMPANY SECRETARY

The Company Secretary's role is to support the Board by ensuring good information flow within the Board and that Board policy and procedures are followed. The Company Secretary is responsible for advising the Board on governance matters and facilitating induction and professional development of Directors. The Company Secretary is an employee of the Company and reports to the Chairman and the Managing Director. All Directors have access to the advice and services of the Company Secretary. The Company Secretary is delegated with the responsibility for drawing up the agenda for each Board meeting and ensures that, where applicable, matters proposed by other Directors are included in the agenda and that all applicable rules and regulations are followed. All Directors may ask for matters to be included in the agenda for regular board meetings by request to the Company Secretary. For the year under review, the Company Secretary has taken over 15 hours of relevant professional training to update her skills and knowledge.

Corporate Governance Report

CONSTITUTIONAL DOCUMENTS

During the year ended 28th February 2018, there was no change in the Company's constitutional documents. A copy of the latest consolidated version of the Articles is posted on the Company's and the Stock Exchange's respective websites.

COMMUNICATION WITH SHAREHOLDERS AND INVESTORS

The Board recognizes the importance of good communications with shareholders and investors. The Company establishes various communication channels with its shareholders and investors. These include the annual general meeting, the annual and interim reports, notices, announcements, circulars, the Company's website and meetings with investors and analysts.

The annual general meeting provides a useful forum for shareholders to exchange views with the Board. The Board welcomes shareholders to express their opinions at the annual general meeting. Directors, senior management and external auditor attend the annual general meeting to address shareholders' queries. Separate resolutions are proposed at general meetings on each substantially separate issue, including the re-election of individual Directors. The notice of the meeting, the annual report and the circular containing information on the proposed resolutions are sent to shareholders at least 20 clear business days before the meeting. Voting at the annual general meeting is by way of a poll. Details of the poll voting procedures are explained to shareholders at the annual general meeting to ensure that shareholders are familiar with such procedures. The results of the poll are published on the Company's website and the Stock Exchange's website.

The Company's 2017 AGM was held on Friday, 23rd June 2017. The notice of the 2017 AGM, the annual report and the circular containing relevant information of the proposed resolutions were sent to shareholders more than 20 clear business days before the 2017 AGM. All Board members together with the key executives and the external auditor attended the 2017 AGM. The Company Secretary explained the poll voting procedures at the 2017 AGM. Separate resolutions for each substantially separate issue, including the re-election of individual Directors, were proposed at the 2017 AGM. All the resolutions at the 2017 AGM were dealt with by poll. The poll results of the 2017 AGM are available on the Company's website and the Stock Exchange's website.

Corporate Governance Report

The attendance records of the Directors at the 2017 AGM are set out below:

Directors	Attendance
<i>Executive Directors:</i>	
Hideo Tanaka (<i>Managing Director</i>)	1/1
Lai Yuk Kwong (<i>Deputy Managing Director</i>)*	0/0
Koh Yik Kung	1/1
Kiyoshi Wada ^Δ	1/1
Tomoharu Fukayama	1/1
Toru Hosokawa	1/1
<i>Non-executive Directors:</i>	
Masaaki Mangetsu (<i>Chairman</i>)*	0/0
Takamitsu Moriyama (<i>Chairman</i>) ^Δ	1/1
<i>Independent Non-executive Directors:</i>	
Lee Ching Ming, Adrian	1/1
Wong Hin Wing	1/1
Kenji Hayashi	1/1

* appointed on 23rd June 2017

^Δ retired on 23rd June 2017

The management personnel responsible for investor relations holds regular meetings with equity research analysts, fund managers and institutional shareholders and investors. In addition, press conferences and investors' and analysts' presentations are held after the interim and final results announcements.

The market capitalization of the Company as at 28th February 2018 was HK\$2,596 million (issued share capital: 418,765,600 shares at closing market price: HK\$6.20 per share).

The 2018 AGM will be held at 20/F, Mira Place Tower A, 132 Nathan Road, Tsimshatsui, Kowloon, Hong Kong on Thursday, 21st June 2018 at 10:00 a.m.

Corporate Governance Report

SHAREHOLDERS' RIGHTS

Calling a general meeting of the Company

Shareholder(s) representing at least 5% of the total voting rights of all shareholders having the right to vote at general meetings may request the Directors to call a general meeting of the Company. The requisition, duly signed by the shareholder(s) concerned, must clearly state the objects of the meeting and must be deposited at the registered office of the Company for the attention of the Company Secretary. The Company would take appropriate actions and make necessary arrangements in accordance with the requirements under sections 566 to 568 of the Companies Ordinance once a valid requisition is received.

Putting forward proposals at a general meeting of the Company

Shareholder(s) representing at least 2.5% of the total voting rights of all shareholders who have the right to vote or at least 50 shareholders who have a relevant right to vote may by requisition in writing to the Company either put forward a proposal at a general meeting or circulate to other shareholders a written statement with respect to matter to be dealt with at a general meeting. The requisition specifying the proposal, duly signed by the shareholders concerned, together with a statement of not more than 1,000 words with respect to the matter referred to in the proposal must be deposited at the registered office of the Company for the attention of the Company Secretary not less than six weeks before the general meeting. The Company would take appropriate actions and make necessary arrangements in accordance with the requirements under sections 581 to 583 of the Companies Ordinance once valid documents are received.

Proposing a candidate for election as a Director at an annual general meeting of the Company ("AGM")

Pursuant to Article 88 of the Articles, if a shareholder of the Company intends to propose a person other than a Director for election as a Director at an AGM, the shareholder concerned shall lodge with the registered office of the Company for the attention of the Company Secretary (i) a written notice of his intention to propose that person for election as a Director; and (ii) a notice in writing by that person of his/her willingness to be elected together with the necessary information within the period commencing no earlier than the day after the despatch of the AGM notice and ending no later than seven days prior to the date of the AGM. Detailed procedures can be found in the document titled "Procedures for Shareholder to propose a person for election as a Director" which is available on the Company's website.

Enquiries to the Board

Enquiries may be put forward to the Board through the Company Secretary at 20/F, Mira Place Tower A, 132 Nathan Road, Tsimshatsui, Kowloon, Hong Kong.

Shareholders may also make enquiries with the Board at the general meetings of the Company.

Directors' Report

The Directors present their annual report and the audited consolidated financial statements for the year ended 28th February 2018.

PRINCIPAL ACTIVITIES

The Group is engaged in the consumer finance business, which includes the issuance of credit cards and the provision of personal loan financing and hire purchase financing, insurance brokerage and agency business and microfinance business.

BUSINESS REVIEW

A review of the business of the Group during the year and a discussion on the Group's future business development are provided in the Managing Director's Operational Review on pages 6 to 11 and in the Management Discussion and Analysis on pages 12 to 18 of the annual report. Description of possible risks and uncertainties that the Group may be facing can be found in the Managing Director's Operational Review on pages 6 to 11 and in the Management Discussion and Analysis on pages 12 to 18 of the annual report. Also, the financial risk management objective and policies of the Group can be found in note 39 to the consolidated financial statements. An analysis of the Group's performance during the year using financial key performance indicators is provided in the Group Financial Highlights on pages 4 to 5 of the annual report, in the Management Discussion and Analysis on pages 12 to 18 of the annual report and in note 6 to the consolidated financial statements.

To the best knowledge of the Directors, the Group was in compliance with the relevant laws and regulations that were significant to the Group for the year ended 28th February 2018.

Discussion on the Company's policies and practices on different aspects of corporate sustainability, its relationships with key stakeholders as well as compliance with laws and regulations, which are of material impact, are covered in the Environmental, Social and Governance Report on pages 19 to 38.

NET DEBT TO EQUITY RATIO

At 28th February 2018, the net debt to equity ratio was 0.7 (2017: 0.9).

RESULTS AND APPROPRIATIONS

The results of the Group for the year ended 28th February 2018 and the Group's financial position at that date are set out in the Group's consolidated financial statements on pages 73 to 76.

An interim dividend of 20.0 HK cents (2017: interim dividend of 18.0 HK cents) per share amounting to HK\$83,753,000 (2017: HK\$75,378,000) was paid to the shareholders during the year. The Directors now recommend the payment of a final dividend of 22.0 HK cents (2017: 20.0 HK cents) per share in respect of the current year to the shareholders on the register of members on 27th June 2018 amounting to HK\$92,128,000 (2017: HK\$83,753,000).

Directors' Report

MAJOR CUSTOMERS

During the year, the aggregate amount of revenue attributable to the Group's five largest customers represented less than 30% of the Group's total revenue.

DIRECTORS OF THE COMPANY

The Directors of the Company during the year ended 28th February 2018 and up to the date of this report were:

Executive Directors:

Hideo Tanaka (<i>Managing Director</i>)	
Lai Yuk Kwong (<i>Deputy Managing Director</i>)	(Appointed on 23rd June 2017)
Koh Yik Kung	
Kiyoshi Wada	(Retired on 23rd June 2017)
Tomoharu Fukayama	
Toru Hosokawa	

Non-executive Directors:

Masaaki Mangetsu (<i>Chairman</i>)	(Appointed on 23rd June 2017)
Takamitsu Moriyama	(Retired on 23rd June 2017)

Independent Non-executive Directors:

Lee Ching Ming, Adrian
Wong Hin Wing
Kenji Hayashi

In accordance with Article 102 of the Articles, all Directors shall retire at the 2018 AGM and shall be eligible of re-election. Accordingly, all existing Directors will offer themselves for re-election at the 2018 AGM.

Directors' Report

DIRECTORS OF SUBSIDIARIES

The names of all directors who have served on the board of directors of the subsidiaries of the Company during the year and up to the date of this report are as follows:

AEON Insurance Brokers (HK) Limited

Lai Yuk Kwong	
Hideo Tanaka	(Appointed on 22nd June 2017)
Senichi Takemura	(Appointed on 22nd June 2017)
Tomoharu Fukayama	(Resigned on 22nd June 2017)

AEON Micro Finance (Shenyang) Co., Ltd.

Yasunori Narabayashi	
Motoo Tamada	
Atsushi Azuma	(Appointed on 27th April 2017)
Toru Narita	(Resigned on 27th April 2017)

AEON Micro Finance (Tianjin) Co., Ltd.

Yasunori Narabayashi	
Atsushi Azuma	
Motoo Tamada	(Appointed on 27th April 2017)
Hideki Nagashima	(Resigned on 27th April 2017)

AEON Micro Finance (Shenzhen) Co., Ltd.

Yasunori Narabayashi	
Koji Teramoto	
Terunori Yamamoto	

DIRECTORS' SERVICE CONTRACTS

No Director proposed for re-election at the 2018 AGM has a service contract which is not determinable by the Group within one year without payment of compensation (other than statutory compensation).

Directors' Report

DIRECTORS' INTERESTS IN SHARES, UNDERLYING SHARES AND DEBENTURES

At 28th February 2018, the interests of the Directors and their associates in the shares, underlying shares and debentures of the Company and its associated corporations, as recorded in the register maintained by the Company pursuant to Section 352 of the SFO, or as otherwise notified to the Company and the Stock Exchange pursuant to the Model Code, were as follows:

(a) The Company

Directors	Number of shares held under personal interests	Percentage of the issued share capital of the Company
Hideo Tanaka	28,600	0.01
Tomoharu Fukayama	10,000	0.01

(b) AFS — intermediate holding company of the Company

Directors	Number of shares held under personal interests	Percentage of the issued share capital of AFS
Masaaki Mangetsu	2,398	0.01
Hideo Tanaka	816	0.01
Tomoharu Fukayama	4,077	0.01
Toru Hosokawa	790	0.01

(c) AEON Japan — ultimate holding company of Company

Director	Number of shares held under personal interests	Percentage of the issued share capital of AEON Japan
Masaaki Mangetsu	1,591	0.01

Directors' Report

DIRECTORS' INTERESTS IN SHARES, UNDERLYING SHARES AND DEBENTURES (Cont'd)

(d) ACS Malaysia — a fellow subsidiary of the Company

Director	Number of shares held under personal interests	Percentage of the issued share capital of ACS Malaysia
Hideo Tanaka	14,400	0.01

Other than the holdings disclosed above, none of the Directors nor their associates had any interests or short position in any shares, underlying shares or debentures of the Company or any of its associated corporations at 28th February 2018.

STATUS OF INDEPENDENT NON-EXECUTIVE DIRECTORS

The Company has received from each Independent Non-executive Director an annual confirmation of his independence pursuant to Rule 3.13 of the Listing Rules. The Company considers all of the Independent Non-executive Directors are independent.

ARRANGEMENTS TO PURCHASE SHARES OR DEBENTURES

At no time during the year was the Company, any of its holding companies, or any of its subsidiaries or fellow subsidiaries, a party to any arrangements to enable the Directors to acquire benefits by means of the acquisition of shares in, or debentures of, the Company or any other body corporate.

SUBSTANTIAL SHAREHOLDERS

At 28th February 2018, the register of substantial shareholders maintained by the Company pursuant to Section 336 of the SFO shows that the following shareholders had notified the Company of relevant interests and short position in the issued share capital of the Company:

Name	Nature of interest	Number of issued ordinary shares held	Percentage of the issued share capital of the Company
AEON Japan (Note 1)	Beneficial owner/Interest of a controlled corporation	281,138,000	67.13
AFS (Note 2)	Interest of a controlled corporation	221,364,000	52.86
AFS (HK) (Note 3)	Beneficial owner	221,364,000	52.86
FMR LLC	Interests of controlled corporations	30,484,000	7.28
Fidelity Puritan Trust	Beneficial owner	21,810,000	5.21

Directors' Report

SUBSTANTIAL SHAREHOLDERS (Cont'd)

Notes:

1. AEON Japan was the direct beneficial owner of 55,990,000 shares in the capital of the Company and, by virtue of its ownership of approximately 44.86% of the issued share capital of AFS, the holding company of AFS (HK) and 60.59% of the issued share capital of AEON Stores respectively, was deemed to be interested in the 221,364,000 shares and 3,784,000 shares owned by AFS (HK) and AEON Stores respectively.
2. AFS owned 100% of the issued share capital of AFS (HK) and was deemed to be interested in the 221,364,000 shares owned by AFS (HK).
3. Out of 221,364,000 shares, 213,114,000 shares were held by AFS (HK), 7,700,000 shares were held by the Hongkong and Shanghai Banking Corporation Limited and 550,000 shares were held by Tokai Tokyo Securities (Asia) Limited, as nominees on behalf of AFS (HK).

Other than as disclosed above, the Company has not been notified of any other relevant interests or short positions in the share capital of the Company at 28th February 2018.

CONNECTED TRANSACTIONS

During the year, the Group had the following connected transactions which are subject to the reporting and announcement requirements and exempt from the independent shareholders' approval requirements under Chapter 14A of the Listing Rules:

- (a) On 13th April 2017, the Company and AEON Stores entered into a renewal agreement to extend the terms of the master agreement for a further term of three years whereby the Company would receive commission from this fellow subsidiary in respect of purchases made by customers using credit purchase facilities, card instalment facilities, other credit facilities and payment solutions provided by the Company. The total amount of commission received and receivable by the Company from AEON Stores for the period from 1st March 2017 to 14th April 2017 under the previous agreement was HK\$1,517,000 and from 15th April 2017 to 28th February 2018 under the renewal agreement was HK\$11,549,000, of which HK\$5,210,000 is classified as interest income under HKAS 39. The total commission amount under the previous agreement and the renewal agreement did not exceed the respective caps of HK\$3,092,000 and HK\$19,000,000 as disclosed in the Company's announcements dated 16th April 2014 and 13th April 2017 respectively.
- (b) Pursuant to a master agreement — gift certificate dated 1st March 2016 entered into between the Company and AEON Stores, the Company may from time to time place purchase orders with AEON Stores for cash certificates issued by AEON Stores.

The total amount of consideration paid by the Company to AEON Stores for the year ended 28th February 2018 amounted to HK\$6,570,000, which did not exceed the cap of HK\$9,150,000 as disclosed in the Company's announcement dated 1st March 2016.

Directors' Report

CONNECTED TRANSACTIONS (Cont'd)

- (c) Pursuant to a master service agreement dated 1st March 2016 entered into between the Company and AIS, the Group would pay service fees to AIS for the provision of business process outsourcing services.

The total amount of service fees paid by the Group to AIS for the year ended 28th February 2018 was HK\$34,736,000, which did not exceed the cap of HK\$56,040,000 as disclosed in the Company's announcement dated 1st March 2016.

- (d) Pursuant to a master service agreement dated 31st October 2016 entered into between the Company and ACSS, the Company would pay service fees to ACSS for the provision of IT-related services.

The total amount of service fees paid by the Company to ACSS for the year ended 28th February 2018 amounted to HK\$9,862,000, which did not exceed the cap of HK\$12,000,000 as disclosed in the Company's announcement dated 31st October 2016.

- (e) Pursuant to a business advisory service agreement dated 1st March 2017 entered into between the Company and AFS (HK), the Company would pay an advisory fee to AFS (HK) for the provision of consultation and advisory services.

The total amount of advisory fee paid by the Company to AFS (HK) for the year ended 28th February 2018 amounted to HK\$13,677,000, which did not exceed the cap of HK\$14,900,000 as disclosed in the Company's announcement dated 1st March 2016.

Pursuant to Rule 14A.55 of the Listing Rules, the Independent Non-executive Directors have reviewed the transactions in (a), (b), (c), (d) and (e) above which constituted continuing connected transactions and confirmed that the transactions were entered into (i) in the ordinary and usual course of business of the Company; (ii) on normal commercial terms or on terms no less favourable to the Company than terms available to or from independent third parties; and (iii) in accordance with the relevant agreements governing them on terms that are fair and reasonable and in the interests of the shareholders of the Company as a whole.

The Company's auditor was engaged to report on the Group's continuing connected transactions in accordance with Hong Kong Standard on Assurance Engagements 3000 "Assurance Engagements Other Than Audits or Reviews of Historical Financial Information" and with reference to Practice Note 740 "Auditor's Letter on Continuing Connected Transactions under the Hong Kong Listing Rules" issued by the Hong Kong Institute of Certified Public Accountants. The auditor has issued his unqualified letter containing his findings and conclusions in respect of the continuing connected transactions disclosed above by the Group in accordance with Rule 14A.56 of the Listing Rules. A copy of the auditor's letter has been provided by the Company to the Stock Exchange.

Directors' Report

CONNECTED TRANSACTIONS (Cont'd)

The related party transactions as disclosed in note 44 to the consolidated financial statements also fell under the definition of “connected transaction” or “continuing connected transaction” in Chapter 14A of the Listing Rules. The Group has complied with the disclosure requirements, where applicable, in accordance with Chapter 14A of the Listing Rules.

LOAN FACILITY WITH COVENANTS RELATING TO SPECIFIC PERFORMANCE OF THE CONTROLLING SHAREHOLDER

In accordance with the disclosure requirements of Rule 13.21 of the Listing Rules, the Directors reported below the loan facility which exists during the year and includes a condition relating to specific performance of the controlling shareholder of the Company.

On 9th September 2016, the Company obtained a term loan of USD50,000,000 (the “Facility”) from a syndicate of banks, with the repayment date on 20th September 2021.

Under the Facility, the Company has given an undertaking to the lenders that the Company would continue to be a consolidated subsidiary of AFS, which is a controlling shareholder of the Company currently holding approximately 52.86% of the issued share capital of the Company. A breach of the above undertaking will constitute an event of default. If the event occurs, the Facility may become due and payable on demand.

During the year of review, no repayment was made under the Facility.

DIRECTORS' INTERESTS IN TRANSACTIONS, ARRANGEMENTS AND CONTRACTS OF SIGNIFICANCE

No transactions, arrangements and contract of significance, to which the Company's holding company, fellow subsidiaries or subsidiaries was a party and in which a Director or a connected entity of a Director had a material interest, whether directly or indirectly, subsisted at the end of the year or at any time during the year.

PERMITTED INDEMNITY PROVISION

Pursuant to the Articles, every Director shall be entitled to be indemnified out of the assets of the Company against all losses or liabilities which he may sustain or incur in the execution of his duties or otherwise in relation thereto. A Directors Liability Insurance has been arranged to indemnify the Directors.

Directors' Report

EQUITY-LINKED AGREEMENTS

For the year ended 28th February 2018, the Company has not entered into any equity-linked agreements.

PURCHASE, SALE OR REDEMPTION OF LISTED SECURITIES

During the year, there was no purchase, sale or redemption by the Company or its subsidiaries of the Company's listed securities.

DONATIONS

During the year, the Group made charitable and other donations amounting to HK\$771,000.

EMOLUMENT POLICY

The emoluments of the Directors of the Company are decided by the Remuneration Committee, having regard to the Group's operating results, individual performance and comparable market statistics.

RETIREMENT BENEFITS SCHEME

Details of the Company's retirement benefits scheme are set out in note 44 to the consolidated financial statements.

SUFFICIENCY OF PUBLIC FLOAT

The Company has maintained a sufficient public float throughout the year ended 28th February 2018.

AUDITOR

A resolution will be submitted to the 2018 AGM to re-appoint Messrs. Deloitte Touche Tohmatsu as auditor of the Company.

On behalf of the Board



Hideo Tanaka
Managing Director

Hong Kong, 25th April 2018

Independent Auditor's Report

Deloitte.

德勤

To the Members of AEON Credit Service (Asia) Company Limited
(incorporated in Hong Kong with limited liability)

OPINION

We have audited the consolidated financial statements of AEON Credit Service (Asia) Company Limited (the “Company”) and its subsidiaries (collectively referred to as “the Group”) set out on pages 73 to 164, which comprise the consolidated statement of financial position as at 28th February 2018, and the consolidated statement of profit or loss, consolidated statement of profit or loss and other comprehensive income, consolidated statement of changes in equity and consolidated statement of cash flows for the year then ended, and notes to the consolidated financial statements, including a summary of significant accounting policies.

In our opinion, the consolidated financial statements give a true and fair view of the consolidated financial position of the Group as at 28th February 2018, and of its consolidated financial performance and its consolidated cash flows for the year then ended in accordance with Hong Kong Financial Reporting Standards (“HKFRSs”) issued by the Hong Kong Institute of Certified Public Accountants (“HKICPA”) and have been properly prepared in compliance with the Hong Kong Companies Ordinance.

BASIS FOR OPINION

We conducted our audit in accordance with Hong Kong Standards on Auditing (“HKSAs”) issued by the HKICPA. Our responsibilities under those standards are further described in the Auditor’s Responsibilities for the Audit of the Consolidated Financial Statements section of our report. We are independent of the Group in accordance with the HKICPA’s Code of Ethics for Professional Accountants (the “Code”), and we have fulfilled our other ethical responsibilities in accordance with the Code. We believe that the audit evidence we have obtained is sufficient and appropriate to provide a basis for our opinion.

Independent Auditor's Report

KEY AUDIT MATTERS

Key audit matters are those matters that, in our professional judgment, were of most significance in our audit of the consolidated financial statements of the current period. These matters were addressed in the context of our audit of the consolidated financial statements as a whole, and in forming our opinion thereon, and we do not provide a separate opinion on these matters.

Key audit matter

How our audit addressed the key audit matter

Impairment assessment of advances and receivables

We identified impairment assessment of advances and receivables as a key audit matter due to the significance of the balance to the consolidated financial statements as a whole, combined with the judgements associated with determining the impairment allowances.

As at 28th February 2018, advances and receivables are unsecured and amounted to approximately HK\$5,183,544,000, representing approximately 84% of the Group's total assets. During the year ended 28th February 2018, impairment losses and impairment allowances of approximately HK\$241,217,000 have been charged to the consolidated statement of profit or loss. As at 28th February 2018, the balance of impairment allowances is approximately HK\$88,904,000.

As set out in note 39b to the consolidated financial statements, impairment allowances on individually assessed accounts are determined by an evaluation of the incurred loss at the end of the reporting period on a case-by-case basis, and are applied to all individually significant accounts. Also, collectively assessed impairment allowances are provided for: i) portfolios of homogenous assets that are not assessed individually; and ii) losses incurred but not yet identified based on historical loss experience, experienced judgment and statistical techniques.

Our procedures in relation to impairment assessment of the advances and receivables included:

- Obtaining an understanding of the Group's credit loss policy and evaluating management's controls over delinquency assessment and impairment of advances and receivables;
- Testing the automated controls over the delinquency data capture;
- Assessing the appropriateness of the methodologies applied by the management for identification of loss events and estimation of individual and collective impairment allowances;
- Re-performing the year-end delinquency computations for selected credit card type and instalment loans type; and
- Checking the accuracy of management's calculation of the impairment allowances based on historical loss experience for assets with credit risk characteristics similar to those in the portfolio.

Independent Auditor's Report

KEY AUDIT MATTERS (Cont'd)

Key audit matter

How our audit addressed the key audit matter

Revenue recognition

We have identified revenue recognition as a key audit matter because revenue is one of the key performance indicators of the Group. In addition, due to the significant volume of transaction and heavy reliance on the information technology systems, minor errors could, in aggregate, have a material impact to the consolidated financial statements that could be subject to manipulation.

An analysis of the Group's revenue for the year is set out in note 5 to the consolidated financial statements.

Our procedures in relation to revenue recognition included:

- Understanding the revenue business process of the Group;
- Evaluating and testing the operating effectiveness of key controls on the recognition of interest income;
- Testing automated controls related to the calculation of interest income and the completeness and accuracy of information capture; and
- Using regression analysis techniques based on historical data on advances and receivables and interest income to test interest income.

OTHER INFORMATION

The directors of the Company are responsible for the other information. The other information comprises the information included in the annual report, but does not include the consolidated financial statements and our auditor's report thereon.

Our opinion on the consolidated financial statements does not cover the other information and we do not express any form of assurance conclusion thereon.

In connection with our audit of the consolidated financial statements, our responsibility is to read the other information and, in doing so, consider whether the other information is materially inconsistent with the consolidated financial statements or our knowledge obtained in the audit or otherwise appears to be materially misstated. If, based on the work we have performed, we conclude that there is a material misstatement of this other information, we are required to report that fact. We have nothing to report in this regard.

Independent Auditor's Report

RESPONSIBILITIES OF DIRECTORS AND THOSE CHARGED WITH GOVERNANCE FOR THE CONSOLIDATED FINANCIAL STATEMENTS

The directors of the Company are responsible for the preparation of the consolidated financial statements that give a true and fair view in accordance with HKFRSs issued by the HKICPA and the Hong Kong Companies Ordinance, and for such internal control as the directors determine is necessary to enable the preparation of consolidated financial statements that are free from material misstatement, whether due to fraud or error.

In preparing the consolidated financial statements, the directors are responsible for assessing the Group's ability to continue as a going concern, disclosing, as applicable, matters related to going concern and using the going concern basis of accounting unless the directors either intend to liquidate the Group or to cease operations, or have no realistic alternative but to do so.

Those charged with governance are responsible for overseeing the Group's financial reporting process.

AUDITOR'S RESPONSIBILITIES FOR THE AUDIT OF THE CONSOLIDATED FINANCIAL STATEMENTS

Our objectives are to obtain reasonable assurance about whether the consolidated financial statements as a whole are free from material misstatement, whether due to fraud or error, and to issue an auditor's report that includes our opinion solely to you, as a body, in accordance with section 405 of the Hong Kong Companies Ordinance, and for no other purpose. We do not assume responsibility towards or accept liability to any other person for the contents of this report. Reasonable assurance is a high level of assurance, but is not a guarantee that an audit conducted in accordance with HKSAs will always detect a material misstatement when it exists. Misstatements can arise from fraud or error and are considered material if, individually or in the aggregate, they could reasonably be expected to influence the economic decisions of users taken on the basis of these consolidated financial statements.

As part of an audit in accordance with HKSAs, we exercise professional judgment and maintain professional skepticism throughout the audit. We also:

- Identify and assess the risks of material misstatement of the consolidated financial statements, whether due to fraud or error, design and perform audit procedures responsive to those risks, and obtain audit evidence that is sufficient and appropriate to provide a basis for our opinion. The risk of not detecting a material misstatement resulting from fraud is higher than for one resulting from error, as fraud may involve collusion, forgery, intentional omissions, misrepresentations, or the override of internal control.

Independent Auditor's Report

AUDITOR'S RESPONSIBILITIES FOR THE AUDIT OF THE CONSOLIDATED FINANCIAL STATEMENTS (Cont'd)

- Obtain an understanding of internal control relevant to the audit in order to design audit procedures that are appropriate in the circumstances, but not for the purpose of expressing an opinion on the effectiveness of the Group's internal control.
- Evaluate the appropriateness of accounting policies used and the reasonableness of accounting estimates and related disclosures made by the directors.
- Conclude on the appropriateness of the directors' use of the going concern basis of accounting and, based on the audit evidence obtained, whether a material uncertainty exists related to events or conditions that may cast significant doubt on the Group's ability to continue as a going concern. If we conclude that a material uncertainty exists, we are required to draw attention in our auditor's report to the related disclosures in the consolidated financial statements or, if such disclosures are inadequate, to modify our opinion. Our conclusions are based on the audit evidence obtained up to the date of our auditor's report. However, future events or conditions may cause the Group to cease to continue as a going concern.
- Evaluate the overall presentation, structure and content of the consolidated financial statements, including the disclosures, and whether the consolidated financial statements represent the underlying transactions and events in a manner that achieves fair presentation.
- Obtain sufficient appropriate audit evidence regarding the financial information of the entities or business activities within the Group to express an opinion on the consolidated financial statements. We are responsible for the direction, supervision and performance of the group audit. We remain solely responsible for our audit opinion.

We communicate with those charged with governance regarding, among other matters, the planned scope and timing of the audit and significant audit findings, including any significant deficiencies in internal control that we identify during our audit.

We also provide those charged with governance with a statement that we have complied with relevant ethical requirements regarding independence, and to communicate with them all relationships and other matters that may reasonably be thought to bear on our independence, and where applicable, related safeguards.

Independent Auditor's Report

AUDITOR'S RESPONSIBILITIES FOR THE AUDIT OF THE CONSOLIDATED FINANCIAL STATEMENTS (Cont'd)

From the matters communicated with those charged with governance, we determine those matters that were of most significance in the audit of the consolidated financial statements of the current period and are therefore the key audit matters. We describe these matters in our auditor's report unless law or regulation precludes public disclosure about the matter or when, in extremely rare circumstances, we determine that a matter should not be communicated in our report because the adverse consequences of doing so would reasonably be expected to outweigh the public interest benefits of such communication.

The engagement partner on the audit resulting in the independent auditor's report is Tan Wei Ming.



Deloitte Touche Tohmatsu
Certified Public Accountants
Hong Kong
25th April 2018

Consolidated Statement of Profit or Loss

For the year ended 28th February 2018

	NOTES	2018 HK\$'000	2017 HK\$'000
Revenue	5	<u>1,276,899</u>	<u>1,228,100</u>
Interest income	7	1,117,570	1,074,905
Interest expense	8	<u>(86,249)</u>	<u>(90,736)</u>
Net interest income		1,031,321	984,169
Other operating income	9	171,062	162,544
Other gains and losses	10	<u>1,441</u>	<u>(9,598)</u>
Operating income		1,203,824	1,137,115
Operating expenses	11	<u>(564,923)</u>	<u>(540,523)</u>
Gain on sale of advances and receivables		<u>–</u>	<u>21,114</u>
Operating profit before impairment allowances		638,901	617,706
Impairment losses and impairment allowances		<u>(241,217)</u>	<u>(283,885)</u>
Recoveries of advances and receivables written-off		48,402	50,635
Share of results of associates	17	<u>1,179</u>	<u>(17,222)</u>
Profit before tax		447,265	367,234
Income tax expense	13	<u>(76,117)</u>	<u>(68,438)</u>
Profit for the year		<u>371,148</u>	<u>298,796</u>
Profit for the year attributable to:			
Owners of the Company		<u>371,148</u>	<u>298,796</u>
Earnings per share — Basic	15	<u>88.63 HK cents</u>	<u>71.35 HK cents</u>

Consolidated Statement of Profit or Loss and Other Comprehensive Income

For the year ended 28th February 2018

	2018 HK\$'000	2017 HK\$'000
Profit for the year	<u>371,148</u>	<u>298,796</u>
Other comprehensive income (expense)		
Items that may be reclassified subsequently to profit or loss:		
Fair value loss on available-for-sale investments	(3,500)	(906)
Investment revaluation reserve reclassified to profit or loss in relation to impairment loss on an available-for-sale investment	7,921	–
Exchange difference arising from translation of foreign operations	26,193	(16,087)
Translation reserve reclassified to profit or loss upon deregistration of an associate	(5,408)	–
Net adjustment on cash flow hedges	<u>34,122</u>	<u>67,452</u>
Other comprehensive income for the year	<u>59,328</u>	<u>50,459</u>
Total comprehensive income for the year	<u><u>430,476</u></u>	<u><u>349,255</u></u>
Total comprehensive income for the year attributable to:		
Owners of the Company	<u><u>430,476</u></u>	<u><u>349,255</u></u>

Consolidated Statement of Financial Position

At 28th February 2018

	NOTES	2018 HK\$'000	2017 HK\$'000
Non-current assets			
Property, plant and equipment	16	87,223	100,494
Investments in associates	17	13,678	11,374
Available-for-sale investments	18	15,900	21,239
Advances and receivables	19	981,330	1,034,366
Prepayments, deposits and other debtors	23	26,559	16,772
Derivative financial instruments	33	18,249	10,354
Restricted deposits	24	38,000	38,000
		<u>1,180,939</u>	<u>1,232,599</u>
Current assets			
Advances and receivables	19	4,202,214	4,035,958
Prepayments, deposits and other debtors	23	45,058	40,436
Amounts due from fellow subsidiaries	29	146	1,180
Amount due from immediate holding company	30	–	7
Amount due from intermediate holding company	30	–	191
Amount due from an associate	31	350	73
Derivative financial instruments	33	–	44
Restricted deposits	24	–	145,216
Time deposits	25	103,533	165,763
Fiduciary bank balances	26	248	76
Bank balances and cash	27	660,488	470,257
		<u>5,012,037</u>	<u>4,859,201</u>
Current liabilities			
Creditors and accruals	28	235,808	219,948
Amounts due to fellow subsidiaries	29	56,705	49,460
Amount due to intermediate holding company	30	154	202
Amount due to ultimate holding company	30	33	35
Amount due to an associate	31	2,904	3,095
Bank borrowings	32	345,000	240,000
Derivative financial instruments	33	1,865	650
Tax liabilities		25,772	31,762
		<u>668,241</u>	<u>545,152</u>
Net current assets		<u>4,343,796</u>	<u>4,314,049</u>
Total assets less current liabilities		<u>5,524,735</u>	<u>5,546,648</u>

Consolidated Statement of Financial Position

At 28th February 2018

	NOTES	2018 HK\$'000	2017 HK\$'000
Capital and reserves			
Share capital	35	269,477	269,477
Reserves	36	<u>2,735,564</u>	<u>2,472,594</u>
Total equity		<u>3,005,041</u>	<u>2,742,071</u>
Non-current liabilities			
Collateralised debt obligation	37	1,250,000	1,250,000
Bank borrowings	32	1,230,020	1,481,281
Derivative financial instruments	33	34,819	66,724
Deferred tax liabilities	34	<u>4,855</u>	<u>6,572</u>
		<u>2,519,694</u>	<u>2,804,577</u>
		<u>5,524,735</u>	<u>5,546,648</u>

The consolidated financial statements on pages 73 to 164 were approved and authorised for issue by the Board on 25th April 2018 and are signed on its behalf by:

田中秀夫

HIDEO TANAKA
MANAGING DIRECTOR

細川 徹

TORU HOSOKAWA
DIRECTOR

Consolidated Statement of Changes in Equity

For the year ended 28th February 2018

	Share capital HK\$'000	Investment revaluation reserve HK\$'000	Hedging reserve HK\$'000	Translation reserve HK\$'000	Accumulated profits HK\$'000	Total HK\$'000
At 1st March 2016	269,477	(3,515)	(121,103)	(2,402)	2,401,115	2,543,572
Profit for the year	–	–	–	–	298,796	298,796
Fair value loss on available-for-sale investments	–	(906)	–	–	–	(906)
Exchange difference arising from translation of foreign operations	–	–	–	(16,087)	–	(16,087)
Net adjustment on cash flow hedges	–	–	67,452	–	–	67,452
Total comprehensive (expense) income for the year	–	(906)	67,452	(16,087)	298,796	349,255
Final dividend paid for 2015/16	–	–	–	–	(75,378)	(75,378)
Interim dividend paid for 2016/17	–	–	–	–	(75,378)	(75,378)
	–	(906)	67,452	(16,087)	148,040	198,499
At 28th February 2017	269,477	(4,421)	(53,651)	(18,489)	2,549,155	2,742,071
Profit for the year	–	–	–	–	371,148	371,148
Fair value loss on available-for-sale investments	–	(3,500)	–	–	–	(3,500)
Investment revaluation reserve reclassified to profit or loss in relation to impairment loss on an available-for-sale investment	–	7,921	–	–	–	7,921
Exchange difference arising from translation of foreign operations	–	–	–	26,193	–	26,193
Translation reserve reclassified to profit or loss upon deregistration of an associate	–	–	–	(5,408)	–	(5,408)
Net adjustment on cash flow hedges	–	–	34,122	–	–	34,122
Total comprehensive income for the year	–	4,421	34,122	20,785	371,148	430,476
Final dividend paid for 2016/17	–	–	–	–	(83,753)	(83,753)
Interim dividend paid for 2017/18	–	–	–	–	(83,753)	(83,753)
	–	4,421	34,122	20,785	203,642	262,970
At 28th February 2018	269,477	–	(19,529)	2,296	2,752,797	3,005,041

Consolidated Statement of Cash Flows

For the year ended 28th February 2018

	2018 HK\$'000	2017 HK\$'000
Operating activities		
Profit before tax	447,265	367,234
Adjustments for:		
Amortisation of upfront cost of borrowings	389	218
Depreciation	41,588	45,167
Dividends received on available-for-sale investments	(796)	(916)
Gain on deregistration of an associate	(12,801)	–
Impairment losses and impairment allowances recognised in respect of advances and receivables	241,217	283,885
Impairment loss on available-for-sale investments	9,759	–
Interest expense	86,249	90,518
Interest income	(1,117,570)	(1,074,905)
Impairment loss on investment in an associate	–	8,637
Losses on disposal of property, plant and equipment	1,710	737
Share of results of associates	(1,179)	17,222
Operating cash flows before movements in working capital	(304,169)	(262,203)
Increase in advances and receivables	(339,228)	(117,180)
Increase in prepayments, deposits and other debtors	(5,833)	(3,618)
Decrease (increase) in amounts due from fellow subsidiaries	1,035	(1,175)
Decrease (increase) in amount due from immediate holding company	7	(1)
Decrease in amount due from intermediate holding company	191	232
Increase in amount due from an associate	(277)	(73)
(Increase) decrease in fiduciary bank balances	(171)	162
Increase (decrease) in creditors and accruals	1,235	(25,209)
Increase (decrease) in amounts due to fellow subsidiaries	7,245	(370)
(Decrease) increase in amount due to intermediate holding company	(48)	144
Decrease in amount due to ultimate holding company	(2)	(17)
(Decrease) increase in amount due to an associate	(191)	1,737
Cash used in operations	(640,206)	(407,571)
Tax paid	(83,825)	(47,077)
Interest paid	(86,158)	(91,685)
Interest received	1,115,581	1,078,664
Net cash from operating activities	305,392	532,331

Consolidated Statement of Cash Flows

For the year ended 28th February 2018

	2018 HK\$'000	2017 HK\$'000
Investing activities		
Dividends received	796	916
Proceeds from deregistration of an associate	6,747	–
Purchase of property, plant and equipment	(6,557)	(8,026)
Deposits paid for acquisition of property, plant and equipment	(17,785)	(5,601)
(Increase) decrease in time deposits with maturity of more than three months	(4,688)	19,227
Net cash (used in) from investing activities	(21,487)	6,516
Financing activities		
Placement of restricted deposits	(1,810,742)	(1,515,588)
Withdrawal of restricted deposits	1,955,958	1,370,372
Dividends paid	(167,506)	(150,756)
Increase in collateralised debt obligation	–	550,000
Repayment of collateralised debt obligation	–	(550,000)
New bank loans raised	90,000	1,362,527
Repayment of bank loans	(240,000)	(1,347,408)
Net cash used in financing activities	(172,290)	(280,853)
Net increase in cash and cash equivalents	111,615	257,994
Effect of changes in exchange rate	8,057	(5,187)
Cash and cash equivalents at beginning of the year	602,090	349,283
Cash and cash equivalents at end of the year	721,762	602,090
Being:		
Time deposits with maturity of three months or less	61,274	131,833
Bank balances and cash	660,488	470,257
	721,762	602,090

Notes to the Consolidated Financial Statements

For the year ended 28th February 2018

1. GENERAL

The Company is a public limited liability company incorporated in Hong Kong and its shares are listed on the Stock Exchange. Its immediate holding company is AFS (HK), incorporated in Hong Kong and its ultimate holding company is AEON Japan, incorporated in Japan and listed on the Tokyo Stock Exchange. The address of the registered office and principal place of business of the Company is 20/F, Mira Place Tower A, 132 Nathan Road, Tsimshatsui, Kowloon, Hong Kong.

The Group is engaged in the consumer finance business, which includes the issuance of credit cards and the provision of personal loan financing and hire purchase financing, insurance brokerage and agency business and microfinance business.

The consolidated financial statements are presented in HKD, which is the same as the functional currency of the Company.

2. APPLICATION OF NEW AND REVISED HKFRSs

Amendments to HKFRSs that are mandatorily effective for the current year

The Group has applied the following amendments to HKFRSs issued by the HKICPA for the first time in the current year:

Amendments to HKAS 7	Disclosure Initiative
Amendments to HKAS 12	Recognition of Deferred Tax Assets for Unrealised Losses
Amendments to HKFRS 12	As part of the Annual Improvements to HKFRSs 2014–2016 Cycle

Except as described below, the application of the amendments to HKFRSs in the current year has had no material impact on the Group's financial performance and positions for the current and prior years and/or on the disclosures set out in these consolidated financial statements.

Amendments to HKAS 7 Disclosure Initiative

The Group has applied these amendments for the first time in the current year. The amendments require an entity to provide disclosures that enable users of financial statements to evaluate changes in liabilities arising from financing activities, including both cash and non-cash changes. In addition, the amendments also require disclosures on changes in financial assets if cash flows from those financial assets were, or future cash flows will be, included in cash flows from financing activities.

Notes to the Consolidated Financial Statements

For the year ended 28th February 2018

2. APPLICATION OF NEW AND REVISED HKFRSs (Cont'd)

Amendments to HKAS 7 Disclosure Initiative (Cont'd)

Specifically, the amendments require the following to be disclosed: (i) changes from financing cash flows; (ii) changes arising from obtaining or losing control of subsidiaries or other businesses; (iii) the effect of changes in foreign exchange rates; (iv) changes in fair values; and (v) other changes.

A reconciliation between the opening and closing balances of these items is provided in note 40. Consistent with the transition provisions of the amendments, the Group has not disclosed comparative information for the prior year. Apart from the additional disclosure in note 40, the application of these amendments has had no impact on the Group's consolidated financial statements.

New and revised HKFRSs in issue but not yet effective

The Group has not early applied the following new and revised HKFRSs that have been issued but are not yet effective:

HKFRS 9	Financial Instruments ¹
HKFRS 15	Revenue from Contracts with Customers and the related Amendments ¹
HKFRS 16	Leases ²
HKFRS 17	Insurance Contracts ⁴
HK(IFRIC) – Int 22	Foreign Currency Transactions and Advance Consideration ¹
HK(IFRIC) – Int 23	Uncertainty over Income Tax Treatments ²
Amendments to HKFRS 2	Classification and Measurement of Share-based Payment Transactions ¹
Amendments to HKFRS 4	Applying HKFRS 9 Financial Instruments with HKFRS 4 Insurance Contracts ¹
Amendments to HKFRS 9	Prepayment Features with Negative Compensation ²
Amendments to HKFRS 10 and HKAS 28	Sale or Contribution of Assets between an Investor and its Associate or Joint Venture ³
Amendments to HKAS 28	Long-term Interests in Associates and Joint Ventures ²
Amendments to HKAS 28	As part of the Annual Improvements to HKFRSs 2014–2016 Cycle ¹
Amendments to HKAS 40	Transfers of Investment Property ¹
Amendments to HKFRSs	Annual Improvements to HKFRSs 2015–2017 Cycle ²

¹ Effective for annual periods beginning on or after 1st January 2018.

² Effective for annual periods beginning on or after 1st January 2019.

³ Effective for annual periods beginning on or after a date to be determined.

⁴ Effective for annual periods beginning on or after 1st January 2021.

Notes to the Consolidated Financial Statements

For the year ended 28th February 2018

2. APPLICATION OF NEW AND REVISED HKFRSs (Cont'd)

HKFRS 9 Financial Instruments

HKFRS 9 introduces new requirements for the classification and measurement of financial assets, financial liabilities, general hedge accounting and impairment requirements for financial assets.

Key requirements of HKFRS 9 which are relevant to the Group are:

- all recognised financial assets that are within the scope of HKFRS 9 are required to be subsequently measured at amortised cost or fair value. Specifically, debt investments that are held within a business model whose objective is to collect the contractual cash flows, and that have contractual cash flows that are solely payments of principal and interest on the principal outstanding are generally measured at amortised cost at the end of subsequent accounting periods. Debt instruments that are held within a business model whose objective is achieved both by collecting contractual cash flows and selling financial assets, and that have contractual terms that give rise on specified dates to cash flows that are solely payments of principal and interest on the principal amount outstanding, are generally measured at FVTOCI. All other financial assets are measured at their fair value at subsequent accounting periods. In addition, under HKFRS 9, entities may make an irrevocable election to present subsequent changes in the fair value of an equity investment (that is not held for trading) in other comprehensive income, with only dividend income generally recognised in profit or loss.
- in relation to the impairment of financial assets, HKFRS 9 requires an expected credit loss model, as opposed to an incurred credit loss model under HKAS 39 *Financial Instruments: Recognition and Measurement*. The expected credit loss model requires an entity to account for expected credit losses and changes in those expected credit losses at each reporting date to reflect changes in credit risk since initial recognition. In other words, it is no longer necessary for a credit event to have occurred before credit losses are recognised.
- the new general hedge accounting requirements retain the three types of hedge accounting mechanisms currently available in HKAS 39. Under HKFRS 9, greater flexibility has been introduced to the types of transactions eligible for hedge accounting, specifically broadening the types of instruments that qualify for hedging instruments and the types of risk components of non-financial items that are eligible for hedge accounting. In addition, the retrospective quantitative effectiveness test has been removed. Enhanced disclosure requirements about an entity's risk management activities have also been introduced.

Notes to the Consolidated Financial Statements

For the year ended 28th February 2018

2. APPLICATION OF NEW AND REVISED HKFRSs (Cont'd)

HKFRS 9 Financial Instruments (Cont'd)

Based on the Group's financial instruments and risk management policies as at 28th February 2018, the Directors anticipate the following potential impact on initial application of HKFRS 9:

Classification and measurement

- Listed equity securities classified as available-for-sale investments carried at fair value as disclosed in note 18: these securities qualified for designation as measured at FVTOCI under HKFRS 9, however, the fair value gains or losses accumulated in the investment revaluation reserve amounting to HK\$nil as at 1st March 2018 will no longer be subsequently reclassified to profit or loss under HKFRS 9, which is different from the current treatment. This will affect the amounts recognised in the Group's profit or loss and other comprehensive income but will not affect total comprehensive income;
- Equity securities classified as available-for-sale investments carried at cost less impairment as disclosed in note 18: these securities qualified for designation as measured at FVTOCI under HKFRS 9 and the Group will measure these securities at fair value at the end of subsequent reporting periods with fair value gains or losses to be recognised as other comprehensive income and accumulated in the investment revaluation reserve. Upon initial application of HKFRS 9, the fair value gain relating to these securities would be adjusted to investments revaluation reserve as at 1st March 2018;
- All other financial assets and financial liabilities will continue to be measured on the same bases as are currently measured under HKAS 39.

Impairment

In general, the Directors anticipate that the application of the expected credit loss model of HKFRS 9 will result in earlier provision of credit losses which are not yet incurred in relation to the Group's financial assets measured at amortised costs and other items that subject to the impairment provisions upon application of HKFRS 9 by the Group.

Based on the assessment by the Directors, if the expected credit loss model were to be applied by the Group, the accumulated amount of impairment loss to be recognised by the Group as at 1st March 2018 would be increased as compared to the accumulated amount recognised under HKAS 39 mainly attributable to expected credit losses provision on advances and receivable. Such further impairment recognised under expected credit loss model would reduce the opening retained profits and increase the deferred tax assets at 1st March 2018.

Notes to the Consolidated Financial Statements

For the year ended 28th February 2018

2. APPLICATION OF NEW AND REVISED HKFRSs (Cont'd)

HKFRS 9 Financial Instruments (Cont'd)

Hedge accounting

As the new hedge accounting requirements will align more closely with the Group's risk management policies, with generally more qualifying hedging instruments and hedged items, an assessment of the Group's current hedging relationships indicates that they will qualify as continuing hedging relationships upon application of HKFRS 9. Accordingly, the Directors anticipate that the application of the new hedging requirements may not have a material impact on the Group's current hedge designation and hedge accounting.

HKFRS 15 Revenue from Contracts with Customers

HKFRS 15 was issued which establishes a single comprehensive model for entities to use in accounting for revenue arising from contracts with customers. HKFRS 15 will supersede the current revenue recognition guidance including HKAS 18 *Revenue*, HKAS 11 *Construction Contracts* and the related interpretations when it becomes effective.

The core principle of HKFRS 15 is that an entity should recognise revenue to depict the transfer of promised goods or services to customers in an amount that reflects the consideration to which the entity expects to be entitled in exchange for those goods or services. Specifically, the standard introduces a 5-step approach to revenue recognition:

- Step 1: Identify the contract(s) with a customer
- Step 2: Identify the performance obligations in the contract
- Step 3: Determine the transaction price
- Step 4: Allocate the transaction price to the performance obligations in the contract
- Step 5: Recognise revenue when (or as) the entity satisfies a performance obligation

Under HKFRS 15, an entity recognises revenue when (or as) a performance obligation is satisfied, i.e. when 'control' of the goods or services underlying the particular performance obligation is transferred to the customer. Far more prescriptive guidance has been added in HKFRS 15 to deal with specific scenarios. Furthermore, extensive disclosures are required by HKFRS 15.

Notes to the Consolidated Financial Statements

For the year ended 28th February 2018

2. APPLICATION OF NEW AND REVISED HKFRSs (Cont'd)

HKFRS 15 Revenue from Contracts with Customers (Cont'd)

In 2016, the HKICPA issued Clarifications to HKFRS 15 in relation to the identification of performance obligations, principal versus agent considerations, as well as licensing application guidance.

The Directors anticipate that the application of HKFRS 15 in the future may result in more disclosures, however, the Directors do not anticipate that the application of HKFRS 15 will have a material impact on the timing and amounts of revenue recognised in the respective reporting periods.

HKFRS 16 Leases

HKFRS 16 introduces a comprehensive model for the identification of lease arrangements and accounting treatments for both lessors and lessees. HKFRS 16 will supersede HKAS 17 *Leases* and the related interpretations when it becomes effective.

HKFRS 16 distinguishes lease and service contracts on the basis of whether an identified asset is controlled by a customer. Distinctions of operating leases and finance leases are removed for lessee accounting, and is replaced by a model where a right-of-use asset and a corresponding liability have to be recognised for all leases by lessees, except for short-term leases and leases of low value assets.

The right-of-use asset is initially measured at cost and subsequently measured at cost (subject to certain exceptions) less accumulated depreciation and impairment losses, adjusted for any remeasurement of the lease liability. The lease liability is initially measured at the present value of the lease payments that are not paid at that date. Subsequently, the lease liability is adjusted for interest and lease payments, as well as the impact of lease modifications, amongst others. Upon application of HKFRS 16, lease payments in relation to lease liability will be allocated into a principal and an interest portion which will be presented as financing and operating cash flows, respectively by the Group.

In contrast to lessee accounting, HKFRS 16 substantially carries forward the lessor accounting requirements in HKAS 17, and continues to require a lessor to classify a lease either as an operating lease or a finance lease.

Furthermore, extensive disclosures are required by HKFRS 16.

Notes to the Consolidated Financial Statements

For the year ended 28th February 2018

2. APPLICATION OF NEW AND REVISED HKFRSs (Cont'd)

HKFRS 16 Leases (Cont'd)

As at 28th February 2018, the Group has non-cancellable operating lease commitments of HK\$101,389,000 as disclosed in note 41. A preliminary assessment indicates that these arrangements will meet the definition of a lease. Upon application of HKFRS 16, the Group will recognise a right-of-use asset and a corresponding liability in respect of all these leases unless they qualify for low value or short-term leases.

In addition, the Group currently considers refundable rental deposits paid of HK\$22,933,000 as rights and obligations under leases to which HKAS 17 applies. Based on the definition of lease payments under HKFRS 16, such deposits are not payments relating to the right to use the underlying assets, accordingly, the carrying amounts of such deposits may be adjusted to amortised cost and such adjustments are considered as additional lease payments. Adjustments to refundable rental deposits paid would be included in the carrying amount of right-of-use assets.

Furthermore, the application of new requirements may result in changes in measurement, presentation and disclosure as indicated above.

Except for the new and revised HKFRSs mentioned above, the Directors anticipate that the application of all other new and revised HKFRSs will have no material impact on the consolidated financial statements when they become effective.

3. SIGNIFICANT ACCOUNTING POLICIES

The consolidated financial statements have been prepared in accordance with HKFRSs issued by the HKICPA. In addition, the consolidated financial statements include applicable disclosures required by the Listing Rules and by the Companies Ordinance.

The consolidated financial statements have been prepared on the historical cost basis except for certain financial instruments that are measured at fair values at the end of each reporting period, as explained in the accounting policies set out below.

Historical cost is generally based on the fair value of the consideration given in exchange for goods and services.

Notes to the Consolidated Financial Statements

For the year ended 28th February 2018

3. SIGNIFICANT ACCOUNTING POLICIES (Cont'd)

Fair value is the price that would be received to sell an asset or paid to transfer a liability in an orderly transaction between market participants at the measurement date, regardless of whether that price is directly observable or estimated using another valuation technique. In estimating the fair value of an asset or a liability, the Group takes into account the characteristics of the asset or liability if market participants would take those characteristics into account when pricing the asset or liability at the measurement date. Fair value for measurement and/or disclosure purposes in these consolidated financial statements is determined on such a basis, except for leasing transactions that are within the scope of HKAS 17 and measurements that have some similarities to fair value but are not fair value, such as value in use in HKAS 36 *Impairment of Assets*.

In addition, for financial reporting purposes, fair value measurements are categorised into Level 1, 2 or 3 based on the degree to which the inputs to the fair value measurements are observable and the significance of the inputs to the fair value measurement in its entirety, which are described as follows:

- Level 1 inputs are quoted prices (unadjusted) in active markets for identical assets or liabilities that the entity can access at the measurement date;
- Level 2 inputs are inputs, other than quoted prices included within Level 1, that are observable for the asset or liability, either directly or indirectly; and
- Level 3 inputs are unobservable inputs for the asset or liability.

The principal accounting policies are set out below.

Notes to the Consolidated Financial Statements

For the year ended 28th February 2018

3. SIGNIFICANT ACCOUNTING POLICIES (Cont'd)

Basis of consolidation

The consolidated financial statements incorporate the financial statements of the Company and entities (including structured entities) controlled by the Company and its subsidiaries. Control is achieved when the Company:

- has power over the investee;
- is exposed, or has rights, to variable returns from its involvement with the investee; and
- has the ability to use its power to affect its returns.

The Group reassesses whether or not it controls an investee if facts and circumstances indicate that there are changes to one or more of the three elements of control listed above.

Consolidation of a subsidiary begins when the Group obtains control over the subsidiary and ceases when the Group loses control of the subsidiary. Specifically, income and expenses of a subsidiary acquired or disposed of during the year are included in the consolidated statement of profit or loss from the date the Group gains control until the date when the Group ceases to control the subsidiary.

Profit or loss and each item of other comprehensive income are attributed to the owners of the Company and to the non-controlling interests. Total comprehensive income of subsidiaries is attributed to the owners of the Company and to the non-controlling interests even if this results in the non-controlling interests having a deficit balance.

When necessary, adjustments are made to the financial statements of subsidiaries to bring their accounting policies in line with the Group's accounting policies.

All intragroup assets and liabilities, equity, income, expenses and cash flows relating to transactions between members of the Group are eliminated in full on consolidation.

Notes to the Consolidated Financial Statements

For the year ended 28th February 2018

3. SIGNIFICANT ACCOUNTING POLICIES (Cont'd)

Investments in associates

An associate is an entity over which the Group has significant influence. Significant influence is the power to participate in the financial and operating policy decisions of the investee but is not control or joint control over those policies.

The results and assets and liabilities of associates are incorporated in these consolidated financial statements using the equity method of accounting. Under the equity method, investments in associates are initially recognised in the consolidated statement of financial position at cost and adjusted thereafter to recognise the Group's share of the profit or loss and other comprehensive income of the associates. Changes in net assets of the associate other than profit or loss and other comprehensive income are not accounted for unless such changes resulted in changes in ownership interest held by the Group. When the Group's share of losses of an associate exceeds the Group's interest in that associate (which includes any long-term interests that, in substance, form part of the Group's net investment in the associate), the Group discontinues recognising its share of further losses. Additional losses are recognised only to the extent that the Group has incurred legal or constructive obligations or made payments on behalf of the associate.

An investment in an associate is accounted for using the equity method from the date on which the investee becomes an associate. On acquisition of the investment in an associate, any excess of the cost of the investment over the Group's share of the net fair value of the identifiable assets and liabilities of the investee is recognised as goodwill, which is included within the carrying amount of the investment. Any excess of the Group's share of the net fair value of the identifiable assets and liabilities over the cost of the investment, after reassessment, is recognised immediately in profit or loss in the period in which the investment is acquired.

The requirements of HKAS 39 are applied to determine whether it is necessary to recognise any impairment loss with respect to the Group's investment in an associate. When necessary, the entire carrying amount of the investment (including goodwill) is tested for impairment in accordance with HKAS 36 as a single asset by comparing its recoverable amount (higher of value in use and fair value less costs of disposal) with its carrying amount. Any impairment loss recognised forms part of the carrying amount of the investment. Any reversal of that impairment loss is recognised in accordance with HKAS 36 to the extent that the recoverable amount of the investment subsequently increases.

Notes to the Consolidated Financial Statements

For the year ended 28th February 2018

3. SIGNIFICANT ACCOUNTING POLICIES (Cont'd)

Investments in associates (Cont'd)

When the Group ceases to have significant influence over an associate, it is accounted for as a disposal of the entire interest in the investee with a resulting gain or loss being recognised in profit or loss. When the Group retains an interest in the former associate and the retained interest is a financial asset within the scope of HKAS 39, the Group measures the retained interest at fair value at that date and the fair value is regarded as its fair value on initial recognition. The difference between the carrying amount of the associate and the fair value of any retained interest and any proceeds from disposing the relevant interest in the associate is included in the determination of the gain or loss on disposal of the associate. In addition, the Group accounts for all amounts previously recognised in other comprehensive income in relation to that associate on the same basis as would be required if that associate had directly disposed of the related assets or liabilities. Therefore, if a gain or loss previously recognised in other comprehensive income by that associate would be reclassified to profit or loss on the disposal of the related assets or liabilities, the Group reclassifies the gain or loss from equity to profit or loss (as a reclassification adjustment) upon disposal of the relevant associate.

Where a group entity transacts with an associate of the Group, profits and losses resulting from the transactions with the associate are recognised in the Group's consolidated financial statements only to the extent of interests in the associate that are not related to the Group.

Revenue recognition

Revenue is measured at the fair value of the consideration received or receivable.

Revenue is recognised when the amount of revenue can be reliably measured; when it is probable that future economic benefits will flow to the Group and when specific criteria have been met for each of the Group's activities, as described below.

Interest income is accrued on a time basis, by reference to the principal outstanding and at the effective interest rate applicable, which is the rate that exactly discounts the estimated future cash receipts through the expected life of the financial asset to that asset's net carrying amount on initial recognition.

Commission income, handling and late charges are recognised when services are provided.

Notes to the Consolidated Financial Statements

For the year ended 28th February 2018

3. SIGNIFICANT ACCOUNTING POLICIES (Cont'd)

Revenue recognition (Cont'd)

Credit card transactions that result in award credits (often called “bonus points”) for customers, under the Group’s customer loyalty programmes, are accounted for a separately identifiable component and the fair value of the commission received or receivable is allocated between the credit card transactions and the award credits granted. The commission allocated to the award credits is measured by reference to their fair value of the awards for which they could be redeemed. Such commission is not recognised as revenue at the time of the initial credit card transactions — but is deferred and recognised as revenue when the award credits are redeemed and the Group’s obligations have been fulfilled.

Annual fee is recognised on a time proportion basis.

Dividend income from investments is recognised when the rights to receive payment have been established.

Insurance brokerage income and agency fee received or receivable is recognised as revenue when the underlying transaction has been completed.

Leasing

Leases are classified as finance leases whenever the terms of the lease transfer substantially all the risks and rewards of ownership to the lessee. All other leases are classified as operating leases.

The Group as lessor

Amounts due from customers in respect of hire purchase contracts are classified under finance leases and are recognised as receivables at the amount of the Group’s net investment in the leases. Finance lease income is allocated to accounting periods so as to reflect a constant periodic rate of return on the Group’s net investment outstanding in respect of the leases.

The Group as lessee

Operating lease payments are recognised as an expense on a straight-line basis over the lease term. In the event that lease incentives are received to enter into operating leases, such incentives are recognised as a liability. The aggregate benefit of incentives is recognised as a reduction of rental expense on a straight-line basis.

Notes to the Consolidated Financial Statements

For the year ended 28th February 2018

3. SIGNIFICANT ACCOUNTING POLICIES (Cont'd)

Foreign currencies

In preparing the financial statements of each individual group entity, transactions in currencies other than the functional currency of that entity (foreign currencies) are recognised at the rates of exchanges prevailing on the dates of the transactions. At the end of the reporting period, monetary items denominated in foreign currencies are retranslated at the rates prevailing at that date. Non-monetary items that are measured in terms of historical cost in a foreign currency are not retranslated.

Exchange differences arising on the settlement of monetary items, and on the retranslation of monetary items, are recognised in profit or loss in the period in which they arise, except for exchange differences on monetary items receivable from or payable to a foreign operation for which settlement is neither planned nor likely to occur (therefore forming part of the net investment in the foreign operation), which are recognised initially in other comprehensive income and reclassified from equity to profit or loss on disposal or partial disposal of the Group's interests in associates.

For the purposes of presenting the consolidated financial statements, the assets and liabilities of the Group's foreign operations are translated into the presentation currency of the Group (i.e. Hong Kong dollars) using exchange rates prevailing at the end of each reporting period. Income and expenses items are translated at the average exchange rates for the period. Exchange differences arising, if any, are recognised in other comprehensive income and accumulated in equity under the heading of translation reserve.

Borrowing costs

Borrowing costs directly attributable to the acquisition or production of qualifying assets, which are assets that necessarily take a substantial period of time to get ready for their intended use or sale, are added to the cost of those assets until such time as the assets are substantially ready for their intended use or sale.

Investment income earned on the temporary investment of specific borrowings pending their expenditure on qualifying assets is deducted from the borrowing costs eligible for capitalisation.

All other borrowing costs are recognised in profit or loss in the period in which they are incurred.

Notes to the Consolidated Financial Statements

For the year ended 28th February 2018

3. SIGNIFICANT ACCOUNTING POLICIES (Cont'd)

Taxation

Income tax expense represents the sum of the tax currently payable and deferred tax.

The tax currently payable is based on taxable profit for the year. Taxable profit differs from 'profit before tax' as reported in the consolidated statement of profit or loss because of income or expense that are taxable or deductible in other years and items that are never taxable or deductible. The Group's liability for current tax is calculated using tax rates that have been enacted or substantively enacted by the end of the reporting period.

Deferred tax is recognised on temporary differences between the carrying amounts of assets and liabilities in the consolidated financial statements and the corresponding tax bases used in the computation of taxable profit. Deferred tax liabilities are generally recognised for all taxable temporary differences. Deferred tax assets are generally recognised for all deductible temporary differences to the extent that it is probable that taxable profits will be available against which those deductible temporary differences can be utilised. Such deferred tax assets and liabilities are not recognised if the temporary difference arises from the initial recognition of assets and liabilities in a transaction that affects neither the taxable profit nor the accounting profit.

Deferred tax liabilities are recognised for taxable temporary differences associated with investments in subsidiaries and associates, except where the Group is able to control the reversal of the temporary difference and it is probable that the temporary difference will not reverse in the foreseeable future. Deferred tax assets arising from deductible temporary differences associated with such investments are only recognised to the extent that it is probable that there will be sufficient taxable profits against which to utilise the benefits of the temporary differences and they are expected to reverse in the foreseeable future.

The carrying amount of deferred tax assets is reviewed at the end of each reporting period and reduced to the extent that it is no longer probable that sufficient taxable profits will be available to allow all or part of the asset to be recovered.

Deferred tax assets and liabilities are measured at the tax rates that are expected to apply in the period in which the liability is settled or the asset realised, based on tax rate (and tax laws) that have been enacted or substantively enacted by the end of the reporting period.

The measurement of deferred tax liabilities and assets reflects the tax consequences that would follow from the manner in which the Group expects, at the end of the reporting period, to recover or settle the carrying amount of its assets and liabilities.

Notes to the Consolidated Financial Statements

For the year ended 28th February 2018

3. SIGNIFICANT ACCOUNTING POLICIES (Cont'd)

Taxation (Cont'd)

Current and deferred tax are recognised in profit or loss, except when they relate to items that are recognised in other comprehensive income or directly in equity, in which case, the current and deferred tax are also recognised in other comprehensive income or directly in equity respectively. Where current tax or deferred tax arises from the initial accounting for a business combination, the tax effect is included in the accounting for the business combination.

Property, plant and equipment

Property, plant and equipment are stated in the consolidated statement of financial position at cost less subsequent accumulated depreciation and subsequent accumulated impairment losses, if any.

Depreciation is recognised so as to write off the cost of assets less their residual values over their estimated useful lives, using the straight-line method. The estimated useful lives, residual values and depreciation method are reviewed at the end of each reporting period, with the effect of any changes in estimate accounted for on a prospective basis.

An item of property, plant and equipment is derecognised upon disposal or when no future economic benefits are expected to arise from the continued use of the asset. Any gain or loss arising on the disposal or retirement of an item of property, plant and equipment is determined as the difference between the sales proceeds and the carrying amount of the asset and is recognised in profit or loss.

Impairment on tangible assets

At the end of the reporting period, the Group reviews the carrying amounts of its tangible assets to determine whether there is any indication that those assets have suffered an impairment loss. If any such indication exists, the recoverable amount of the relevant asset is estimated in order to determine the extent of the impairment loss (if any).

Recoverable amount is the higher of fair value less costs of disposal and value in use. In assessing value in use, the estimated future cash flows are discounted to their present value using a pre-tax discount rate that reflects current market assessments of the time value of money and the risks specific to the asset for which the estimates of future cash flows have not been adjusted.

Notes to the Consolidated Financial Statements

For the year ended 28th February 2018

3. SIGNIFICANT ACCOUNTING POLICIES (Cont'd)

Impairment on tangible assets (Cont'd)

If the recoverable amount of an asset is estimated to be less than its carrying amount, the carrying amount of the asset is reduced to its recoverable amount. An impairment loss is recognised immediately in profit or loss.

Where an impairment loss subsequently reverses, the carrying amount of the asset is increased to the revised estimate of its recoverable amount, but so that the increased carrying amount does not exceed the carrying amount that would have been determined had no impairment loss been recognised for the asset in prior years. A reversal of an impairment loss is recognised immediately in profit or loss.

Financial instruments

Financial assets and financial liabilities are recognised when a group entity becomes a party to the contractual provisions of the instrument.

Financial assets and financial liabilities are initially measured at fair value. Transaction costs that are directly attributable to the acquisition or issue of financial assets and financial liabilities (other than financial assets or financial liabilities at FVTPL) are added to or deducted from the fair value of the financial assets or financial liabilities, as appropriate, on initial recognition. Transaction costs directly attributable to the acquisition of financial assets or financial liabilities at FVTPL are recognised immediately in profit or loss.

Financial assets

Financial assets are classified into one of the two categories, available-for-sale financial assets, and loans and receivables. The classification depends on the nature and purpose of the financial assets and is determined at the time of initial recognition. All regular way purchases or sales of financial assets are recognised and derecognised on a trade date basis. Regular way purchases or sales are purchases or sales of financial assets that require delivery of assets within the time frame established by regulation or convention in the marketplace.

Notes to the Consolidated Financial Statements

For the year ended 28th February 2018

3. SIGNIFICANT ACCOUNTING POLICIES (Cont'd)

Financial instruments (Cont'd)

Financial assets (Cont'd)

Effective interest method

The effective interest method is a method of calculating the amortised cost of a debt instrument and of allocating interest income over the relevant period. The effective interest rate is the rate that exactly discounts estimated future cash receipts (including all fees and points paid or received that form an integral part of the effective interest rate, transaction costs and other premiums or discounts) through the expected life of the debt instrument, or, where appropriate, a shorter period, to the net carrying amount on initial recognition.

Interest income is recognised on an effective interest basis for debt instruments.

Available-for-sale financial assets

Available-for-sale financial assets are non-derivatives that are either designated as available-for-sale or are not classified as (a) loans and receivables, (b) held-to-maturity investments or (c) financial assets at FVTPL. The Group designated listed and unlisted equity securities as available-for-sale investments on initial recognition of those items.

Equity securities held by the Group that are classified as available-for-sale financial assets are measured at fair value at the end of each reporting period except for unquoted equity investments whose fair value cannot be reliably measured. Dividends on available-for-sale equity instruments are recognised in profit or loss when the Group's right to receive the dividends is established. Changes in the carrying amount of available-for-sale financial assets are recognised in other comprehensive income and accumulated under the heading of investment revaluation reserve. When the investment is disposed of or is determined to be impaired, the cumulative gain or loss previously accumulated in the investment revaluation reserve is reclassified to profit or loss.

Available-for-sale equity investments that do not have a quoted market price in an active market and whose fair value cannot be reliably measured and must be settled by delivery of such unquoted equity investments are measured at cost less any identified impairment losses at the end of each reporting period.

Notes to the Consolidated Financial Statements

For the year ended 28th February 2018

3. SIGNIFICANT ACCOUNTING POLICIES (Cont'd)

Financial instruments (Cont'd)

Financial assets (Cont'd)

Loans and receivables

Loans and receivables are non-derivative financial assets with fixed or determinable payments that are not quoted in an active market. Subsequent to initial recognition, loans and receivables (including credit card receivables and instalment loan receivables, accrued interest and other receivables, other debtors, amounts due from fellow subsidiaries, immediate holding company, intermediate holding company and an associate, restricted deposits, time deposits, fiduciary bank balances, and bank balances and cash) are measured at amortised cost using the effective interest method, less any impairment.

Interest income is recognised by applying the effective interest rate, except for short-term receivables where the recognition of interest would be immaterial.

Impairment of financial assets (including hire purchase debtors)

Financial assets are assessed for indicators of impairment at the end of each reporting period. Financial assets are considered to be impaired when there is objective evidence that, as a result of one or more events that occurred after the initial recognition of the financial asset, the estimated future cash flows of the financial assets have been affected.

For available-for-sale equity investments, a significant or prolonged decline in the fair value of the security below its cost is considered to be objective evidence of impairment.

For all other financial assets, objective evidence of impairment could include:

- significant financial difficulty of the issuer or counterparty; or
- breach of contract, such as default or delinquency in interest and principal payments; or
- it becoming probable that the borrower will enter bankruptcy or financial re-organisation.

Notes to the Consolidated Financial Statements

For the year ended 28th February 2018

3. SIGNIFICANT ACCOUNTING POLICIES (Cont'd)

Financial instruments (Cont'd)

Financial assets (Cont'd)

Impairment of financial assets (including hire purchase debtors) (Cont'd)

For certain categories of financial assets, such as advances and receivables, assets that are assessed not to be impaired individually are, in addition, assessed for impairment on a collective basis. Objective evidence of impairment for a portfolio of receivables could include the Group's past experience of collecting payments, an increase in the number of delayed payments in the portfolio past the average credit period, observable changes in national or local economic conditions that correlate with default on receivables.

Individual impairment allowances are assessed by a discounted cash flow method for loans and receivables that are individually significant and have objective evidence of impairment. The individual impairment allowances are measured as the difference between the asset's carrying amount and the present value of the estimated future cash flows discounted at the original effective interest rate.

On collective impairment, individually insignificant loans and receivables or loans and receivables where no impairment has been identified individually are assessed on a portfolio basis. Evaluation is made by reference to the credit risk characteristics that are indicative of borrowers' ability to pay all amounts in accordance with the contractual terms. Expected future cash flows of loans and receivables that are assessed collectively for impairment are estimated on the basis of prior loan loss experience.

For financial assets carried at amortised cost, the amount of impairment loss recognised is the difference between the asset's carrying amount and the present value of the estimated future cash flows discounted at the financial asset's original effective interest rate. Changes in the carrying amount of the allowance account are recognised in profit or loss. When advances and receivables are considered uncollectible, it is written off against the allowance account. Subsequent recoveries of amounts previously written off are credited to profit or loss. If, in a subsequent period, the amount of the impairment loss decreases and the decrease can be related objectively to an event occurring after the impairment was recognised, the previously recognised impairment loss is reversed through profit or loss to the extent that the carrying amount of the investment at the date the impairment is reversed does not exceed what the amortised cost would have been had the impairment not been recognised.

Notes to the Consolidated Financial Statements

For the year ended 28th February 2018

3. SIGNIFICANT ACCOUNTING POLICIES (Cont'd)

Financial instruments (Cont'd)

Financial assets (Cont'd)

Impairment of financial assets (including hire purchase debtors) (Cont'd)

For financial assets carried at cost, the amount of the impairment loss is measured as the difference between the asset's carrying amount and the present value of the estimated future cash flows discounted at the current market rate of return for a similar financial asset. Such impairment loss will not be reversed in subsequent periods.

When an available-for-sale financial asset is considered to be impaired, cumulative gains or losses previously recognised in other comprehensive income are reclassified to profit or loss in the period.

In respect of available-for-sale equity investments, impairment losses previously recognised in profit or loss are not reversed through profit or loss. Any increase in fair value subsequent to impairment loss is recognised in other comprehensive income and accumulated under the heading of investment revaluation reserve.

Financial liabilities and equity instruments

Debt and equity instruments issued by a group entity are classified as either financial liabilities or as equity in accordance with the substance of the contractual arrangements and the definitions of a financial liability and an equity instrument.

Equity instruments

An equity instrument is any contract that evidences a residual interest in the assets of an entity after deducting all of its liabilities. Equity instruments issued by the Company are recognised at the proceeds received, net of direct issue costs.

Effective interest method

The effective interest method is a method of calculating the amortised cost of a financial liability and of allocating interest expense over the relevant period. The effective interest rate is the rate that exactly discounts estimated future cash payments (including all fees and points paid or received that form an integral part of the effective interest rate, transaction costs and other premiums or discounts) through the expected life of the financial liability, or, where appropriate, a shorter period, to the net carrying amount on initial recognition. Interest expense is recognised on an effective interest basis.

Notes to the Consolidated Financial Statements

For the year ended 28th February 2018

3. SIGNIFICANT ACCOUNTING POLICIES (Cont'd)

Financial instruments (Cont'd)

Financial liabilities and equity instruments (Cont'd)

Financial liabilities at amortised cost

Financial liabilities including bank borrowings, collateralised debt obligation, creditors, amounts due to fellow subsidiaries, intermediate holding company, ultimate holding company and an associate, are subsequently measured at amortised cost, using the effective interest method.

Derivative financial instruments

Derivatives are initially recognised at fair value at the date when derivative contracts are entered into and are subsequently remeasured to their fair value at the end of the reporting period. The resulting gain or loss is recognised in profit or loss immediately unless the derivative is designated and effective as a hedging instrument, in which event the timing of the recognition in profit or loss depends on the nature of the hedge relationship.

Hedge accounting

The Group designates certain derivatives as hedging instruments for cash flow hedges.

At the inception of the hedging relationship, the Group documents the relationship between the hedging instrument and the hedged item, along with its risk management objectives and its strategy for undertaking various hedge transactions. Furthermore, at the inception of the hedge and on an ongoing basis, the Group documents whether the hedging instrument is highly effective in offsetting changes in fair values or cash flows of the hedged item attributable to the hedged risk.

Notes to the Consolidated Financial Statements

For the year ended 28th February 2018

3. SIGNIFICANT ACCOUNTING POLICIES (Cont'd)

Financial instruments (Cont'd)

Hedge accounting (Cont'd)

Cash flow hedges

The effective portion of changes in the fair value of derivatives that are designated and qualify as cash flow hedges are recognised in other comprehensive income and accumulated under the heading of hedging reserve. The gain or loss relating to the ineffective portion is recognised immediately in profit or loss and is included in the “other gains and losses” line item.

Amounts previously recognised in other comprehensive income and accumulated in equity (hedging reserve) are reclassified to profit or loss in the periods when the hedged item affects profit or loss, in the same line of the consolidated statement of profit or loss as the recognised hedged item.

Hedge accounting is discontinued when the Group revokes the hedging relationship, when the hedging instrument expires or is sold, terminated, or exercised, or when it no longer qualifies for hedge accounting. Any gain or loss recognised in other comprehensive income and accumulated in equity at that time remains in equity and is recognised when the forecast transaction is ultimately recognised in profit or loss. When a forecast transaction is no longer expected to occur, the gain or loss accumulated in equity is recognised immediately in profit or loss.

Notes to the Consolidated Financial Statements

For the year ended 28th February 2018

3. SIGNIFICANT ACCOUNTING POLICIES (Cont'd)

Financial instruments (Cont'd)

Derecognition

The Group derecognises a financial asset only when the contractual rights to the cash flows from the asset expire, or when it transfers the financial asset and substantially all the risks and rewards of ownership of the asset to another entity. If the Group neither transfers nor retains substantially all the risks and rewards of ownership and continues to control the transferred asset, the Group recognises its retained interest in the asset and an associated liability for amounts it may have to pay. If the Group retains substantially all the risks and rewards of ownership of a transferred financial asset, the Group continues to recognise the financial asset and also recognises a collateralised borrowing for the proceeds received.

On derecognition of a financial asset, the difference between the asset's carrying amount and the sum of the consideration received and receivable and the cumulative gain or loss that had been recognised in other comprehensive income and accumulated in equity is recognised in profit or loss.

The Group derecognises financial liabilities when, and only when, the Group's obligations are discharged, cancelled or have expired. The difference between the carrying amount of the financial liability derecognised and the consideration paid and payable is recognised in profit or loss.

Insurance intermediary assets and liabilities

The Group acts as an agent in placing the insurable risks of their clients with insurers and, as such, generally is not liable as principal for amounts arising from such transactions. Other than the receivable for fees and commissions earned on the transaction which is recognised within trade receivables, no recognition of the insurance transaction occurs until the Group receives cash in respect of premiums or claims, at which time the amount is recognised in fiduciary bank balances and a corresponding deposit liability is established in favour of the insurer or the policyholder and recognised on the consolidated statement of financial position as a financial liability under the trade payables line item. Fiduciary cash arising from insurance broking deposits is settled over a short term and do not yield any interest for the insurer or the policyholder. Discounting is omitted given the effect of discounting is immaterial. The Group is entitled to retain the interest income on any cash balances arising from these transactions.

Notes to the Consolidated Financial Statements

For the year ended 28th February 2018

3. SIGNIFICANT ACCOUNTING POLICIES (Cont'd)

Retirement benefit costs

Payments to the Mandatory Provident Fund Scheme and state-managed retirement benefit scheme in China are recognised as an expense when employees have rendered service entitling them to the contributions.

4. KEY SOURCES OF ESTIMATION UNCERTAINTY

In the application of the Group's accounting policies, which are described in note 3, the Directors are required to make estimates and assumptions about the carrying amounts of assets and liabilities that are not readily apparent from other sources. The estimates and associated assumptions are based on historical experience and other factors that are considered to be relevant. Actual results may differ from these estimates.

The estimates and underlying assumptions are reviewed on an on-going basis. Revisions to accounting estimates are recognised in the period in which the estimate is revised if the revision affects only that period, or in the period of the revision and future periods if the revision affects both current and future periods.

The followings are the key assumptions concerning the future, and other key sources of estimation uncertainty at the end of the reporting period, that may have a significant risk of causing a material adjustment to the carrying amounts of assets and liabilities within the next financial year.

Impairment allowances on advances and receivables

The Group establishes, through charges against the consolidated statement of profit or loss, impairment allowances in respect of estimated incurred loss on advances and receivables. The allowances consist of individual impairment allowances and collective impairment allowances. The overall impairment allowances represent the aggregate amount by which the management considers necessary to write down its loan portfolio in order to state it in the consolidated statement of financial position at its present value of estimated future cash flows discounted at the original effective interest rate.

In determining individual impairment allowances, management considers objective evidence of impairment. When an advance is impaired, an individual impairment allowance is assessed by a discounted cash flow method, measured as the difference between the asset's carrying amount and the present value of estimated future cash flows discounted at the original effective interest rate.

Notes to the Consolidated Financial Statements

For the year ended 28th February 2018

4. KEY SOURCES OF ESTIMATION UNCERTAINTY (Cont'd)

Impairment allowances on advances and receivables (Cont'd)

In determining collective impairment allowances, management uses estimates based on historical loss experience for assets with credit risk characteristics and objective evidence of impairment similar to those in the portfolio.

The methodology and assumptions used for estimating both the amount and timing of future cash flows are reviewed regularly to reduce any differences between loss estimates and actual loss experience.

Details of advances and receivables and the impairment allowances movements are disclosed in notes 19 and 20.

5. REVENUE

	2018 HK\$'000	2017 HK\$'000
Interest income	1,117,570	1,074,905
Fees and commissions	81,754	74,043
Handling and late charges	77,575	79,152
	<u>1,276,899</u>	<u>1,228,100</u>

6. SEGMENT INFORMATION

Services from which operating and reportable segments derive their revenues

The Group's operating and reportable segments are as follows:

Credit card	—	Provide credit card services to individuals and acquiring services for member-stores
Instalment loans	—	Provide personal loan financing to individuals
Insurance	—	Provide insurance brokerage and agency services
Hire purchase	—	Provide vehicle financing and hire purchase financing for household products and other consumer products for individuals

Notes to the Consolidated Financial Statements

For the year ended 28th February 2018

6. SEGMENT INFORMATION (Cont'd)

Segment revenue and results

The following is an analysis of the Group's revenue and results by operating and reportable segments:

For the year ended 28th February 2018

	Credit card HK\$'000	Instalment loans HK\$'000	Insurance HK\$'000	Hire purchase HK\$'000	Consolidated HK\$'000
REVENUE	919,120	342,539	15,240	–	1,276,899
RESULT					
Segment results	366,506	82,796	7,060	–	456,362
Unallocated operating income					24,921
Unallocated expenses					(35,197)
Share of results of an associate					1,179
Profit before tax					447,265

Notes to the Consolidated Financial Statements

For the year ended 28th February 2018

6. SEGMENT INFORMATION (Cont'd)

Segment revenue and results (Cont'd)

For the year ended 28th February 2017

	Credit card HK\$'000	Instalment loans HK\$'000	Insurance HK\$'000	Hire purchase HK\$'000	Consolidated HK\$'000
REVENUE	<u>850,105</u>	<u>357,727</u>	<u>20,255</u>	<u>13</u>	<u>1,228,100</u>
RESULT					
Segment results	<u>324,939</u>	<u>79,905</u>	<u>4,753</u>	<u>12</u>	409,609
Unallocated operating income					7,222
Unallocated expenses					(32,375)
Share of results of associates					<u>(17,222)</u>
Profit before tax					<u>367,234</u>

The accounting policies of operating and reportable segments are the same as the Group's accounting policies described in note 3. Segment results represent the profit before tax earned by each segment without allocation of certain other operating income (including dividend income and gain on deregistration of an associate), unallocated head office expenses (including impairment loss on available-for-sale investments and impairment loss on investment in an associate) and share of results of associates. This is the measure reported to the chief operating decision maker for the purpose of resource allocation and performance assessment.

Notes to the Consolidated Financial Statements

For the year ended 28th February 2018

6. SEGMENT INFORMATION (Cont'd)

Segment assets and liabilities

The following is an analysis of the Group's assets and liabilities by operating and reportable segments:

At 28th February 2018

	Credit card HK\$'000	Instalment loans HK\$'000	Insurance HK\$'000	Hire purchase HK\$'000	Consolidated HK\$'000
ASSETS					
Segment assets	<u>4,470,847</u>	<u>1,673,028</u>	<u>19,523</u>	<u>–</u>	6,163,398
Investments in associates					13,678
Available-for-sale investments					<u>15,900</u>
Consolidated total assets					<u>6,192,976</u>
LIABILITIES					
Segment liabilities	<u>2,672,406</u>	<u>482,586</u>	<u>2,316</u>	<u>–</u>	3,157,308
Unallocated liabilities					<u>30,627</u>
Consolidated total liabilities					<u>3,187,935</u>

Notes to the Consolidated Financial Statements

For the year ended 28th February 2018

6. SEGMENT INFORMATION (Cont'd)

Segment assets and liabilities (Cont'd)

At 28th February 2017

	Credit card HK\$'000	Instalment loans HK\$'000	Insurance HK\$'000	Hire purchase HK\$'000	Consolidated HK\$'000
ASSETS					
Segment assets	<u>4,254,878</u>	<u>1,753,144</u>	<u>51,134</u>	<u>31</u>	6,059,187
Investments in associates					11,374
Available-for-sale investments					<u>21,239</u>
Consolidated total assets					<u>6,091,800</u>
LIABILITIES					
Segment liabilities	<u>2,736,353</u>	<u>573,163</u>	<u>1,831</u>	<u>48</u>	3,311,395
Unallocated liabilities					<u>38,334</u>
Consolidated total liabilities					<u>3,349,729</u>

For the purposes of monitoring segment performance and allocating resources amongst segments:

- all assets are allocated to operating and reportable segments other than investments in associates and available-for-sale investments.
- all liabilities are allocated to operating and reportable segments other than tax liabilities and deferred tax liabilities.

Notes to the Consolidated Financial Statements

For the year ended 28th February 2018

6. SEGMENT INFORMATION (Cont'd)

Other segment information

Amounts included in the measure of segment results or segment assets:

2018

	Credit card HK\$'000	Instalment loans HK\$'000	Insurance HK\$'000	Hire purchase HK\$'000	Consolidated HK\$'000
Additions to non-current assets (Note)	24,419	7,090	620	–	32,129
Depreciation	29,962	11,569	57	–	41,588
Impairment losses and impairment allowances	134,141	107,076	–	–	241,217
Recoveries of advances and receivables written-off	<u>(31,578)</u>	<u>(16,824)</u>	<u>–</u>	<u>–</u>	<u>(48,402)</u>

2017

	Credit card HK\$'000	Instalment loans HK\$'000	Insurance HK\$'000	Hire purchase HK\$'000	Consolidated HK\$'000
Additions to non-current assets (Note)	20,473	3,301	–	–	23,774
Depreciation	31,566	13,446	155	–	45,167
Impairment losses and impairment allowances	149,786	134,074	25	–	283,885
Recoveries of advances and receivables written-off	<u>(37,831)</u>	<u>(12,647)</u>	<u>–</u>	<u>(157)</u>	<u>(50,635)</u>

Note: Non-current assets exclude investments in associates, financial assets and derivative financial instruments.

Notes to the Consolidated Financial Statements

For the year ended 28th February 2018

6. SEGMENT INFORMATION (Cont'd)

Geographical information

The following is an analysis of the Group's revenue and results by geographical segments:

For the year ended 28th February 2018

	Hong Kong HK\$'000	PRC HK\$'000	Consolidated HK\$'000
REVENUE	1,219,230	57,669	1,276,899
RESULT			
Segment results	471,725	(15,363)	456,362
Unallocated operating income			24,921
Unallocated expenses			(35,197)
Share of results of an associate			1,179
Profit before tax			447,265

For the year ended 28th February 2017

	Hong Kong HK\$'000	PRC HK\$'000	Consolidated HK\$'000
REVENUE	1,170,184	57,916	1,228,100
RESULT			
Segment results	425,069	(15,460)	409,609
Unallocated operating income			7,222
Unallocated expenses			(32,375)
Share of results of associates			(17,222)
Profit before tax			367,234

Most of the Group's non-current assets (excluding financial assets) are located in Hong Kong. Accordingly, no geographical analysis is presented.

Notes to the Consolidated Financial Statements

For the year ended 28th February 2018

6. SEGMENT INFORMATION (Cont'd)

Information about major customers

During the years ended 28th February 2018 and 28th February 2017, none of the Group's single customer attributed to more than 10% of the Group's total external revenue.

7. INTEREST INCOME

	2018 HK\$'000	2017 HK\$'000
Advances	1,107,523	1,067,994
Impaired advances	6,403	3,344
Time deposits, restricted deposits and bank balances	3,644	3,567
	<u>1,117,570</u>	<u>1,074,905</u>

8. INTEREST EXPENSE

	2018 HK\$'000	2017 HK\$'000
Interest on bank borrowings	30,004	30,978
Interest on collateralised debt obligation	12,879	9,182
Net interest expense on interest rate swap contracts	43,366	50,576
	<u>86,249</u>	<u>90,736</u>

Amortisation of upfront cost of **HK\$389,000** (2017: HK\$218,000) is included in the interest expense on borrowings.

Notes to the Consolidated Financial Statements

For the year ended 28th February 2018

9. OTHER OPERATING INCOME

	2018 HK\$'000	2017 HK\$'000
Dividends received on available-for-sale investments		
Listed equity securities	710	849
Unlisted equity securities	86	67
Fees and commissions		
Credit card	66,669	53,935
Insurance	15,085	20,108
Handling and late charges	77,575	79,152
Others	10,937	8,433
	<u>171,062</u>	<u>162,544</u>

10. OTHER GAINS AND LOSSES

	2018 HK\$'000	2017 HK\$'000
Exchange gain (loss)		
Exchange gain on hedging instrument released from cash flow hedge reserve	3,350	255
Exchange loss on a bank loan	(3,350)	(255)
Other exchange gains (losses), net	240	(53)
Hedge ineffectiveness on cash flow hedges	(131)	(171)
Losses on disposal of property, plant and equipment	(1,710)	(737)
Impairment loss on available-for-sale investments	(9,759)	–
Impairment loss on investment in an associate	–	(8,637)
Gain on deregistration of an associate	12,801	–
	<u>1,441</u>	<u>(9,598)</u>

Notes to the Consolidated Financial Statements

For the year ended 28th February 2018

11. OPERATING EXPENSES

	2018 HK\$'000	2017 HK\$'000
Auditor's remuneration	2,945	2,900
Depreciation	41,588	45,167
General administrative expenses	159,521	159,359
Marketing and promotion expenses	71,854	55,915
Minimum operating lease rentals in respect of rented premises, advertising space and equipment	77,044	72,888
Other operating expenses	49,696	46,453
Staff costs including Directors' emoluments	162,275	157,841
	<u>564,923</u>	<u>540,523</u>

Operating lease rentals in respect of Directors' and staff quarters of **HK\$2,768,000** (2017: HK\$3,283,000) are included under staff costs.

Notes to the Consolidated Financial Statements

For the year ended 28th February 2018

12. DIRECTORS' AND EMPLOYEES' EMOLUMENTS

(a) Directors' emoluments

The emoluments paid or payable to each of the eleven (2017: thirteen) Directors were as follows:

2018

Name of Directors	Fees HK\$'000	Salaries and other benefits HK\$'000	Discretionary bonus (Note a) HK\$'000	Mandatory provident fund contributions HK\$'000	Total HK\$'000
Executive Directors					
Hideo Tanaka (Note b)	–	1,868	522	–	2,390
Koh Yik Kung	–	1,788	77	18	1,883
Kiyoshi Wada (Note b) (1.3.2017–23.6.2017)	–	463	233	–	696
Tomoharu Fukayama	–	1,453	166	–	1,619
Toru Hosokawa	–	1,548	233	–	1,781
Lai Yuk Kwong (23.6.2017–28.2.2018)	–	1,144	80	12	1,236
Sub-total	–	8,264	1,311	30	9,605

The executive directors' emoluments shown above were for their services in connection with management of the affairs of the Company and the Group.

Non-executive Directors

Masaaki Mangetsu (23.6.2017–28.2.2018)	–	–	–	–	–
Takamitsu Moriyama (1.3.2017–23.6.2017)	–	–	–	–	–

The non-executive director's emoluments shown above were for his services as director of the Company and the Group.

Notes to the Consolidated Financial Statements

For the year ended 28th February 2018

12. DIRECTORS' AND EMPLOYEES' EMOLUMENTS (Cont'd)

(a) Directors' emoluments (Cont'd)

2018

Name of Directors	Fees HK\$'000	Salaries and other benefits HK\$'000	Discretionary bonus (Note a) HK\$'000	Mandatory provident fund contributions HK\$'000	Total HK\$'000
Independent Non-executive Directors					
Lee Ching Ming, Adrian	306	–	–	–	306
Wong Hin Wing	306	–	–	–	306
Kenji Hayashi	306	–	–	–	306
Sub-total	918	–	–	–	918

The independent non-executive directors' emoluments shown above were for their services as directors of the Company and of the Group.

Total 10,523

Notes to the Consolidated Financial Statements

For the year ended 28th February 2018

12. DIRECTORS' AND EMPLOYEES' EMOLUMENTS (Cont'd)

(a) Directors' emoluments (Cont'd)

2017

Name of Directors	Fees HK\$'000	Salaries and other benefits HK\$'000	Discretionary bonus (Note a) HK\$'000	Mandatory provident fund contributions HK\$'000	Total HK\$'000
Executive Directors					
Hideo Tanaka (Note b)	–	1,857	180	–	2,037
Koh Yik Kung	–	1,789	82	18	1,889
Kiyoshi Wada (Note b)	–	1,303	173	–	1,476
Tomoharu Fukayama (24.6.2016–28.2.2017)	–	907	–	–	907
Toru Hosokawa (24.6.2016–28.2.2017)	–	1,102	–	–	1,102
Lai Yuk Kwong (1.3.2016–24.6.2016)	–	552	136	6	694
Sub-total	–	7,510	571	24	8,105

The executive directors' emoluments shown above were for their services in connection with management of the affairs of the Company and the Group.

Non-executive Directors

Takamitsu Moriyama (24.6.2016–28.2.2017)	–	–	–	–	–
Masanori Kosaka (1.3.2016–24.6.2016)	–	–	–	–	–

The non-executive director's emoluments shown above were for his services as director of the Company and the Group.

Notes to the Consolidated Financial Statements

For the year ended 28th February 2018

12. DIRECTORS' AND EMPLOYEES' EMOLUMENTS (Cont'd)

(a) Directors' emoluments (Cont'd)

2017

Name of Directors	Fees HK\$'000	Salaries and other benefits HK\$'000	Discretionary bonus (Note a) HK\$'000	Mandatory provident fund contributions HK\$'000	Total HK\$'000
Independent Non-executive Directors					
Lee Ching Ming, Adrian (1.10.2016–28.2.2017)	125	–	–	–	125
Wong Hin Wing Kenji Hayashi (24.6.2016–28.2.2017)	300	–	–	–	300
Ip Yuk Keung (1.3.2016–1.10.2016)	200	–	–	–	200
Tong Jun (1.3.2016–24.6.2016)	75	–	–	–	75
	–	–	–	–	–
Sub-total	700	–	–	–	700

The independent non-executive directors' emoluments shown above were for their services as directors of the Company and of the Group.

Total 8,805

Notes:

- (a) The discretionary bonus is determined by the Remuneration Committee of the Company with reference to the financial performance of the Group and the performance of the individual Director.
- (b) Operating lease rentals in respect of Directors' accommodations of **HK\$1,586,000** (2017: HK\$1,600,000) are included under salaries and other benefits.

Notes to the Consolidated Financial Statements

For the year ended 28th February 2018

12. DIRECTORS' AND EMPLOYEES' EMOLUMENTS (Cont'd)

(b) Employees' emoluments

Of the five individuals with the highest emoluments in the Group, four (2017: four) were Directors which details of their emoluments were set out as above. No director of the five individuals with the highest emoluments in the Group was appointed during the year (2017: one newly appointed director with emoluments of HK\$907,000). The emoluments of the remaining one individual (2017: one individual and the newly appointed Director) were as follows:

	2018 HK\$'000	2017 HK\$'000
Salaries and other benefits	3,065	2,421
Discretionary bonus	237	77
Mandatory provident fund contributions	18	18
	<u>3,320</u>	<u>2,516</u>

Their emoluments were within the following bands:

	No. of employees 2018	2017
Nil to HK\$1,000,000	–	–
HK\$1,000,001 to HK\$1,500,000	1	2
	<u>1</u>	<u>2</u>

Notes to the Consolidated Financial Statements

For the year ended 28th February 2018

13. INCOME TAX EXPENSE

	2018 HK\$'000	2017 HK\$'000
Current tax		
— Current year	79,046	72,224
— Overprovision in respect of prior years	(1,212)	(815)
	<u>77,834</u>	<u>71,409</u>
Deferred tax (Note 34)		
— Current year	(1,717)	(2,971)
	<u>76,117</u>	<u>68,438</u>

Hong Kong Profits Tax is calculated at 16.5% of the estimated assessable profit for both years.

Under the Law of the People's Republic of China on Enterprise Income Tax (the "EIT Law") and Implementation Regulation of the EIT Law, the tax rate of the PRC subsidiaries is 25% for both years.

The tax charge for the year can be reconciled to the profit before tax per the consolidated statement of profit or loss as follows:

	2018 HK\$'000	2017 HK\$'000
Profit before tax	<u>447,265</u>	<u>367,234</u>
Tax at the applicable rate of 16.5% (2017: 16.5%)	73,799	60,594
Tax effect of share of results of associates	(195)	2,842
Tax effect of expenses not deductible for tax purpose	5,686	4,830
Tax effect of income not taxable for tax purpose	(2,454)	(321)
Overprovision in respect of prior years	(1,212)	(815)
Tax effect of tax losses in current year not recognised	1,037	1,485
Utilisation of tax losses previously not recognised	(1,742)	(1,362)
Others	<u>1,198</u>	<u>1,185</u>
Income tax expense for the year	<u>76,117</u>	<u>68,438</u>

Notes to the Consolidated Financial Statements

For the year ended 28th February 2018

14. DIVIDENDS

	2018 HK\$'000	2017 HK\$'000
Dividends recognised as distribution during the year:		
Final dividend paid of 20.0 HK cents in respect of 2017 (2017: 18.0 HK cents in respect of 2016) per share	83,753	75,378
Interim dividend paid of 20.0 HK cents in respect of 2018 (2017: 18.0 HK cents in respect of 2017) per share	<u>83,753</u>	<u>75,378</u>
	<u>167,506</u>	<u>150,756</u>
Final dividend proposed of 22.0 HK cents in respect of 2018 (2017: 20.0 HK cents in respect of 2017) per share	<u>92,128</u>	<u>83,753</u>

The Directors have recommended a final dividend of **22.0 HK cents** per share. Subject to the approval of the shareholders at the 2018 AGM, the final dividend will be paid on 13th July 2018 to shareholders whose names appear on the register of members of the Company on 27th June 2018. This dividend has not been included as a liability in the consolidated financial statements.

15. EARNINGS PER SHARE — BASIC

The calculation of basic earnings per share is based on the profit for the year of **HK\$371,148,000** (2017: HK\$298,796,000) and on the number of shares of **418,766,000** (2017: 418,766,000) in issue during the year.

Notes to the Consolidated Financial Statements

For the year ended 28th February 2018

16. PROPERTY, PLANT AND EQUIPMENT

	Leasehold improvements HK\$'000	Furniture and fixtures HK\$'000	Computer equipment HK\$'000	Motor vehicles HK\$'000	Total HK\$'000
COST					
At 1st March 2016	27,130	12,271	355,782	226	395,409
Additions	1,430	6	22,899	–	24,335
Disposals	–	–	(1,705)	–	(1,705)
Exchange realignment	(202)	(53)	(1,511)	–	(1,766)
At 28th February 2017	28,358	12,224	375,465	226	416,273
Additions	4,086	–	25,467	–	29,553
Disposals	(1,592)	(170)	(5,110)	–	(6,872)
Exchange realignment	426	106	759	–	1,291
At 28th February 2018	31,278	12,160	396,581	226	440,245
DEPRECIATION					
At 1st March 2016	22,847	9,359	239,800	226	272,232
Provided for the year	2,897	1,116	41,154	–	45,167
Eliminated on disposals	–	–	(968)	–	(968)
Exchange realignment	(141)	(30)	(481)	–	(652)
At 28th February 2017	25,603	10,445	279,505	226	315,779
Provided for the year	2,826	952	37,810	–	41,588
Eliminated on disposals	(1,592)	(139)	(3,431)	–	(5,162)
Exchange realignment	349	81	387	–	817
At 28th February 2018	27,186	11,339	314,271	226	353,022
CARRYING VALUES					
At 28th February 2018	4,092	821	82,310	–	87,223
At 28th February 2017	2,755	1,779	95,960	–	100,494

Notes to the Consolidated Financial Statements

For the year ended 28th February 2018

16. PROPERTY, PLANT AND EQUIPMENT (Cont'd)

The above items of property, plant and equipment are depreciated on a straight-line basis at the following rates per annum:

Leasehold improvements	33 $\frac{1}{3}$ % or over the lease term, if shorter
Furniture and fixtures	20%
Computer equipment	20%–33 $\frac{1}{3}$ %
Motor vehicles	20%–33 $\frac{1}{3}$ %

17. INVESTMENTS IN ASSOCIATES

	2018 HK\$'000	2017 HK\$'000
Cost of unlisted investments in associates	1,000	79,335
Share of post-acquisition results	11,609	(64,675)
Exchange difference arising from translation	1,069	5,351
Impairment loss recognised in profit or loss	—	(8,637)
	<u>13,678</u>	<u>11,374</u>

At 28th February 2018 and 28th February 2017, the Group had interests in the following associates:

Name of associates	Place of incorporation and operation	Proportion of ownership interest deemed to be held by the Company		Proportion of board member representative		Principal activities
		2018	2017	2018	2017	
AEON Information Service (Shenzhen) Co., Ltd.	China	50%	50%	25%	25%	Provision of business process outsourcing services
AEON Credit Guarantee (China) Co., Ltd.	China	(Note)	50%	(Note)	33.3%	Liquidated

The other shareholder of AIS and ACG is the Group's intermediate holding company and hence the Group considers that the Group is able to participate in the financial and operating policy decisions of AIS and ACG but does not control or jointly control over those policies.

Notes to the Consolidated Financial Statements

For the year ended 28th February 2018

17. INVESTMENTS IN ASSOCIATES (Cont'd)

The above associates are also fellow subsidiaries of the Group.

All of these associates' financial statements are prepared in accordance with HKFRSs and are accounted for using the equity method in these consolidated financial statements.

Aggregate information of associates that are not individually material

The summarised financial information below represents the aggregate amount of the Group's share of its interests in associates which are not individually material.

	2018 HK\$'000	2017 HK\$'000
Profit (loss) and other comprehensive income (expense) for the year	<u>1,179</u>	<u>(17,222)</u>

Note: In January 2017, the shareholders of ACG resolved to approve the winding up of ACG by way of voluntary liquidation under the law of the PRC. At 28th February 2017, in view of the commencement of liquidation process, its financial status and prevailing market conditions, the Directors had performed a review on impairment on the carrying value of its interest in ACG. Based on the assessment, the Directors determined that impairment loss of HK\$8,637,000 was recognised in the consolidated statement of profit or loss for the year ended 28th February 2017.

During the year ended 28th February 2018, the liquidation was approved by relevant government authorities in the PRC and ACG was deregistered. A gain on deregistration of ACG of HK\$12,801,000 (including an amount of HK\$5,408,000 being translation reserve reclassified to profit or loss upon deregistration) was recognised in the consolidated statement of profit or loss for the year ended 28th February 2018.

Notes to the Consolidated Financial Statements

For the year ended 28th February 2018

18. AVAILABLE-FOR-SALE INVESTMENTS

	2018 HK\$'000	2017 HK\$'000
Listed equity securities, at fair value		
Hong Kong	8,595	12,095
Unlisted equity securities, at cost	7,305	9,144
	<u>15,900</u>	<u>21,239</u>

The investments included above represent investments in both listed and unlisted equity securities that offer the Group the opportunity for return through dividend income and fair value gains.

The fair values of listed equity securities are based on quoted market bid prices. Due to a prolonged decline in the market price of the investment, an impairment loss of HK\$7,921,000 is recognised in profit or loss during the year ended 28th February 2018.

The above unlisted investments represent equity interest in three (2017: three) private entities incorporated overseas engaged in consumer finance services and related business. The unlisted investments are measured at cost less impairment at the end of each reporting period because the range of reasonable fair value estimates is so significant that the Directors are of the opinion that their fair values cannot be measured reliably.

The Directors also conducted a review of those unlisted investments by using discounted cash flow method based on the latest financial budgets prepared by investees' management covering a period of 3 to 5 years. Budgeted net profit projections have been determined based on the historical records and the management's expectations for the growth potential and stable market development. Based on the assessment, the recoverable amounts of those unlisted investments are estimated to be less than their carrying amounts. Accordingly, the Directors determined that an impairment loss of HK\$1,838,000 is recognised in profit or loss for the year ended 28th February 2018.

Notes to the Consolidated Financial Statements

For the year ended 28th February 2018

19. ADVANCES AND RECEIVABLES

	2018 HK\$'000	2017 HK\$'000
Credit card receivables	3,808,249	3,611,021
Instalment loan receivables	1,375,933	1,469,708
Hire purchase debtors	—	26
	<u>5,184,182</u>	<u>5,080,755</u>
Accrued interest and other receivables	88,266	90,642
	<u>5,272,448</u>	<u>5,171,397</u>
Gross advances and receivables		
Impairment allowances (<i>Note 20</i>)		
— individually assessed	(52,211)	(58,146)
— collectively assessed	(36,693)	(42,927)
	<u>(88,904)</u>	<u>(101,073)</u>
	<u>5,183,544</u>	<u>5,070,324</u>
Current portion included under current assets	(4,202,214)	(4,035,958)
	<u>981,330</u>	<u>1,034,366</u>

At the end of the reporting period, all advances and receivables are unsecured and the credit risk exposures are disclosed in note 39(b).

(a) Credit card receivables

The term of credit card instalment plans entered with customers ranges from 3 months to 4 years.

All credit card receivables are denominated in HKD. The credit card receivables carry effective interest ranging from 26.8% to 43.5% (2017: 26.8% to 43.5%) per annum.

Notes to the Consolidated Financial Statements

For the year ended 28th February 2018

19. ADVANCES AND RECEIVABLES (Cont'd)

(a) Credit card receivables (Cont'd)

Asset backed financing transaction

The Group entered into asset backed financing transaction, which is collateralised by the Group's revolving credit card receivables portfolio. Under the revolving structure, as the excess cash flows collected in respect of the transferred credit card receivables are to be reinvested, the transaction does not meet the "transfer of asset" tests under HKAS 39 for the derecognition of financial assets. Accordingly, the Group continues to recognise the full amount of the transferred credit card receivables and related deposits and recognised the cash receipt as collateralised debt obligation.

The trust is controlled by the Group as the Group is the sole beneficiary of the trust which holds the entire undivided interest in the credit card receivables transferred, and therefore, the trust is consolidated by the Group. The transaction is accounted for as a collateralised borrowing arrangement in the Group's consolidated financial statements (see note 37).

The Group is restricted to sell, pledge, assign or transfer any of the transferred receivables and related deposits to any person other than the bank. As at 28th February 2018, the principal amount of the collateralised debt obligation is **HK\$1,250,000,000** (2017: HK\$1,250,000,000).

The financial assets and associated liabilities being transferred but not derecognised are carried at amortised cost in the Group's consolidated statement of financial position and the amounts are set out below.

	2018 HK\$'000	2017 HK\$'000
Carrying amount and fair value		
Credit card receivables	1,660,345	1,488,199
Restricted deposits	38,000	183,216
Collateralised debt obligation	<u>(1,250,000)</u>	<u>(1,250,000)</u>
	<u>448,345</u>	<u>421,415</u>

(b) Instalment loan receivables

Most of the instalment loan receivables entered with customers ranges from 6 months to 4 years and are denominated in HKD. The instalment loan receivables carry effective interest ranging from 3.1% to 50.7% (2017: 3.1% to 50.7%) per annum.

Notes to the Consolidated Financial Statements

For the year ended 28th February 2018

19. ADVANCES AND RECEIVABLES (Cont'd)

(c) Hire purchase debtors

	Minimum payments		Present value of minimum payments	
	2018 HK\$'000	2017 HK\$'000	2018 HK\$'000	2017 HK\$'000
Amounts receivable under hire purchase contracts:				
Within one year	—	26	—	26
Present value of minimum payments receivable	—	26	—	26

The term of hire purchase contracts entered with customers ranges from 6 months to 1.5 years.

20. IMPAIRMENT ALLOWANCES

	2018 HK\$'000	2017 HK\$'000
Analysis by products as:		
Credit card receivables	38,785	41,034
Instalment loan receivables	48,128	57,377
Accrued interest and other receivables	1,991	2,662
	<u>88,904</u>	<u>101,073</u>

Notes to the Consolidated Financial Statements

For the year ended 28th February 2018

20. IMPAIRMENT ALLOWANCES (Cont'd)

	Individual assessment HK\$'000	Collective assessment HK\$'000	Total HK\$'000
At 1st March 2017	58,146	42,927	101,073
Impairment losses and impairment allowances	247,451	(6,234)	241,217
Amounts written-off as uncollectable	(254,199)	–	(254,199)
Exchange realignment	813	–	813
At 28th February 2018	<u>52,211</u>	<u>36,693</u>	<u>88,904</u>
	Individual assessment HK\$'000	Collective assessment HK\$'000	Total HK\$'000
At 1st March 2016	90,723	45,603	136,326
Impairment losses and impairment allowances	286,561	(2,676)	283,885
Amounts written-off as uncollectable	(315,084)	–	(315,084)
Exchange realignment	(4,054)	–	(4,054)
At 28th February 2017	<u>58,146</u>	<u>42,927</u>	<u>101,073</u>

21. OVERDUE ADVANCES AND RECEIVABLES

Set out below is an analysis of gross balance of advances and receivables (excluding impairment allowances) which is overdue for more than 1 month:

	2018		2017	
	HK\$'000	%*	HK\$'000	%*
Overdue 1 month but less than 2 months	91,926	1.7	77,933	1.5
Overdue 2 months but less than 3 months	45,406	0.9	43,281	0.8
Overdue 3 months but less than 4 months	28,745	0.6	31,806	0.6
Overdue 4 months or above	54,588	1.0	60,967	1.2
	<u>220,665</u>	<u>4.2</u>	<u>213,987</u>	<u>4.1</u>

* Percentage of gross advances and receivables

Notes to the Consolidated Financial Statements

For the year ended 28th February 2018

22. IMPAIRED ADVANCES

Details of the advances assessed for impairment individually are as follows:

	2018 HK\$'000	2017 HK\$'000
Gross impaired advances		
— Overdue for more than 1 month (included in note 21)	58,336	62,733
— Current	—	44
Impairment allowances under individual assessment	(52,211)	(58,146)
Net impaired advances	<u>6,125</u>	<u>4,631</u>
Gross impaired advances as a percentage of gross advances	1.1%	1.2%

23. PREPAYMENTS, DEPOSITS AND OTHER DEBTORS

	2018 HK\$'000	2017 HK\$'000
Deposits for property, plant and equipment	8,967	1,275
Rental and other deposits	22,933	22,507
Prepaid operating expenses	29,608	29,150
Other debtors	<u>10,109</u>	<u>4,276</u>
	71,617	57,208
Current portion included under current assets	<u>(45,058)</u>	<u>(40,436)</u>
Amount due after one year	<u>26,559</u>	<u>16,772</u>

24. RESTRICTED DEPOSITS

The restricted deposits are in relation to the arrangement under collateralised debt obligation. This represents time deposits carrying fixed rates ranging from 0.26% to 1.00% (2017: 0.08% to 0.70%) per annum during the year. As at 28th February 2017, restricted deposits of HK\$145,216,000 was matured within one year from the end of the reporting period.

Notes to the Consolidated Financial Statements

For the year ended 28th February 2018

25. TIME DEPOSITS

Time deposits are denominated in RMB with maturity of three months or less carry fixed rates ranging from 1.49% to 1.76% (2017: 1.32% to 1.76%) per annum during the year.

Time deposits are denominated in RMB with maturity of more than three months carry fixed rates ranging from 1.76% to 2.25% (2017: 1.55% to 2.02%) per annum during the year.

HK\$'000

At 28th February 2018

Time deposits with maturity of three months or less	61,274
Time deposits with maturity of more than three months	42,259
	<u>103,533</u>

At 28th February 2017

Time deposits with maturity of three months or less	131,833
Time deposits with maturity of more than three months	33,930
	<u>165,763</u>

26. FIDUCIARY BANK BALANCES

The fiduciary bank balances are in relation to the money deposited by clients in the course of the conduct of the regulated activities under insurance brokerage business. These clients' monies are maintained in one or more segregated bank accounts. The Group has recognised the corresponding payables to respective clients. However, the Group does not have a currently enforceable right to offset those payables with the deposits placed.

Notes to the Consolidated Financial Statements

For the year ended 28th February 2018

27. BANK BALANCES AND CASH

Bank balances carry prevailing market interest rate.

The carrying amounts of the bank balances and cash are denominated in the following currencies:

	HKD HK\$'000	RMB HK\$'000	USD HK\$'000	Total HK\$'000
At 28th February 2018				
Bank balances and cash	<u>643,195</u>	<u>17,078</u>	<u>215</u>	<u>660,488</u>
At 28th February 2017				
Bank balances and cash	<u>452,587</u>	<u>17,304</u>	<u>366</u>	<u>470,257</u>

28. CREDITORS AND ACCRUALS

The aged analysis of creditors presented based on the invoice date at the end of the reporting period is as follows:

	2018 HK\$'000	2017 HK\$'000
Less than 1 month	58,422	64,151
Over 1 month but less than 3 months	3,910	1,794
Over 3 months	<u>3,702</u>	<u>3,172</u>
	<u>66,034</u>	<u>69,117</u>

Included in creditors and accruals is deferred revenue in relation to customer loyalty programmes of **HK\$9,061,000** (2017: HK\$8,091,000).

Notes to the Consolidated Financial Statements

For the year ended 28th February 2018

29. AMOUNTS DUE FROM / TO FELLOW SUBSIDIARIES

The amounts are unsecured, non-interest bearing and repayable on demand except for **HK\$50,554,000** (2017: HK\$42,791,000) which is trade-related.

The aged analysis of amounts due to fellow subsidiaries that are trade-related based on the invoice date at the end of the reporting period is as follows:

	2018 HK\$'000	2017 HK\$'000
Less than 1 month	<u>50,554</u>	<u>42,791</u>

30. AMOUNTS DUE FROM / TO IMMEDIATE/INTERMEDIATE/ULTIMATE HOLDING COMPANY

The amounts are unsecured, non-interest bearing and repayable on demand.

31. AMOUNTS DUE FROM / TO AN ASSOCIATE

The amounts are unsecured, non-interest bearing and repayable on demand.

32. BANK BORROWINGS

	2018 HK\$'000	2017 HK\$'000
Bank loans, unsecured	<u>1,575,020</u>	<u>1,721,281</u>
Carrying amount repayable (<i>Note</i>)		
Within one year	345,000	240,000
Within a period of more than one year but not exceeding two years	175,000	335,000
Within a period of more than two years but not exceeding five years	965,020	1,071,281
Over five years	<u>90,000</u>	<u>75,000</u>
	1,575,020	1,721,281
Amount repayable within one year included under current liabilities	<u>(345,000)</u>	<u>(240,000)</u>
Amount repayable after one year	<u>1,230,020</u>	<u>1,481,281</u>

Note: The amounts due are based on scheduled repayment dates set out in the loan agreements.

Notes to the Consolidated Financial Statements

For the year ended 28th February 2018

32. BANK BORROWINGS (Cont'd)

Functional currency of relevant group entity is HKD. The carrying amounts of the bank borrowings are denominated in the following currencies:

	HKD HK\$'000	USD HK\$'000	Total HK\$'000
At 28th February 2018			
Bank loans	<u>1,185,000</u>	<u>390,020</u>	<u>1,575,020</u>
At 28th February 2017			
Bank loans	<u>1,335,000</u>	<u>386,281</u>	<u>1,721,281</u>

HKD bank loans of **HK\$220,000,000** (2017: HK\$290,000,000) are arranged at fixed interest rates ranging from 1.68% to 2.64% (2017: 0.65% to 2.57%) per annum and expose the Group to fair value interest rate risk. Other HKD bank loans are arranged at floating interest rates at 0.60% plus HIBOR (2017: 0.60% plus HIBOR to 0.85% plus HIBOR) per annum and the USD bank loan is arranged at floating interest rate at 0.95% plus LIBOR (2017: 0.95% plus LIBOR) per annum, thus exposing the Group to cash flow interest rate risk.

At 28th February 2018, the Group has available unutilised overdrafts and non-committed short term bank loan facilities of **HK\$730,900,000** (2017: HK\$658,620,000) and **HK\$681,905,000** (2017: HK\$672,842,000) respectively.

Notes to the Consolidated Financial Statements

For the year ended 28th February 2018

33. DERIVATIVE FINANCIAL INSTRUMENTS

	2018		2017	
	Assets HK\$'000	Liabilities HK\$'000	Assets HK\$'000	Liabilities HK\$'000
Interest rate swaps	2,473	36,684	813	67,374
Cross-currency interest rate swap	15,770	–	9,482	–
Interest rate caps	6	–	103	–
	<u>18,249</u>	<u>36,684</u>	<u>10,398</u>	<u>67,374</u>
Current portion	–	(1,865)	(44)	(650)
	<u>18,249</u>	<u>34,819</u>	<u>10,354</u>	<u>66,724</u>

All derivative financial instruments entered by the Group that remain outstanding at 28th February 2018 and 28th February 2017 are for hedging purposes. The credit risk on those derivative financial instruments is limited as the counterparties are banks with high credit-ratings assigned by international credit-rating agencies. The classification of current/non-current for derivative financial instruments is in accordance with the maturity dates of the corresponding bank borrowings and collateralised debt obligation, the designated hedged items.

Details of major derivative financial instruments for hedging purposes are as follows:

Cash flow hedges:

Interest rate swaps

The Group uses interest rate swaps to minimise its exposures to cash flow changes of its floating-rate bank borrowings by swapping certain HKD floating-rate bank borrowings with aggregate principal of **HK\$965,000,000** (2017: HK\$1,045,000,000) from floating rates to fixed rates. The interest rate swaps with aggregate notional amount of **HK\$965,000,000** (2017: HK\$1,045,000,000) have fixed interest payments quarterly at fixed interest rates ranging from 2.3% to 3.3% (2017: 1.8% to 3.5%) per annum and floating interest receipts quarterly at 0.60% plus HIBOR (2017: ranging from 0.60% plus HIBOR to 0.85% plus HIBOR) per annum for periods up until March 2022 (2017: until March 2022).

Notes to the Consolidated Financial Statements

For the year ended 28th February 2018

33. DERIVATIVE FINANCIAL INSTRUMENTS (Cont'd)

Cash flow hedges: (Cont'd)

Interest rate swaps (Cont'd)

Besides bank borrowings, the Group also entered into interest rate swaps to minimise its exposures to cash flow changes of its collateralised debt obligation transaction. Two interest rate swaps with notional amounts of **HK\$550,000,000** each and one interest rate swap with notional amount of **HK\$150,000,000** (2017: two interest rate swaps for HK\$550,000,000 each and one interest rate swap for HK\$150,000,000) were entered by the Group to swap its **HK\$1,250,000,000** (2017: HK\$1,250,000,000) floating-rate financing facility from floating rates to fixed rates. The interest rate swaps have fixed interest payments monthly at fixed interest rates ranging from 3.2% to 3.8% (2017: 3.2% to 3.8%) per annum and floating interest receipts monthly from 0.4% plus HIBOR to 0.55% plus HIBOR (2017: 0.4% plus HIBOR to 0.55% plus HIBOR) per annum for periods up until August 2019 and July 2020 (2017: until August 2019 and July 2020) respectively.

The interest rate swaps, the corresponding bank borrowings and the collateralised debt obligation have similar terms, such as principal amounts, interest rate spread, start dates, maturity dates and counterparties, and the Directors consider that the interest rate swaps are highly effective hedging instruments. Interest rate swaps are designated as cash flow hedging instruments from floating interest rates to fixed interest rates.

During the year, net adjustment on the above-mentioned cash flow hedges amounted to **HK\$31,281,000** (2017: HK\$59,550,000) and is included in other comprehensive income.

The fair values of the interest rate swaps are determined by using the discounted cash flow method based on HIBOR yield curves at the end of the reporting period.

Cross-currency interest rate swap

The Group uses cross-currency interest rate swap designated as highly effective hedging instrument to minimise its exposures to foreign currency and cash flow interest rate risk of its USD bank borrowing by swapping the floating-rate USD bank borrowing to fixed-rate HKD bank borrowing.

The cross-currency interest rate swap with notional amount of **USD50,000,000** (2017: USD50,000,000) (equivalent to HK\$387,795,000 (2017: HK\$387,795,000) at the date of inception of the bank borrowing) has fixed currency payments in HKD at exchange rate of USD to HKD at 7.76 (2017: USD to HKD at 7.76), fixed interest payments quarterly in HKD at 2.27% (2017: 2.27%) per annum and floating interest receipts quarterly in USD at 0.95% plus LIBOR (2017: 0.95% plus LIBOR) per annum for periods up until September 2021 (2017: until September 2021).

Notes to the Consolidated Financial Statements

For the year ended 28th February 2018

33. DERIVATIVE FINANCIAL INSTRUMENTS (Cont'd)

Cash flow hedges: (Cont'd)

Cross-currency interest rate swap (Cont'd)

The cross-currency interest rate swap and the corresponding bank borrowing have the same terms and the Directors consider that the cross-currency interest rate swap is highly effective hedging instrument.

During the year, net adjustment on the above-mentioned cash flow hedges amounted to **HK\$2,938,000** (2017: HK\$8,986,000) and is included in other comprehensive income.

The fair value of the cross-currency interest rate swap is determined by using the discounted cash flow method based on LIBOR yield curves and the forward exchange rates between USD and HKD estimated at the end of the reporting period.

34. DEFERRED TAX LIABILITIES

The followings are the major deferred tax liabilities (assets) recognised by the Group and movements thereon during the years ended 28th February 2018 and 28th February 2017:

	Accelerated tax depreciation HK\$'000	Impairment allowances HK\$'000	Total HK\$'000
At 1st March 2016	17,068	(7,525)	9,543
(Credit) charge to profit or loss for the year	(3,413)	442	(2,971)
At 28th February 2017	13,655	(7,083)	6,572
(Credit) charge to profit or loss for the year	(2,746)	1,029	(1,717)
At 28th February 2018	10,909	(6,054)	4,855

At the end of the reporting period, the Group had unused tax losses of **HK\$56,155,000** (2017: HK\$65,368,000) available for offset against future profits. No deferred tax asset has been recognised in respect of the unused tax losses due to the unpredictability of future profit streams. The tax losses of **HK\$46,104,000** (2017: HK\$57,650,000) will expire in 2018 to 2022 (2017: 2017 to 2021) and the remaining tax losses may be carried forward indefinitely.

Notes to the Consolidated Financial Statements

For the year ended 28th February 2018

35. SHARE CAPITAL

	Number of shares	Share capital HK\$'000
Issued and fully paid		
At 1st March 2016, 28th February 2017 and 28th February 2018		
— Ordinary shares with no par value	418,766,000	269,477

36. RESERVES

The reserves available for distribution to shareholders at 28th February 2018 amounted to **HK\$2,752,797,000** (2017: HK\$2,549,155,000), representing the accumulated profits.

37. COLLATERALISED DEBT OBLIGATION

	2018 HK\$'000	2017 HK\$'000
Tranche A	550,000	550,000
Tranche B	550,000	550,000
Tranche C	150,000	150,000
Amount repayable after one year	<u>1,250,000</u>	<u>1,250,000</u>

- a) The Group entered into a HK\$1,250,000,000 collateralised debt obligation financing transaction (the “Transaction”). The Transaction consists of three tranches — Tranche A, Tranche B and Tranche C. The revolving periods for both Tranche A and Tranche B will end in August 2019 while the revolving period for Tranche C will end in July 2020. The three tranches were arranged at floating interest rates from 0.40% plus HIBOR per annum to 0.55% plus HIBOR per annum, thus exposing the Group to cash flow interest rate risk. Three corresponding interest rate swaps with similar terms, such as principal amounts, interest rate spread, start dates, maturity dates and counterparties, were arranged to swap these three tranches from floating rates to fixed rates from 3.2% to 3.8% per annum. The effective interest rate after taking into account the executed interest rate swaps was 3.6% (2017: 3.7%) per annum during the year.

Notes to the Consolidated Financial Statements

For the year ended 28th February 2018

37. COLLATERALISED DEBT OBLIGATION (Cont'd)

- b) Pursuant to the Transaction, the Group transferred credit card receivables in Hong Kong to Horizon Master Trust (AEON 2006-1) (the “Trust”) established and operated in Hong Kong solely for this financing purpose of which the lender, an independent third party, is also the trustee. The Group is the sole beneficiary of the Trust, which holds the entire undivided interest in the credit card receivables transferred. In accordance with HKFRS 10 *Consolidated Financial Statements*, the Trust is controlled by the Group and the results thereof are consolidated by the Group in its consolidated financial statements. According to HKAS 39, both assets transferred and debt issued under the Transaction have not been derecognised and remained in the Group’s consolidated financial statements. The Transaction is backed by the credit card receivables transferred and with the carrying amount denominated in HKD.

38. CAPITAL RISK MANAGEMENT

The Group manages its capital to ensure that:

- the Group will continue as a going concern;
- to maintain healthy capital ratio to instil confidence in stakeholders during periods of uncertainty and turmoil in financial markets;
- funds are available at competitive costs to meet all contractual financial commitments; and
- to fund receivable growth and to generate reasonable returns from available funds.

The capital structure of the Group consists of debt (which includes bank borrowings and collateralised debt obligation) and equity attributable to owners of the Group (comprising share capital and reserves).

Net debt to equity ratio

The Group’s management review the capital structure on a semi-annual basis. As part of this review, the management considers the cost of capital and the risks associated with each class of capital.

Notes to the Consolidated Financial Statements

For the year ended 28th February 2018

38. CAPITAL RISK MANAGEMENT (Cont'd)

The net debt to equity ratio at the year end was as follows:

	2018 HK\$'000	2017 HK\$'000
Debt (Note a)	2,825,020	2,971,281
Cash and cash equivalents	(721,762)	(602,090)
Net debt	2,103,258	2,369,191
Equity (Note b)	3,005,041	2,742,071
Net debt to equity ratio	0.7	0.9

Notes:

- (a) Debt comprises bank borrowings and collateralised debt obligation as detailed in notes 32 and 37 respectively.
- (b) Equity includes all capital and reserves of the Group.

39. FINANCIAL INSTRUMENTS

(a) Categories of financial instruments

	2018 HK\$'000	2017 HK\$'000
Financial assets		
Available-for-sale investments	15,900	21,239
Loans and receivables (excluding hire purchase debtors)	5,995,772	5,895,337
Derivative instruments in designated hedge accounting relationships	18,249	10,398
Financial liabilities		
Amortised cost	2,956,780	3,098,248
Derivative instruments in designated hedge accounting relationships	36,684	67,374

Notes to the Consolidated Financial Statements

For the year ended 28th February 2018

39. FINANCIAL INSTRUMENTS (Cont'd)

(b) Financial risk management objectives and policies

The Group's major financial instruments include available-for-sale investments, credit card receivables and instalment loan receivables, accrued interest and other receivables, other debtors, amounts due from fellow subsidiaries and an associate, restricted deposits, time deposits, fiduciary bank balances, bank balances and cash and derivative financial assets, bank borrowings, collateralised debt obligation, creditors, amounts due to fellow subsidiaries, intermediate holding company, ultimate holding company and an associate and derivative financial liabilities. Details of these financial instruments are disclosed in respective notes. The risks associated with these financial instruments include market risk (including currency risk, interest rate risk and other price risk), credit risk and liquidity risk.

The management manages and monitors these exposures to ensure appropriate measures are implemented on a timely and effective manner. The Group seeks to minimise the effects of cash flow risk by using derivative financial instruments to hedge the cash flow risk exposures. The use of financial derivatives is governed by the Group's policies approved by the Board, which provide written principles on foreign exchange risk, interest rate risk, and the use of derivative financial instruments. Compliance with policies on effectiveness of hedging activities is reviewed by internal auditors on a regular basis. The Group does not enter into or trade derivative financial instruments for speculative purposes.

Market risk

The Group's activities expose it primarily to the financial risks of changes in foreign currency exchange rates, interest rates and credit risk. The Group enters into a variety of derivative financial instruments to manage its exposure to interest rate and foreign currency risks, including:

- currency swap to convert the foreign currency debt to the functional currency of the relevant group entity; and
- interest rate swaps to mitigate the cash flow interest rate risk.

Market risk exposures are measured using sensitivity analysis.

Notes to the Consolidated Financial Statements

For the year ended 28th February 2018

39. FINANCIAL INSTRUMENTS (Cont'd)

(b) Financial risk management objectives and policies (Cont'd)

Market risk (Cont'd)

There has been no change to the Group's exposures to market risks or the manner in which it manages and measures the risk.

(i) *Currency risk*

Currency risk is the risk that the holding of foreign currency assets and liabilities will affect the Group's position as a result of a change in foreign currency exchange rates. Certain bank deposits and balances and bank borrowings of the Group are denominated in foreign currencies, which expose the Group to foreign currency risk.

As at 28th February 2018, the Group's currency risk exposure primarily relates to its USD denominated bank borrowing with the notional amount of **HK\$391,400,000** (2017: HK\$388,050,000). To minimise the currency risk in relation to the USD bank borrowing, the Group has been using cross-currency interest rate swap designed to hedge against the debt which is highly effective to convert the foreign currency debt to the functional currency of the relevant group entity. The critical terms of this currency swap is similar to those of hedged borrowing. Hence, the net foreign currency risk after taking the derivative financial instrument into consideration is not material to the Group. In this regard, no sensitivity analysis is presented.

(ii) *Interest rate risk*

Fair value interest rate risk is the risk that the value of a financial instrument will fluctuate because of changes in market interest rates. Cash flow interest rate risk is the risk that the future cash flows of a financial instrument will fluctuate because of changes in market interest rates.

The Group's exposures to fair value interest rate risk relates primarily to fixed- rate lendings and borrowings including variable rate borrowings under hedge accounting to change from variable rate to fixed rate. All interest-bearing financial assets are exposed to fair value interest rate risk only. The interest rates and terms of repayment of financial assets and bank borrowings of the Group are disclosed in notes 19, 32 and 37.

Notes to the Consolidated Financial Statements

For the year ended 28th February 2018

39. FINANCIAL INSTRUMENTS (Cont'd)

(b) Financial risk management objectives and policies (Cont'd)

Market risk (Cont'd)

(ii) Interest rate risk (Cont'd)

The Group's cash flow interest rate risk relates primarily to floating-rate financial liabilities except those under hedge accounting to change from variable rate to fixed rate (see note 32).

The Group monitors the interest rate exposure, through assessing the interest rate gap of its interest bearing financial assets and financial liabilities. To minimise the cash flow interest rate gap, the Group has been using interest rate swaps to convert a proportion of its variable rate debts to fixed rate. The critical terms of these interest rate swaps are similar to those of hedged borrowings.

Sensitivity analysis

The sensitivity analyses below have been determined based on the exposure to interest rates for non-derivative variable rate financial instruments (excluding variable rate borrowings which are hedged by interest rate swaps) and interest component of derivative financial instruments at the end of the reporting period. For variable-rate borrowings, the analysis is prepared assuming the amount of liability outstanding at the reporting date was outstanding for the whole period. A 100 basis point increase in HIBOR is used when reporting interest rate risk internally to key management personnel and represents management's assessment of the reasonably possible change in interest rates.

If interest rates had been 100 basis points (2017: 100 basis points) higher and all other variables were held constant:

- other comprehensive income would decrease by **HK\$39,078,000** (2017: HK\$30,298,000) mainly as a result of the changes in the fair value of derivative financial instruments, excluding the impact of foreign exchange component for the cross-currency interest rate swap.

In management's opinion, the sensitivity analysis is unrepresentative of the interest rate risk inherent in the financial liabilities as the period end exposure does not reflect the exposure during the year.

Notes to the Consolidated Financial Statements

For the year ended 28th February 2018

39. FINANCIAL INSTRUMENTS (Cont'd)

(b) Financial risk management objectives and policies (Cont'd)

Market risk (Cont'd)

(iii) Other price risk

The Group is exposed to equity price risk through its available-for-sale investments. The Group's equity price risk is mainly concentrated on equity securities operating in retail stores and related business. The management will monitor the price movements and take appropriate actions when it is required.

Sensitivity analysis

The sensitivity analyses below have been determined based on the exposure to equity price risk on equity securities at the end of the reporting period.

If equity prices had been **10%** (2017: 10%) higher/lower:

- profit for the year would decrease by **HK\$860,000** (2017: HK\$nil) as a result of decrease in fair value of listed equity securities; and
- other comprehensive income would increase by **HK\$860,000** (2017: increase/decrease by HK\$1,210,000) as a result of the changes in fair value of listed equity securities.

In management's opinion, the sensitivity analysis is unrepresentative of the other price risk as the period end exposure does not reflect the exposure during the year.

The Group's sensitivity to equity prices has not changed significantly from the prior year.

Notes to the Consolidated Financial Statements

For the year ended 28th February 2018

39. FINANCIAL INSTRUMENTS (Cont'd)

(b) Financial risk management objectives and policies (Cont'd)

Credit risk

As at 28th February 2018, financial assets whose carrying amounts best represent the maximum exposure to credit risk. The Group's maximum exposure to credit risk which will cause a financial loss to the Group is arising from the event of the counterparties' failure to perform their obligations in relation to each class of recognised financial assets as stated in the consolidated statements of financial position. The Group's credit risk is primarily attributable to its advances and receivables. In order to minimise the credit risk, the Group has established policies and systems for the monitoring and control of credit risk. The management has delegated different divisions responsible for determination of credit limits, credit approvals and other monitoring processes to ensure that follow-up action is taken to recover overdue debts. The Board has overall responsibility for the Group's credit policies and oversees the credit quality of the Group's advance portfolio. In addition, management reviews the recoverable amount of loans and receivables individually or collectively at each reporting date to ensure that adequate impairment losses are made for irrecoverable amounts. In this regard, management considers that the Group's credit risk is significantly reduced.

The credit risk on liquid funds and derivative financial instruments is limited because the counterparties are banks with high credit-ratings assigned by international credit-rating agencies.

As at 28th February 2018, unused credit card limit of **HK\$28,234,591,000** (2017: HK\$29,336,638,000) unrecorded in the consolidated statement of financial position.

The Group does not have any other significant concentration of credit risk, with exposure spread over a number of counterparties and customers.

The Group's policy requires the review of individual financial assets that are above materiality thresholds on quarterly basis. Impairment allowances on individually assessed accounts are determined by an evaluation of the incurred loss at the end of the reporting period on a case-by-case basis, and are applied to all individually significant accounts. The assessment normally encompasses collateral held and the anticipated receipts for that individual account.

Notes to the Consolidated Financial Statements

For the year ended 28th February 2018

39. FINANCIAL INSTRUMENTS (Cont'd)

(b) Financial risk management objectives and policies (Cont'd)

Credit risk (Cont'd)

Collectively assessed impairment allowances are provided for: i) portfolios of homogenous assets that are not assessed individually; and ii) losses incurred but not yet identified, by using the historical loss experience, experienced judgment and statistical techniques to provide.

Credit quality

Credit quality of advances and receivables of the Group are summarised as follows:

	2018 HK\$'000	2017 HK\$'000
Neither past due nor individually impaired	5,051,783	4,957,366
Past due but not individually impaired	162,329	151,254
Individually impaired	58,336	62,777
	<u>5,272,448</u>	<u>5,171,397</u>
Less: impairment allowances (<i>Note 20</i>)	<u>(88,904)</u>	<u>(101,073)</u>
	<u><u>5,183,544</u></u>	<u><u>5,070,324</u></u>

(i) *Advances and receivables neither past due nor individually impaired*

Included in collectively assessed impairment allowances, there is **HK\$4,359,000** (2017: HK\$6,008,000) in relation to collective impairment in advances and receivables that were not past due at the end of the reporting period.

Notes to the Consolidated Financial Statements

For the year ended 28th February 2018

39. FINANCIAL INSTRUMENTS (Cont'd)

(b) Financial risk management objectives and policies (Cont'd)

Credit quality (Cont'd)

(ii) *Advances and receivables past due but not individually impaired*

Gross amount of advances and receivables that were past due but not individually impaired, of which assessment for impairment has been performed on collective basis, were as follows:

	2018		
	Credit card HK\$'000	Instalment loan HK\$'000	Total HK\$'000
Overdue for:			
Over 1 month			
but less than 2 months	48,233	43,473	91,706
Over 2 months			
but less than 3 months	18,740	26,424	45,164
Over 3 months			
but less than 4 months	9,645	15,186	24,831
Over 4 months or above	387	241	628
	77,005	85,324	162,329
Less: collectively impaired	(15,951)	(16,383)	(32,334)
	<u>61,054</u>	<u>68,941</u>	<u>129,995</u>

Notes to the Consolidated Financial Statements

For the year ended 28th February 2018

39. FINANCIAL INSTRUMENTS (Cont'd)

(b) Financial risk management objectives and policies (Cont'd)

Credit quality (Cont'd)

(ii) *Advances and receivables past due but not individually impaired (Cont'd)*

	2017		
	Credit card HK\$'000	Instalment loans HK\$'000	Total HK\$'000
Overdue for:			
Over 1 month			
but less than 2 months	34,161	43,528	77,689
Over 2 months			
but less than 3 months	16,381	26,809	43,190
Over 3 months			
but less than 4 months	10,282	19,524	29,806
Over 4 months or above	308	261	569
	<u>61,132</u>	<u>90,122</u>	<u>151,254</u>
Less: collectively impaired	<u>(16,089)</u>	<u>(20,830)</u>	<u>(36,919)</u>
	<u>45,043</u>	<u>69,292</u>	<u>114,335</u>

Notes to the Consolidated Financial Statements

For the year ended 28th February 2018

39. FINANCIAL INSTRUMENTS (Cont'd)

(b) Financial risk management objectives and policies (Cont'd)

Credit quality (Cont'd)

(iii) *Advances and receivables individually impaired*

The breakdown of the gross amount of individually impaired advances and receivables by class are as follows:

	Credit card HK\$'000	Instalment loans HK\$'000	Total HK\$'000
At 28th February 2018			
Individually impaired	<u>25,738</u>	<u>32,598</u>	<u>58,336</u>
At 28th February 2017			
Individually impaired	<u>26,333</u>	<u>36,444</u>	<u>62,777</u>

Impairment allowances of **HK\$52,211,000** (2017: HK\$58,146,000) have been provided (Note 20).

Liquidity risk

The Group has laid down an appropriate liquidity risk management framework for the management of the short, medium and long-term funding and liquidity management requirements, which is reviewed regularly by the Directors. The Group manages liquidity risk by maintaining adequate reserves and banking facilities by continuously monitoring forecast and actual cash flows and maintain a conservative level of long-term funding to finance its short-term financial assets.

The following table details the Group's remaining contractual maturity for its non-derivative financial liabilities based on the agreed repayment terms. The tables below have been drawn up based on the contractual maturities of the undiscounted financial liabilities including interest that will accrue to those liabilities except where the Group is entitled and intends to repay the liabilities before their maturities. To the extent that interest flows are floating rate, the undiscounted amount is derived from interest yield curve at the end of the reporting period.

Notes to the Consolidated Financial Statements

For the year ended 28th February 2018

39. FINANCIAL INSTRUMENTS (Cont'd)

(b) Financial risk management objectives and policies (Cont'd)

Liquidity risk (Cont'd)

	2018					
	On demand or less than 1 month HK\$'000	1-3 months HK\$'000	3-12 months HK\$'000	1-4 years HK\$'000	Over 4 years HK\$'000	Total HK\$'000
Collateralised debt obligation	3,720	7,439	33,476	1,273,636	–	1,318,271
Bank borrowings						
– fixed rate	441	868	33,699	110,135	93,935	239,078
– variable rate	2,226	4,381	331,770	1,003,539	65,134	1,407,050
Other financial liabilities	130,993	766	–	–	–	131,759
Total undiscounted financial liabilities	<u>137,380</u>	<u>13,454</u>	<u>398,945</u>	<u>2,387,310</u>	<u>159,069</u>	<u>3,096,158</u>
Unused credit card limit	<u>28,234,591</u>	<u>–</u>	<u>–</u>	<u>–</u>	<u>–</u>	<u>28,234,591</u>

Notes to the Consolidated Financial Statements

For the year ended 28th February 2018

39. FINANCIAL INSTRUMENTS (Cont'd)

(b) Financial risk management objectives and policies (Cont'd)

Liquidity risk (Cont'd)

	2017					
	On demand or less than 1 month HK\$'000	1-3 months HK\$'000	3-12 months HK\$'000	1-4 years HK\$'000	Over 4 years HK\$'000	Total HK\$'000
Collateralised debt obligation	3,720	7,439	33,476	1,318,271	–	1,362,906
Bank borrowings						
– fixed rate	100,444	729	13,212	130,574	63,351	308,310
– variable rate	3,128	6,155	155,650	829,031	549,710	1,543,674
Other financial liabilities	126,248	719	–	–	–	126,967
Total undiscounted financial liabilities	<u>233,540</u>	<u>15,042</u>	<u>202,338</u>	<u>2,277,876</u>	<u>613,061</u>	<u>3,341,857</u>
Unused credit card limit	<u>29,336,638</u>	<u>–</u>	<u>–</u>	<u>–</u>	<u>–</u>	<u>29,336,638</u>

The amounts included above for variable interest rate instruments for non-derivative financial liabilities are subject to change if changes in variable interest rates differ from those estimates of interest rates determined at the end of the reporting period.

The following tables detail the Group's contractual maturity for its derivative financial instruments. The tables have been drawn up based on the undiscounted net cash inflows (outflows) on the derivative financial instruments that settle on a net basis. When the amount payable or receivable is not fixed, the amount disclosed has been determined by reference to the projected interest rates as illustrated by the yield curves existing at the reporting date. The liquidity analysis for the Group's derivative financial instruments are prepared based on the contractual maturities as the management consider that the contractual maturities are essential for an understanding of the timing of the cash flows of derivatives.

Notes to the Consolidated Financial Statements

For the year ended 28th February 2018

39. FINANCIAL INSTRUMENTS (Cont'd)

(b) Financial risk management objectives and policies (Cont'd)

Liquidity risk (Cont'd)

	2018				Total HK\$'000
	Up to 3 months HK\$'000	3-12 months HK\$'000	1-4 years HK\$'000	Over 4 years HK\$'000	
Derivative financial instruments					
Net cash outflow	<u>(11,649)</u>	<u>(33,661)</u>	<u>(31,196)</u>	<u>(56)</u>	<u>(76,562)</u>
	2017				
	Up to 3 months HK\$'000	3-12 months HK\$'000	1-4 years HK\$'000	Over 4 years HK\$'000	Total HK\$'000
Derivative financial instruments					
Net cash outflow	<u>(12,398)</u>	<u>(36,078)</u>	<u>(76,614)</u>	<u>(1,557)</u>	<u>(126,647)</u>

(c) Fair value measurements of financial instruments

Fair value measurements recognised in the statements of financial position

Some of the Group's financial assets and financial liabilities are measured at fair value at the end of each reporting period. The following table gives information about how the fair values of these financial assets and financial liabilities are determined (in particular, the valuation technique(s) and inputs used, as well as the level of the fair value hierarchy into which the fair value measurements are categorised (levels 1 to 3) based on the degree to which the inputs to the fair value measurements is observable.

Notes to the Consolidated Financial Statements

For the year ended 28th February 2018

39. FINANCIAL INSTRUMENTS (Cont'd)

(c) Fair value measurements of financial instruments (Cont'd)

Fair value measurements recognised in the statements of financial position (Cont'd)

- Level 1 fair value measurements are those derived from quoted prices (unadjusted) in active market for identical assets or liabilities.
- Level 2 fair value measurements are those derived from inputs other than quoted prices included within Level 1 that are observable for the asset or liability, either directly (i.e. prices) or indirectly (i.e. derived from prices).
- Level 3 fair value measurements are those derived from valuation techniques that include inputs for the asset or liability that are not based on observable market data (unobservable inputs).

	2018			
	Level 1 HK\$'000	Level 2 HK\$'000	Level 3 HK\$'000	Total HK\$'000
Financial assets at FVTPL				
Derivative financial assets	–	18,249	–	18,249
Available-for-sale financial assets				
Listed equity securities	8,595	–	–	8,595
Total	8,595	18,249	–	26,844
Financial liabilities at FVTPL				
Derivative financial liabilities	–	36,684	–	36,684

Notes to the Consolidated Financial Statements

For the year ended 28th February 2018

39. FINANCIAL INSTRUMENTS (Cont'd)

(c) Fair value measurements of financial instruments (Cont'd)

Fair value measurements recognised in the statements of financial positions (Cont'd)

	2017			Total HK\$'000
	Level 1 HK\$'000	Level 2 HK\$'000	Level 3 HK\$'000	
Financial assets at FVTPL				
Derivative financial assets	–	10,398	–	10,398
Available-for-sale financial assets				
Listed equity securities	12,095	–	–	12,095
Total	<u>12,095</u>	<u>10,398</u>	<u>–</u>	<u>22,493</u>
Financial liabilities at FVTPL				
Derivative financial liabilities	–	67,374	–	67,374

There were no transfers between Level 1 and 2 in the current year.

Except as detailed in the following table, the Directors consider that the carrying amounts of financial assets and financial liabilities recorded at amortised cost in the Group's financial statements approximate to their fair values:

	2018		2017	
	Carrying amount HK\$'000	Fair value HK\$'000	Carrying amount HK\$'000	Fair value HK\$'000
Bank borrowings	<u>1,575,020</u>	<u>1,582,070</u>	<u>1,721,281</u>	<u>1,730,178</u>

The fair value of listed equity securities is determined with reference to quoted market bid price from Stock Exchange.

The fair value of interest rate swaps and cross-currency interest rate swap are measured by the present value of future cash flows estimated and discounted based on the applicable yield curves derived from quoted interest rates and foreign exchange rates between USD and HKD (for cross-currency interest rate swap), which is observable at the end of the reporting period.

Notes to the Consolidated Financial Statements

For the year ended 28th February 2018

39. FINANCIAL INSTRUMENTS (Cont'd)

(d) Financial assets and financial liabilities subject to offsetting, enforceable master netting agreements or similar agreements

The Group has entered certain derivative transactions that are covered by the ISDA Agreements signed with various banks. These derivative instruments are not offset in the consolidated statement of financial position as the ISDA Agreements are in place with a right of set off only in the event of default, insolvency or bankruptcy so that the Group currently has no legally enforceable right to set off the recognised amounts. Other than derivatives transactions mentioned above, the Group has no other financial assets and financial liabilities which are offset in the Group's consolidated statements of financial position or are subject to similar netting arrangements.

(a) Financial assets subject to enforceable master netting arrangements or similar agreements

	Gross amounts of recognised financial assets HK\$'000	Gross amounts of recognised financial liabilities set off in the statements of financial position HK\$'000	Net amounts of financial assets presented in the statements of financial position HK\$'000
At 28th February 2018			
Derivative financial instruments	<u>18,249</u>	<u>–</u>	<u>18,249</u>
At 28th February 2017			
Derivative financial instruments	<u>10,398</u>	<u>–</u>	<u>10,398</u>

Notes to the Consolidated Financial Statements

For the year ended 28th February 2018

39. FINANCIAL INSTRUMENTS (Cont'd)

(d) Financial assets and financial liabilities subject to offsetting, enforceable master netting agreements or similar agreements (Cont'd)

(b) Net financial assets subject to enforceable master netting arrangements or similar agreements, by counterparty

	Net amounts of financial assets presented in the statements of financial position HK\$'000	Financial liabilities not set off in the statements of financial position HK\$'000	Net amount HK\$'000
At 28th February 2018			
Counterparty A	16,885	(1,142)	15,743
Counterparty B	511	(511)	–
Counterparty C	853	(414)	439
	<u>18,249</u>	<u>(2,067)</u>	<u>16,182</u>
Total	18,249	(2,067)	16,182
At 28th February 2017			
Counterparty A	9,835	(2,535)	7,300
Counterparty B	187	(187)	–
Counterparty C	376	–	376
	<u>10,398</u>	<u>(2,722)</u>	<u>7,676</u>
Total	10,398	(2,722)	7,676

Notes to the Consolidated Financial Statements

For the year ended 28th February 2018

39. FINANCIAL INSTRUMENTS (Cont'd)

(d) Financial assets and financial liabilities subject to offsetting, enforceable master netting agreements or similar agreements (Cont'd)

(c) *Financial liabilities subject to enforceable master netting arrangements or similar agreements*

	Gross amounts of recognised financial assets	Net amounts of financial liabilities presented in the statements of financial position
	Gross amounts of recognised financial liabilities HK\$'000	set off in the statements of financial position HK\$'000
At 28th February 2018		
Derivative financial instruments	<u>(36,684)</u>	<u>–</u>
		<u>(36,684)</u>
At 28th February 2017		
Derivative financial instruments	<u>(67,374)</u>	<u>–</u>
		<u>(67,374)</u>

Notes to the Consolidated Financial Statements

For the year ended 28th February 2018

39. FINANCIAL INSTRUMENTS (Cont'd)

(d) Financial assets and financial liabilities subject to offsetting, enforceable master netting agreements or similar agreements (Cont'd)

(d) Net financial liabilities subject to enforceable master netting arrangements or similar agreements, by counterparty

	Net amounts of financial liabilities presented in the statements of financial position HK\$'000	Financial assets not set off in the statements of financial position HK\$'000	Net amount HK\$'000
At 28th February 2018			
Counterparty A	(1,142)	1,142	–
Counterparty B	(35,128)	511	(34,617)
Counterparty C	(414)	414	–
	<u>(36,684)</u>	<u>2,067</u>	<u>(34,617)</u>
Total	(36,684)	2,067	(34,617)
At 28th February 2017			
Counterparty A	(2,535)	2,535	–
Counterparty B	(64,839)	187	(64,652)
Counterparty C	–	–	–
	<u>(67,374)</u>	<u>2,722</u>	<u>(64,652)</u>
Total	(67,374)	2,722	(64,652)

Notes to the Consolidated Financial Statements

For the year ended 28th February 2018

40. RECONCILIATION OF LIABILITIES ARISING FROM FINANCING ACTIVITIES

The table below details changes in the Group's liabilities arising from financing activities, including both cash and non-cash changes. Liabilities arising from financing activities are those for which cash flows were, or future cash flows will be, classified in the Group's consolidated statement of cash flows as cash flows from financing activities.

	Bank borrowings	Dividend payable	Total
	HK\$'000	HK\$'000	HK\$'000
At 1st March 2017	1,721,281	–	1,721,281
Financing cash flows	(150,000)	(167,506)	(317,506)
Amortisation of upfront cost	389	–	389
Dividends recognised as distribution	–	167,506	167,506
Exchange realignment	3,350	–	3,350
	<u>1,575,020</u>	<u>–</u>	<u>1,575,020</u>
At 28th February 2018	<u>1,575,020</u>	<u>–</u>	<u>1,575,020</u>

41. OPERATING LEASES

At the end of the reporting period, the Group had commitments for future minimum lease payments under non-cancellable operating leases which fall due as follows:

	2018	2017
	HK\$'000	HK\$'000
Within one year	54,160	51,957
In the second to fifth year inclusive	47,229	47,469
	<u>101,389</u>	<u>99,426</u>

Leases for rented premises and equipment are negotiated for an average term of two to three years and rentals are fixed for an average of one year.

Notes to the Consolidated Financial Statements

For the year ended 28th February 2018

42. CAPITAL COMMITMENTS

	2018 HK\$'000	2017 HK\$'000
Contracted for but not provided in the consolidated financial statements:		
Purchase of property, plant and equipment	<u>10,025</u>	<u>11,216</u>

43. PLEDGE OF ASSETS

At 28th February 2018, the collateralised debt obligation was secured by credit card receivables and restricted deposits of **HK\$1,660,345,000** and **HK\$38,000,000** respectively (2017: HK\$1,488,199,000 and HK\$183,216,000) (see notes 19 and 24).

44. RETIREMENT BENEFITS SCHEME

The Group operates a Mandatory Provident Fund Scheme (“MPF Scheme”) for all qualifying employees. The assets of the MPF Scheme are held separately from those of the Group, in funds under the control of trustees. The Group contributes 5% of relevant payroll costs (limited to HK\$18,000 (2017: HK\$18,000) per annum of each individual employee) to the MPF Scheme, which contribution is matched by employees. The total cost charged to profit or loss of **HK\$4,579,000** (2017: HK\$4,190,000) represents contribution payable to MPF Scheme by the Group in respect of the current accounting year. At 28th February 2018, contributions of the Group amounting to **HK\$713,000** (2017: HK\$630,000) due in respect of the reporting year had not been paid over to the MPF Scheme.

The employees employed in China subsidiaries are members of the state-managed retirement benefits schemes operated by the China government. The China subsidiaries are required to contribute to the retirement benefits schemes based on a certain percentage of their payroll to fund the benefits. The only obligation of the Group with respect to these retirement benefits schemes is to make the required contributions under the schemes.

Notes to the Consolidated Financial Statements

For the year ended 28th February 2018

45. RELATED PARTY TRANSACTIONS

During the year, the Group entered into the following transactions with related parties:

	Fellow subsidiaries		Immediate holding company		Ultimate holding company		Associates	
	2018 HK\$'000	2017 HK\$'000	2018 HK\$'000	2017 HK\$'000	2018 HK\$'000	2017 HK\$'000	2018 HK\$'000	2017 HK\$'000
Interest income received	<u>5,210</u>	<u>5,889</u>	<u>-</u>	<u>-</u>	<u>-</u>	<u>-</u>	<u>-</u>	<u>-</u>
Commission received	<u>7,856</u>	<u>7,041</u>	<u>-</u>	<u>-</u>	<u>-</u>	<u>-</u>	<u>-</u>	<u>-</u>
Dividends received	<u>710</u>	<u>849</u>	<u>-</u>	<u>-</u>	<u>-</u>	<u>-</u>	<u>-</u>	<u>-</u>
Service fees received	<u>-</u>	<u>-</u>	<u>1,096</u>	<u>1,827</u>	<u>-</u>	<u>-</u>	<u>-</u>	<u>-</u>
Licence fees paid	<u>9,800</u>	<u>8,872</u>	<u>-</u>	<u>-</u>	<u>35</u>	<u>35</u>	<u>-</u>	<u>690</u>
Service fees paid	<u>-</u>	<u>-</u>	<u>13,677</u>	<u>11,566</u>	<u>-</u>	<u>-</u>	<u>34,736</u>	<u>37,402</u>
Gift certificate paid	<u>6,570</u>	<u>7,310</u>	<u>-</u>	<u>-</u>	<u>-</u>	<u>-</u>	<u>-</u>	<u>-</u>
Development fees paid	<u>9,862</u>	<u>6,981</u>	<u>-</u>	<u>-</u>	<u>-</u>	<u>-</u>	<u>-</u>	<u>-</u>

Compensation of key management personnel

The remuneration of Directors and other members of key management during the year was as follows:

	2018 HK\$'000	2017 HK\$'000
Short-term benefits	<u>9,575</u>	<u>8,081</u>
Post-employment benefits	<u>30</u>	<u>24</u>
	<u>9,605</u>	<u>8,105</u>

The remuneration of Directors and key executives is determined by the Remuneration Committee having regard to the Group's operating results, performance of individuals and market trends.

Notes to the Consolidated Financial Statements

For the year ended 28th February 2018

46. FINANCIAL POSITION OF THE COMPANY

Below is the financial position of the Company at the end of the reporting period:

	2018 HK\$'000	2017 HK\$'000
Non-current assets		
Property, plant and equipment	80,113	96,191
Investments in subsidiaries	432,855	432,853
Investments in associates	13,678	11,374
Available-for-sale investments	15,900	21,239
Advances and receivables	916,862	1,012,996
Prepayments, deposits and other debtors	24,645	16,408
Derivative financial instruments	18,249	10,354
Restricted deposits	38,000	38,000
	<u>1,540,302</u>	<u>1,639,415</u>
Current assets		
Advances and receivables	4,110,780	3,940,958
Prepayments, deposits and other debtors	38,036	31,199
Amount due from a subsidiary	163	435
Amounts due from fellow subsidiaries	137	1,159
Amount due from immediate holding company	–	7
Amount due from intermediate holding company	–	159
Amount due from an associate	–	73
Derivative financial instruments	–	44
Restricted deposits	–	145,216
Bank balances and cash	636,231	445,088
	<u>4,785,347</u>	<u>4,564,338</u>
Current liabilities		
Creditors and accruals	224,798	211,623
Amounts due to fellow subsidiaries	56,083	48,514
Amount due to intermediate holding company	150	177
Amount due to ultimate holding company	33	35
Amount due to an associate	2,318	2,387
Bank borrowings	345,000	240,000
Derivative financial instruments	1,865	650
Tax liabilities	25,772	31,762
	<u>656,019</u>	<u>535,148</u>
Net current assets	<u>4,129,328</u>	<u>4,029,190</u>
Total assets less current liabilities	<u><u>5,669,630</u></u>	<u><u>5,668,605</u></u>

Notes to the Consolidated Financial Statements

For the year ended 28th February 2018

46. FINANCIAL POSITION OF THE COMPANY (Cont'd)

	2018 HK\$'000	2017 HK\$'000
Capital and reserves		
Share capital	269,477	269,477
Reserves (<i>Note</i>)	<u>2,879,185</u>	<u>2,594,568</u>
Total equity	<u>3,148,662</u>	<u>2,864,045</u>
Non-current liabilities		
Collateralised debt obligation	1,250,000	1,250,000
Bank borrowings	1,231,400	1,481,281
Derivative financial instruments	34,819	66,724
Deferred tax liabilities	<u>4,749</u>	<u>6,555</u>
	<u>2,520,968</u>	<u>2,804,560</u>
	<u><u>5,669,630</u></u>	<u><u>5,668,605</u></u>

The financial statements of the Company were approved and authorised for issue by the Board on 25th April 2018 and are signed on its behalf by:



HIDEO TANAKA
MANAGING DIRECTOR



TORU HOSOKAWA
DIRECTOR

Notes to the Consolidated Financial Statements

For the year ended 28th February 2018

46. FINANCIAL POSITION OF THE COMPANY (Cont'd)

Note: The movements in reserve are present below:

	Investment revaluation reserve HK\$'000	Hedging reserve HK\$'000	Translation reserve HK\$'000	Accumulated profits HK\$'000	Total HK\$'000
At 1st March 2016	(3,515)	(121,103)	7,654	2,478,319	2,361,355
Profit for the year	–	–	–	319,804	319,804
Fair value loss on available-for-sale investments	(906)	–	–	–	(906)
Exchange difference arising from translation of foreign operations	–	–	(2,381)	–	(2,381)
Net adjustment on cash flow hedges	–	67,452	–	–	67,452
Total comprehensive (expense) income for the year	(906)	67,452	(2,381)	319,804	383,969
Final dividend paid for 2015/16	–	–	–	(75,378)	(75,378)
Interim dividend paid for 2016/17	–	–	–	(75,378)	(75,378)
	(906)	67,452	(2,381)	169,048	233,213
At 28th February 2017	(4,421)	(53,651)	5,273	2,647,367	2,594,568
Profit for the year	–	–	–	417,861	417,861
Fair value loss on available-for-sale investments	(3,500)	–	–	–	(3,500)
Investment revaluation reserve reclassified to profit or loss in relation to impairment loss on an available-for-sale investment	7,921	–	–	–	7,921
Exchange difference arising from translation of foreign operations	–	–	1,127	–	1,127
Translation reserve reclassified to profit or loss upon deregistration of an associate	–	–	(5,408)	–	(5,408)
Net adjustment on cash flow hedges	–	34,122	–	–	34,122
Total comprehensive income (expense) for the year	4,421	34,122	(4,281)	417,861	452,123
Final dividend paid for the 2016/17	–	–	–	(83,753)	(83,753)
Interim dividend paid for 2017/18	–	–	–	(83,753)	(83,753)
	4,421	34,122	(4,281)	250,355	284,617
At 28th February 2018	–	(19,529)	992	2,897,722	2,879,185

Notes to the Consolidated Financial Statements

For the year ended 28th February 2018

47. PARTICULARS OF THE SUBSIDIARIES

At 28th February 2018 and 28th February 2017, the Company had interests in the following subsidiaries:

Name of subsidiaries	Place of incorporation/ registration and operation	Share capital/ paid-up capital		Proportion of ownership interest directly held by the Company		Principal activities
		28.2.2018	28.2.2017	28.2.2018	28.2.2017	
AEON Insurance Brokers (HK) Limited	Hong Kong	HK\$1,000,000	HK\$1,000,000	100%	100%	Insurance brokerage service
AEON Micro Finance (Shenyang) Co., Ltd	China	HK\$124,221,000	HK\$124,221,000	100%	100%	Microfinance business
AEON Micro Finance (Tianjin) Co., Ltd	China	RMB100,000,000	RMB100,000,000	100%	100%	Microfinance business
AEON Micro Finance (Shenzhen) Co., Ltd	China	RMB150,000,000	RMB150,000,000	100%	100%	Microfinance business

48. PARTICULARS OF A MASTER TRUST OF THE COMPANY

Horizon Master Trust (AEON 2006-1) is a special purpose entity set up for a collateralised debt obligation financing transaction. At 28th February 2018, assets in this special purpose entity mainly consist of credit card receivables, restricted deposits, time deposits, subordinated beneficiary and seller beneficiary.

In respect to the collateralised debt obligation financing transaction entered by the Group, the Group is committed to maintain a minimum level of collaterals in the form of credit card receivables and restricted deposits. As at 28th February 2018, the Group has no contractual arrangements that would require it to provide financial or other support to the Trust; the Group has no intention to provide such support.

Glossary

2017 AGM	the annual general meeting of the Company held on 23rd June 2017
2018 AGM	the annual general meeting of the Company to be held on 21st June 2018
ACG	AEON Credit Guarantee (China) Co., Ltd.
ACS Malaysia	AEON Credit Service (Malaysia) Berhad
ACS Thailand	AEON Thana Sinsap (Thailand) Public Company Limited
ACSS	AEON Credit Service Systems (Philippines) Inc.
AEON Japan	AEON Co., Ltd.
AEON Stores	AEON Stores (Hong Kong) Co., Limited
AFS	AEON Financial Service Co., Ltd.
AFS (HK)	AEON Financial Service (Hong Kong) Co., Limited
AIS	AEON Information Service (Shenzhen) Co., Ltd.
Articles	the articles of association of the Company
Board	the board of Directors of the Company
CG Code	Corporate Governance Code as set out in Appendix 14 to the Listing Rules
China or Mainland or PRC	the People's Republic of China
Companies Ordinance	Companies Ordinance (Chapter 622 of the laws of Hong Kong) as amended from time to time
Company	AEON Credit Service (Asia) Company Limited
Director(s)	the director(s) of the Company
FVTOCI	Fair value through other comprehensive income
FVTPL	Fair value through profit or loss

Glossary

Group	the Company and its subsidiaries
HIBOR	Hong Kong Interbank Offered Rate
HKAS	Hong Kong Accounting Standards
HKD or HK\$	Hong Kong dollars, the lawful currency of Hong Kong
HKFRSs	Hong Kong Financial Reporting Standards
HKICPA	Hong Kong Institute of Certified Public Accountants
Hong Kong	Hong Kong Special Administrative Region of the People's Republic of China
ISDA Agreements	International Swaps and Derivatives Association Master Agreements
JPY	Japanese Yen, the lawful currency of Japan
LIBOR	London Interbank Offered Rate
Listing Rules	The Rules Governing the Listing of Securities on the Stock Exchange
Model Code	Model Code for Securities Transactions by the Directors of Listed Issuers as set out in Appendix 10 to the Listing Rules
RMB	Renminbi, the lawful currency of the PRC
SFO	Securities and Futures Ordinance (Chapter 571 of the laws of Hong Kong) as amended from time to time
Stock Exchange	The Stock Exchange of Hong Kong Limited
USD	United States Dollars, the lawful currency of the United States of America