



**Chu Kong Petroleum and Natural Gas
Steel Pipe Holdings Limited
珠江石油天然氣鋼管控股有限公司**

(Incorporated in the Cayman Islands with limited liability)

(於開曼群島註冊成立的有限公司)

Stock code 股份代號: 1938

**ANNUAL REPORT
2018 年報**

萬眾一心 開創新局面

United As One

To Inaugurate A New Prospect



目錄

CONTENTS

2	企業資料 Corporate Profile
4	公司資料 Corporate Information
6	主席報告書 Chairman's Statement
12	獎項與認證 Awards and Recognitions
16	質量認證 Quality Certifications
17	業務往績 Track Record
34	管理層討論與分析 Management Discussion and Analysis
51	董事及高級管理層履歷 Profile of Directors and Senior Management
61	董事會報告書 Report of Directors
76	企業管治報告 Corporate Governance Report
96	環境、社會及管治報告 Environmental, Social and Governance Report
106	獨立核數師報告 Independent Auditor's Report
116	綜合損益表 Consolidated Statement of Profit or Loss
117	綜合全面收入表 Consolidated Statement of Comprehensive Income
118	綜合財務狀況表 Consolidated Statement of Financial Position
120	綜合權益變動表 Consolidated Statement of Changes in Equity
121	綜合現金流量表 Consolidated Statement of Cash Flows
124	財務報表附註 Notes to Financial Statements
263	五年財務概要 Five-Year Financial Summary

企業資料

CORPORATE PROFILE

Chu Kong Petroleum and Natural Gas Steel Pipe Holdings Limited (the "Company", together with its subsidiaries hereinafter referred to as the "Group") is the largest manufacturer and exporter of longitudinal welded steel pipes and is engaged in property development and investment in the People's Republic of China (the "PRC"). The Company has been listed on the Main Board of The Stock Exchange of Hong Kong Limited (the "Stock Exchange") (Stock Code: 1938) since February 2010. The Group's steel pipes are mainly used for energy transmission including oil and gas transmission pipelines, deep sea pipelines, city gas networks, and petrochemicals, mining, infrastructure construction, offshore engineering, steel structures and water utilities industries.

The Group's production bases and offices are located in Panyu, Zhuhai, Lianyungang, Nanjing, Ningbo of the PRC, Singapore, and Hong Kong, with 5 longitudinal submerged arc-welded ("LSAW"), 4 spiral submerged arc-welded ("SSAW") and other production lines with a combined annual production capacity of 2,930,000 tonnes as at 31 December 2018.

The Group is an industry pioneer, particularly strong in research and development, holding 102 patents (including 31 invention patents) and 11 international certificates and having a long standing international and nationwide track record. Furthermore, the Group is the first and only steel pipe manufacturer in the PRC to manufacture and successfully develop deep sea welded steel pipes for the use at a water depth of 3,500m and a qualified supplier of Petrobras and Petronas. Our Joint Venture in Saudi Arabia is also the qualified supplier of Saudi Aramco. The Group is the only welded steel pipe manufacturer in the PRC that has received five national honours and awards, including "Gold Cup Prize for Actual Quality of Metallurgical Products", "Superior Quality Award for Actual Quality of Metallurgical Products", "National Key New Products", "National-recognised Enterprise Technology Centre" and "High and New Technology Enterprise", and host a "Academician Workstation" and is the main drafter of the national standard for longitudinal welded steel pipes in the PRC.

珠江石油天然氣鋼管控股有限公司（「本公司」，連同其附屬公司於下文統稱為「本集團」）是於中華人民共和國（「中國」）最大的直縫焊管製造商及出口商並從事業務開發及投資。本公司由二零一零年二月起於香港聯合交易所有限公司（「聯交所」）主板上市（股份代號：1938）。本集團鋼管產品主要用於能源運輸，包括油氣傳輸管線、深海管道、城市燃氣網絡，以及石化產品、採礦、基建工程、海洋工程、鋼結構及水務行業。

本集團的生產基地及辦事處位於中國番禺、珠海、連雲港、南京、寧波、新加坡及香港，共設有五條直縫埋弧焊管（「LSAW」）、四條螺旋埋弧焊管（「SSAW」）及其他生產線，於二零一八年十二月三十一日的年產能合共為**2,930,000噸**。

本集團為行業先驅，憑藉強大研發實力，擁有一百零二項已註冊專利（包括三十一項發明專利）及十一項國際證書，以悠久往績享譽海外及全國。另外，本集團是中國第一家及唯一製造及成功研發用於**3,500米**水深深海焊管的焊管製造商。本集團亦為巴西石油及馬油的合資格供應商。本集團於沙特阿拉伯的合營企業也是沙特阿美石油公司的合資格供應商。本集團是中國唯一集「中國冶金產品實物質量金盃獎」、「中國冶金產品實物質量特優質量獎」、「國家重點新產品」、「國家認定企業技術中心」及「國家級高新技術企業」五項國家級榮譽於一身的焊管製造商，設有「院士工作站」，也是中國直縫焊管國家標準的主要起草單位。



C 24

SI-HH-120T

DIRECTORS

Executive Directors

Mr CHEN Chang (*Chairman*)
Ms CHEN Zhao Nian
Ms CHEN Zhao Hua

Independent Non-executive Directors

Mr CHEN Ping
Mr SEE Tak Wah
Mr TIAN Xiao Ren

REGISTERED OFFICE

Cricket Square, Hutchins Drive, P.O. Box 2681
Grand Cayman, KY1-1111
Cayman Islands

COMPANY SECRETARY

Ms WONG Pui Shan *FCCA, CPA, ACIS, ACS, MSc (Fin)*

AUDIT COMMITTEE

Mr SEE Tak Wah (*Chairman*)
Mr CHEN Ping
Mr TIAN Xiao Ren

NOMINATION COMMITTEE

Mr CHEN Ping (*Chairman*)
Mr TIAN Xiao Ren
Mr CHEN Chang

REMUNERATION COMMITTEE

Mr TIAN Xiao Ren (*Chairman*)
Mr CHEN Ping
Mr CHEN Chang

AUTHORISED REPRESENTATIVES

Mr CHEN Chang
Ms CHEN Zhao Nian

HEAD OFFICE AND PRINCIPAL PLACE OF BUSINESS IN THE PRC

Qinghe Road
Shiji Town
511450 Panyu District
Guangzhou City
Guangdong Province
The PRC

董事

執行董事

陳昌先生 (*主席*)
陳兆年女士
陳兆華女士

獨立非執行董事

陳平先生
施德華先生
田曉韜先生

註冊辦事處

Cricket Square, Hutchins Drive, P.O. Box 2681
Grand Cayman, KY1-1111
Cayman Islands

公司秘書

王珮珊女士 *FCCA, CPA, ACIS, ACS, MSc (Fin)*

審核委員會

施德華先生 (*主席*)
陳平先生
田曉韜先生

提名委員會

陳平先生 (*主席*)
田曉韜先生
陳昌先生

薪酬委員會

田曉韜先生 (*主席*)
陳平先生
陳昌先生

授權代表

陳昌先生
陳兆年女士

總辦事處及中國主要營業地點

中國
廣東省
廣州市
番禺區石碁鎮
清河路
郵編：511450

PRINCIPAL PLACE OF BUSINESS IN HONG KONG

Suite Nos 1, 2 and 19
15th Floor, Tower 3
China Hong Kong City
33 Canton Road
Tsim Sha Tsui, Kowloon
Hong Kong

AUDITOR

Ernst & Young

STOCK CODE

1938

COMPANY'S WEBSITE

www.pck.com.cn
pck.todayir.com

LEGAL ADVISERS AS TO HONG KONG LAW

Loeb & Loeb LLP

PRINCIPAL BANKERS

Bank of China Limited
Bank of Communications
Bank of Jiangsu
China Construction Bank
Guangzhou Rural Commercial Bank
Industrial and Commercial Bank of China
Shanghai Pudong Development Bank
The Export-Import Bank of China

PRINCIPAL SHARE REGISTRAR AND TRANSFER OFFICE

SMP Partners (Cayman) Limited
3rd Floor, Royal Bank House
24 Shedden Road
P.O.Box 1586
Grand Cayman
KY1-1110
Cayman Islands

HONG KONG BRANCH SHARE REGISTRAR AND TRANSFER OFFICE

Tricor Investor Services Limited
Level 22, Hopewell Center
183 Queen's Road East
Hong Kong

香港主要營業地點

香港
九龍尖沙咀
廣東道33號
中港城
第3座15樓
1、2及19室

核數師

安永會計師事務所

股份代號

1938

公司網站

www.pck.com.cn
pck.todayir.com

香港法律顧問

樂博律師事務所有限法律責任合夥

主要往來銀行

中國銀行股份有限公司
交通銀行
江蘇銀行
中國建設銀行
廣州農村商業銀行
中國工商銀行
上海浦東發展銀行
中國進出口銀行

主要股份過戶登記處

SMP Partners (Cayman) Limited
3rd Floor, Royal Bank House
24 Shedden Road
P.O.Box 1586
Grand Cayman
KY1-1110
Cayman Islands

香港股份過戶登記分處

卓佳證券登記有限公司
香港
皇后大道東183號
合和中心22樓

主席報告書 CHAIRMAN'S STATEMENT



Dear Shareholders,

On behalf of the board (the "Board") of directors (the "Directors") of Chu Kong Petroleum and Natural Gas Steel Pipe Holdings Limited (the "Company", together with its subsidiaries, the "Group"), I would like to present to you the audited consolidated annual results of the Group for the year ended 31 December 2018. In the difficult and challenging year of 2018, the Group recorded a turnover of approximately RMB1,620 million (2017: RMB873 million), increased by approximately 85.6% compared with that of 2017. Loss for the year was approximately RMB499 million (2017: loss of RMB874 million). Loss per share attributable to ordinary equity holders of the Company was approximately RMB0.49 (2017: loss per share of RMB0.86). The Board did not recommend the payment of a final dividend for the year ended 31 December 2018.

The oil and gas industry is set to trend upward steadily after about three years of "Cold Winter" with low price and low return since the slump in oil price. As the operation conditions for the steel pipe industry was extremely difficult due to a volatile market for oil price in 2018, the results of the Group was also unsatisfactory, which was attributable to the fact that major oil and gas projects were still launched at a slow pace in both domestic and international markets, and the demand for steel pipes fell below market expectation in the last year. Despite a slight increase in domestic and international sales, the Group's operation was extremely difficult based on its current scale. During the year, we delivered a total of 348,000 tons of steel pipes and received orders for a total of 360,000 tons of steel pipes, including projects of the three large oil companies, the project of Shenzhen-Zhongshan Bridge* (深中通道) and other national key projects.

各位股東：

本人謹代表珠江石油天然氣鋼管控股有限公司(「本公司」，連同其附屬公司，統稱「本集團」)董事(「董事會」)會(「董事會」)，向股東提呈本集團截至二零一八年十二月三十一日止年度之經審核綜合全年業績。二零一八年之經營十分困難，充滿挑戰，本集團錄得營業額約人民幣1,620,000,000元(二零一七年：人民幣873,000,000元)，較二零一七年上升約85.6%。本年度虧損約為人民幣499,000,000元(二零一七年：虧損人民幣874,000,000元)。母公司普通股權持有人應佔每股虧損約為人民幣0.49元(二零一七年：每股虧損人民幣0.86元)。董事會不建議派發截至二零一八年十二月三十一日止年度之末期股息。

油價低迷後的油氣行業，經歷了三年多低價格、低回報的「寒冬」，現在開始穩紮穩打步步推進。鋼管行業在二零一八年油價波動中經營情況極具困難。本集團業績亦未如理想，國內及國際主要油氣項目推出仍然緩慢，去年鋼管需求未達市場預期，儘管國內及國際銷售稍有輕微上升，集團在現有的規模下，經營並不容易。在年內，我們共交付348,000噸的鋼管，並接獲共360,000噸的鋼管訂單，其中包括三大石油公司項目、深中通道等重大國家工程項目。

Fortunately, with substantial advance on the reform of gas pipe network and further progress made in interconnection at the beginning of 2019, the demand for steel pipes has been recovering. The whole oilfield services industry is rebooting with a mass of new projects launched in the first quarter. In domestic market, we have secured orders, including Ordos-Anping-Cangzhou Project* (鄂安滄項目) from China Petroleum, Qingdao-Nanjing Natural Gas Pipeline Project* (青寧輸氣管道工程項目) and Zhongke Natural Gas Supply Project* (中科供氣管道項目), to supply steel pipes of LSAW; and we have also been awarded the steel pipes procurement work for the construction of 30km high-pressure natural gas pipeline network of Foshan, a part of the natural gas pipeline network of Guangdong province; the project of the branch pipe networks of Shaoguan-Guangzhou, a part of the arterial natural gas pipe network of Northern Guangdong; and the project of the branch pipe networks of Yangjiang-Jiangmen, a part of the arterial natural gas pipe network of Western Guangdong. In overseas market, the Group has obtained projects from oil and gas companies based in East Asia to supply steel pipes of LSAW.

* Unofficial transliteration from Chinese name for identification purposes only

幸好踏入二零一九年初，管網改革已有實質推進，互聯互通更進一步。鋼管需求終於回暖。整體油服行業重新啟動，第一季度出現大量的新項目。國內市場，我們接獲中石化的鄂安滄項目、青寧輸氣管道工程項目及中科供氣管道項目訂單，提供直縫焊管；亦接獲廣東省天然氣管網的佛山市天然氣高壓管網30公里鋼管的採購、粵北天然氣主幹管網韶關—廣州幹線專案及粵西天然氣主幹管網陽江—江門幹線專案。國外市場，本集團接獲東亞區的石油天然氣公司項目，為其項目提供直縫焊管。



主席報告書 CHAIRMAN'S STATEMENT

The Group has successfully relocated its production facilities from Panyu to Lianyungang and Zhuhai, which will become the Group's key production bases in China in the future. Currently, the production bases in both Lianyungang and Zhuhai have obtained relevant qualification, certification and awards for the manufacturing of various types of steel pipes. The Zhuhai base and Lianyungang base have respectively been rewarded national and provincial titles, such as "Guangdong Engineering Technology Research Center for Marine Engineering Pipe Material and Equipment*" (廣東省海洋工程管材及裝備工程技術研究中心), "National Standard: LSAW for High-temperature and High-pressure Pipelines*" (國家標準《高溫高壓管道用直縫埋弧焊接鋼管》), "Guangdong Engineering Technology Research Center for Marine Engineering Pipe Material and Equipment*" (廣東省海洋工程管材及裝備工程技術研究中心), "Guangdong Enterprise Technical Center of Provincial Level*" (廣東省省級企業技術中心) and "Guangdong Postdoctoral Innovation and Practice Base*" (廣東省博士後創新實踐基地) and they will be focused on securing orders of marine engineering equipment and oil and gas national projects by leveraging the Group's geographical advantages in southern part and northern part of China.

In 2018, a new milestone has been achieved by the Group in the course of its overseas expansion. The production plant under the joint venture located in Saudi Arabia has been duly put into commercial operation and acquired relevant international certificates required for tender of petroleum and natural gas, i.e. ISO 9001 and API certification. Moreover, in early 2019, it reached an impressive outlook by receiving new orders in aggregate of approximately 35,000 tonnes from Saudi Aramco, the largest oil company of the world. The plant has one LSAW production line with a capacity of 300,000 tonnes, capable of meeting the demand from the Middle East. We believe that following our establishment of a new plant in the Middle East, business relationships with major oil and gas industry players in that region and our footprints in overseas markets, our brand of PCK will be more extensively recognised in the region and we can capture more business opportunities.

本集團已成功將番禺生產設施遷移至連雲港及珠海，該兩地將為本集團日後在中國的主要生產基地。現時連雲港及珠海的生產基地均已取得生產各類鋼管的相關資格認證及獎項。珠海基地及連雲港基地分別獲得國家及省級的「廣東省海洋工程管材及裝備工程技術研究中心」、「國家標準《高溫高壓管道用直縫埋弧焊接鋼管》」、「廣東省海洋工程管材及裝備工程技術研究中心」、「廣東省省級企業技術中心」、「廣東省博士後創新實踐基地」等，發揮本集團在華南及華北地域的優勢，重點爭取海洋工程裝備、石油及天然氣國家項目訂單。

在二零一八年度，本集團的海外擴展達至新里程。位於沙特合營公司的生產基地已正式進行商業投產及取得在石油天氣項目投標所需的相關國際證書（ISO 9001 認證及API 認證）。在二零一九年初，更接獲全球最大石油公司沙特阿美的新訂單共約35,000噸，喜見良好啟動。該廠房設有一條直縫埋弧焊管生產線，產能達300,000噸，以應付中東的需求。我們相信於中東建立新廠房、與中東大型油氣行業公司建立業務關係及涉足海外市場等，將讓PCK品牌於該地區獲得更廣泛認可，從而迎接更多商機。

The plan of disposal of the land held by Panyu Chu Kong Steel Pipe Co., Ltd. was announced by the Group in late February. The land, located in Qinghe Road, Shiji Town, Panyu District, Guangzhou City, Guangdong Province, the PRC, was originally used for the production plant in Panyu. Covering an area of approximately 287,000 square meters, it accounted for roughly three fourths of the total land area of the Panyu factory site. The proceeds from foresaid disposal will be used to enhance the financial strength of the Group and reduce its debts and interest expenditures, which will be beneficial to the long-term development of the steel pipe business of the Group.

As an ongoing project of the Group, Golden Dragon City Fortune Plaza (“GDC”) also contributed stable revenue to the Group of approximately RMB549 million for the year. GDC is a large-scale integrated commercial complex, occupying roughly a fourth of the total land area of the Panyu factory site. Phase one has been partially delivered by the end of the year. Phase one covers a permitted construction area (including underground construction area) of approximately 135,000 square meters. On the other hand, phase two covers an area of approximately 191,000 square meters, and certain units of which have been presold. The total permitted construction area of GDC (including underground construction area) is approximately 550,000 square meters. We believe that GDC will become one of our stable income sources in the long run, providing solid financial support for the steel pipe business and offer stable cash flow to help improve our financial position.

Leveraging on our brand of PCK, outstanding performance and track record, we have been participating in a number of overseas large-scale projects that require steel pipes in high-quality standards. In 2018, the overseas orders we delivered included the gas pipeline project of Petrofac, orders from Saipem, the gas pipeline project in West Africa, etc. Recently, the Group also participated in tenders of several large-scale in domestic and overseas projects to further explore new markets, including oil and gas projects in other emerging markets of the globe. In general, there has been a boost in demand for steel pipe in the market, which resulted in a significant increase in tenders in progress by the Group as compared with last year.

本集團在二月底公佈了出讓番禺珠江鋼管有限公司持有的土地資產計劃，該土地原為番禺生產廠房的土地，面積約為287,000平方米，佔番禺廠區土地的總面積約四分之三，位於中國廣東省廣州市番禺區石基鎮清河路。自上述出售獲得的資金將增加本集團的資金實力，削減債務及利息開支，有利於本集團鋼管業務的長遠發展。

本集團仍在進行的金龍城財富廣場（「金龍城」）項目，今年亦為集團作出營收貢獻，收入約為人民幣549,000,000元。金龍城為大型綜合商業體，佔番禺廠區土地的總面積約四分之一。第一期已於前年底作部份交付，第一期的許可建築面積（包括地下建築面積）約為135,000平方米。另一方面，第二期的面積約為191,000平方米，部份單位已作預售。金龍城的總許可建築面積（包括地下建築面積）約為550,000平方米。我們相信，金龍城長遠而言將成為我們的穩定收入來源之一，為鋼管業務提供紮實財政支援，提供穩定現金流，亦有助改善財務狀況。

憑藉PCK品牌、亮眼表現及往績記錄，我們一直參與建設多項大型需要優質標準鋼管的海外項目。在二零一八年，我們交付的海外訂單包括：Petrofac的管線項目、Saipem 訂單、西非的輸氣管項目等。本集團近期亦參與了國內外多個大型項目的投標，進一步開拓新的市場，包括全球其他新興市場的油氣項目。總體來看，鋼管市場需求呈現活躍局面，本集團正在參與投標的項目較去年顯著增加。

主席報告書 CHAIRMAN'S STATEMENT

PROSPECT AND GOING FORWARD

In 13th Five-Year Plan for Natural Gas Development, the PRC government has made it clear that the “13th Five-Year” will be an important era for the development of natural gas network of the nation, and the state will coordinate the supply of overseas and domestic gas resources and the gas demand of different regions for their economic development and will support the investment and construction activities in respect of natural gas pipelines by all participants. In the strategic pathway in Northwest China, the construction focus will be put on the Pipeline III (middle section), Pipeline IV, Pipeline V of West-East Gas Pipeline Project and to improve the D Line of Central Asia-China Gas Pipeline. The focus in the strategic pathway in Northeast China will be the Sino-Russian East-Route Natural Gas Pipeline. The focus in the strategic pathway in Southwest China will be the branch pipelines of China-Myanmar Natural Gas Pipeline which are to supply gas to Yunnan, Guizhou, Guangxi, Sichuan, etc. The construction of LNG terminals and ancillary pipeline network will be accelerated to facilitate the import of gas by sea. In addition, the government has also put forward a plan of constructing trunk line network, including Sichuan-East Gas Pipeline II, Ordos-Anping-Cangzhou Pipeline, Qingdao-Nanjing Pipeline and national trunk pipelines which supply gas to cities along the midstream of Yangtze River. Regional pipeline networks and inter-connected networks include Zhongwei-Jingbian, Puyang-Baoding, Dongxianpo-Yanshan, Wuqing-Tongzhou, Haikou-Xuwen, Jianping-Chifeng, Hangjinqi-Yinchuan, Chongqing-Guizhou-Guangxi, Weiyuan-Rongchang-Nanchuan-Fuling pipelines the construction of which have been completed. More resources will be invested in the construction of intra-provincial branch gas pipelines to extend market coverage.

展望及前瞻

中國政府在《天然氣發展「十三五」規劃》說明「十三五」是我國天然氣管網建設的重要發展期，要統籌國內外天然氣資源和各地區經濟發展需求，鼓勵各種主體投資建設天然氣管道。在西北戰略通道重點建設西氣東輸三線（中段）、四線、五線，及完善中亞D線建設工作。東北戰略通道重點建設中俄東線天然氣管道。西南戰略通道重點建設中緬天然氣管道向雲南、貴州、廣西、四川等地供氣支線。海上進口通道重點加快LNG接收站配套管網建設。另外，政府亦提出要建設幹線管網：川氣東送二線、鄂爾多斯—安平—滄州管道、青島—南京管道、國家主幹管道向長江中游城市群供氣支線等。區域管網和互聯互通管道：建成中衛—靖邊、濮陽—保定、東仙坡—燕山、武清—通州、海口—徐聞、建平—赤峰、杭錦旗—銀川、重慶—貴州—廣西、威遠—榮昌—南川—涪陵等天然氣管道；加強省內供氣支線建設，擴大市場覆蓋範圍。

In the future, we will develop more customers under “The Belt and Road Initiative” and more international oil company customers. In light of the positive effects brought by the government's policy of promoting the use of natural gas to the domestic market, we expect the demand for steel pipes may rebound. In fact, the “13th Five-Year Plan” for oil and gas pipeline networks has been launched, in which it is expected that by 2020, the crude oil pipelines, refined oil pipelines and natural gas pipelines would reach 32,000 km, 33,000 km and 104,000 km, respectively, and by 2025, the national oil and gas pipeline network would reach 240,000 km with further expanded coverage, optimized structure and significantly improved capacity of reserve and transmission. And there are 6 crude oil pipelines and 8 new refined oil pipelines to be constructed under the plan. Therefore, there would be another golden era for the development of oil and gas pipelines during the “13th Five-Year Plan”.

Taking becoming a global leading steel pipe manufacturer as our long-term strategic target, the Group will seize the current opportunities of oil and gas development projects to expand our customer base and market share through bidding for global oil and gas projects and will also continue to leverage its strengths in the steel pipe industry to obtain more orders.

APPRECIATION

On behalf of the Group, I would like to thank all our staff members for performing their tasks diligently in such a challenging year. I am also grateful to our shareholders for their continuous support to the Group during a consolidation stage where it is accumulating strength for a prosperous future. The Board is full of confidence in the management team and its ability. As we grow a stronger foundation, our future will be even brighter.

Chen Chang
Chairman

Panyu, Guangdong Province, China
29 March 2019

我們未來會開拓更多「一帶一路」的客戶及國際石油公司客戶。國內市場受國家普及天然氣使用政策影響，我們預計鋼管需求可能強勢反彈。事實上，油氣管網的「十三五」發展規劃已出台。按照規劃，到二零二零年原油管道、成品油管道、天然氣管道3種管道里程將分別達到3.2萬公里、3.3萬公里、10.4萬公里。到二零二五年，全國油氣管網規模將達到24萬公里，網路覆蓋進一步擴大，結構更加優化，儲運能力大幅提升。根據「十三五」原油管道規劃會建設六條、成品油管道規劃新建八條，將是油氣管道發展的黃金時期。

本集團會把握現時石油天然氣項目的機遇，通過競投全球油氣及工程項目，拓大客源及市場，繼續發揮本集團在鋼管行業的優勢，爭取更多的項目訂單，以成為全球領先的鋼管製造商為長期戰略目標。

致謝

本人謹代表本集團，感謝全體員工在過去這充滿挑戰的一年，一如既往恪盡職守。同時，我亦感激各位股東對本集團為匯聚實力迎向璀璨未來而進行整合所給予的鼎力支持。董事會對管理團隊及其能力充滿信心。隨著我們構建更強大的基礎，未來將充滿光明。

主席
陳昌

中國廣東省番禺
二零一九年三月二十九日

獎項與認證 AWARDS AND RECOGNITIONS



1996
廣東省優秀新產品
(廣東省經濟委員會)
Guangdong Province
Outstanding New Product*
[The Economic Commission
of Guangdong Province*]
GPEC




1997
冶金產品實物質量金杯獎
(中國冶金工業部)
Gold Cup Prize for Actual
Quality of Metallurgical
Products*
[Ministry of Metallurgical
Industries of the PRC*]



2002 (Renewed in
2010/2014 續)
廣東省著名商標
(廣東工商行政管理局)
Guangdong Province
Famous Trademark*
[Guangdong Province
Bureau for Administration of
Industry and Commerce*]



2001
高新技術企業認定證書
(廣州市科學技術委員會)
Certificate for the
Recognition of High and New
Technology Enterprises*
[Guangzhou City Science and
Technology Committee*]



2004
中國石油專用管材製造業
2004年十強企業
(中國石油和石油化工設備工業協會)
China Reserved Petroleum
Pipeline Manufacturing Industry -
Top Ten Enterprises in 2004*
[China Petroleum and Petro-chemical
Equipment Industry Association*]



2005 (Renewed in
2011/2012/2015 續)
冶金產品實物質量
金杯獎(直縫埋弧焊管)
(中國鋼鐵工業協會)
Gold Cup Prize for Actual
Quality of Metallurgical
Products* - LSAW
[China Iron & Steel Association*]



2005 (Renewed in
2011/2012/2015 續)
冶金產品實物質量
金杯獎(高頻焊管)
(中國鋼鐵工業協會)
Gold Cup Prize for Actual
Quality of Metallurgical
Products* - ERW
[China Iron & Steel Association*]



2006
2005年廣東省質量管理
先進企業
(廣東省質量技術監督局)
Leader in Quality
Management in Guangdong
Province in 2005*
[Guangdong Provincial Bureau of
Quality and Technical Supervision*]




2007
國家火炬計劃項目
(中國科學技術部)
China Torch Item*
[Science and Technology
Department of the PRC*]

獎項與認證 AWARDS AND RECOGNITIONS



2007 (Renewed in 2010/2013 續)

廣東省名牌產品
(廣東省質量技術監督局)
Guangdong Province Top Brand Product*
(Guangdong Province Bureau of Quality and Technical Supervision*)



2007

2007年廣東企業創新紀錄最佳首創產品
(廣東省企業聯合會及廣東企業創新紀錄審定委員會)
Best Original Product of Innovative Record for Guangdong Enterprise in 2007*
(Association of Enterprise in Guangdong Province & The Innovative Record of Guangdong Enterprise Approval Commission*)



2008

國際發明展覽會金獎
三輥成型工藝及設備
(中國發明協會)
International Exhibition of Inventions Golden Awards*
(Three-roller forming technology and equipment*)
(China Inventions Association*)



2007

廣州市科技進步一等獎
(廣州市人民政府)
First Prize for Sci-Tech Achievement in Guangzhou City*
(The People's Government of Guangzhou City*)



2008 (Renewed in 2011/2014 續)

廣東高新技術企業
(廣東省科學技術廳、廣東省財政廳、廣東省國家稅務局、廣東省地方稅務局)
Guangdong High and New Technology Enterprise*
(Department of Science and Technology of Guangdong Province*, Guangdong Province Department of Finance*, Guangdong Provincial Office of the State Administration of Taxation*, and Guangdong Provincial Local Taxation Bureau*)



2009 (Renewed in 2013 續)

廣東省高新技術產品
(廣東省科學技術廳)
High-tech Product of Guangdong Province*
(Department of Science and Technology of Guangdong Province*)



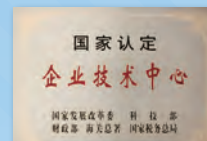
2009

廣東專利優秀獎
—三輥成型工藝及設備
(廣東省人事廳及廣東省知識產權局)
Guangdong Province Patent Excellence Award* (Three-roller forming technology and equipment)
(Guangdong Provincial Bureau of Personnel & Intellectual Property Office of Guangdong Province*)



2010 (Renewed in 2013 續)

國家火炬計劃
重點高新技術企業
(國家科技部火炬科技部火炬高技術產業開發中心)
Key High and New Technology Enterprise of China Torch Item* (Torch High-tech Industry Development Centre of Science and Technology Department of the PRC*)



2010

國家認定企業技術中心
(國家發展改革委、科技部、財政部、海關總署、國家稅務總局)
National-recognised Enterprise Technology Centre*
(National Development and Reform Commission*, Science and Technology Department*, Finance Department*, General Administration of Customs*, State Administration of Taxation*)

獎項與認證 AWARDS AND RECOGNITIONS



2010

第十九屆全國發明
展覽會銀獎—雙驅動推壓式鋼管
擴徑裝置
(中國發明協會)
1st Runner-up of The 19th
National Invention Exhibition*
Dual-drive push-press type steel
pipe expanding device*
(Invention Association of China*)



2010

廣東省科學技術一等獎
(廣東省人民政府)
First Prize for Sci-tech of
Guangdong Province*
(The People's Government of
Guangdong Province*)



2010

廣東省自主創新產品
(廣東省科學技術廳、廣東省發展和改革委員會、
廣東省經濟和信息化委員會、廣東省財政廳、
廣東省知識產權局、廣東省質量技術監督局)
Indigenous Innovation Product of
Guangdong Province*
Department of Science and Technology of Guangdong Province*,
Development and Reform Commission of Guangdong Province*,
Economic and Information Commission of Guangdong Province*,
Finance Department of Guangdong Province*, Intellectual
Property Department of Guangdong Province*, Administration
of Quality and Technology Supervision of Guangdong Province*)



2010

廣東省工程技術研發中心
(廣東省科學技術廳、廣東省發展和改革委
員會、廣東省經濟貿易委員)
Technology Research and
Development Centre of
Guangdong Province*
(Department of Science and
Technology of Guangdong
Province*, Development and
Reform Commission of
Guangdong Province*,
Economic and Trade
Commission of
Guangdong
Province*)



2010

廣州市創新型企業
(廣州市科技興市領導小組)
Innovative Enterprise of
Guangzhou*
(Technology and City Enhancement
Steering Committee of Guangzhou*)



2011

第二十屆全國發明
展覽會銀獎—五絲埋
弧焊焊接設備
(中國發明協會)
1st Runner-up of The 20th National
Invention Exhibition*
Five-electrode submerged arc
welding equipment
(Invention Association of China*)



2011

廣東省知識產權示範企業
(廣東省知識產權局)
Intellectual Property
Demonstration Enterprise of
Guangdong Province*
(Intellectual Property Department
of Guangdong Province*)



2011

廣東省十佳自主品牌
(廣東省企業聯合會、廣東省企業
家協會)
Top 10 Original Brands of
Guangdong Province*
(Association of Enterprises of
Guangdong Province*, Association
of Entrepreneurs of Guangdong
Province*)



2011

院士工作站
(廣東省人民政府)
Academician Workstation
(The People's Government of
Guangdong Province*)

獎項與認證 AWARDS AND RECOGNITIONS



2011

廣州市政府質量獎
(廣東省人民政府)
Governmental Quality
Award of The Guangzhou
Government*
[The People's Government of
Guangdong Province*]



2012

廣東省政府質量獎
(廣東省人民政府)
Government Quality Award of
Guangdong Province*
[The People's Government of
Guangdong Province*]



2013

廣東省科學技術獎勵
(廣東省人民政府)
Science Technological Award
of Guangdong Province*
[The People's Government of
Guangdong Province*]



2013-2016

廣東省创新型企業
(廣東省科學技術廳、廣東省發展和改革委員會、廣東
省經濟和信息委員會、廣東省人民政府國有資產監督
管理委員會、廣東省知識產權局、廣東省總工會)
Innovative Enterprise of Guangdong
Province*
[The Guangdong Provincial Department of
Science and Technology, the Guangdong
Development and Reform Commission, the
Economic & Information Commission of
Guangdong Province, the State - owned
Assets Supervision and Administration
Commission of the Guangdong
Province, the Guangdong
Intellectual Property Office and
the Guangdong Provincial
Federation of Trade
Unions*]




2014

特優質量獎 (直縫埋弧焊管)
(中國鋼鐵工業協會)
Prime Quality Award - LSAW
[China Iron & Steel Association*]



2014

中國冶金產品質量
特優質量獎
(中國鋼鐵工業協會)
Superior Quality Award
for Actual Quality of China
Metallurgical Product
[China Iron & Steel Association*]



2014

廣東省信用管理示範創建
試點企業
(廣東省信用協會)
Model Experimenting Enterprise
for Credit Management of
Guangdong Province
[Guangdong Credit Association]



2016

廣東省科學技術一等獎
(天然氣用深海焊管)
(廣東省人民政府)
First Prize of Sci-Tech
Achievement
[Deep Sea Pipe for Natural Gas]
[The People's Government of Guangdong
Province]



2016

連雲港市科學技術進步獎
(連雲港市人民政府)
Science Technological Progress
Award of Lianyungang City
[The People's Government of
Lianyungang City]

質量認證 QUALITY CERTIFICATIONS


本集團已獲得多項國際質量認證。

The Group was received numerous international quality certifications.

沙特公司 Saudi Arabia



1996 (Renewed in 2010
2013/2016 續)
ISO9001
(香港品質保證局)
(Hong Kong Quality Assurance Agency)



1996 (Renewed in
2011/2014/2019 續)
API
(美國石油協會)
(American Petroleum Institute)



2016
API
(美國石油協會)
(American Petroleum Institute)



2016
ISO9001
(TÜV NORD CERT GmbH)



2002 (Renewed in 2009
2010/2014/2016 續)
BV
(法國船級社)
(Bureau Veritas)



2006 (Renewed in 2010
2011/2015 續)
DNV
(挪威船級社)
(Det Norske Veritas)



2011 (Renewed in
2014/2017 續)
ASME
(美國機械工程師協會)
(American Society of
Mechanical Engineers)



2011 (Renewed in
2014/2017 續)
CNAS
(中國合格評定國家認可委員會)
(China National Accreditation Service for
Conformity Assessment)



2014
ABS
(美國船級社)



2016
CACQC
(中國工業防腐蝕技術協會)
(China Industry Anticorrosion
Technology Association)



2016
CASC
(中國工業防腐蝕技術協會)
(China Industry Anticorrosion
Technology Association)



2016
CIATA
(中國工業防腐蝕技術協會)
(China Industry Anticorrosion
Technology Association)



1999 (Renewed in 2016
2010/2013 續)
CE
(英國勞氏船級社)
(Lloyd's Register of Shipping)



TRACK RECORD

業務往績

The Group has a long track record of involvement in onshore and offshore projects domestically and internationally.

本集團擁有悠久之國內及國際項目（岸上及海底）業務往績。

SELECTED ONSHORE PROJECTS FOR LSAW PIPE

直縫埋弧焊管岸上項目摘錄

Projects 項目	Quantity (MT) 數量 (噸)	Year 年份
Gas Transmission Project, SouthAsia 南亞輸氣項目	19,151	2018
Hainan Island-Loop Pipeline Network Wenchang-Qionghai-Sanya Gas Transportation Project,China 中國海南省環島管網文昌—瓊海—三亞輸氣管道工程	12,882	2018
Hainan Island-Loop Pipeline Network Project Section B, CNOOC, China 中海石油管道輸氣有限公司海南省環島管網B標段	8,869	2018
Reclamation Works in Tung Chung East, Hong Kong 香港東涌填海工程	19,660	2018
Phase I, E-An-Cang Gas Pipeline Project, Sinopec, China 中石化天然氣分公司鄂—安—滄輸氣管道一期	49,504	2018
KaiTak Infrastructure Project, Hong Kong 香港啟德工程項目	9,203	2018
Shandong-Henan Oil Pipeline Project, Sinopec, China 中國石化魯豫原油管道項目	7,662	2018
West of KaiTak Construction Project, Hong Kong 香港啟德西項目	15,639	2018
Danyang City Gas Pipeline Project, China 中國丹陽市天然氣管道項目	3,162	2018
Zhuhai Waterwork Pinggang-Guangchang Project, Zhuhai, China 中國珠海水務平崗—廣昌項目	4,630	2018
Qianjiang-Shaoguan Gas Transmission Project, Sinopec, China 中國石化—潛江—韶關輸氣項目	10,000	2018
MDA-MBH-MDK Project, Husky, Singapore 哈士奇新加坡鑽油套管項目	606	2017
Hassi-messaoud CIS Transformation Project, Algeria 阿爾及利亞Hassi-messaoud CIS改造項目	3,178	2017
Shenzhen Exhibition Center Project, China 中國深圳會展中心項目	4,032	2017
Oil Pipeline Project, TOTAL Automation Company, Middle East 達道爾自動化公司中東輸油管道工程	90	2017
High Pressure Gas Pipeline from Xiamen-Tonganmen Station to Huadian Distributed Energy Station,the III Branch of West-to-east Natural Gas Transmission Projects, China 西氣東輸三線廈門同安門站至華電分佈式能源站天然氣高壓管線工程	630	2016-2017

TRACK RECORD

業務往績

SELECTED ONSHORE PROJECTS FOR LSAW PIPE (continued)

直縫埋弧焊管岸上項目摘錄(續)

Projects 項目	Quantity (MT) 數量(噸)	Year 年份
Hukou-Jinshawan-Pengze Branch, Jiangxi Gas Pipeline Network Project, China 中國江西省天然氣管網一期工程湖口—金沙灣—彭澤支線	410	2016-2017
Foundation and Associated Works for Expansion of Hospital, Hong Kong 香港醫院擴建工程的地基及相關工程	3,413	2016-2017
Hong Kong Kai Tak Development-Infrastructure, Hong Kong 香港啟德發展階段基礎設施工程	595	2016-2017
REPSOL Tarragona Spain 西班牙巴塞羅那輸油項目	100	2016-2017
Tuberia Recubierta-Gasoducto Mamonal Paiva., Promigas S.A. E.S.P, U.S.A 美國輸油輸氣管項目	6,623	2016-2017
Realisation Project for Pumping Station SP1-HEH/R-OB1, Sonatrach SPA. Algeria 阿爾及利亞國家石油公司泵站項目	1,253	2016-2017
Water Diversion Pipeline for Small Hydropower Stations, Madagascar 馬達加斯加國家小型水電站引水輸水管道	305	2016-2017
Order of Bend Pipes, Beijing, China 中國北京彎管母管訂單	248	2016-2017
Anhui Natural Gas – Ningguo-Huangshan Branch, Jixi-Huangshan Section, Jiangbei Industrial Concentrated Area Project, China 中國安徽省天然氣寧國—黃山支線、績溪—黃山段、江北產業集中區支線工程	5,100	2016
Petroleum Nasional Bhd – RAPID Project, Malaysia 馬來西亞國家石油公司RAPID煉油化工項目	1,080	2016
Corpac Ore Slurry Project, USA 美國Corpac輸石礦漿項目	1,176	2016
GC-31 Process Piping Project, Middle East 中東GC-31抗酸管道項目	1,790	2016
Suqian City Gas Pipe line Project, China 中國宿遷市輸氣管道工程	1,030	2016
Gas Project in Gaoyou Economic Development Zone 中國高郵經濟開發區天然氣利用工程	413	2015-2016
PetroChina Power Plant and Oilfield Project, Middle East 中國石油工程建設公司中東電廠項目及油田項目	1,455	2016
L&T GC30 Project, Middle East 中東L&T GC30項目	1,036	2016
Heavy Oil Development Program, Middle East 中東稠油開發項目一期工程	1,970	2016
Abu Dhabi Gas Project 阿布扎比BSL抗酸管道項目	352	2016

TRACK RECORD

業務往績

SELECTED ONSHORE PROJECTS FOR LSAW PIPE (continued)

直縫埋弧焊管岸上項目摘錄(續)

Projects 項目	Quantity (MT) 數量 (噸)	Year 年份
Canada Oil Sands Project 加拿大油砂項目	2,690	2015
Offshore Riser Pipe Project 美國深海隔水管項目	104	2015
Zhuhai City West Water Plant-Quanwu Water Plant Expansion Project, China 中國珠海市西區水廠—乾務水廠擴建配套管道工程	1,366	2015
Dubai Oil Project, Petro Energy Dorsa 中東佩特羅能源有限公司項目	783	2015
Phase II, Crude Oil Pipeline Project, Sinopec 中石化魯寧原油管線二期工程	3,353	2015
High-pressure Gas Transmission Pipeline Project, Chengdu City Gas Co, China 中國成都城市燃氣有限責任公司繞城高速路天然氣高壓輸儲氣管道工程	6,230	2015
USA Project 美國項目	3,696	2015
L&T GC30 Project, Middle East 中東L&T GC30項目	2,148	2015
Tangyan-Gu'an Complex Modificate Pipeline Project, Sinopec 中石化塘燕複線固安縣城區佔壓改線工程	1,562	2015
Tianwan nuclear power project of 4# unit high pressure steam and low pressure steam pipeline project 哈爾濱汽輪機廠有限責任公司田灣核電項目4#機組高壓排汽及低壓進汽管道項目	149	2015
Sub-transmission Station in Gujiao – Taiyuan Section, Taiyuan Gas Pipeline Project 嵐縣—太原輸氣管道工程古交分輸站—太原段	1,949	2015
ZCINA Algeria Project 阿爾及利亞ZCINA輸氣管道工程	30,490	2015
Project, Middle East 中東南部—東部集聚中心多點無煙高壓火炬安裝工程	121	2015
Oman Project 阿曼石油開發分離過濾系統改建項目	500	2015
Yuncheng-Hejin Gas Pipeline Project, Shanxi Natural Gas, China 中國山西天然氣河津—運城輸氣管道工程	2,072	2015
Sour Gas Pipeline Project, Middle East 中東酸性輸氣管線	1,000	2015
Reggane Nord Development Project, Sonatrach, Algeria 阿爾及利亞國家油氣公司拉甘諾德開發項目	576	2015
Scenic Hill-HKBCF-Airport Line Project, China 中國建築工程(香港)有限公司觀景山—香港口岸—機揚連線項目	2,929	2015

TRACK RECORD

業務往績

SELECTED ONSHORE PROJECTS FOR LSAW PIPE (continued)

直縫埋弧焊管岸上項目摘錄(續)

Projects 項目	Quantity (MT) 數量 (噸)	Year 年份
Luomahu-No.2 Waterworks Construction Water Pipeline Project, China 中國徐州市水務局徐州市駱馬湖水源地及第二水廠建設項目	5,584	2015
Taizhou Gas Pipeline Project, China Chemical Engineering Construction Co 中國化學工程第十四建設有限公司台州染氣管道工程	2,883	2015
Macao Taipa MGM Hotel Cooling water Project 澳門氹仔輸冷氣水工程	323	2015
PetroChina, Mozambique Oil Project 中石油莫桑比克彭馬能源馬托拉成品油庫項目	381	2015
Oiltanking Beaumont New Finger Pier Marine Construction Project, Texas, USA 美國德州Oiltanking Beaumont新型碼頭海洋建設項目	2,377	2015
Gas Project, Middle East 中東天然氣項目	1,977	2015
Hangzhou Natural Gas Project, China 中國杭州天然氣項目	2,370	2015
Reggane Nord Development Project, Algeria 阿爾及利亞拉甘諾德開發項目	7,103	2014-2015
Gasoducto Andino del Sur Project, Peru 秘魯輸氣項目	57,700	2015
Shenhua Coal Carbon Indirect Liquefaction Project, China 中國神華寧煤間接液化項目	3,848	2015
Gas/Oil Pipeline Project, Canada 加拿大輸油輸氣項目	3,198	2014
Phase II, Weizhou Oilfield Jacket Project, Shenzhen Chiwan, China 中國深圳赤灣瀾洲油田二期開發導管架建造項目	2,151	2014
High-rise Building Project, Foshan, China 中國佛山高層建築項目	1,565	2014
Gas Gathering Project, Chengdu, China 中國成都氣田內部集輸工程	200	2014
Dongshan Double Gas Pipeline Project, Shanxi, China 中國山西東山複線輸氣管道工程	5,305	2014
Jiajie Power Plant Gas Pipeline Project, China 中國嘉節電廠輸氣管道工程	4,072	2014
Hong Kong – Zhuhai – Macau Bridge Project, Guangdong-Scenic Hill Project, Hong Kong 香港政府路政署港珠澳大橋粵港分界線至觀景山接線	560	2014
Yibal 3RD Stage Depletion Compression Project, Oman 阿曼依伯爾消耗壓縮項目第三期	512	2014

TRACK RECORD

業務往績

SELECTED ONSHORE PROJECTS FOR LSAW PIPE (continued)

直縫埋弧焊管岸上項目摘錄(續)

Projects 項目	Quantity (MT) 數量 (噸)	Year 年份
Gas Pipeline Project, Pakistan 巴基斯坦輸氣項目	844	2014
Sek Areas Flowlines Project, Sweden 瑞典克朗地區採氣管線工程	2,715	2014
Southeast Asia Pipeline Project, Southeast Asia 東南亞－東南亞管道項目	2,600	2014
Gas/Oil Pipeline Project, Canada 加拿大輸油輸氣項目	7,355	2014
CNRL Slurry Pipeline Project, Canada 加拿大CNRL 砂漿輸送項目	7,616	2014-2015
SSUT Gas Project, PTT, Thailand 泰國輸氣管道項目	1,488	2014
Indorama Eleme Fertilizer & Chemical Limited, Nigeria 奈及利亞Indorama 元素肥料化工有限公司	1,670	2014
Changqing Oil Field Project, SINOPEC, China 中國中石化長慶油田項目	268	2014
Gas Pipeline Project, Shaanxi, China 中國陝西輸氣管道工程	6,537	2014
Uzbekistan Gas Project, Lukoil 盧克石油公司烏茲別克斯坦輸氣項目	20,521	2014
Tuen Mun-Chek Lap Kok Link-southern Connection Viaduct Section Project, Hong Kong 香港屯門－赤鱸角－南面高架路連線項目	2,000	2014
“Hope” Flume Dam Project, Ecuador 厄瓜多爾「希望」渡槽壩項目	31,949	2014
USA Project 美國項目	4,788	2014
Water Project for Erdos Deep Coal factory, China 中國鄂爾多斯煤炭深加工示範項目廠外輸水項目	10,680	2014
Highway Road High-pressure Gas Transmission Pipeline, Chengdu, China 中國成都高速公路高壓輸氣管道	1,677	2014
Southern Section of Jingzhou-Gongan-Shishou Natural Gas Pipeline Project, Hubei, China 中國湖北省荊州－公安－石首天然氣管道項目南段	1,652	2014
Phase II, Uzbekistan Project, Uzbekistan 烏茲別克斯坦二期項目	26,076	2014
Yong-Tai-Wen Natural Gas Pipeline Project, Zhejiang, China 中國浙江甬台溫項目天然氣輸氣管道工程	27,997	2014

TRACK RECORD

業務往績

SELECTED ONSHORE PROJECTS FOR LSAW PIPE (continued)

直縫埋弧焊管岸上項目摘錄(續)

Projects 項目	Quantity (MT) 數量 (噸)	Year 年份
Changzhou Wujin Gas Storage Project, Suzhou, China 中國蘇州常州武進儲氣項目	6,035	2013-2014
Middle East Projects, Beijing, China 中國北京中東項目	2,450	2013-2014
Hangzhou Natural Gas Project, China 中國杭州天然氣項目	4,500	2013-2014
Yizheng – Changling Crude Oil Pipeline, Yizheng – Jiujiang section, SINOPEC, China 中國石油化工股份有限公司管道儲運分公司儀征—長嶺原油管線儀征—九江段	6,013	2013-2014
LNG Pipeline Project, Phase II, SINOPEC, China 中國中石化廣西輸氣管道工程第二批	8,348	2013-2014
LNG Pipeline Project, Phase II, Guangxi Natural Gas Pipeline Project, China 中國廣西天然氣管道項目廣西輸氣管道工程第二批	1,078	2013-2014
ADCO, Abu Dhabi, United Arab Emirates 阿拉伯聯合酋長國阿布扎比項目	2,135	2013-2014
Suzhou Baorun Gas Project, China 中國蘇州寶潤燃氣項目	6,033	2013-2014
Jiangyin City Heat Supply Network Southeast Pipeline Project, China 中國江陰城區熱網(東南線)工程	5,200	2013
Gathering Pipeline, CNPC, China 中國中油管道物資裝備總公司集輸管線項目	3,300	2013
X90M Small Batch Trial Project, CNPC, China 中國石油天然氣股份項目X90M小批量試製項目	400	2013
Siping – Baishan Gas Pipeline Project, CNPC, China 中國中石油管道公司四平—白山天然氣管道工程	12,600	2013
Sichuan – East Gas Pipeline, Jiangsu Yutai Section, Jiangsu Natural Gas Project, China 中國江蘇省天然氣項目川氣東送虞太管道工程	4,200	2013
Zhoushan Fishing Island Oil Depot Project, CNPC, China 中國石油天然氣管道局第三工程分公司舟山外釣島油庫工程	10,600	2013
Shanxi Zhongli Flange Project, China 中國山西眾立法蘭項目	500	2013
Jincheng – Houma pipeline project, Qinshui – Duanshi section, Shanxi Qinshui Guoxin Coalbed Gas Project, China 中國山西沁水國新煤層氣綜合利用項目晉城—侯馬輸氣管線工程沁水—端氏段	2,800	2013
The Hong Kong – Zhuhai – Macau Bridge Project, Hong Kong 香港珠澳大橋項目	3,600	2013

TRACK RECORD

業務往績

SELECTED ONSHORE PROJECTS FOR LSAW PIPE (continued)

直縫埋弧焊管岸上項目摘錄(續)

Projects 項目	Quantity (MT) 數量 (噸)	Year 年份
Provincial Gas Transmission Pipeline Project to Nakhon Ratchasima, PTT, Thailand 泰國項目	28,825	2013
Shell, Canada 殼牌加拿大項目	1,000	2013
Indonesia Project, Indonesia 印尼項目(印尼)	380	2013
Chemical Industry Project, China 中國化工項目	4,800	2013
Uzbekistan Gas Project, Uzbekistan 烏茲別克斯坦輸氣項目	16,100	2012
TieLing – JinXi Crude Oil Double Pipeline Project, CNPC, China 中國中石油鐵嶺—錦西原油管道復線工程	13,600	2012-2013
West-to-East Phase III Ji An – Fu Zhou Section, CNPC, China 中國中石油西汽東輸三線管道工程吉安—福州段	13,400	2012-2013
Zhejiang Gas Project, China 中國浙江輸氣項目	27,000	2012-2013
Syncrude, Canada 加拿大Syncrude油砂公司項目	4,225	2012
Canada Shell Oil Sand Project, Canada 加拿大殼牌油砂項目	11,028	2012
West-East Gas Pipeline Project (Nanning – Baise Section), Phase II CNPC, China 中國石油天然氣股份有限公司西氣東輸管道二線分公司(南寧—百色項目)	13,273	2012
Shenwei Coal Slurry Pipeline Project, Shaanxi Coal Industry Co., Ltd., China 中國陝西煤業股份有限公司神渭管道輸煤項目	71,729	2012
Huainan – Shanghai Ultra High Voltage Power Grids, State Grid Corporation of China (SGCC), China 中國淮南—上海高壓電網項目·中國國家電網公司	42,610	2012
Guangdong Natural Gas Pipe Network, CNOOC, China 中國中海油之廣東省天然氣管網	48,274	2010-2011
Gas Pipeline Project, Southeast Asia 東南亞輸氣管線項目	49,928	2010-2011
Syncrude, Canada 加拿大Syncrude油砂公司項目	24,352	2010-2011
Shell Nigeria 殼牌尼日尼亞	9,304	2011
Jingbian – XiAn Gas Pipeline Project, Phase III, CNPC, China 中國中石油(靖邊至西安輸氣管線三線)	4,575	2011

TRACK RECORD

業務往績

SELECTED ONSHORE PROJECTS FOR LSAW PIPE (continued)

直縫埋弧焊管岸上項目摘錄(續)

Projects 項目	Quantity (MT) 數量 (噸)	Year 年份
Turkmengas, Turkmenistan 土庫曼斯坦天然氣公司Turkmengas項目	12,048	2011
Halfaya Project, CNPC, China 中國中石油哈法亞項目	3,237	2011
West-East Gas Pipeline Project, Phase II, CNPC, Hong Kong 香港中石油西氣東輸二線香港支線	55,946	2011
Crude Oil Pipeline SINOPEC, China 中國中石化原油管道工程	10,523	2010-2011
Inner Mongolia Gas, China 中國內蒙古輸氣管道工程	14,412	2010-2011
Columbia Gas Pipeline Project, Ecopetrol, Columbia 哥倫比亞之哥倫比亞國家石油公司哥倫比亞氣體管線工程	144,669	2010-2011
Shell Canada, Canada 加拿大殼牌	27,000	2008-2011
China-Russia Oil Pipeline Project Phase II, CNPC, China 中國中石油中俄原油二期項目	12,182	2010
Guangdong Gas, China 中國廣東省天然氣管網一期工程	55,000	2010
East Siberia – Pacific Ocean, Russia 俄羅斯東西伯利亞–太平洋訂單	10,078	2010
Ampliacion Red Principal de Distribucion de Gas en Lima y Callao Project, Peru 秘魯輸氣項目	11,350	2010
Kinteroni MIPAYA Pipeline Project, Repsol, Peru 秘魯輸氣項目	17,831	2010
Syncrude, Canada 加拿大Syncrude油砂公司項目	13,968	2010
West – East Gas Pipeline Project, Phase II, CNPC, China 中國中石油西氣東輸二線	47,282	2010
Guangdong Natural Gas Pipe Network, CNOOC, China 中國中海油廣東省天然氣管網有限公司	61,855	2009-2010
GTCL, Bangladesh 孟加拉國家天然氣公司	35,000	2009
Shell Canada, Canada 加拿大之殼牌加拿大項目	20,000	2009
Kazakhstan-China Pipeline, CNPC, China 中國中石油中哈管線項目	77,400	2009

TRACK RECORD

業務往績

SELECTED ONSHORE PROJECTS FOR LSAW PIPE (continued)

直縫埋弧焊管岸上項目摘錄(續)

Projects 項目	Quantity (MT) 數量(噸)	Year 年份
ESPERANZA Project, CNPC, Chile 智利中石油銅礦項目	36,000	2008
Yulin-Jinan Gas Pipeline, SINOPEC, China 中國中石化榆一濟輸氣管線	14,000	2008
Southwest Oil and Gas Pipeline, CNPC, China 中國中石油西南油氣田輸氣管線	40,398	2007-2008
Kurdistan Gas Pipeline Network, The Middle East 中東庫爾德斯坦天然氣管線工程	23,000	2007
NGC, Nigeria 尼日利亞天然氣管線	16,000	2007
Sichuan-East Gas Pipeline Project, SINOPEC, China 中國中石化川氣東送項目	200,000	2007
GNL Quintero Project, Chile 智利結構管項目	11,000	2007
Shagyrly-Shomyshty Gas Pipeline, Kazakhstan 哈薩克斯坦Shagyrly-Shomyshty輸氣管線	11,000	2006
Sonatrach, Algeria 阿爾及利亞石油公司	7,500	2006
Changbei Gas Field Project, Shell, China 中國殼牌長北氣田項目	3,600	2005
Guangzhou Gas Company, China 中國廣州市煤氣公司	14,270	2005
Pipe and Piling, Canada 加拿大管道公司	2,250	2005
Western Crude Oil and Product Oil Pipeline, CNPC, China 中國中石油西部原油成品管道工程項目	33,000	2004-2005
Guangdong Dapeng LNG Company, CNOOC & BP, China 中國中海油及BP廣東大鵬液化天然氣有限公司	14,523	2004
GTCL, Bangladesh 孟加拉氣體儲運公司	7,400	2004
NOCO, The Middle East 中東石油公司	4,000	2002

TRACK RECORD

業務往績

SELECTED OFFSHORE PROJECTS FOR LSAW PIPE

直縫埋弧焊管海底項目摘錄

Projects 項目	Quantity (MT) 數量 (噸)	Year 年份
Gaolan Extension, Yacheng 13-1 Pipeline Project, CNOOC, China 中國中海油崖城13-1管道高欄支線項目	7,887	2018
Aviation Fuel Pipeline Diversion Work, Hong Kong 香港機場航空燃料管道項目	2,107	2017
ScottishPower Offshore Windmill Jacket, the UK 英國蘇格蘭海上風電導管架樁管項目	22,134	2017
Amrun Offshore Piling Project, Australia 澳大利亞Amrun海洋樁管項目	3,429	2016-2017
Gazprom EPC Gas Pipeline Project 俄羅斯天然氣管理工程	9,424	2015
Yacheng Oil Pipeline Maintenance Project, CNOOC 中海油崖城海管維修工程	180	2015
Dubai Petroleum Pipeline installation 迪拜石油設施鋪管工程	3,448	2015
Waidiao Island-Cezi Island-Zhenhai, Sinopec Offshore Project 中石化外釣島-冊子島-鎮海海底管道穿越工程	30	2015
Dubai pipeline installation works, Dubai 迪拜管道安裝工程	7,092	2014-2015
Gas Pipeline Project, Panama 巴拿馬天然氣輸送管道工程	2,332	2014-2015
Zhuhai Guishan Offshore Windmill Jacket Project, China 中國珠海桂山海上風電導管架項目	2,405	2014
Huangyan and The Surrounding Gas Rolling Development Project, Phase I, North of Huangyan Oil and Gas Field Group, CNOOC, China 中國中海石油(中國)有限公司黃巖及周邊氣田滾動開發項目平北黃巖油氣田群一期開發項目	11,620	2013-2014
Zhanjiang South Sea Oil Offshore Construction Project, China 中國湛江南海石油近海建設項目	800	2013
Yong-Tai-Wen Gas Project, Longwan Branch Pipeline, Zhejiang Natural Gas Project, China 中國浙江省天然氣項目龍灣支線海底管道甬台溫天然氣輸氣管道工程	850	2013
Shell, Nigeria 殼牌尼日利亞項目	1,800	2013
Mexico Pemex Platform Project, Mexico 墨西哥海洋平台管	4,640	2012-2013
South China Sea Deep Water Gas Development PMT, CNOOC, China 中國中海油南海深水天然氣開發項目	66,238	2011

TRACK RECORD

業務往績

SELECTED OFFSHORE PROJECTS FOR LSAW PIPE (continued)

直縫埋弧焊管海底項目摘錄(續)

Projects 項目	Quantity (MT) 數量(噸)	Year 年份
Liwan Deep Water Gas Development Project, Saipem/Husky/CNOOC, China 中國Saipem/Husky/中海油荔灣深海天然氣開發項目	51,000	2011
West-East Gas Pipeline Project, Phase II, Hong Kong Branch, CNPC, China 中國中石油西氣東輸二線深圳支線、香港支線	14,665	2011
Offshore & Onshore Pipeline Project-Feed, Total, Southeast Asia 東南亞海底及岸上輸氣項目	15,500	2009
Manifa Field Causeway Project, Saudi Arabia 沙特油田管道項目	10,113	2007
Malaysia Angsi-TCOT Crude Oil Offshore Pipeline Project, PETRONAS, Malaysia 馬來西亞PETRONAS馬來西亞海底石油管線項目	43,000	2007
Ledong Gas Fields Engineering PMT, CNOOC, China 中國中海油樂東氣田海底項目	27,000	2007
Jamnagar Refinery Complex/Bechtel, India 印度煉油廠項目	36,000	2006
Panyu/Huizhou Natural Gas Development Project, CNOOC, China 中國中海油番禺/惠州天然氣開發項目	58,881	2005
CNOOC & Shell Petro Chemicals Company Ltd., China 中國中海殼牌石油化工有限公司	12,149	2004
Chunxiao Gas Complex Development Project, CNOOC, China 中國中海油春曉氣田群開發項目	68,645	2003

TRACK RECORD

業務往績

SELECTED PROJECTS FOR SSAW PIPE

螺旋埋弧焊管項目摘錄

Projects 項目	Quantity (MT) 數量 (噸)	Year 年份
Shenzhen-Zhongshan Bridge Project, China 中國深中通道項目	13,766	2018
Yancheng City New Water Source & Diversion Project, China 中國鹽城市新水源地及引水工程一標段項目	3,800	2017
Bengal Water Transport Project, Bangladesh 孟加拉輸水項目	3,816	2017-2018
Guangzhou Nansha International Passenger Liner Wharf Project, China 中國廣州南沙國際郵輪碼頭工程	12,821	2017
Zhanjiang Donghaidao – Leizhou High-speed Bridge Project, Guangdong Changda Highway Engineering Co., Ltd., China 中國廣東省長大公路工程有限公司湛江東海島－雷州高速引橋項目	10,884	2016-2017
Honghe Bridge Steel Pipe Project, Guangdong Changda Highway Engineering Co., Ltd., China 中國廣東省長大公路工程有限公司洪鶴大橋引橋鋼護筒項目	6,269	2016-2017
Lianyungang City Drinking Water Project, China 中國連雲港市飲用水輸水工程	984	2015-2016
The CWB No. 8 Road Connecting Tunnel Project, Hong Kong 香港中環灣仔繞道八號連接路段隧道工程	386	2015
The CWB No. 8 Road Connecting Tunnel Project, Hong Kong 香港中環灣仔繞道八號連接路段隧道工程	2,226	2015
Zhuhai City West Water Plant-Quanwu Water Plant Expansion Project, China 中國珠海市西區水廠－乾務水廠擴建配套管道工程	2,610	2015
Luomahu-No. 2 Waterworks Construction Water Pipeline Project, Xuzhou, China 中國徐州市駱馬湖水源地及第二水廠建設工程	9,074	2015
Scenic Hill-HKBCF-Airport Line Project, Hong Kong 香港觀景山－香港口岸－機楊連線項目	1,441	2015
Crew Construction Project, Phase I, Southwest Hainan Power Plant, China 中國海南西南部電廠一期團隊建設項目	2,270	2015
The Nigerian National Petroleum OB3 Project, Nigeria 尼日利亞國家石油OB3項目	6,000	2015
Water Diversion Project, Nanning, China 中國南寧輸水工程	2,065	2014
Piling Foundation Pipe Project, Humen Bridge II, Guangdong, China 中國廣東省虎門二橋樁基鋼護筒工程	5,161	2014
Gaolangang Area Container Terminal Project, Phase II, China 中國高欄港區集裝箱碼頭二期工程	4,200	2014
Crew Construction Project, Phase I, Southwest Hainan Power Plant, China 中國海南西南部電廠一期團隊建設項目	8,994	2014
Hong Kong – Zhuhai – Macau Bridge Project, Guangdong-Scenic Hill Project, Hong Kong 香港政府路政署港珠澳大橋粵港分界線至觀景山接線	3,000	2014

TRACK RECORD

業務往績

SELECTED PROJECTS FOR SSAW PIPE (continued)

螺旋埋弧焊管項目摘錄(續)

Projects 項目	Quantity (MT) 數量 (噸)	Year 年份
Pakistan Gas Pipeline Project, Pakistan 巴基斯坦輸氣項目	7,537	2014
Los Ramones Gas Pipeline Project, Mexico 墨西哥 Los Ramones 輸氣項目	49,587	2014-2015
Chemical Project, Jiangsu, China 中國江蘇化工項目	2,071	2014
Yancheng Water Project, Jiangsu, China 中國江蘇鹽城輸水工程	5,896	2014
Water Irrigation Project, Venezuela 委內瑞拉水灌溉項目	565	2014
Tuen Mun-Chek Lap Kok Link-southern Connection Viaduct Section Project, Hong Kong 香港屯門－赤鱸角－南面高架路連線項目	7,950	2014
Zhuhai Port Temporary Construction Bridge Project for Hong Kong – Zhuhai – Macau Bridge Project, China 中國港珠澳大橋項目珠海口岸臨時施工便橋工程	9,115	2014
Al Hallaniyat Island Project, Oman 阿曼 Al Hallaniyat Island 項目	330	2014
Hong Kong – Zhuhai – Macau Bridge Project, China 中國港珠澳大橋項目	360	2014
Hong Kong – Zhuhai – Macau Bridge Project, China 中國港珠澳大橋項目	8,556	2013-2014
Lianyungang City Drinking Water Project, Jiangsu, China 中國江蘇連雲港市飲用水輸水工程	3,700	2013-2014
Tuen Mun-Chek Lap Kok Link-southern Connection Viaduct Section Project, Hong Kong 香港屯門－赤鱸角－南面高架路連線項目	313	2013-2014
Cross Sea Bridge Project, Lianyungang City, China 中國連雲港市跨海大橋項目	1,700	2013
Hong Kong – Zhuhai – Macau Bridge Project, Hong Kong 香港港珠澳大橋項目	838	2013
City Heat Supply Network Southeast Pipeline Project, China 中國城區熱網(東南線)工程	7,300	2013
NNPC, Nigeria 尼日利亞國家石油公司輸氣項目	9,940	2013
Jiangsu Water Network Project, China 中國江蘇徐圩水廠及廠外配套供水管網	8,000	2013
Hainan LNG Station Transmission Pipeline Project, CNOOC, China 中國中海石油(海南液化天然氣站線輸氣管道工程)	3,000	2012-2013

TRACK RECORD

業務往績

SELECTED PROJECTS FOR ERW PIPE

電阻焊管項目摘錄

Projects 項目	Quantity (Km) 數量 (公里)	Year 年份
Gas Pipeline Project, Australia 澳大利亞輸氣管道工程	70	2017
Middle East Oil Orders 中東輸油訂單	18.62	2017
Insulation Pipe Project in Hong Kong 香港保溫管項目	0.54	2016-2017
Phase III, Gas Pipeline for GMP New 12SPP Project, PTT & GULF, Thailand 泰國國家石油公司&海灣石油GMP新12SPP III期項目天然氣管道	10.7	2016-2017
RAPID Petronas Project, Petronas, Singapore 馬來西亞石油公司新加坡輸油/輸氣項目	21.4	2016-2017
NGP Gas Transmission Project, Jemena, Australia 澳大利亞Jemena公司NGP輸氣項目	626	2016-2017
Marmul Rationalization Project, PDO, Oman 阿曼石油開發公司阿曼邁爾穆勒污泥油輸送管道	11.83	2016
Liuzhou City Natural Gas Project, Guangxi, China 中國廣西柳州市天然氣項目	13.7	2016
Beiliu City Natural Gas Project, Guangxi, China 中國廣西北流市天然氣項目	47.46	2016
Yicheng City Change Line Project, Weijing Pipeline, Sinopec, China 中石化魏荊線宜城市城區佔壓段管道改線工程	18	2015
Sinopec Gas Pipeline reinstallation project, Qilu Branch 中石化齊魯分公司天然氣進廠管線安全隱患治理項目	3.5	2015
Phase I, Xiangyuan Gas Pipeline Project, Shanxi, China 中國山西煤層氣(天然氣)集輸有限公司襄垣縣天然氣利用一期工程	44.9	2015
Phase I, Changzhi-Tunliu Section, Shanxi Coal Bed Gas Pipeline Project, China 中國襄垣縣漳江煤層氣(天然氣)集輸有限公司山西煤層氣綜合利用項目長治縣一屯留縣天然氣利用一期工程	66.5	2015
Betara Complex Development 479 Project, Petrochina International Jabung Ltd., Indonesia 中石油印度尼西亞Betara綜合開發479項目	16.14	2015
Badra-Zubaidah, EPC Gas Export Pipeline Project, Gazprom 俄羅斯天然氣-茹柏達EPC出口天然氣管道工程	105.14	2015
Madura BD Field Development, Husky-CNOOC Madura Limited, Indonesia 赫斯基-中海油馬都拉有限公司印尼馬都拉BD油田開發區	53.6	2015
Macao Taipa MGM Hotel Cooling water Project, China 中國澳門氹仔美高梅酒店輸冷氣水工程	6.58	2015
Sour Oil/Gas Pipeline Project, Daleel Petroleum L.L.C., Oman 阿曼達利石油公司抗酸油氣管項目	10	2015
Scenic Hill-HKBCF-Airport Line Project, Hong Kong 香港觀景山-香港口岸-機楊連線項目	11.4	2015

TRACK RECORD

業務往績

SELECTED PROJECTS FOR ERW PIPE (continued)

電阻焊管項目摘錄 (續)

Projects 項目	Quantity (Km) 數量 (公里)	Year 年份
Kuwait Oil Pipeline Project 科威特北部地區輸油管線工程	9.5	2015
Pstream Project, Australia 澳大利亞項目	49	2015
Gasoducto Andino del Sur Project, Peru 秘魯輸氣項目	84	2015
Phase II, Stage Product Oil Pipeline, The Pearl River Delta, SINOPEC, China 中國石化銷售有限公司華南分公司珠三角二期成品油管線第七批	30	2014
Jiangxi Gas Network Project, Phase I, Qingyun-Wannian, Shanggao-Yifeng Branch, China 中國江西省天然氣管網一期工程青雲-萬年、上高一宜豐支線	26	2014
The Expansion Project of Macau University of Science and Technology, Macau 澳門科技大學擴建工程	27	2014
Catchment System Of Sea Water And Iodon Plant, Chile 智利流域系統海水管道工程	23	2014
Flow line Pipes, PDO, Oman 阿曼集輸管項目	200	2014
QNP Lateral Pipeline Project, Australia 澳大利亞QNP項目	19	2014
Eastern Goldfields Pipeline Project, APA, Australia 澳大利亞APA項目	298	2014
Aviation Oil Pipeline Project, BP, Australia 英國石油公司澳洲輸航空油項目	4	2014
Central Wan Chai bypass No. 8 Connection Line Tunnel Project, Hong Kong 香港路政署中環灣仔繞道八號連接線路段隧道工程	8	2014
JQ AEP/ODP1 Project, Shell, China 殼牌中國四川成都金秋項目	32	2014
Scenic Hill-HKBCF-Airport Line Project, Hong Kong 香港觀景山-香港口岸-機場連線項目	7	2014
Mexico Project, Mexico 墨西哥項目	123	2014
Longquan – Taiyuan Section of Lanxian – Taiyuan Gas Pipeline Project, Shanxi, China 中國山西嵐縣-太原輸氣管道工程龍泉-太原段	45	2014
Nakhon Sawan Project, CNPC, Thailand 中油管道物資裝備總公司泰國那空沙旺項目	36	2014
Natural Gas Pipeline Project, Phase I, CNOOC, China 中國珠海市天然氣管道工程一期項目	28	2014
OGDCL, Pakistan 巴基斯坦國家石油公司	15	2014

TRACK RECORD

業務往績

SELECTED PROJECTS FOR ERW PIPE (continued)

電阻焊管項目摘錄 (續)

Projects 項目	Quantity (Km) 數量 (公里)	Year 年份
Santos, Australia 澳大利亞項目	212	2013-2014
Pipeline Crossing Project, Sinopec, China 中國中石化管道穿越工程	4.1	2013
Southern China Project, SINOPEC, China 中國中石化華南項目	25	2013
Hainan Natural Gas Project, CNOOC, China 中海石油海南天然氣項目	2.9	2013
Jian Rong Foundation Project, Hong Kong 香港建築地基項目	3.6	2013
Guangxi PetroChina Kunlun Natural Gas Project, CNPC, China 中國中石油廣西中石油昆侖天然氣項目	52	2013
Chongqing Gas Project, China 中國重慶燃氣項目	102	2013
Jiangxi Oil Pipeline Project, Phase II, SINOPEC, China 中國石化銷售有限公司華中分公司江西成品油管道二期工程項目	10	2013
Mexican Project, Mexico 墨西哥輸油項目 (墨西哥)	155	2013
Hongkong Tunnel project, Hong Kong 香港隧道工程 (香港)	3,445 (MT) (噸)	2013
OGDCL, Oil/Gas Pipeline, Pakistan 巴基斯坦輸氣管道	378	2012-2013
Flow line Pipes, PDO, Oman 阿曼集輸管項目	550	2012-2013
Kuwait Sour Crude Oil Pipeline, Kuwait 科威特酸性原油輸送管道	232	2012-2013
Jiangxi Product Oil Pipeline Project, Phase II, SINOPEC, China 中國中石化江西成品油管道二期工程	270	2012
OGDCL, Pakistan 巴基斯坦項目	145	2012
Huainan-Shanghai Ultra High Voltage Power Grids, State Grid Corporation of China (SGCC), China 中國淮南—上海高壓電網項目·中國國家電網	24,763 (MT) (噸)	2012
Sui Northern Gas Pipeline Limited, Pakistan 巴基斯坦天然氣管道公司	143	2009
ONGC, India 印度天然氣公司	300	2009
Electricity Network, China 中國國家電網項目	960	2009

TRACK RECORD

業務往績

SELECTED PROJECTS FOR ERW PIPE (continued)

電阻焊管項目摘錄(續)

Projects 項目	Quantity (Km) 數量(公里)	Year 年份
Flowline Pipes, PDO, Oman 阿曼項目	1,602	2008
Gasoducto Gibraltar Project, Columbia 哥倫比亞輸氣項目	151	2008
Esperanza Project, Chile 智利銅礦項目	150	2008
Sui Northern Gas Pipeline Limited, Pakistan 巴基斯坦天然氣管道公司	250	2008
Sui Northern Gas Pipeline Limited, Pakistan 巴基斯坦天然氣管道公司	170	2007
Shengli Oil Field, SINOPEC, China 中國中石化勝利油田項目	255	2007
Sui Northern Gas Pipelines Limited, Pakistan 巴基斯坦天然氣管道公司	195	2006
Copergas, GDK, Brazil 巴西天然氣公司	126	2005
Henan Product Oil Pipeline, SINOPEC, China 中國中石化河南成品油管線	191	2005
Pearl River Delta Product Oil Pipeline, SINOPEC, China 中國中石化珠三角成品油管線	1,200	2004-2005
Southwest Oil Pipeline, SINOPEC, China 中國中石化大西南成品油管線(茂名-昆明)	379	2003-2004
Jingzhou-Jingmen Product Oil Pipeline, SINOPEC, China 中國中石化荊州-荊門成品油管線	153	2002
Lan-Cheng-Yu Oil Pipeline Project, CNPC, China 中國中石油蘭成渝輸油管道工程	220	2001
National Oil Company Limited, The Middle East 中東北方石油公司	130	2000
Texas Oil Field, USA 美國德州油田	153	1998
Changqing Oil Field, CNPC, China 中國中石油長慶油田	290	1996
Kelamayi Oil Field, CNPC, China 中國中石油克拉瑪依油田	150	1996

MANAGEMENT DISCUSSION AND ANALYSIS

管理層討論與分析

BUSINESS REVIEW

The Group mainly (i) manufactures and sells longitudinal welded steel pipes, as well as providing manufacturing service for processing raw materials into steel pipes; and (ii) engages in property development and investment.

Our welded steel pipe products can be broadly categorised into LSAW steel pipes, SSAW steel pipes and ERW steel pipes. We are the largest LSAW steel pipe manufacturer and exporter in the PRC, and are capable of producing LSAW steel pipes that meet the X100 standard. We are also accredited with 11 international quality certifications such as Det Norske Veritas (“DNV”) and American Petroleum Institute (“API”). In addition, we are the first and the sole PRC manufacturer that has successfully produced and developed deep sea welded pipes for use at 3,500m under water. Our products are widely applicable to major oil and gas pipeline projects (both onshore and offshore) and infrastructure projects domestically and internationally.

Our Group is capable of manufacturing subsea pipes and drilling platforms for offshore projects, and is being classified as a member of the Offshore Engineering Equipment Industry* (海洋工程裝備製造業). We have benefited from and supported by the PRC’s strategic policies and received supports from policy banks and insurance institutions in the PRC. We have maintained good relationships with and have obtained medium-term loans from the Export-Import Bank of China.

業務回顧

本集團主要(i)製造及銷售直縫焊接鋼管，以及提供將原材料加工為鋼管的製造服務；及(ii)從事物業發展及投資。

本集團的焊接鋼管產品大致可分為直縫埋弧焊管、螺旋埋弧焊管及電阻焊管。我們是中國最大直縫埋弧焊管製造商及出口商，可生產符合X100標準的直縫埋弧焊管，而我們已取得挪威船級社（「DNV」）及美國石油協會（「API」）等十一項國際質量認證。此外，我們為中國首名和唯一能成功生產及研發出3,500米深海焊管的製造商。我們的產品在國內外被廣泛應用於大型石油及天然氣管道項目（岸上和海上）及基建項目。

由於本集團可製造海上工程使用的海底管及海上鑽井平台，故此本集團被劃入海洋工程裝備製造業企業之一，受惠於國家戰略性政策及支持，我們亦得到中國政策性銀行及保險業機構的大力支持，與中國進出口銀行亦保持良好合作關係，並已從該等機構獲得中期貸款。

MANAGEMENT DISCUSSION AND ANALYSIS

管理層討論與分析

Panyu Land Development

In 2013, the Group has converted a piece of land in Panyu into commercial use. The total land area of such piece of land is 125,000m² which accounted for 25% of the total area of the parcels of land owned by the Group in Panyu (the “Panyu Land”). The total construction area of the Panyu Land is 550,000m². The Panyu Land will be divided into three phases for development.

Project name:

項目名稱：

Address: Qinghe Road, Shiji Town, Panyu District,
Guangzhou City, Guangdong, PRC

地址：中國廣東省廣州市番禺區石基鎮清河路

Usage: large scale of integrated commercial complex of offices,
shops, serviced apartments and villas

用途：寫字樓、商舖、服務式公寓和別墅的大型綜合商業項目

Total permitted construction area (including underground
construction area)

允許建築總面積（包括地下建築面積）

The Group had pre-sold the first phase and second phase of GDC and the total contracted sales were approximately RMB1,662.3 million as at 31 December 2018. Sale of properties for the Group in 2018 was around RMB549.3 million.

GDC is part of the Group's strategy to widen its income sources. The Directors believe that GDC will maximise the potential economic return of the Panyu Land to the Group. Furthermore, upon the completion of GDC, stable rental income and the proceeds from the sale of properties will support the further development of the Group's steel pipe business. The steel pipe business will remain as the Group's core business.

番禺土地發展

本集團於二零一三年將番禺一幅土地轉為商業用地。該土地的總面積為125,000平方米，佔本集團於番禺所擁有地塊（「番禺土地」）總面積的四分之一。番禺土地的總建築面積為550,000平方米。番禺土地將會分為三期發展。

Golden Dragon City Fortune Plaza* (“GDC”)

金龍城財富廣場（「金龍城」）

Phase I	135,000m ²
第一期	135,000平方米
Phase II	191,000m ²
第二期	191,000平方米
Phase III	224,000m ²
第三期	224,000平方米

本集團已預售金龍城第一期及第二期。於二零一八年十二月三十一日，總合約銷售額約為人民幣1,662,300,000元。本集團於二零一八年銷售物業約人民幣549,300,000元。

金龍城為本集團擴大收入來源的策略一部分。董事相信，金龍城可將番禺土地對本集團的潛在經濟回報提升至最高。再者，完成金龍城後，穩定租金收入及物業銷售收入將支持本集團鋼管業務的進一步發展。鋼管業務將繼續為本集團的核心業務。

MANAGEMENT DISCUSSION AND ANALYSIS

管理層討論與分析

On 12 February 2018, the Group entered into an agreement (“Agreement”) with, amongst other, Guangdong Yuecai Trust Co. Limited* (廣東粵財信托有限公司) (“Guangdong Yuecai”) and Guangzhou Asset Management Company Limited* (廣州資產管理有限公司) (“Guangzhou Asset Management”) in relation to the cooperation to facilitate the change of use of land (the “Land”) held by Panyu Chu Kong Steel Pipe Co., Ltd (番禺珠江鋼管有限公司) (“PCKSP”). Such Land is next to GDC with an area of approximately 287,000 square meters. Pursuant to the Agreement, PCKSP shall apply to the relevant government authorities for the change of use of the Land from “industrial” to “commercial and residential”. Therefore, the Group has relocated the production lines in Panyu to the Lianyungang and Zhuhai production sites. The Lianyungang and Zhuhai production bases will be the major production bases of the Group in the PRC, as both production bases are in proximity to the self-operated ports where the Group can minimise its transportation cost.

Order Status

In 2018, the Group received new orders of approximately 360,000 tonnes and approximately 87% were received from domestic customers. The Group has received some sizeable orders like orders from China Petroleum & Chemical Corporation (中國石油化工股份有限公司) (“Sinopec”), Shenzhen-Zhongshan Bridge (深中通道) and construction projects in Hong Kong. The Group delivered approximately 348,000 tonnes of welded steel pipes during 2018.

LSAW Steel Pipes

The Group is the largest LSAW steel pipe manufacturer and exporter in the PRC. LSAW steel pipe was the largest source of revenue of the Group and accounted for approximately 73.5% of our total steel pipe revenue for the year ended 31 December 2018. For the year ended 31 December 2018, revenue from the sales and manufacturing service of LSAW steel pipes amounted to approximately RMB591.3 million and RMB195.7 million, respectively, representing an increase of approximately 15.4% and an increase of 314.9%, respectively, as compared to that for the year ended 31 December 2017. The increase in sales of LSAW steel pipes was mainly due to the increase in domestic orders. Major oil and gas projects in the PRC have been recovered.

於二零一八年二月十二日，本集團與（其中包括）廣東粵財信托有限公司（「廣東粵財」）及廣州資產管理有限公司（「廣州資產管理」）訂立協議（「該協議」），內容有關合作更改番禺珠江鋼管有限公司（「番禺珠江鋼管」）所持該土地（「該土地」）用途。該土地比鄰金龍城，面積約為287,000平方米。根據該協議，番禺珠江鋼管向有關政府部門申請更改該土地用途，將該土地的用途由「工業」改為「商業及住宅」。因此，本集團已搬遷番禺的生產線至連雲港及珠海生產區。連雲港及珠海生產基地將成為本集團在中國的主要生產基地，因為兩個基地鄰近自營港口，本集團可最大化地減少其運輸成本。

訂單狀況

於二零一八年，本集團接獲的新訂單數量約為360,000噸，而約87%來自國內客戶。本集團已接獲若干大型訂單，如中國石油化工股份有限公司（「中石化」）、深中通道及香港建造項目的訂單等。本集團已於二零一八年交付約348,000噸焊接鋼管。

直縫埋弧焊管

本集團是中國最大的直縫埋弧焊管製造商及出口商。直縫埋弧焊管為本集團最大收入來源，截至二零一八年十二月三十一日止年度佔本集團總鋼管收入約73.5%。截至二零一八年十二月三十一日止年度，直縫埋弧焊管的銷售及製造服務收入分別約為人民幣591,300,000元及人民幣195,700,000元，較截至二零一七年十二月三十一日止年度分別增加約15.4%及314.9%。直縫埋弧焊管銷量增加，主要由於本集團接獲的國內訂單增加，此乃由於中國的主要油氣項目已經復甦。

MANAGEMENT DISCUSSION AND ANALYSIS

管理層討論與分析

SSAW Steel Pipes

Our SSAW steel pipes produced in our plant in Lianyungang use the pre-welding and precision welding SSAW technique, which is the most advanced standard among all SSAW technologies. Revenue from the sales and manufacturing service of SSAW steel pipes amounted to approximately RMB120.8 million and RMB72.8 million respectively. The total revenue from SSAW steel pipes accounted for approximately 18.1% of the total steel pipe revenue for the year ended 31 December 2018.

ERW Steel Pipes

Competition in the market of ERW steel pipes has been very keen due to its relatively low technical and standardised entry requirements. For the year ended 31 December 2018, revenue from the sales and manufacturing service of ERW steel pipes amounted to approximately RMB30.6 million and RMB0.9 million, respectively. The total revenue from ERW steel pipes accounted for approximately 2.9% of the total steel pipe revenue for the year ended 31 December 2018.

FINANCIAL REVIEW

Revenue and gross profit

Revenue of the Group mainly comprises (i) steel pipe sales, and (ii) property sales.

For the year ended 31 December 2018, our revenue was approximately RMB1,620.5 million, representing an increase of approximately RMB747.2 million or 85.6% as compared with that of 2017. The increase in revenue was mainly due to the increase in domestic orders received by the Group and recognition of property sales. Major oil and gas projects in the PRC have been recovered. The Group recognised most of property sales of Phase I of GDC in 2018.

螺旋埋弧焊管

我們於連雲港廠房生產的螺旋埋弧焊管採用預精焊螺旋埋弧焊管技術製造。該項技術屬所有螺旋埋弧焊管工藝中最先進的標準。螺旋埋弧焊管的銷售及製造服務分別錄得收入約人民幣120,800,000元及人民幣72,800,000元。螺旋埋弧焊管的總收入佔截至二零一八年十二月三十一日止年度總鋼管收入約18.1%。

電阻焊管

電阻焊管因所需技術較低及較標準化的入門規格，以致市場競爭比較激烈。截至二零一八年十二月三十一日止年度，電阻焊管的銷售及製造服務收入分別約為人民幣30,600,000元及人民幣900,000元。截至二零一八年十二月三十一日止年度，來自電阻焊管的總鋼管收入佔總收入約2.9%。

財務回顧

收入及毛利

本集團收入主要包括(i)鋼管銷售及(ii)物業銷售。

於截至二零一八年十二月三十一日止年度，本集團收入約為人民幣1,620,500,000元，較二零一七年增加約人民幣747,200,000元或85.6%。收入增加主要由於本集團接獲的海外和國內訂單增加及確認物業銷售，此乃由於主要中國油氣項目已經復甦。本集團於二零一八年確認大部分金龍城一期的物業銷售。

MANAGEMENT DISCUSSION AND ANALYSIS

管理層討論與分析

The following table sets forth the revenue, gross profit, sales volume and average gross profit per tonne by business segments for each of the periods indicated:

下表載列所示各期間業務分部的收入、毛利、銷售量及每噸平均毛利：

		2018 二零一八年		2017 二零一七年	
		RMB'000 人民幣千元	% to total 佔總收入 百分比	RMB'000 人民幣千元	% to total 佔總收入 百分比
Revenue	收入				
Steel pipe sales	鋼管銷售	1,071,126	66.1	873,293	100.0
Property sales	物業銷售	549,330	33.9	–	–
		1,620,456	100.0	873,293	100.0

Steel pipes sales

鋼管銷售

		2018 二零一八年		2017 二零一七年	
		RMB'000 人民幣千元	% to total 佔總收入 百分比	RMB'000 人民幣千元	% to total 佔總收入 百分比
Sales of steel pipes	銷售鋼管				
LSAW steel pipes	直縫埋弧焊管	591,276	55.2	512,343	58.6
SSAW steel pipes	螺旋埋弧焊管	120,779	11.3	37,370	4.3
ERW steel pipes	電阻焊管	30,576	2.8	129,924	14.9
Subtotal	小計	742,631	69.3	679,637	77.8
Manufacturing services	製造服務				
LSAW steel pipes	直縫埋弧焊管	195,682	18.3	47,165	5.4
SSAW steel pipes	螺旋埋弧焊管	72,786	6.8	24,190	2.8
ERW steel pipes	電阻焊管	897	0.1	1,286	0.1
Subtotal	小計	269,365	25.2	72,641	8.3
Others	其他	59,130	5.5	121,015	13.9
Grand total	總計	1,071,126	100.0	873,293	100.0

MANAGEMENT DISCUSSION AND ANALYSIS

管理層討論與分析

		2018 二零一八年			2017 二零一七年		
		Gross profit 毛利 RMB'000 人民幣千元	Sales volume 銷售量 tonnes 噸	Average gross profit 平均毛利 RMB/tonne 人民幣/噸	Gross profit 毛利 RMB'000 人民幣千元	Sales volume 銷售量 tonnes 噸	Average gross profit 平均毛利 RMB/tonne 人民幣/噸
Sales of steel pipes	銷售鋼管						
LSAW steel pipes	直縫埋弧焊管	74,169	105,418	704	41,574	101,401	410
SSAW steel pipes	螺旋埋弧焊管	3,739	24,941	150	2,584	8,235	314
ERW steel pipes	電阻焊管	1,242	6,679	186	371	25,232	15
Subtotal	小計	79,150	137,038		44,529	134,868	
Manufacturing services	製造服務						
LSAW steel pipes	直縫埋弧焊管	84,905	119,981	708	17,893	31,143	575
SSAW Steel pipes	螺旋埋弧焊管	27,458	90,526	303	276	47,601	6
ERW steel pipes	電阻焊管	178	828	215	5	707	7
Subtotal	小計	112,541	211,335		18,174	79,451	
Others	其他	1,191	N/A 不適用	N/A 不適用	(4,592)	N/A 不適用	N/A 不適用
Grand total	總計	192,882	348,373		58,111	214,319	

The revenue generated from the sales of steel pipes accounted for approximately 69.3% of our total steel pipe revenue in 2018 as compared with approximately 77.8% in 2017. Steel pipe manufacturing services accounted for approximately 25.2% of our total steel pipe revenue in 2018 as compared with approximately 8.3% in 2017. The revenue classified as “Others” mainly represented the trading of steel plates, sales of steel fittings, trading of equipment and sales of scrap materials which accounted for approximately 5.5% of our total steel pipe revenue in 2018 as compared with approximately 13.9% in 2017.

Gross profit of steel pipe sales for 2018 was approximately RMB192.9 million as compared with approximately RMB58.1 million in 2017, representing an increase of approximately 231.9% or RMB134.8 million. Gross profit margin for 2018 was approximately 18.0% which was higher than that of last year as the Group has delivered some sizeable orders to Sinopec which were mainly manufacturing services with high profit margin.

Our domestic sales accounted for approximately 75.1% of our total steel pipe revenue in 2018, as compared to approximately 53.6% in 2017.

於二零一八年，來自銷售鋼管的收入約佔本集團總鋼管收入69.3%，而於二零一七年則約佔77.8%。於二零一八年，鋼管製造服務約佔本集團總鋼管收入25.2%，而於二零一七年則約佔8.3%。分類為「其他」之收入主要指買賣鋼板、銷售鋼質管件、買賣設備及銷售廢料的收入，約佔本集團二零一八年總鋼管收入5.5%，而於二零一七年則約佔13.9%。

二零一八年的鋼管銷售毛利約為人民幣192,900,000元，較二零一七年約人民幣58,100,000元增加約231.9%或人民幣134,800,000元。二零一八年毛利率約為18.0%，與去年相比有所增長，原因為本集團已向中石化交付若干大型訂單，該等訂單主要提供高利潤率的製造服務。

於二零一八年，本集團的國內銷售額佔總鋼管收入約75.1%，而於二零一七年則約佔53.6%。

MANAGEMENT DISCUSSION AND ANALYSIS

管理層討論與分析

SALES BY GEOGRAPHICAL AREAS – STEEL PIPE SALES

按地區劃分的銷售－鋼管銷售

		2018 二零一八年 Revenue 收入		2017 二零一七年 Revenue 收入	
		<i>RMB'000</i>	% to total	<i>RMB'000</i>	% to total
		人民幣千元	佔總收入 百分比	人民幣千元	佔總收入 百分比
Overseas sales	海外銷售	266,534	24.9	405,560	46.4
Domestic sales	國內銷售	804,592	75.1	467,733	53.6
Total steel pipe sales	鋼管銷售總計	1,071,126	100.0	873,293	100

Property sales		物業銷售	2018 二零一八年 <i>RMB'000</i> 人民幣千元	2017 二零一七年 <i>RMB'000</i> 人民幣千元
Revenue		收入	549,330	–
Cost of sales		銷售成本	(479,797)	–
Gross profit		毛利	69,533	–

The Group recognized the sales of the first phase of GDC of around RMB549.3 million in 2018 (2017: nil).

本集團於二零一八年確認金龍城一期的物業銷售約人民幣549,300,000元（二零一七年：無）。

Cost of sales primarily represents the costs we incurred directly for the Group's property development activities. The principal component of cost of sales is cost of properties sold, which includes the direct costs of construction and the costs of obtaining land use rights.

銷售成本主要指我們就本集團之物業開發活動直接產生的成本。銷售成本的主要組成部分為已售物業成本，當中包括直接建築成本及取得土地使用權成本。

Gross profit was around RMB69.5 million or 12.7% in 2018.

於二零一八年，毛利為約人民幣69,500,000元或12.7%。

All sales of properties were domestic sales.

所有物業銷售均為內銷。

MANAGEMENT DISCUSSION AND ANALYSIS

管理層討論與分析

CHANGE IN FAIR VALUES OF INVESTMENT PROPERTY

The Group has adopted the accounting policy of measuring investment property by using fair values. Accordingly, gains or losses arising from the changes in the fair values of investment property are reflected as profit or loss for the reporting period. The Group has transferred part of the investment property – phase I and phase II of properties under development in prior years. The Group has engaged RHL Appraisal Limited, an independent valuer, to value the investment property. According to the valuation report as at 31 December 2018 issued by RHL Appraisal Limited, the market value of the investment property – phase III as at 31 December 2018 was RMB1.16 billion. Gain of RMB21.8 million was resulted from the fair values of the investment property in 2018 (2017: nil).

OTHER INCOME AND GAINS

Other income and gains in 2018 mainly represented bank interest income and subsidy income from government. Other income and gains decreased by approximately 42.0% or RMB59.0 million from approximately RMB140.6 million in 2017 to approximately RMB81.6 million in 2018. Decrease in other income and gains was mainly due to a forfeiture of customer deposit in 2017 but nil in 2018.

SELLING AND DISTRIBUTION EXPENSES

Selling and distribution expenses decreased by approximately 40.6% or RMB43.6 million from approximately RMB107.3 million in 2017 to approximately RMB63.7 million in 2018. The decrease was mainly due to the decrease in overseas sales.

ADMINISTRATIVE EXPENSES

Administrative expenses decreased by approximately 8.1% or RMB38.6 million from approximately RMB475.6 million in 2017 to approximately RMB437.0 million in 2018. The decrease in administrative expenses was mainly due to decrease in research and development expenses and bank charges during the year. Included in the administrative expenses, there was one-off expenses of around RMB41 million in relation to asset reorganisation (as disclosed in the Company's announcement dated 12 February 2018). If excluded such one-off expenses, administrative expenses were further reduced.

投資物業公平值變動

本集團已採納會計政策，以公平值計量投資物業。因此，投資物業公平值變動產生之盈虧，已於報告期的損益內反映。本集團於過往年度轉讓部分投資物業—發展中物業第一期及第二期。本集團已委聘獨立估值師永利行評值顧問有限公司，為投資物業進行估值。根據永利行評值顧問有限公司於二零一八年十二月三十一日出具的估值報告，投資物業第三期於二零一八年十二月三十一日的市值為人民幣1,160,000,000元。於二零一八年，產生人民幣21,800,000元投資物業的公平值收益（二零一七年：無）。

其他收入及收益

二零一八年的其他收入及收益主要指銀行利息收入及政府補貼收入。其他收入及收益由二零一七年約人民幣140,600,000元，減少約42.0%或人民幣59,000,000元，至二零一八年約人民幣81,600,000元。其他收入及收益減少主要由於二零一七年沒收客戶按金而於二零一八年並無此類收入。

銷售及分銷開支

銷售及分銷開支由二零一七年約人民幣107,300,000元，減少約40.6%或人民幣43,600,000元，至二零一八年約人民幣63,700,000元。該減少主要由於海外銷售減少所致。

行政費用

行政費用由二零一七年約人民幣475,600,000元減少約8.1%或人民幣38,600,000元，至二零一八年約人民幣437,000,000元。行政費用之減少乃主要由於年內研發開支及銀行費用減少。行政費用包括有關資產重組（誠如本公司日期為二零一八年二月十二日之公佈所披露）的一次性費用約人民幣41,000,000元，倘剔除相關一次性費用，則行政費用會進一步減少。

MANAGEMENT DISCUSSION AND ANALYSIS

管理層討論與分析

FINANCE COSTS

The finance costs for 2018 was approximately RMB374.5 million which were lower than that of 2017 which was approximately RMB426.3 million. The effective interest rate in 2018 was approximately 6.0% (2017: 7.3%). Decrease in finance costs was due to decrease in average interest rate.

IMPAIRMENT OF PROPERTY, PLANT AND EQUIPMENT

The Group recorded no impairment on property, plant and equipment for the year ended 31 December 2018 (2017: RMB18.0 million).

OTHER EXPENSES

Other expenses increased by approximately 625.8% or RMB80.6 million from approximately RMB12.9 million in 2017 to approximately RMB93.4 million in 2018. The increase was mainly due to loss of disposal of subsidiaries, property, plant and equipment and compensation incurred in relation to asset reorganization (as detailed in the Company's announcement dated 12 February 2018) during the year.

EXCHANGE GAIN/(LOSS), NET

The Group recorded exchange gain of approximately RMB16.2 million in 2018 as compared to exchange loss of approximately RMB44.1 million in 2017. The exchange gain was mainly due to depreciation of HKD against RMB which resulted in an exchange gain on RMB liability.

INCOME TAX CREDIT

Income tax credit increased from RMB14.6 million in 2017 to RMB113.4 million in 2018.

Deferred tax credit was recorded in 2018 as the Group expects there will be gain on disposal of land in Panyu. For more details, please refer to the announcement of the Company dated 12 February 2018 and 27 February 2019.

LOSS FOR THE YEAR

As a result of the reasons discussed above, the Group recorded a loss of approximately RMB498.9 million in 2018 (2017: RMB873.8 million).

融資成本

二零一八年融資成本約為人民幣374,500,000元，較低於二零一七年的約人民幣426,300,000元。二零一八年的實際利率約為6.0%（二零一七年：7.3%）。融資成本減少乃由於平均利率減少。

物業、廠房及設備減值

截至二零一八年十二月三十一止年度，本集團並無錄得物業、廠房及設備減值（二零一七年：人民幣18,000,000元）。

其他費用

其他費用由二零一七年約人民幣12,900,000元，增加約625.8%或人民幣80,600,000元，至二零一八年約人民幣93,400,000元。該增加主要由於年內出售附屬公司、物業、廠房及設備之虧損及資產重組（詳情請參閱本公司日期為二零一八年二月十二日之公佈）產生之賠償。

匯兌收益／（虧損），淨額

本集團於二零一八年錄得匯兌收益約人民幣16,200,000元，而於二零一七年則錄得匯兌虧損約人民幣44,100,000元。匯兌收益乃主要由於年內港元兌人民幣貶值導致人民幣負債錄得匯兌收益。

所得稅抵免

所得稅抵免由二零一七年人民幣14,600,000元增加至二零一八年人民幣113,400,000元。

於二零一八年錄得遞延稅項抵免乃由於本集團預期將於出售番禺土地錄得收益。更多詳情，請參閱本公司日期為二零一八年二月十二日及二零一九年二月二十七日之公佈。

年內虧損

由於上文所述原因，本集團於二零一八年錄得虧損約人民幣498,900,000元（二零一七年：人民幣873,800,000元）。

MANAGEMENT DISCUSSION AND ANALYSIS

管理層討論與分析

LIQUIDITY AND FINANCIAL RESOURCES

The following table sets out certain information regarding the Group's consolidated statement of cash flows for the years ended 31 December 2017 and 2018:

		Year ended 31 December 截至十二月三十一日止年度	
		2018 二零一八年 RMB'000 人民幣千元	2017 二零一七年 RMB'000 人民幣千元
Net cash flows from operating activities	經營活動所得現金流量淨額	43,614	557,662
Net cash flows from/(used in) investing activities	投資活動所得／(所用)現金流量淨額	8,075	(211,064)
Net cash flows used in financing activities	融資活動所用現金流量淨額	(51,783)	(911,558)
Net decrease in cash and cash equivalents	現金及現金等價物減少淨額	(94)	(564,960)

NET CASH FLOWS FROM OPERATING ACTIVITIES

The Group's net cash inflows from operating activities decreased from approximately RMB557.7 million in 2017 to approximately RMB43.6 million in 2018. The decreased net cash inflows from operating activities were primarily due to the combined effect of (i) loss before taxation; (ii) decrease in inventories, pledged bank deposit, and other payables and accruals; and (iii) increase in trade receivables, prepayments, other receivables and other assets, contract liabilities and trade payables.

NET CASH FLOWS FROM/(USED IN) INVESTING ACTIVITIES

The Group's net cash flows used in investing activities of approximately RMB211.1 million in 2017 changed to net cash flows from investing activities of approximately RMB8.1 million in 2018. The change in net cash flows were mainly due to the combined effect of (i) disposal of property, plant and equipment and land, and receipt of government grant; and (ii) purchase of property, plant and equipment during the year.

流動資金及財務資源

下表載列有關本集團截至二零一七年及二零一八年十二月三十一日止年度的綜合現金流量表的若干資料：

經營活動所得現金流量淨額

本集團的經營活動所得現金流入淨額由二零一七年約人民幣557,700,000元，減至二零一八年約人民幣43,600,000元。經營活動所得現金流入淨額減少主要由於綜合以下影響所致：(i) 除稅前虧損；(ii) 存貨、已抵押銀行存款及其他應付款項及應計費用減少；及(iii) 貿易應收賬款、預付款項、其他應收款項及其他資產、合約負債及貿易應付賬款增加。

投資活動所得／(所用)現金流量淨額

本集團的投資活動所用現金流量淨額由二零一七年約人民幣211,100,000元變化至二零一八年投資活動所得現金流量淨額約人民幣8,100,000元。現金流量淨額變動主要由於綜合以下影響所致：(i) 年內出售物業、廠房及設備及土地，和政府補貼收入；及(ii) 年內購買物業、廠房及設備。

NET CASH FLOWS USED IN FINANCING ACTIVITIES

The Group's net cash flows used in financing activities decreased from approximately RMB911.6 million in 2017 to approximately RMB51.8 million in 2018. The net cash outflows were mainly resulted from the combined effect of (i) the borrowing of new interest-bearing loans and other borrowings and amounts due to a director of approximately RMB3,659.2 million and (ii) the repayment of bank loans, other borrowings and finance lease rental payment and its associated interest and payment of interest of approximately RMB3,711.0 million.

EXCHANGE RISK EXPOSURE

The Group mainly operates in the PRC and most of its operating transactions are settled in Renminbi except for export sales and overseas borrowings which are mostly denominated in US dollar. Most of its assets and liabilities are denominated in Renminbi. Although the Group may be exposed to foreign currency exchange risks, the Board does not expect that future currency fluctuations would materially impact the Group's operations. The Group did not adopt formal hedging policies nor instruments of foreign currency for managing the exchange risk exposure during the year ended 31 December 2018.

CAPITAL EXPENDITURE

For the year ended 31 December 2018, the Group invested approximately RMB22.5 million for the upgrading of property, plant and equipment. These capital expenditures were fully financed by internal resources and bank borrowings.

FINANCIAL GUARANTEE

As at 31 December 2018, the Group guaranteed RMB128.2 million (2017: RMB174.1 million) to certain purchasers of the Group's properties for mortgage facilities.

As at 31 December 2018, the Group guaranteed RMB538.9 million (2017: RMB217.8 million) to joint venture for banking facilities in Saudi Arabia of which RMB333.5 million (2017: RMB200.5 million) was utilized by the joint venture.

融資活動所用現金流量淨額

本集團的融資活動所用現金流量淨額由二零一七年約人民幣911,600,000元減少至二零一八年約人民幣51,800,000元。現金流出淨額主要綜合以下影響產生：(i) 新借計息貸款及其他借貸及應付董事款項約人民幣3,659,200,000元；及(ii) 償還銀行貸款、其他貸款及融資租賃租金付款及其相關利息及支付利息約人民幣3,711,000,000元。

外匯風險

本集團主要於中國經營，其大部分營運交易乃以人民幣結算，惟出口銷售及海外借貸大部分以美元計值，而其大部分資產及負債乃以人民幣計值。儘管本集團可能面對外匯風險，董事會預料日後匯率波動不會對本集團營運構成重大影響。截至二零一八年十二月三十一日止年度，本集團並無就管理外匯風險採用正式對沖政策或外幣工具。

資本開支

於截至二零一八年十二月三十一日止年度，本集團投資約人民幣22,500,000元更新物業、廠房及設備。該等資本開支全部以內部資源及銀行借貸支付。

金融擔保

於二零一八年十二月三十一日，本集團就按揭融資向本集團物業之若干買家作出為數人民幣128,200,000元（二零一七年：人民幣174,100,000元）之擔保。

於二零一八年十二月三十一日，本集團就沙特阿拉伯之銀行融資向合營公司作出為數人民幣538,900,000元（二零一七年：人民幣217,800,000元）之擔保，合營公司已使用當中人民幣333,500,000元（二零一七年：人民幣200,500,000元）。

MANAGEMENT DISCUSSION AND ANALYSIS

管理層討論與分析

PLEDGE OF ASSETS

The Group pledged certain property, plant and equipment, land use rights, time deposits, certain properties under development and completed properties held for sale with an aggregate net book value of approximately RMB833.4 million (2017: RMB1,477.5 million), RMB618.6 million (2017: RMB1,003.4 million), RMB426.6 million (2017: RMB413.7 million), RMB1,105.9 million (2017: RMB1,355.9 million) and RMB373.9 million (2017: nil) respectively as at 31 December 2018 to secure bank loans granted to the Group.

CAPITAL STRUCTURE, LIQUIDITY AND FINANCIAL RESOURCES

The Group's gearing ratio is calculated based on the sum of bank loans, other borrowings and short term notes divided by total assets. The gearing ratio of the Group as at 31 December 2018 and 2017 were approximately 62.5% and 57.3%, respectively.

On 27 April 2017, the Company entered into a note purchase agreement (the "Note Purchase Agreement") with an investment fund, pursuant to which the Company agreed to issue, and the investment fund agreed to purchase from the Company, HK\$155,000,000 8% notes due in April 2020 (the "Notes"). Pursuant to the Note Purchase Agreement, specific performance obligations (the "Specific Performance Obligations") are imposed on Mr. Chen Chang, the controlling shareholder of the Company, during the term of the Note Purchase Agreement including (i) Mr. Chen Chang, directly or indirectly, holds or owns more than 50% of the voting rights of the Company; or (ii) the controlling shareholder of the Company has management control of the Company. Any breach of the Specific Performance Obligations may constitute a breach under the Note Purchase Agreement, pursuant to which the investment fund is entitled to redeem the Notes immediately upon the occurrence of the breach in accordance with the terms and conditions of the Notes.

資產抵押

於二零一八年十二月三十一日，本集團以總賬面淨值分別約為人民幣833,400,000元（二零一七年：人民幣1,477,500,000元）、人民幣618,600,000元（二零一七年：人民幣1,003,400,000元）、人民幣426,600,000元（二零一七年：人民幣413,700,000元）、人民幣1,105,900,000元（二零一七年：人民幣1,355,900,000元）及人民幣373,900,000元（二零一七年：零）的若干物業、廠房及設備、土地使用權、定期存款及若干發展中物業及待售已完成物業作為本集團獲授的銀行貸款的抵押。

資本架構、流動資金及財務資源

本集團的資產負債比率乃按銀行貸款、其他借貸及短期融資券的總和除以資產總值計算。本集團於二零一八年及二零一七年十二月三十一日的資產負債比率分別約為62.5%及57.3%。

於二零一七年四月二十七日，本公司與投資基金訂立債券購買協議（「債券購買協議」），據此，本公司同意發行，及投資基金同意向本公司購買總額為155,000,000港元，年利息為8%，到期日為二零二零年四月的債券（「債券」）。根據債券購買協議，本公司控股股東陳昌先生須於債券購買協議期間履行特定責任（「特定責任」），包括(i)陳昌先生需（直接或間接）持有或擁有本公司50%以上投票權；或(ii)本公司控股股東需對公司有管理控制權。任何違反特定責任可能構成債券購買協議下的違約行為，據此，投資基金有權根據債券的條款及條件於違約事件發生時立即贖回債券。

MANAGEMENT DISCUSSION AND ANALYSIS

管理層討論與分析

As at 31 December 2018, the Group's total borrowings amounted to approximately RMB6,255.1 million, of which approximately 68% (2017: 35%) were long term borrowings and approximately 32% (2017: 65%) were short term borrowings. Included in the total borrowings, (i) there was a bank loan of RMB490 million that was overseas loan under domestic guarantee (內保外貸) which was secured by bank deposit in PRC; (ii) there was a shareholder's loan of RMB1.68 billion which was paid by Guangdong YueCai (as disclosed in the announcement dated 12 February 2018). Such shareholder's loan will be set-off against the consideration under a disposal agreement (as disclosed in the announcement dated 27 February 2019); (iii) loan of RMB1.47 billion in relation to the property development business. Net borrowings under steel pipe business was around RMB2,616.9 million. The Group had to finance its working capital of steel pipe business by short term borrowings as around 90% of the cost of sales was incurred on the procurement of steel plates and steel coils. Once the Group received sales proceeds from its customers, it would then repay the short term borrowings. Taking into account the Group's cash in hand and the available banking facilities of RMB86.4 million, the Group had sufficient liquidity and was in a strong financial position to repay its short term borrowings.

As at 31 December 2018, the current liabilities of the Group exceeded its current assets by approximately RMB39.7 million. Phase II of GDC has been pre-sold in order to increase the cashflow of the Group. The Group has sufficient cashflow to meet its short term obligations.

As at 31 December 2018, approximately 46% (2017: 61%) of the total borrowings were denominated in Renminbi, which carried interest rates linked to the benchmark lending rate published by the People's Bank of China; approximately 41% (2017: 15%) of the total borrowings were denominated in Renminbi which carried fixed interest rate; approximately 0% (2017: 0%) of the total borrowings were denominated in US dollar and HK dollar with interest rates linked to the London interbank offered rates for US dollar loans and Hong Kong interbank offered rates for HK dollar loans; and approximately 13% (2017: 24%) of the total borrowings were denominated in US dollar which carried fixed interest rate.

於二零一八年十二月三十一日，本集團的借貸總額約為人民幣6,255,100,000元，當中約68%（二零一七年：35%）為長期借貸及約32%（二零一七年：65%）為短期借貸。借貸總額包括：(i) 銀行貸款人民幣490,000,000元為內保外貸且由中國銀行存款作抵押；(ii) 由廣東粵財支付之股東貸款人民幣1,680,000,000元（誠如日期為二零一八年二月十二日之公佈所披露），相關股東貸款將由出售協議項下之代價抵銷（誠如日期為二零一九年二月二十七日之公佈所披露）；(iii) 有關物業發展業務之貸款人民幣1,470,000,000元。鋼管業務項下之借貸淨額為約人民幣2,616,900,000元。由於銷售成本約90%乃產生自採購鋼板及鋼卷，因此本集團須以短期借貸作其鋼管業務之營運資金。本集團一旦收到客戶的銷售所得款項，將償還短期借貸。經計及本集團之手頭現金，以及可動用的銀行融資人民幣86,400,000元，本集團有充足流動資金及強健的財務狀況，償還短期借貸。

於二零一八年十二月三十一日，本集團之流動負債超出其流動資產約人民幣39,700,000元。金龍城第二期已開始預售以增加本集團之現金流量。本集團擁有充足現金流量，可履行其短期責任。

於二零一八年十二月三十一日，借貸總額約46%（二零一七年：61%）以人民幣計值，按中國人民銀行公佈的基準貸款利率計息；借貸總額約41%（二零一七年：15%）以人民幣計值，按固定利率計息；借貸總額約0%（二零一七年：0%）以美元及港元計值，美元貸款的利率以倫敦銀行同業拆息為基準，而港元貸款則以香港銀行同業拆息為基準計息；及借貸總額約13%（二零一七年：24%）以美元計值，按固定利率計息。

SIGNIFICANT INVESTMENTS, MATERIAL ACQUISITIONS AND DISPOSALS OF SUBSIDIARIES, ASSOCIATES AND JOINT VENTURES

On 12 February 2018, the Group has entered into the Agreement with Guangdong Yuecai and Guangzhou Asset Management (collectively the “Investor”) in relation to the cooperation to facilitate the change of use of Land held by PCKSP from “industrial” to “residential and commercial” and the disposal of (actual and deemed) an aggregate of 59% of the equity interest in PCKSP to the Investor. Chu Kong Steel Pipe Group Co. Ltd (“CKSPG”) and the PCKSP shall complete an asset reorganisation, after which, the only asset held by the PCKSP shall be the Land. Pursuant to the Agreement, the Investor shall, by stages, (i) inject capital into PCKSP and acquire 19% of the equity interest in the PCKSP for RMB240 million; (ii) implement the asset reorganisation; (iii) apply for the change of use of the Land; and (iv) acquire 40% of the equity interest in PCKSP from the CKSPG for a consideration equivalent to 40% of the fair value of the Land (after the change of use of the Land).

The very substantial disposal in relation to disposal of 59% equity interest of PCKSP has been approved by the shareholders of the Company in extraordinary general meeting held on 19 April 2018.

The capital injection under the Agreement has been completed on 12 October 2018. Guangdong Yuecai has made capital injection into PCKSP in the amount of RMB240 million and acquired 19% of the registered capital of PCKSP (on enlarged basis). Following the completion of the capital injection, PCKSP is now held as to 20% by Guangdong Yuecai and 80% by CKSPG.

Except the above, the Group had no other material acquisitions or disposals during the year.

主要投資、重大收購及出售附屬公司、聯營公司及合營公司

於二零一八年二月十二日，本集團與廣東粵財及廣州資產管理（統稱「投資方」）訂立該協議，內容有關合作將番禺珠江鋼管所持該土地之用途由「工業」改為「住宅及商業」，以及向投資方出售（實際及視作）番禺珠江鋼管合計59%股權。珠江鋼管集團有限公司（「珠江鋼管集團」）及番禺珠江鋼管將完成資產重組，完成後，番禺珠江鋼管持有的唯一資產為該土地。根據該協議，投資方將分階段 (i) 以人民幣240,000,000元向番禺珠江鋼管注入資本及認購番禺珠江鋼管19%股權；(ii) 進行資產重組；(iii) 申請更改該土地用途；及 (iv) 向珠江鋼管集團收購番禺珠江鋼管40%股權，代價相等於更改該土地用途後該土地公平值的40%。

有關出售番禺珠江鋼管59%股權之非常重大出售已經獲本公司股東於二零一八年四月十九日舉行之股東特別大會上批准。

該協議項下之注資已經於二零一八年十月十二日完成。廣東粵財已向番禺珠江鋼管注資人民幣240,000,000元，並已獲得番禺珠江鋼管經擴大註冊資本的19%。完成注資後，番禺珠江鋼管現由廣東粵財持有20%及由珠江鋼管集團持有80%。

除上述者外，年內本集團概無其他重大收購或出售。

MANAGEMENT DISCUSSION AND ANALYSIS

管理層討論與分析

EVENT AFTER THE REPORTING PERIOD

On 27 February 2019, the Group has entered into the disposal agreement (the “Disposal Agreement”) with Guangzhou Xingchen Consultation Company Limited (廣州星辰諮詢有限公司) (“Xingchen”), Guangdong Yuecai and Guangzhou Asset Management in relation to (i) the nomination of Xingchen by the Guangzhou Asset Management under the terms of the Agreement as its nominee to acquire 40% equity interest of PCKSP; and (ii) the disposal of the remaining 40% equity interest of PCKSP to Xingchen, for a total consideration of RMB2,448 million with a possible payment of the premium of RMB272 million. The transactions contemplated under the Disposal Agreement will be subject to the approval of shareholders in extraordinary general meeting to be held on 16 April 2019. In the event the Disposal Agreement lapses, the Agreement will remain effective. Details of the above were disclosed in the Company’s announcement and circular dated 27 February 2019 and 26 March 2019 respectively.

Apart from the above, there were no significant events subsequent to 31 December 2018 which would materially affect the Group’s operating and financial performance as of the date of this report.

EMPLOYEE AND REMUNERATION POLICY

For the year ended 31 December 2018, staff costs (including Directors’ remuneration in the form of salaries and other benefits) were approximately RMB155.4 million (2017: RMB178.0 million).

The Group remunerates its employees based on their performance, experience and prevailing industry practice. The emoluments of the Directors are recommended by the Remuneration Committee and are decided by the Board, having regard to the Group’s operating results, individual performance and comparable market statistics. Competitive remuneration package is offered to retain elite employees. Our package includes salaries, medical insurance, discretionary bonuses, on-job training, other benefits as well as mandatory provident funds schemes for employees in Hong Kong and state-managed retirement benefit schemes for employees in the PRC. Pursuant to the Company’s share option scheme and share award scheme, options to subscribe respectively for shares in the Company or share awards of the Company may be granted to eligible employees. No share option or share award was granted under the share option scheme or share award scheme during the year ended 31 December 2018.

報告期後事項

於二零一九年二月二十七日，本集團已與廣州星辰諮詢有限公司（「星辰」）、廣東粵財及廣州資產管理訂立出售協議（「出售協議」），內容有關(i)廣州資產管理根據該協議條款提名星辰作為其被提名人，以收購番禺珠江鋼管的40%股權；及(ii)向星辰出售番禺珠江鋼管的餘下40%股權，總代價為人民幣2,448,000,000元，可能支付溢價為人民幣272,000,000元。出售協議項下之擬進行交易將待股東於二零一九年四月十六日舉行之股東特別大會上批准後方可作實。倘出售協議失效，該協議將仍具效力。上述之詳情於本公司日期分別為二零一九年二月二十七日之公佈及二零一九年三月二十六日之通函中披露。

除上文所述者外，二零一八年十二月三十一日後並無發生可對本集團截至本報告日期之經營及財務表現構成重大影響的重大事項。

僱員及薪酬政策

截至二零一八年十二月三十一日止年度，員工成本（包括薪金及其他福利形式的董事酬金）約為人民幣155,400,000元（二零一七年：人民幣178,000,000元）。

本集團根據員工的表現、經驗及現時行業慣例釐定員工的薪酬，並提供優厚酬金組合吸引優秀員工留效。董事的酬金乃經薪酬委員會提供推薦建議及由董事會考慮本集團的營運業績、個人表現及可資比較的市場統計數據後釐定。酬金組合包括薪金、醫療保險、酌情花紅、在職培訓、其他福利以及有關香港員工的強制性公積金計劃及有關中國員工的國營退休福利計劃。根據本公司之購股權計劃及股份獎勵計劃，認購本公司股份之購股權或本公司之股份獎勵可分別授予合資格僱員。於截至二零一八年十二月三十一日止年度，概無分別根據購股權計劃或股份獎勵計劃授出購股權或股份獎勵。

MANAGEMENT DISCUSSION AND ANALYSIS

管理層討論與分析

As at 31 December 2018, the Group had a total of 1,110 full time employees (2017: 1,600 employees). The following set forth the total number of our staff by functions:

於二零一八年十二月三十一日，本集團共有1,110名全職僱員（二零一七年：1,600名僱員）。下文載列按職能劃分的員工總數：

		2018 二零一八年	2017 二零一七年
Management	管理	149	170
Production and logistics	生產及物流	508	721
Sales and marketing	銷售及市場推廣	31	38
Finance	財務	31	34
Quality control	質量控制	47	66
R&D	研發	12	67
Procurement	採購	12	22
General administration and others	一般行政及其他	320	482
Total	合計	1,110	1,600

FUTURE PLANS AND PROSPECTS

In 13th Five-Year Plan for Natural Gas Development, the PRC government has made it clear that the “13th Five-Year” will be an important era for the development of natural gas network of the nation, and the state will coordinate the supply of overseas and domestic gas resources and the gas demand of different regions for their economic development and will support the investment and construction activities in respect of natural gas pipelines by all participants. In the strategic pathway in Northwest China, the construction focus will be put on the Pipeline III (middle section), Pipeline IV, Pipeline V of West-East Gas Pipeline Project and to improve the D Line of Central Asia-China Gas Pipeline. The focus in the strategic pathway in Northeast China will be Sino-Russian East-Route Natural Gas Pipeline. The focus in the strategic pathway in Southwest China will be the branch pipelines of China-Myanmar Natural Gas Pipeline which are to supply gas to Yunnan, Guizhou, Guangxi, Sichuan, etc. The construction of LNG terminals and ancillary pipeline network will be accelerated to facilitate the import of gas by sea. In addition, the government has also put forward a plan of constructing trunk line network, including Sichuan-East Gas Pipeline II, Ordos-Anping-Cangzhou Pipeline, Qingdao-Nanjing Pipeline and national trunk pipelines which supply gas to cities along the midstream of Yangtze River. Regional pipeline networks and inter-connected networks include Zhongwei-Jingbian, Puyang-Baoding, Dongxianpo-Yanshan, Wuqing-Tongzhou, Haikou-Xuwen, Jianping-Chifeng, Hangjinqi-Yinchuan, Chongqing-Guizhou-Guangxi, Weiyuan-Rongchang-Nanchuan-Fuling pipelines the construction of which have been completed. More resources will be invested in the construction of intra-provincial branch gas pipelines to extend market coverage.

未來計劃及前景

中國政府在《天然氣發展「十三五」規劃》說明「十三五」是我國天然氣管網建設的重要發展期，要統籌國內外天然氣資源和各地區經濟發展需求，鼓勵各種主體投資建設天然氣管道。在西北戰略通道重點建設西氣東輸三線（中段）、四線、五線，及完善中亞D線建設工作。東北戰略通道重點建設中俄東線天然氣管道。西南戰略通道重點建設中緬天然氣管道向雲南、貴州、廣西、四川等地供氣支線。海上進口通道重點加快LNG接收站配套管網建設。另外，政府亦提出要建設幹線管網：川氣東送二線、鄂爾多斯—安平—滄州管道、青島—南京管道、國家主幹管道向長江中游城市群供氣支線等。區域管網和互聯互通管道：建成中衛—靖邊、濮陽—保定、東仙坡—燕山、武清—通州、海口—徐聞、建平—赤峰、杭錦旗—銀川、重慶—貴州—廣西、威遠—榮昌—南川—涪陵等天然氣管道；加強省內供氣支線建設，擴大市場覆蓋範圍。

MANAGEMENT DISCUSSION AND ANALYSIS

管理層討論與分析

In the future, we will develop more customers under “The Belt and Road Initiative” and more international oil company customers. In light of the positive effects brought by the government’s policy of promoting the use of natural gas to the domestic market, we expect the demand for steel pipes will rebound. In fact, the “13th Five-Year Plan” for oil and gas pipeline networks has been launched, in which it is expected that by 2020, the crude oil pipelines, refined oil pipelines and natural gas pipelines would reach 32,000 km, 33,000 km and 104,000 km, respectively, and by 2025, the national oil and gas pipeline network would reach 240,000 km with further expanded coverage, optimized structure and significantly improved capacity of reserve and transmission. And there are 6 crude oil pipelines and 8 new refined oil pipelines to be constructed under the plan. Therefore, there would be another golden era for the development of oil and gas pipelines during the “13th Five-Year Plan”.

Taking becoming a global leading steel pipe manufacturer as our long-term strategic target, the Group will seize the current opportunities of oil and gas development projects to expand our customer base and market share through bidding for global oil and gas projects and will also continue to leverage its strengths in the steel pipe industry to obtain more orders.

我們未來會開拓更多「一帶一路」的客戶及國際石油公司客戶。國內市場受國家普及天然氣使用政策影響，我們預計鋼管需求可能強勢反彈。事實上，油氣管網的「十三五」發展規劃已出台。按照規劃，到二零二零年原油管道、成品油管道、天然氣管道3種管道里程將分別達到3.2萬公里、3.3萬公里、10.4萬公里。到二零二五年，全國油氣管網規模將達到24萬公里，網路覆蓋進一步擴大，結構更加優化，儲運能力大幅提升。根據「十三五」原油管道規劃會建設六條、成品油管道規劃新建八條，將是油氣管道發展的黃金時期。

本集團會把握現時石油天然氣項目的機遇，通過競投全球油氣及工程項目，拓大客源及市場，繼續發揮本集團在鋼管行業的優勢，爭取更多的項目訂單，以成為全球領先的鋼管製造商為長期戰略目標。

PROFILE OF DIRECTORS AND SENIOR MANAGEMENT

董事及高級管理層履歷

EXECUTIVE DIRECTORS

Mr Chen Chang (陳昌)

Mr CHEN Chang (陳昌), aged 73, is the chief executive officer and the chairman of the Board and also a member of the Nomination Committee and Remuneration Committee of the Company. Mr Chen is the father of Ms Chen Zhao Nian and Ms Chen Zhao Hua (both being the executive Directors). Being the founder of the Group, Mr Chen is primarily responsible for the overall management and strategic planning and business development of the Group. Mr Chen has over 50 years of experience in areas related to woodwork, machine tool equipment and lift/escalator equipment and has accumulated abundant experience and knowledge in the mechanical and electrical industry. Mr Chen graduated from the graduate school of Sun Yat-Sen University* (中山大學) in Guangdong Province in October 1995 majoring in decision management.

Mr Chen has been appointed by several steel pipe related associations and organisations for various positions, including:

- Member of the Fourth Session of Welded Steel Pipe Academic Committee of the Steel Rolling Branch Association of the Chinese Society for Metals* (中國金屬學會軋鋼分會第四屆焊接鋼管學術委員會會員) (2001)
- Vice president of the China Township Enterprises Association* (中國鄉鎮企業協會副會長) (2004, 2008)
- Vice chairman of the 4th and 5th sessions of the board of directors of the China Steel Construction Society and the Steel Pipe Branch Association* (中國鋼結構協會鋼管分會第四屆理事會及第五屆理事會副理事長) (2004, 2008)
- Vice chairman of the 4th, 5th and 6th consecutive council of the Cold-formed Steel Sub-committee of the China Steel Structure Association* (中國鋼結構協會冷彎型鋼分會第四、五、六屆理事會副理事長) (2004, 2005 and 2010)
- Vice president of the Metallurgical Chamber of Commerce of the All-China Federation of Industry & Commerce* (中華全國工商業聯合會冶金商會副會長) (2006)

* Unofficial transliteration from Chinese name for identification purposes only

執行董事

陳昌先生

陳昌先生，73歲，為行政總裁兼董事會主席，並為本公司提名委員會及薪酬委員會的成員。陳先生為陳兆年女士及陳兆華女士（均為執行董事）的父親。陳先生作為本集團創辦人，主要負責本集團的整體管理、策略規劃及業務發展。陳先生從事與木製品、機床設備及升降機／電梯設備有關領域的工作逾五十年，積累了有關機電行業的豐富經驗及知識。於一九九五年十月，陳先生自廣東省中山大學研究生院畢業，主修決策管理。

陳先生獲若干鋼管相關聯會及組織委任多個職務，包括：

- 中國金屬學會軋鋼分會第四屆焊接鋼管學術委員會會員（二零零一年）
- 中國鄉鎮企業協會副會長（二零零四年、二零零八年）
- 中國鋼結構協會鋼管分會第四屆理事會及第五屆理事會副理事長（二零零四年、二零零八年）
- 中國鋼結構協會冷彎型鋼分會第四、五、六屆理事會副理事長（二零零四年、二零零五年及二零一零年）
- 中華全國工商業聯合會冶金商會副會長（二零零六年）

PROFILE OF DIRECTORS AND SENIOR MANAGEMENT

董事及高級管理層履歷

Mr Chen has received various awards, honours qualifications, including:

- Honoured by the Ministry of Commerce, Industry and Energy of the Republic of Korea for his contributions to Korean economic development through trade revitalisation (2004)
- Excellent Entrepreneur in Chinese Private Technology Enterprises awarded by the All-China Federation of Industry & Commerce* (中華全國工商業聯合會評為中國優秀民營科技企業家) (2004)
- Awarded the First Prize of Science and Technology Awards by the Guangzhou Municipality People's Government* (廣州市人民政府評為科學技術獎一等獎得主) (2007)
- Awarded as authority expert of welded pipe industry by the Chinese International Authority Expert's Association* (中國國際權威專家協會評為焊管行業權威專家) (2007)
- The invention of "three-roller forming technology and equipment" was awarded the gold prize in the Sixth Session of International Exhibition of Inventions and outstanding award by the Guangdong Provincial Bureau of Personnel and the Guangdong Province Intellectual Property Department* (發明三輓成型工藝及設備並在第六屆國際發明展覽會上榮獲金獎及獲廣東省人事廳及廣東省知識產權局評為優秀獎) (2008)
- Outstanding Individual in Earthquake Relief in Guangzhou* (廣州市抗震救災先進個人) (2008)
- The Fourth Invention and Entrepreneur Award by the China Steel Association* (中國鋼鐵協會第四屆「發明創業獎») (2009)
- Guangzhou Model Labour* (廣州市勞動模範) (2009)
- First Prize of Science and Technology Award in Guangdong Province (廣東省科學技術獎一等獎) for the research and development of LSAW manufacturing process and technology and its series of products (2010)

陳先生獲頒多個獎項及榮譽資格，包括：

- 通過貿易振興為韓國經濟發展做出貢獻，故獲大韓民國工商及能源部表彰 (二零零四年)
- 中華全國工商業聯合會評為中國優秀民營科技企業家 (二零零四年)
- 廣州市人民政府評為科學技術獎一等獎得主 (二零零七年)
- 中國國際權威專家協會評為焊管行業權威專家 (二零零七年)
- 發明三輓成型工藝及設備並在第六屆國際發明展覽會上榮獲金獎及獲廣東省人事廳及廣東省知識產權局評為優秀獎 (二零零八年)
- 廣州市抗震救災先進個人 (二零零八年)
- 中國鋼鐵協會第四屆「發明創業獎」 (二零零九年)
- 廣州市勞動模範 (二零零九年)
- 直縫埋弧焊管工藝技術及系列產品研究開發獲得廣東省科學技術獎一等獎 (二零一零年)

* Unofficial transliteration from Chinese name for identification purposes only

PROFILE OF DIRECTORS AND SENIOR MANAGEMENT

董事及高級管理層履歷

- Guangzhou Outstanding Entrepreneur* (廣州市優秀企業家) (2011)
- Nationwide Outstanding Entrepreneur* (全國優秀企業家) (2012)
- Guangzhou Outstanding Contribution Award for Science and Technology* (廣州市科學技術突出貢獻獎) (2012)
- Outstanding Industrial Province of Science and Technology in the PRC's iron and steel industry* (中國鋼鐵工業優秀科技工業者) (2012)
- Guangzhou Figure of Focus* (羊城光彩人物) (2012)
- The Outstanding Entrepreneur for the Competition of the Top 10 Guangzhou Construction Project in 2012* (2012年度廣東省十項工程勞動競賽模範企業家) (2013)
- Outstanding Contribution Award for Innovation in Guangzhou* (廣州科技創新聯盟突出貢獻獎) (2013)
- Top 10 Guangdong Economic Influential Individuals in 2013* (2013年廣東十大經濟風雲人物)
- Nationwide "May 1st" Labour Award* (全國五一勞動獎章) (2014)
- Gold Prize of the 8th International Invention Exhibition* (第八屆國際發明會金獎) (2014)
- 14th World Outstanding Chinese Award* (第十四屆世界傑出華人獎) (2015)
- National Model Worker* (全國勞動模範) (2015)
- Guangzhou Entrepreneurial Entrepreneur for 30 years* (廣州創業30年功勳企業家) (2016)
- Gold Prize of the 19th International Invention Exhibition* (第十九屆國際發明金獎) (2016)
- 廣州市優秀企業家 (二零一一年)
- 全國優秀企業家 (二零一二年)
- 廣州市科學技術突出貢獻獎 (二零一二年)
- 中國鋼鐵工業優秀科技工業者 (二零一二年)
- 羊城光彩人物 (二零一二年)
- 2012年度廣東省十項工程勞動競賽模範企業家 (二零一三年)
- 廣州科技創新聯盟突出貢獻獎 (二零一三年)
- 2013年廣東十大經濟風雲人物
- 全國五一勞動獎章 (二零一四年)
- 第八屆國際發明會金獎 (二零一四年)
- 第十四屆世界傑出華人獎 (二零一五年)
- 全國勞動模範 (二零一五年)
- 廣州創業30年功勳企業家 (二零一六年)
- 第十九屆國際發明金獎 (二零一六年)

* Unofficial transliteration from Chinese name for identification purposes only

PROFILE OF DIRECTORS AND SENIOR MANAGEMENT

董事及高級管理層履歷

- Yu Shan Outstanding Contribution Award* (禺山卓越貢獻獎) (2016)
- 2016 Guangzhou Industry Leader* (2016年度廣州市產業領軍人才) (2017)
- The Most Socially Responsible Entrepreneur in Guangzhou* (廣州最具社會責任感企業家) (2017)
- Top Ten Economic Persons in Guangzhou* (廣州十大經濟風雲人物) (2018)
- 禺山卓越貢獻獎 (二零一六年)
- 2016年度廣州市產業領軍人才 (二零一七年)
- 廣州最具社會責任感企業家 (二零一七年)
- 廣州十大經濟風雲人物 (二零一八年)

As at the date of this annual report, Mr Chen is the sole director and sole shareholder of Bournam Profits Limited, which is interested in 701,911,000 shares of the Company. Together with Mr Chen's personal interest of 4,350,000 shares of the Company, Mr Chen has a total interest of 706,261,000 shares of the Company.

於本年報日期，陳先生為Bournam Profits Limited的唯一董事及唯一股東，而Bournam Profits Limited於本公司701,911,000股股份中擁有權益。連同陳先生於本公司4,350,000股股份中擁有的個人權益，陳先生於本公司合共706,261,000股股份中擁有權益。

Ms Chen Zhao Nian (陳兆年)

Ms CHEN Zhao Nian (陳兆年), aged 42, is an executive Director. She is the daughter of Mr Chen Chang (being chairman of the Board and an executive Director) and also the sister of Ms Chen Zhao Hua (being executive Director). Ms Chen is primarily responsible for the daily management and operations of the Group. Ms Chen joined the Group in October 2002 as vice general manager after her graduation. Ms Chen obtained her bachelor's degree in arts from the University of Central Lancashire in the United Kingdom in June 2000 and her master's degree in accounting from Leeds Metropolitan University in the United Kingdom in October 2002. Ms. Chen has taken up the following public duties and has received the following awards:

陳兆年女士

陳兆年女士，42歲，為執行董事。彼為陳昌先生（董事會主席及執行董事）的女兒及陳兆華女士（執行董事）的姐姐。陳女士主要負責本集團日常管理及營運。陳女士畢業後，於二零零二年十月加入本集團擔任副總經理。陳女士於二零零零年六月獲英國中央蘭開夏大學文學士學位及於二零零二年十月獲英國裡茲都市大學會計專業碩士學位。陳女士擔任下列公職，並獲頒以下獎項：

* Unofficial transliteration from Chinese name for identification purposes only

PROFILE OF DIRECTORS AND SENIOR MANAGEMENT

董事及高級管理層履歷

public duties:

- Member of the Standing Committee of 16th Session of NPC in Panyu, Guangzhou* (廣州市番禺區第十六屆人大常委) (2011)
- Executive member of the Guangzhou Glory Society* (廣州市光彩事業促進會理事) (2012)
- Vice chairwoman of the Federation of Industry & Commerce in Panyu District of Guangzhou* (廣州市番禺區工商業聯合會的副主席) (2012)
- President of the Youth Association of Panyu Merchants and Entrepreneurs in Panyu District* (番禺區禺商創業青年協會會長) (2012)
- Member of the 12th Executive Committee for Guangzhou Women* (廣州市婦女第十二屆執行委員會委員) (2012)
- Chairlady of the Guangzhou Association of Women Entrepreneurs* (廣州市女企業家協會會長) (2013)
- Representative of Guangzhou in the 11th All-China Women Federation Conference* (中華全國婦女聯合會第十一屆會議廣州代表) (2013)
- Committee member of the Guangzhou Committee of the 12th Chinese People's Political Consultative Conference* (中國人民政治協商會議第十二屆廣州市委員會委員) (2014)
- Guangzhou Deputy Director of the Federation of Young Entrepreneurs Committee* (廣州市工商聯青年企業家委員會常務副主任) (2014)
- Committee member of the 12th Guangdong Provincial Women's Federation, the Executive Committee* (廣東省婦聯第十二屆執委會常務委員) (2014)
- Vice President of Guangdong Province Private Enterprises Investment Development Association* (廣東省民營企業投資發展促進會副會長) (2015)

公職:

- 廣州市番禺區第十六屆人大常委(二零一一年)
- 廣州市光彩事業促進會理事(二零一二年)
- 廣州市番禺區工商業聯合會的副主席(二零一二年)
- 番禺區禺商創業青年協會會長(二零一二年)
- 廣州市婦女第十二屆執行委員會委員(二零一二年)
- 廣州市女企業家協會會長(二零一三年)
- 中華全國婦女聯合會第十一屆會議廣州代表(二零一三年)
- 中國人民政治協商會議第十二屆廣州市委員會委員(二零一四年)
- 廣州市工商聯青年企業家委員會常務副主任(二零一四年)
- 廣東省婦聯第十二屆執委會常務委員(二零一四年)
- 廣東省民營企業投資發展促進會副會長(二零一五年)

* Unofficial transliteration from Chinese name for identification purposes only

PROFILE OF DIRECTORS AND SENIOR MANAGEMENT

董事及高級管理層履歷

- Vice President of Guangdong Province Association of Women Entrepreneurs* (廣東省女企業家協會副會長) (2015)
- Executive Vice President of Guangdong Province Association of Public Affairs* (廣東省致福公益促進會常務副會長) (2015)
- Vice President of Guangzhou Taxpayers Association* (廣州市納稅人協會副會長) (2015)
- Representative of the 15th People's Congress of Guangzhou City* (廣州市第十五屆人民代表大會代表) (2016)
- President of Guangdong Women and Children's Fund* (廣東省婦女兒童基金會理事長) (2017)
- Member of the 12th Executive Committee for National Women's Federation* (全國婦聯第十二屆執行委員會委員) (2018)
- 廣東省女企業家協會副會長(二零一五年)
- 廣東省致福公益促進會常務副會長(二零一五年)
- 廣州市納稅人協會副會長(二零一五年)
- 廣州市第十五屆人民代表大會代表(二零一六年)
- 廣東省婦女兒童基金會理事長(二零一七年)
- 全國婦聯第十二屆執行委員會委員(二零一八年)

awards:

- the 8th Civilised Family with Five Distinctive Merits by the All-China Women's Federation* (中華全國婦女聯合會第八屆五好文明家庭) (2012)
- Female Pace Setter with Great Contribution (National Level)* (全國巾幗建功標兵) (2013)
- Most Charismatic Woman in 60 years of Guangzhou Loving Hearts* (感動廣州60年最具魅力女性) (2013)
- Guangzhou Outstanding Entrepreneur Honors* (廣州市優秀企業家) (2013)
- Guangdong Outstanding Women Entrepreneur Honours* (廣東省“優秀女企業家”) (2013)
- March 8th Flag Bearer* of Guangzhou* (廣州市“三八紅旗手”) (2010-2013)
- Outstanding Women Entrepreneur* (傑出創業女性) (2014)
- Guangdong Province Top Ten Outstanding Scholarly Home* (廣東省“十大優秀書香之家”) (2014)
- 中華全國婦女聯合會第八屆五好文明家庭(二零一二年)
- 全國巾幗建功標兵(二零一三年)
- 感動廣州60年最具魅力女性(二零一三年)
- 廣州市優秀企業家(二零一三年)
- 廣東省「優秀女企業家」(二零一三年)
- 廣州市「三八紅旗手」(二零一零年至二零一三年)
- 傑出創業女性(二零一四年)
- 廣東省「十大優秀書香之家」(二零一四年)

* Unofficial transliteration from Chinese name for identification purposes only

PROFILE OF DIRECTORS AND SENIOR MANAGEMENT

董事及高級管理層履歷

- Ten Outstanding Young Entrepreneur* (十佳優秀青年企業家) (2015)
- Guangdong Top Ten “Charity Contribution Award”* (廣東十佳“慈善奉獻獎”) (2015)
- Top 10 Guangdong Business New Individuals in 2015* (2015廣東商界十大新銳人物) (2016)
- Diamond Award of Charity Figures* (2016年度慈善人物鑽石獎) (2016)
- Guangzhou New Generation Outstanding Entrepreneur* (廣州新生代優秀企業家) (2016)
- Outstanding CEO (2016年度傑出CEO) (2016)
- the 1st National Civilized Family* (第一屆全國文明家庭) (2016)
- Award of 2nd Bauhinia Women Entrepreneur* (第二屆紫荊女企業家獎) (2017)
- 2017 District “Industry Talent Urgently Needed Shortage”* (2017年度區「產業急需緊缺人才」稱號) (2017)
- Panyu District Integrity Family Award* (番禺區廉潔家庭獎) (2018)
- Top 10 Guangzhou Most Beautiful Philanthropist Families* (2018年度廣州市十大最美慈善家庭) (2018)
- 十佳優秀青年企業家 (二零一五年)
- 廣東十佳「慈善奉獻獎」 (二零一五年)
- 2015廣東商界十大新銳人物 (二零一六年)
- 2016年度慈善人物鑽石獎 (二零一六年)
- 廣州新生代優秀企業家 (二零一六年)
- 2016年度傑出CEO (二零一六年)
- 第一屆全國文明家庭 (二零一六年)
- 第二屆紫荊女企業家獎 (二零一七年)
- 2017年度區「產業急需緊缺人才」稱號 (二零一七年)
- 番禺區廉潔家庭獎 (二零一八年)
- 2018年度廣州市十大最美慈善家庭 (二零一八年)

Ms Chen Zhao Hua (陳兆華)

Ms CHEN Zhao Hua (陳兆華), aged 40, is an executive Director. She is the daughter of Mr Chen Chang (being the Chairman of the Company and executive Director) and also the sister of Ms Chen Zhao Nian (being executive Director). Ms Chen is primarily responsible for handling domestic and overseas marketing activities, sales and business relationships with customers as well as sales agents. Ms Chen joined the Group in December 2002 after her graduation. Ms Chen obtained a bachelor's degree in international business from the University of Lancashire, the United Kingdom in June 2001, a master's degree in international business Law from the University of Nottingham, the United Kingdom in December 2002 and a master's degree in business administration of senior management from University of Tsinghua, Beijing, the PRC in June 2016. Ms Chen is the executive vice president of the Guangdong International Overseas Chinese Chamber of Commerce.

* Unofficial transliteration from Chinese name for identification purposes only

陳兆華女士

陳兆華女士，40歲，執行董事，為陳昌先生（本公司主席及執行董事）的女兒及陳兆年女士（執行董事）的妹妹。陳女士主要負責國內和海外市場銷售活動、處理與客戶及銷售代理的業務關係。陳女士畢業後，於二零零二年十二月加入本集團。陳女士於二零零一年六月獲英國蘭開夏大學國際貿易學士學位，於二零零二年十二月自英國諾丁漢大學獲得國際商法碩士學位(LLM)及於二零一六年六月獲中國北京清華大學高級管理人員工商管理碩士(EMBA)學位。陳女士為廣東國際華商會常務副會長。

PROFILE OF DIRECTORS AND SENIOR MANAGEMENT

董事及高級管理層履歷

INDEPENDENT NON-EXECUTIVE DIRECTORS

Mr Chen Ping (陳平)

Mr CHEN Ping (陳平), aged 53, was appointed as an independent non-executive Director on 23 January 2010. Mr Chen is also the chairman of the Nomination Committee and a member of the Audit Committee and Remuneration Committee of the Company. Mr Chen graduated from the Jinan University, the PRC in 1984 majoring in finance and later obtained a doctoral degree in finance in Nankai University, the PRC in December 1990. Mr Chen has lectured at the Lingnan College, Sun Yat-Sen University for more than 28 years in Guangdong Province, the PRC, teaching international finance. He is currently the head of Marine Economic Research Centre of Sun Yat-Sen University (海洋經濟研究中心). Mr Chen also assumed various posts in societies and clubs concerning economics and finance, such as a council member at International Finance Society of China* (中國國際金融學會), International Finance Society* (國際金融學會) and China Society of World Economics* (中國世界經濟學會). Mr Chen is also engaged in academic researches with focuses on finance theories and policies, global economics and so forth, and has published a number of essays and publications. As an experienced professor, Mr Chen has won various awards for the lecture materials used and also for the essays published. In 1997, Mr Chen's teaching materials entitled International finance* (《國際金融》) was awarded National Educational Achievement Award – Second Class* (國家教學成果二等獎) by the Committee of Education of the PRC. In May 2002, Mr Chen's paper entitled Study on the effect of merger and acquisition of listed companies on wealth* (《上市公司兼併與收購的財富效應研究》) was selected for the Best Paper Award of the 9th Global Finance Association Annual Conference by the 9th GFA Annual Conference Program Committee. In 2005, Mr Chen's teaching and research achievements entitled Exploration and practice of educational internationalisation* (《教學國際化的探索與實踐》) was awarded Guangdong Province Educational Achievement Award – First Class* (廣東省教學成果一等獎). In 2006, Mr Chen was selected as talented person for Ministry of Education New Century Outstanding Person Support Scheme* (教育部新世紀優秀人才支持計劃). In 2007, Mr Chen received Bao Steel Outstanding Teacher Award* (寶鋼·花旗優秀教師獎). Mr Chen was an independent director of Guangzhou Zhujiang Brewery Group Co., Ltd.* (廣州珠江啤酒股份有限公司), a company listed on the Shenzhen Stock Exchange with effect from 10 October 2016. Mr Chen was an independent director of Rising Nonferrous Metals Share Co., Ltd.* (廣晟有色金屬股份有限公司), a company listed on the Shanghai Stock Exchange, and resigned from such post with effect from 13 April 2015. Mr Chen was an independent director of Guangdong By-health Biotechnology Co., Ltd.* (廣東湯臣倍健生物科技股份有限公司), a company listed on the Shenzhen Stock Exchange, and resigned from such post with effect from 25 September 2014.

獨立非執行董事

陳平先生

陳平先生，53歲，於二零一零年一月二十三日獲委任為獨立非執行董事。陳先生亦為本公司提名委員會主席，以及審核委員會及薪酬委員會的成員。陳先生於一九八四年畢業於中國暨南大學金融系，之後於一九九零年十二月獲得中國南開大學金融學博士學位。陳先生於中國廣東省中山大學嶺南學院任教國際金融逾二十八年。彼現為中山大學海洋經濟研究中心主任。陳先生亦於相關經濟及金融協會及會社擔任多種職務，如擔任中國國際金融學會、國際金融學會及中國世界經濟學會常務理事。陳先生的學術研究致力於金融理論及政策，全球經濟等方面，並出版若干論文及刊物。作為一位經驗豐富的教授，陳先生獲得多種與授課材料及論文有關的獎項。於一九九七年陳先生所編製的教材《國際金融》獲中國教育部授予國家教學成果二等獎。二零零二年五月，陳先生的論文《上市公司兼併與收購的財富效應研究》獲全球金融學會第九屆年會論文評選委員會評為全球金融學會第九屆年會優秀論文獎。二零零五年，陳先生編製的教研成果《教學國際化的探索與實踐》榮獲廣東省教學成果一等獎。二零零六年，陳先生入選教育部新世紀優秀人才支持計劃。二零零七年，陳先生榮獲寶鋼·花旗優秀教師獎。陳先生為廣州珠江啤酒股份有限公司（一間於二零一六年十月十日起於深圳證券交易所上市的公司）的獨立董事。陳先生為廣晟有色金屬股份有限公司（一間於上海證券交易所上市的公司）的獨立董事，並於二零一五年四月十三日起辭去有關職務。陳先生為廣東湯臣倍健生物科技股份有限公司（一間於深圳證券交易所上市的公司）的獨立董事，並於二零一四年九月二十五日起辭去有關職務。

* Unofficial transliteration from Chinese name for identification purposes only

PROFILE OF DIRECTORS AND SENIOR MANAGEMENT

董事及高級管理層履歷

Mr See Tak Wah (施德華)

Mr SEE Tak Wah (施德華), aged 55, was appointed as an independent non-executive Director on 23 January 2010. Mr See is also the chairman of the Audit Committee of the Company. Mr See graduated from the Management School of Waikato University in New Zealand with first class honours in Bachelor of Management Studies. He is a member of the Institute of Chartered Accountants of Australia and New Zealand, a member of the Hong Kong Institute of Certified Public Accountants and a fellow member of the Hong Kong Institute of Directors. Mr See has over 33 years of experience in financial and general management as he previously worked as the regional business controller of Nokia Mobile Phones Asia Pacific, the managing director of Nokia Mobile Phones Hong Kong, the chief operating officer of First Mobile Group Holdings Limited and held key management positions in the North Asia offices of Philips and Siemens. Mr See currently runs his own strategic consultancy business. He is currently an independent non-executive director of Tesson Holdings Limited, which is listed on the Main Board of the Stock Exchange (Stock Code: 1201). In addition, he was an independent non-executive director of Sun East Technology (Holdings) Limited, which is listed on the Main Board of the Stock Exchange (Stock Code: 0365), and resigned from such post with effect from 27 September 2016.

Mr Tian Xiao Ren (田曉韜)

Mr TIAN Xiao Ren (田曉韜), aged 65, was appointed as an independent non-executive Director on 1 August 2014. Mr Tian is also the chairman of the Remuneration Committee and a member of the Audit Committee and Nomination Committee of the Company. Mr Tian graduated from Zhejiang Radio and Television University in the PRC in 1985 and studied the Master of Business Administration Degree at Hangzhou University in the PRC from 1995 to 1998. He was appointed as vice chairman of Bank of China Group Investment Company Limited from 2006 to 2013. Prior to 2006, Mr Tian was the president of Bank of China of Guangdong Province and Jiangxi Province, the PRC and the Vice-President of Bank of China of Zhejiang Province, the PRC for 26 years. He has over 31 years of experience in the banking and financial field. Mr Tian is now a senior economist in the PRC and is entitled to the special subsidy awarded by the state council of the People's Republic of China in recognition of his contribution to the economy of China.

施德華先生

施德華先生，55歲，於二零一零年一月二十三日獲委任為獨立非執行董事。施先生亦為本公司審核委員會的主席。施先生以一級榮譽取得新西蘭懷卡托河大學管理學院管理學學士學位，現為澳大利亞及新西蘭特許會計師公會會員、香港會計師公會會員及香港董事學會資深會員。施先生累積逾三十三年之財務及綜合管理經驗，曾擔任諾基亞流動電話亞太區之地區營業總監、諾基亞流動電話香港區董事總經理、第一電訊集團有限公司營運總監，並曾於飛利浦及西門子北亞區辦事處擔任管理要職。施先生現時經營其個人策略顧問業務。彼現為天臣控股有限公司（於聯交所主板上市）（股份代號：1201）的獨立非執行董事。此外，彼曾任日東科技（控股）有限公司（於聯交所主板上市）（股份代號：0365）的獨立非執行董事，並於二零一六年九月二十七日起辭去有關職務。

田曉韜先生

田曉韜先生，65歲，於二零一四年八月一日獲委任為獨立非執行董事。田先生亦為本公司薪酬委員會之主席，以及審核委員會及提名委員會之成員。田先生於一九八五年畢業於中國浙江廣播電視大學，於一九九五年至一九九八年間於中國杭州大學修讀工商管理研究院課程。彼於二零零六年至二零一三年曾任中銀集團投資有限公司副董事長。田先生於二零零六年前，曾任中國銀行廣東省分行及江西省分行行長及浙江省分行副行長共二十六年。彼擁有逾三十年的銀行及金融業經驗。田先生現為中國高級經濟師及享有中華人民共和國國務院特殊津貼，為獎勵彼對中國經濟的貢獻。

PROFILE OF DIRECTORS AND SENIOR MANAGEMENT

董事及高級管理層履歷

SENIOR MANAGEMENT

Ms Liu Yonghe (劉詠荷)

Ms LIU Yonghe (劉詠荷), aged 50, joined PCKSP in June 1994 and had worked as accounting staff and financial manager. Ms Liu has acquired profound experience in financial management, accounting and auditing during her employment with PCKSP for over 23 years. Ms Liu is now the vice general manager and a director of PCKSP responsible for cash flow and working capital control. She completed her professional accounting education at Lanzhou University of Finance and Economics, the PRC in 1990 with a bachelor's degree in economics and obtained professional qualification as assistant accountant in 1991. Ms Liu has over 26 years of experience in the accounting and finance industry. She was awarded the "March 8th Flag Bearer" in 1999 and 2002, and the post she held was awarded as the Women's Exemplary Post by the Guangzhou Women's Union in March 2005. In October 2009, Ms Liu obtained a master's degree in the Executive Master of Business Administration (EMBA) programme at the Asia International Open University (Macau).

Ms Wong Pui Shan (王珮珊)

Ms WONG Pui Shan (王珮珊), aged 42, joined the Group in April 2011 as the chief financial officer and company secretary of the Company. She is responsible for corporate finance management and company secretarial work of the Group. Ms Wong received her Master of Science in Finance from the Chinese University of Hong Kong and Bachelor of Arts Degree (Hons) in Accountancy from the Hong Kong Polytechnic University. She is a fellow member of the Association of Chartered Certified Accountants, a member of the Hong Kong Institute of Certified Public Accountants, the Hong Kong Institute of Chartered Secretaries and the Institute of Chartered Secretaries and Administrators. Prior to joining the Company, she had served international audit firms for four years and listed companies as financial controller and company secretary for more than 16 years.

COMPANY SECRETARY

Ms Wong Pui Shan (王珮珊)

Ms WONG is the company secretary of the Company. Ms Wong is working for the Company on a full time basis. Details of her biography are set out above in this section.

高級管理層

劉詠荷女士

劉詠荷女士，50歲，於一九九四年六月加入番禺珠江鋼管，擔任會計人員及財務經理。劉女士於番禺珠江鋼管任職逾二十三年，在財務管理、會計及核數方面積累了豐富的經驗。劉女士現任番禺珠江鋼管副總經理兼董事，負責現金流量及營運資金控制。彼於一九九零年於中國蘭州商學院完成會計學專業教育，取得經濟學學士學位，並於一九九一年取得助理會計師專業資格。劉女士於會計及財務領域擁有逾二十六年經驗。彼於一九九九年和二零零二年被評為「三八紅旗手」。於二零零五年三月，其工作崗位被廣州市婦女聯合會評為巾幗文明崗。於二零零九年十月，劉女士畢業於亞洲（澳門）國際公開大學，獲得高級工商管理碩士學位。

王珮珊女士

王珮珊女士，42歲，於二零一一年四月加入本集團，擔任本公司財務總監及公司秘書。彼負責本集團的企業財務管理及公司秘書工作。王女士於香港中文大學取得財務學碩士及香港理工大學取得會計學（榮譽）文學士學位。彼為英國特許公認會計師公會資深會員、香港會計師公會、香港特許秘書公會及英國特許秘書及行政人員公會會員。於加盟本公司前，彼曾於國際核數公司工作四年及於上市公司擔任財務總監及公司秘書職務逾十六年。

公司秘書

王珮珊女士

王女士為本公司的公司秘書。王女士於本公司全職工作。其履歷載列於本節上文。

REPORT OF DIRECTORS

董事會報告書

The Directors hereby present their report and the audited financial statements of the Group for the year ended 31 December 2018.

PRINCIPAL ACTIVITIES

The principal activity of the Company is investment holding. The principal activities of the subsidiaries of the Company include manufacture and sales of welded steel pipes. The Group is also engaged in the property development and investment.

Details of the company's principal subsidiaries as at 31 December 2018 are set out in note 1 to the financial statements.

RESULTS AND DIVIDEND

The Group's loss for the year ended 31 December 2018 and the state of affairs of the Group at that date are set out in the financial statements on pages 106 to 262.

The Directors did not recommend payment of dividend for the year ended 31 December 2018.

SUMMARY FINANCIAL INFORMATION

A summary of the published results, assets and liabilities of the Group for the last five financial years, as extracted from the audited financial statements, is set out on pages 263 to 264. This summary does not form part of the audited financial statements.

PROPERTY, PLANT AND EQUIPMENT

Details of the movements in the property, plant and equipment of the Group during the year are set out in note 13 to the financial statements.

SHARE CAPITAL

Details of the movements in the Company's share capital during the year are set out in note 34 to the financial statements.

DISTRIBUTABLE RESERVES

Details of the movements in the reserves of the Group during the year are set out in the consolidated statement of changes in equity.

At 31 December 2018, the Company's reserves available for distribution to the Shareholders in accordance with the Articles of Association were nil.

董事會謹此提呈其報告書以及本集團截至二零一八年十二月三十一日止年度的經審核財務報表。

主要業務

本公司主要業務為投資控股。本公司附屬公司的主要業務包括製造及銷售焊接鋼管。本集團亦從事物業發展及投資。

本公司主要附屬公司於二零一八年十二月三十一日的詳情載於財務報表附註1。

業績及股息

本集團截至二零一八年十二月三十一日止年度的虧損及本集團於當日的狀況載於財務報表第106至262頁。

董事會不建議就截至二零一八年十二月三十一日止年度派付股息。

財務資料概要

摘錄自經審核財務報表的本集團已公佈於過往五個財政年度的業績、資產及負債概要載於第263至264頁。本概要不構成經審核財務報表的一部分。

物業、廠房及設備

本集團於年內的物業、廠房及設備的變動詳情載於財務報表附註13。

股本

本公司於年內的股本變動詳情載於財務報表附註34。

可分配儲備

本集團於年內的儲備變動詳情載於綜合權益變動表。

於二零一八年十二月三十一日，根據組織章程細則，本公司沒有可供分派予股東的儲備。

REPORT OF DIRECTORS

董事會報告書

The reserves of the Group available for distribution depend on the dividend distributable by the Company's subsidiaries. For dividend purpose, the amount which the Company's subsidiaries in the PRC can legally distribute by way of dividend is determined by reference to their distributable profits as reflected in the PRC statutory financial statements which are prepared in accordance with accounting principles generally accepted in the PRC. These distributable profits differ from those that are reflected in the Group's financial statements prepared in accordance with the International Financial Reporting Standards ("IFRSs").

TAX RELIEF

The Company is not aware of any relief from taxation available to Shareholders by reason of their holding of the Company's shares.

MAJOR CUSTOMERS AND SUPPLIERS

For the year ended 31 December 2018, sales to the Group's five largest customers accounted for 35% of the total revenue of the Group, and sales to the largest customer included therein amounted to 9%. Purchases from the Group's five largest suppliers accounted for 32% of the total cost of sales of the Group, and purchases from the largest supplier included therein amounted to 11%. None of the Directors or any of their associates or any Shareholders (which, to the best knowledge of the Directors, own more than 5% of the number of the Company's issued shares) had any beneficial interest in the Group's five largest customers and five largest suppliers.

DIRECTORS

The Directors during the year and up to the date of this annual report are as follows:

Executive Directors:

Mr. Chen Chang (*Chairman*)
Ms. Chen Zhao Nian
Ms. Chen Zhao Hua

Independent Non-executive Directors:

Mr. Chen Ping
Mr. See Tak Wah
Mr. Tian Xiao Ren

The Company has received annual confirmations of independence pursuant to Rule 3.13 of the Listing Rules from Mr. Chen Ping, Mr. See Tak Wah and Mr. Tian Xiao Ren, and as at the date of this report, the Company considers them to be independent.

本集團的可供分派儲備視乎本公司附屬公司的可分配股息而定。就股息而言，本公司在中國境內的附屬公司可合法地分派股息，其金額乃經參考根據中國公認會計原則編製的中國法定財務報表所顯示的可供分派溢利後釐定。該等可供分派溢利與本集團根據國際財務報告準則（「國際財務報告準則」）編製的財務報表所顯示者有所不同。

稅務減免

本公司並不知悉有股東因持有本公司股份而獲減免任何稅項。

主要客戶及供應商

截至二零一八年十二月三十一日止年度，本集團對五大客戶的銷售額佔本集團總收入的35%，其中向最大客戶的銷售額佔9%。向本集團五大供應商的採購額佔本集團總銷售成本32%，當中包括向最大供應商之採購額佔11%。董事、任何彼等的聯繫人士或任何股東（就董事所深知，擁有本公司已發行股份數目5%以上者）概無在本集團五大客戶及五大供應商中擁有任何實益權益。

董事

以下為年內及截至本年報日期的董事：

執行董事：

陳昌先生（主席）
陳兆年女士
陳兆華女士

獨立非執行董事：

陳平先生
施德華先生
田曉韜先生

根據上市規則第3.13條，本公司已收到陳平先生、施德華先生及田曉韜先生的年度獨立確認書，及於本報告日期，本公司認為彼等乃屬獨立人士。

REPORT OF DIRECTORS

董事會報告書

DIRECTORS' AND SENIOR MANAGEMENT'S BIOGRAPHIES

Biographical details of the Directors and senior management are set out in the section headed "Profile of Directors and Senior Management" on pages 51 to 60 of this annual report.

In accordance with article 105(A) of the Articles of Association, Mr. Chen Chang and Mr. Chen Ping will retire and, being eligible, will offer themselves for re-election at the forthcoming AGM of the Company.

DIRECTORS' SERVICE CONTRACTS

Each of our executive Directors has renewed the service contract with the Company for a term of three years on 1 February 2019. Each of our independent non-executive Directors (except Mr. Tian Xiao Ren ("Mr. Tian")) has renewed the letter of appointment with the Company for a term of two years commencing from 1 February 2018 and is subject to termination by either party giving not less than one month's written notice. Mr. Tian has renewed the letter of appointment with the Company for a term of two years commencing from 1 August 2018 and is subject to termination by either party giving not less than one month's written notice. The Nomination Committee and the Remuneration Committee have reviewed the terms of service contracts and letters of appointment of all Directors.

None of the Directors proposed for re-election at the forthcoming AGM has a service contract with the Company which is not determinable by the Company within one year without payment of compensation, other than statutory compensation.

DIRECTORS' REMUNERATION

The remuneration of the Directors is determined with reference to the Directors' duties, responsibilities and performance and the results of the Group.

Details of the remuneration of the Directors are set out in note 9 to the financial statements.

董事及高級管理層履歷

董事及高級管理層履歷詳情載於本年報第51至60頁的「董事及高級管理層履歷」一節。

根據組織章程細則第105(A)條，陳昌先生及陳平先生將於本公司應屆股東週年大會上告退並合資格及願意膺選連任。

董事服務合約

本公司各執行董事已於二零一九年二月一日與本公司重續服務合約，為期三年。本公司各獨立非執行董事（田曉韜先生（「田先生」）除外）已與本公司重續委任函，由二零一八年二月一日起計為期兩年，惟各方可發出不少於一個月的書面通知終止合約。田先生已與本公司重續委任函，由二零一八年八月一日起計為期兩年，惟各方可發出不少於一個月的書面通知終止合約。提名委員會及薪酬委員會已審閱全體董事之服務合約及委任函條款。

於應屆股東週年大會上獲提名重選的董事，概無與本公司訂立本公司不可於一年內終止而毋須作出賠償（法定賠償除外）的服務合約。

董事酬金

董事酬金按董事職務、職責及表現以及本集團業績釐定。

董事酬金的詳情載於財務報表附註9。

REPORT OF DIRECTORS

董事會報告書

DIRECTORS' AND CHIEF EXECUTIVE'S INTERESTS AND SHORT POSITIONS IN SHARES AND UNDERLYING SHARES AND DEBENTURES

As at 31 December 2018, the interests or short positions of the Directors and chief executive of the Company in the shares or underlying shares or, as the case may be, the percentage in the equity interest and debentures of the Company or its associated corporations (within the meaning of the Securities and Futures Ordinance (Chapter 571) (the "SFO")), which were required to be notified to the Company and the Stock Exchange pursuant to Divisions 7 and 8 of Part XV of the SFO (including interests and short positions which they have taken or deemed to have under such provisions of the SFO), or which were required, pursuant to Section 352 of the SFO, to be entered in the register maintained by the Company referred to therein, or which were required, pursuant to the Model Code for Securities Transactions by Directors (the "Model Code") of Listed Issuers contained in the Listing Rules, to be notified to the Company and the Stock Exchange were as follows:

Shares of the Company

Name of Director 董事姓名	Capacity 身份
Chen Chang 陳昌	Interest of controlled corporation (note 1) 一間受控制公司之權益(附註1)
	Personal interest 個人權益

Note:

- These shares are held by Bournam Profits Limited, the entire issued share capital of which is wholly and beneficially owned by Mr. Chen Chang. By virtue of the SFO, Mr. Chen Chang is deemed to be interested in the 701,911,000 shares held by Bournam Profits Limited.
- Bournam has pledged 525,742,000 shares of the Company, representing 52.0% of total number of issued shares of the Company, in favour of independent parties.

董事及高級行政人員於股份及相關股份及債券的權益及淡倉

於二零一八年十二月三十一日，本公司董事及高級行政人員於本公司或其相聯法團（定義見證券及期貨條例（第571章）（「證券及期貨條例」）所賦予之涵義）之股份或相關股份或（視乎情況而定）股本權益及債券之百分比中，擁有根據證券及期貨條例第XV部第7及8分部須知會本公司及聯交所之權益或淡倉（包括彼等根據證券及期貨條例之該等條文被當作或被視為擁有之權益及淡倉），或根據證券及期貨條例第352條須記錄於本公司根據該條例存置之登記冊或根據上市規則所載之上市發行人董事進行證券交易的標準守則（「標準守則」）須知會本公司及聯交所之權益或淡倉如下：

本公司股份

Position 持倉	Number of shares held 持有股份數目	Percentage of shareholding in the Company 於本公司的 持股量百分比
Long 好倉	701,911,000 (note 2) (附註2)	69.42%
Long 好倉	4,350,000	0.43%

附註：

- 該等股份由Bournam Profits Limited持有，其全部已發行股本由陳昌先生全數及實益擁有。根據證券及期貨條例，陳昌先生被視作於Bournam Profits Limited持有的701,911,000股股份中擁有權益。
- Bournam已以獨立人士為受益人抵押525,742,000股本公司股份，佔本公司已發行股份總數的52.0%。

REPORT OF DIRECTORS

董事會報告書

Shares of Associated Corporation

Mr. Chen Chang beneficially owns the entire issued share capital of Bournam Profits Limited, which is the beneficial owner of about 69.85% of the issued shares of the Company.

DIRECTORS' INTERESTS IN MATERIAL CONTRACTS

No transactions, arrangement or material contracts, to which the Company, or any of its holding companies, subsidiaries and fellow subsidiaries was a party and in which a Director or an entity connected with a Director is or was materially interested, whether directly or indirectly, subsisted at the end of the year or at any time during the year ended 31 December 2018.

DIRECTORS' INTERESTS IN COMPETING BUSINESSES

None of the Directors or any of their respective close associates, has engaged in any business that competes or may compete with the business of the Group, or has any other conflict of interest with the Group.

MANAGEMENT CONTRACTS

No contracts concerning the management and administration of the whole or any substantial part of the business of the Group were entered into or existed during the year.

SHARE OPTION SCHEME

On 23 January 2010, pursuant to the resolutions in writing passed by the then sole shareholder of the Company, the Company adopted its share option scheme (the "Share Option Scheme" or the "Scheme"). The details of the Scheme are disclosed below pursuant to the requirements under Chapter 17 of the Listing Rules:

1. Purpose of the Share Option Scheme: the purpose of the Scheme is to enable the Group to grant options to selected participants as incentives or rewards for their contribution to the Group.

相聯法團股份

陳昌先生實益擁有 Bournam Profits Limited 之全部已發行股本，該公司為本公司約 69.85% 已發行股份之實益擁有人。

董事於重大合約的權益

本公司或其任何控股公司、附屬公司及同系附屬公司概無訂立於截至二零一八年十二月三十一日止年度年終或年內任何時間有效，而董事或與董事關連之實體於其中直接或間接擁有或曾擁有重大權益的交易、安排及重大合約。

董事於競爭業務的權益

董事或彼等各自的任何緊密聯繫人士概無從事與本集團業務構成或可能構成競爭的任何業務或與本集團有任何其他利益衝突。

管理合約

年內概無訂立或存在任何有關本集團全部或絕大部分業務管理與行政的合約。

購股權計劃

於二零一零年一月二十三日，根據本公司當時唯一股東通過的書面決議案，本公司採納其購股權計劃（「購股權計劃」或「計劃」）。有關計劃的詳情已根據上市規則第 17 章的規定披露如下：

1. 購股權計劃目的：計劃旨在使本集團可向經挑選的參與者授出購股權，以獎勵或回報彼等對本集團的貢獻。

REPORT OF DIRECTORS

董事會報告書

2. Participants of the Share Option Scheme include:
- (a) any employee (whether full time or part time, including any executive Director but excluding any non-executive Director) of the Company or any of its subsidiaries or any equity entity (“Invested Entity”) in which any members of the Group holds an equity interest;
 - (b) any non-executive directors (including independent non-executive directors) of the Company, any of its subsidiaries or any Invested Entity;
 - (c) any supplier of goods or services to any member of the Group or any Invested Entity;
 - (d) any customer of the Group or any Invested Entity;
 - (e) any person or entity that provides research, development or other technological support to the Group or any Invested Entity;
 - (f) any shareholder of any member of the Group or any Invested Entity or any holder of any securities issued by any member of the Group or any Invested Entity;
 - (g) any adviser (professional or otherwise) or consultant to any area of business or business development of the Group or any Invested Entity; and
 - (h) any other group or classes of participants who have contributed or may contribute by way of joint venture, business alliance or other business arrangement and growth of the Group.
3. Total number of shares available for issue under the Share Option Scheme: the total number of shares of the Company which may be issued upon exercise of all options to be granted under the Share Option Scheme and other share option scheme of the Group (if any) must not in aggregate exceed 10% of the shares in issue on the day on which trading of the shares commence on the Main Board (i.e. not exceeding 100,000,000 shares). Up to the date of this annual report, no options have been granted under the Share Option Scheme and thus the total number of shares available for issue under the Share Option Scheme remained 100,000,000 shares, representing about 9.89% of the issued share capital of the Company as at the date of the annual report.
2. 購股權計劃的參與者包括：
- (a) 本公司、其任何附屬公司或本集團任何成員公司持有股本權益的任何權益實體（「受投資實體」）的任何僱員（不論屬全職或兼職，包括任何執行董事，惟不包括任何非執行董事）；
 - (b) 本公司、其任何附屬公司或任何受投資實體的任何非執行董事（包括獨立非執行董事）；
 - (c) 向本集團任何成員公司或任何受投資實體提供產品或服務的任何供應商；
 - (d) 本集團或任何受投資實體的任何客戶；
 - (e) 任何向本集團或受投資實體提供研究、開發或其他技術支援的人士或實體；
 - (f) 本集團任何成員公司或任何受投資實體的任何股東，或本集團任何成員公司或任何受投資實體發行的任何證券的任何持有人；
 - (g) 本集團或任何受投資實體的任何業務或業務發展範疇的任何顧問（專業或其他方面）或專家顧問；及
 - (h) 透過合營公司、業務聯盟或其他業務安排而對或可能對本集團成長作出貢獻的任何其他組別或類別參與者。
3. 根據購股權計劃可予以發行的股份總數：因行使根據購股權計劃及本集團其他購股權計劃（如有）將授出的全部購股權而可發行的本公司股份總數合共不得超過股份開始在主板買賣當日已發行股份的10%（即不超過100,000,000股股份）。截至本年報日期，概無根據購股權計劃授出任何購股權，因此，根據購股權計劃可予發行的股份總數仍為100,000,000股，佔本年報日期的本公司已發行股本約9.89%。

REPORT OF DIRECTORS

董事會報告書

4. Maximum entitlement of each participant under the Share Option Scheme: for any 12-month period, shall not exceed 1% of the issued share capital of the Company for the time being.
 5. Period within which the securities must be taken up under an option: an option may be accepted by a participant within 21 days from the date of the offer of grant of the option. An option may be exercised in accordance with the terms of the Share Option Scheme at any time during a period to be determined and notified by the Directors to each grantee, which period may commence on a day after the date upon which the offer for the grant of options is made but shall end in any event not later than 10 years from the date of grant of the option subject to the provisions for early termination thereof.
 6. The minimum period for which an option must be held before it can be exercised: unless otherwise determined by the Directors and stated in the offer of the grant of options to a grantee, there is no such minimum period.
 7. The amount payable on application or acceptance of the option: a nominal consideration of HK\$1 is payable on acceptance of the grant of an option.
 8. Basis for determining the exercise price: such price will be a price determined by the Directors, but shall not be less than the highest of (i) the closing price of the shares as stated in the Stock Exchange's daily quotations sheet on the date of the offer of grant; (ii) the average closing price of the shares as stated in the Stock Exchange's daily quotations for the five trading days immediately preceding the date of the offer of grant; and (iii) the nominal value of a Share.
 9. The remaining life of the Share Option Scheme: the Scheme will remain in force for a period of 10 years commencing on 23 January 2010, being the date on which the Share Option Scheme was adopted.
4. 購股權計劃下每名參與者的最高配額：於任何十二個月期間內，不得超過本公司當時已發行股本的1%。
 5. 根據購股權認購證券的限期：參與者可於獲要約授出購股權之日起計二十一日內接受購股權。購股權可根據購股權計劃的條款在董事決定及知會各承授人的期間內隨時行使。此期間可自要約授出購股權當日的翌日開始，但於任何情況下不得遲於授出購股權當日起計十年結束，惟須遵守提前終止該等購股權的規定。
 6. 在行使前所需持有購股權的最短期限：除非董事另行決定及在向承授人提呈授出購股權要約時訂明，否則計劃並無規定最短期限。
 7. 申請或接納購股權應付款項：於接納授出購股權時須支付1港元的象徵式代價。
 8. 釐定行使價的基準：該價格將由董事釐定，但不得少於(i) 股份於提呈授出購股權要約當日在聯交所每日報價表上所列報的收市價；(ii) 股份於緊接提呈授出購股權要約日期前五個交易日在聯交所每日報價表所列報的平均收市價；及(iii) 股份面值（以較高者為準）。
 9. 購股權計劃的餘下年期：計劃將自二零一零年一月二十三日（即購股權計劃獲採納之日）起計十年內有效。

From the date of adoption of the Share Option Scheme and up to 31 December 2018, no share option has been granted or agreed to be granted to any person under the Share Option Scheme.

由採納購股權計劃當日起直至二零一八年十二月三十一日，本公司並無根據購股權計劃向任何人士授出或同意授出任何購股權。

SHARE AWARD SCHEME

On 22 March 2012, the Board approved the adoption of the share award scheme (the “Share Award Scheme”).

1. Purpose of the Share Award Scheme: the purpose of the Share Award Scheme is to recognise the contributions by and to give incentives to certain eligible persons in order to retain them for the continuing operation, growth and development of the Group and to attract suitable personnel for further development of the Group.
2. Operation of the Share Award Scheme: the Share Award Scheme shall be administered by the Board in accordance with the rules of the Share Award Scheme. The trustee shall hold the shares and the income derived therefrom in accordance with the terms of the trust deed.

The Board may select any grantee for participation in the Share Award Scheme as a selected grantee (the “Selected Grantee”) and determine the number of awarded shares and inform the trustee and the Selected Grantee(s) accordingly.

The Board shall either before or after identification of the Selected Grantee(s) (i) cause the Company to directly instruct a licensed securities dealer to purchase the awarded shares and settle payment for the awarded shares and deliver the awarded shares to the trustee subsequently; or (ii) cause to be paid to the trustee (either by way of contribution or loan from the Company's funds) (a) the sum of purchasing the shares and the related purchase expenses or (b) the nominal or such other amount required for the subscription of the awarded shares by the trustee as soon as practicable to purchase the awarded shares required (the “Reference Amount”).

Within 30 business days on which the trading of the shares has not been suspended (or such longer period as the Trustee and the Board may agree from time to time) after receiving the reference amount, the Board shall instruct the trustee to apply the same towards the subscription of shares at the benchmarked price as stipulated in the Listing Rules from time to time or the purchase of the awarded shares from the market during a specific period and at a specific price range as instructed by the Company.

股份獎勵計劃

於二零一二年三月二十二日，董事會批准採納股份獎勵計劃（「股份獎勵計劃」）。

1. 股份獎勵計劃之目的：股份獎勵計劃之目的，是表揚若干合資格人士作出之貢獻並對彼等給予獎勵，務求挽留彼等繼續為本集團之持續營運、增長及發展效力，並吸引合適人才加入以進一步推動本集團發展。
2. 股份獎勵計劃之運作：股份獎勵計劃將由董事會根據股份獎勵計劃之規則管理。受託人將根據信託契據條款持有股份及據此產生之收入。

董事會可挑選任何承授人以經選定承授人（「經選定承授人」）身份參與股份獎勵計劃，及決定獎勵股份數目，並就此知會受託人及經選定承授人。

董事會於物色經選定承授人之前或之後，應(i)促使本公司直接指示持牌證券交易商購入獎勵股份，並就獎勵股份結清付款，其後將獎勵股份交付受託人；或(ii)促使在可行情況下儘快以自本公司資本撥款注資或貸款之方式，向受託人支付(a)購入股份及相關購買開支之總和或(b)受託人認購獎勵股份所需之面值或其他金額，以便購入所需獎勵股份（「參考金額」）。

於收取參考金額後股份並無暫停買賣之三十個營業日或受託人與董事會可能不時協定之較長期間內，董事會應指示受託人動用該參考金額，以按上市規則不時訂明之基準價格認購股份，或於特定期間內按本公司指示之特定價格範圍，從市場購入獎勵股份。

REPORT OF DIRECTORS

董事會報告書

Awarded shares and related income held by the trustee upon the trust and which are referable to a Selected Grantee shall vest to that Selected Grantee on the vesting date. The Board may also, in its absolute discretion, determine the performance, operating and financial targets and other criteria, if any, to be satisfied by the Selected Grantee before the awarded shares can vest.

The trustee shall not be obliged to exercise any voting rights and powers in respect of any shares held under the trust (including but not limited to the awarded shares, the returned shares, any bonus shares and scrip shares) until such shares have been transferred to the relevant Selected Grantee.

3. Participants of the Share Award Scheme: any employee or director (including, without limitation, any executive, non-executive or independent non-executive directors) of any member of the Group (the "Eligible Persons").
4. Share Award Scheme limit: the Board shall not make any further award of awarded shares which will result in the number of shares awarded by the Board under the Share Award Scheme representing more than ten per cent. of the issued share capital of the Company as at the first date of each financial year during the term of the Share Award Scheme.
5. Maximum entitlement of each participant under the Share Award Scheme: the maximum number of shares which may be awarded to an award or awards to a Selected Grantee who is an independent non-executive Director of the Company at any one time shall not in aggregate exceed 0.1% of the issued share capital of the Company as at the first date of the relevant financial year of the Company and the aggregate value of which shall not exceed HK\$5,000,000 (based on the closing price of the shares on the business day immediately preceding the vesting date) as at the vesting date.

The maximum number of shares which may be subject to an award or awards to any Selected Grantee at any one time shall not in aggregate exceed 1% of the issued share capital of the Company as at the first date of the relevant financial year of the Company.

6. The duration of the Share Award Scheme: subject to any early termination of the Share Award Scheme as may be determined by the Board, the Share Award Scheme shall be valid and effective for a term of 10 years commencing on 22 March 2012.

受託人以信託形式持有且可託付予經選定承授人之獎勵股份及相關收入，將於歸屬日期歸經選定承授人所有。董事會亦可全權酌情決定經選定承授人於獎勵股份可歸屬前須達致之表現、營運與財務目標以及其他條件（如有）。

受託人概無責任就信託持有之任何股份（包括但不限於獎勵股份、退回股份、任何紅股及代息股份）行使任何投票權利及權力，直至該等股份已轉讓予相關經選定承授人。

3. 股份獎勵計劃參與人士：本集團任何成員公司之任何僱員或董事（包括但不限於任何執行、非執行或獨立非執行董事）（「合資格人士」）。
4. 股份獎勵計劃限額：倘於股份獎勵計劃年期內進一步授出獎勵股份將致使董事會根據股份獎勵計劃授出之股份數目超過本公司於各財政年度首日已發行股本的10%，則董事會不會進一步授出任何獎勵股份。
5. 各參與人士根據股份獎勵計劃最高可獲股份數目：於任何一次向身為本公司獨立非執行董事之經選定承授人授出一份或多份獎勵可能涉及之股份最高數目，合共不得超過本公司於本公司相關財政年度首日已發行股本0.1%，而其於歸屬日期之總值亦不得超過5,000,000港元（根據股份於緊接歸屬日期前營業日之收市價計算）。

於任何一次向任何經選定承授人授出一份或多份獎勵可能涉及之股份最高數目，合共不得超過本公司於本公司相關財政年度首日已發行股本1%。

6. 股份獎勵計劃年期：股份獎勵計劃於二零一二年三月二十二日起計十年期間內有效且生效，惟董事會可能決定提前終止該計劃。

REPORT OF DIRECTORS

董事會報告書

From the date of adoption of the Share Award Scheme and up to 31 December 2018, no share has been awarded or granted to any person under the Share Award Scheme.

ARRANGEMENTS TO ACQUIRE SHARES OR DEBENTURES

Save for the Share Option Scheme and Share Award Scheme, at no time during the year was the Company or any of its subsidiaries a party to any arrangements which would enable the Directors to acquire benefits by means of the acquisition of shares in, or debentures of, the Company or any other body corporate.

INTEREST AND SHORT POSITIONS OF SUBSTANTIAL SHAREHOLDERS IN SHARES AND UNDERLYING SHARES

As at 31 December 2018, so far as the Directors are aware, the following persons or corporations (not being a Director or a chief executive of the Company) have an interest or short position in the shares and underlying shares of the Company as recorded in the register required to be kept under section 336 of the SFO or have otherwise been notified to the Company:

Shares of the Company

Name 姓名／名稱	Capacity 身份	Position 持倉	Numbers of shares held 持有股份 數目	Percentage of shareholding in the Company 佔本公司 股權百分比
Bournam Profits Limited	Beneficial owner (note 1) 實益擁有人(附註1)	Long 好倉	701,911,000	69.42%
			525,742,000	52.00%
		Short 淡倉	(note 2) (附註2)	
Hammer Capital Private Investments Limited (Hammer Capital) 黑馬資本資產管理有限公司 (「黑馬資本」)	Beneficial owner (Note 3) 實益擁有人(附註3)	Long 好倉	422,600,000	41.79%
Cheung Siu Fai 張少輝	Interest of controlled corporation (Note 3) 受控法團權益(附註3)	Long 好倉	422,600,000	41.79%
Tsang Ling Kay Rodney 曾令祺	Interest of controlled corporation (Note 3) 受控法團權益(附註3)	Long 好倉	422,600,000	41.79%

自股份獎勵計劃採納日期起直至二零一八年十二月三十一日，概無根據股份獎勵計劃，向任何人士獎勵或授出股份。

收購股份或債券的安排

除購股權計劃及股份獎勵計劃外，本公司或其任何附屬公司於年內任何時間概無訂立任何安排，致使董事藉購入本公司或任何其他法人團體的股份或債券而獲益。

主要股東於股份及相關股份的權益及淡倉

於二零一八年十二月三十一日，據董事所知，下列人士或公司（並非董事或本公司行政總裁）於本公司股份及相關股份擁有已記入根據證券及期貨條例第336條須予存置的登記冊的或須另行知會本公司的權益或淡倉：

本公司股份

REPORT OF DIRECTORS

董事會報告書

Note:

1. The entire share capital of Bournam is solely and beneficially owned by Mr. Chen Chang. Mr. Chen is deemed under the SFO to be interested in the 701,911,000 shares held by Bournam.
2. Bournam has pledged 525,742,000 shares of the Company, representing 52.0% of total number of issued shares of the Company, in favour of independent parties.
3. On 18 October 2018, the Company issued unlisted warrants in the aggregate amount of HK\$313,320,000 to Hammer Capital, which confer the holder the right to subscribe for up to 373,000,000 Shares.

On 22 June 2018, the Company entered into the loan amendment deed with Hammer Capital for a further advance of HK\$250 million to the Company. In return for the further advance, the Company agreed to issue the unlisted warrants to Hammer Capital. Each unlisted warrant will give the holder the right to subscribe for an ordinary share of HK\$0.1 each in the share capital of the Company. The warrants confer upon the holder the right to subscribe for up to HK\$313,320,000 for new shares at the initial subscription price of HK\$0.84. Accordingly, a maximum number of 373,000,000 warrant shares (the aggregate nominal value of such shares being HK\$37,300,000) can be issued upon exercise in full of the subscription rights. The issue price of the unlisted warrants was HK\$0.168 per warrant. The proceeds from the issue price of unlisted warrants was used to settle expenses incurred in connection with the loan amendment deed. As at the date of this annual report, no warrant has been exercised. In addition, Hammer Capital also held security interest in 49,600,000 Shares. Each of Mr. Cheung Siu Fai and Mr. Tsang Ling Kay Rodney had 50% control of Hammer Capital and deemed to be interested in the Shares which Hammer Capital was interested in by virtue of the SFO. Please refer to the Company's announcements dated 22 June 2018 and 25 June 2018 and the Company's circular dated 17 September 2018 for further details regarding the issue of unlisted warrants.

PURCHASE, SALE OR REDEMPTION OF THE COMPANY'S LISTED SECURITIES

During the year ended 31 December 2018, neither the Company, nor any of its subsidiaries purchased, redeemed or sold any of the Company's listed securities.

CORPORATE GOVERNANCE

Principal corporate governance practices as adopted by the Company are set out in the Corporate Governance Report on pages 76 to 95.

PRE-EMPTIVE RIGHTS

There is no provision for pre-emptive rights under the Company's Articles of Association or the laws of the Cayman Islands.

附註:

1. Bournam 之全部股本由陳昌先生唯一及實益擁有。根據證券及期貨條例，陳先生被視為於 Bournam 持有的 701,911,000 股股份中擁有權益。
2. Bournam 已以獨立人士為受益人抵押 525,742,000 股本公司股份，佔本公司已發行股份總數的 52.0%。
3. 於二零一八年十月十八日，本公司向黑馬資本發行總額為 313,320,000 港元之非上市認股權證，其賦予持有人權利認購最多 373,000,000 股股份。

於二零一八年六月二十二日，本公司與黑馬資本就其向本公司進一步提供款項 250,000,000 港元訂立貸款修訂契據。作為進一步款項的回報，本公司同意向黑馬資本發行未上市認股權證。每份未上市認股權證將賦予持有人權利認購本公司股本中每股面值為 0.1 港元的普通股。認股權證賦予持有人權利按初始認購價 0.84 港元認購最多 313,320,000 港元的新股份。因此，於認購權獲悉數行使後，可發行最多 373,000,000 股認股權證股份（該等股份總面值為 37,300,000 港元）。非上市認股權證之發行價為每份認股權證 0.168 港元。發行非上市認股權證之所得款項已用於償付就貸款修訂契據所產生之開支。於本年報日期，概無認股權證已獲行使。此外，黑馬資本亦於 49,600,000 股股份中持有擔保權益。張少輝先生及曾令祺先生各自擁有黑馬資本 50% 的控制權及根據證券及期貨條例，彼等被視為於黑馬資本持有權益的股份中持有權益。有關發行非上市認股權證之進一步詳情，請參閱本公司日期為二零一八年六月二十二日及二零一八年六月二十五日之公佈以及本公司日期為二零一八年九月十七日之通函。

購買、出售或贖回本公司上市證券

於截至二零一八年十二月三十一日止年度內，本公司或其任何附屬公司概無購買、贖回或出售任何本公司的上市證券。

企業管治

本公司所採納的主要企業管治常規載於第 76 至 95 頁的企業管治報告內。

優先購買權

本公司組織章程細則或開曼群島法例概無優先購買權條文。

COMPLIANCE WITH MODEL CODE FOR SECURITIES TRANSACTIONS

The Company has adopted the Model Code for Securities Transactions by Directors of Listed Companies (the "Model Code") as set out in Appendix 10 to the Listing Rules. Following a specific enquiry, all the Directors confirmed that they have complied with the Model Code throughout the year ended 31 December 2018.

CONNECTED TRANSACTIONS AND CONTINUING CONNECTED TRANSACTIONS

Purchase of Spare Parts from Guangzhou City Pearl River Machine Tool Works Co., Ltd* (廣州市珠江機床廠有限公司)

On 4 December 2012, the Group entered into the spare parts purchase agreement with Guangzhou City Pearl River Machine Tool Works Co., Ltd.* (廣州市珠江機床廠有限公司) ("GZMT") for a term of three years commenced on 1 January 2013 and ended on 31 December 2015. On 4 December 2015, the parties entered into a new spare parts purchase agreement to renew the terms of the original spare parts purchase agreement for a further three years. Pursuant to the spare parts purchase agreements, the Group agreed to purchase spare parts of the machines used for the manufacture and processing of steel pipes from GZMT, with the annual cap for each of the three years ended 31 December 2015 being RMB28 million, RMB30 million and RMB32 million, and the annual cap for each of the three years ending 31 December 2018 being RMB30 million, RMB32 million and RMB34 million respectively (the "Proposed Annual Caps"). During the year ended 31 December 2018, the Group did not purchase spare parts from GZMT, which was within the annual cap. Such spare parts purchase transactions were conducted in the ordinary and usual course of business of the Group and on normal commercial terms or on terms no less favourable to the Group than those available to independent third parties and in accordance with the purchase agreement. Details of the above transactions are set out in note 41 to the financial statements.

GZMT is a limited liability company incorporated in the PRC and is principally engaged in the manufacture and sales of machine tools. GZMT is ultimately, wholly and beneficially owned by Mr. Chen Chang, the controlling shareholder and chairman of the Company, and is therefore an associate of Mr. Chen Chang and a connected person (as defined in the Listing Rules) of the Company.

* Unofficial transliteration from Chinese name for identification purposes only

遵守證券交易標準守則

本公司採納上市規則附錄10所載上市公司董事進行證券交易的標準守則(「標準守則」)。經具體查詢後，全體董事確認彼等於截至二零一八年十二月三十一日止年度均已遵守標準守則。

關連交易及持續關連交易

向廣州市珠江機床廠有限公司購買零部件

於二零一二年十二月四日，本集團與廣州市珠江機床廠有限公司(「珠江機床」)訂立零部件採購協議，自二零一三年一月一日開始及於二零一五年十二月三十一日截止，為期三年。於二零一五年十二月四日，訂約方訂立一份新零部件採購協議，藉以更新原零部件採購協議的條款，以再續三年。根據零部件採購協議，本集團同意向珠江機床購買用作製造及加工鋼管的機械零部件，截至二零一五年十二月三十一日止三個年度各年的年度上限分別為人民幣28,000,000元、人民幣30,000,000元及人民幣32,000,000元，而截至二零一八年十二月三十一日止三個年度各年的年度上限分別為人民幣30,000,000元、人民幣32,000,000元及人民幣34,000,000元(「建議年度上限」)。於截至二零一八年十二月三十一日止年度，本集團沒有向珠江機床購買零部件，金額實屬年度上限之內。有關零部件採購交易乃於本集團一般及正常業務過程中進行，並按一般商業條款或不遜於本集團可從獨立第三方獲得的條款釐定，符合採購協議。上述交易詳情載於財務報表附註41。

珠江機床為一間於中國註冊成立的有限公司，主要從事製造及銷售機床。珠江機床由本公司控股股東兼主席陳昌先生最終全資實益擁有，故此為陳昌先生的聯繫人士及本公司的關連人士(定義見上市規則)。

REPORT OF DIRECTORS

董事會報告書

As the Group is involved in the manufacture and sales of welded steel pipes and the provision of related manufacturing services, it purchases spare parts of the machines used for the manufacture and processing of steel pipes. Such spare parts were and will be used by the Group as components for (i) the repair and maintenance of its machines and production lines; and (ii) the installation of new production lines and new production facilities. Some of the spare parts are general accessory items and some of them are required to be tailor-made, thus ancillary processing work on the spare parts is required. The design of the spare parts is provided by the Group. During the considerably long period of purchasing spare parts from GZMT, GZMT have been a reliable source of supply, in terms of being capable of providing spare parts with the required technical and quality standards that suit the Group's needs and for keeping confidentiality of the design for the spare parts provided by the Group.

The purchases of spare parts set out above constitute continuing connected transactions for the Company under Chapter 14A of the Listing Rules. In accordance with Rule 14A.34 of the Listing Rules, as one or more of the applicable percentage ratios for the above transactions are more than 0.1% but all are less than 5%, the spare parts purchase transactions are only subject to the reporting and announcement requirements set out in Rules 14A.71 to 14A.72 of the Listing Rules but are exempted from the independent shareholders' approval requirements and are subject to the annual review requirement under Rules 14A.55 to 14A.56 of the Listing Rules. Announcements were published on 4 December 2012 and 4 December 2015 regarding the above transactions in accordance with the Listing Rules. The Company confirms that it has complied with the relevant requirements under Chapter 14A of the Listing Rules in so far as they are applicable.

The independent non-executive Directors have reviewed the continuing connected transactions set out in note 41 to the financial statements and have confirmed that these continuing connected transactions were entered into (i) in the ordinary and usual course of business of the Group; (ii) on normal commercial terms or on terms no less favourable to the Group than terms available to independent third parties; and (iii) in accordance with the relevant agreements governing them on terms that are fair and reasonable and in the interests of the shareholders of the Company as a whole.

由於本集團從事生產及銷售直縫焊管及提供相關製造服務，因此會採購用作製造及加工鋼管的機械零部件。本集團一直及將會採用該等零部件，作為下列工序的元件：(i) 機器及生產線維修及保養；及(ii) 安裝新生產線及新生產設施。部分零部件屬一般零件，而部分零部件則須訂製，因此須對零部件進行輔助加工工作。本集團負責提供零部件的設計。於本集團向珠江機床購買零部件的很長一段期間內，珠江機床一直是可靠的供應來源，同時該間公司不但能提供符合本集團對技術及質量標準需求的零部件，亦能為本集團提供的零部件設計保密。

根據上市規則第14A章，上述零部件採購構成本公司的持續關連交易。根據上市規則第14A.34條，由於上述交易一個或多個適用百分比率多於0.1%但全部少於5%，零部件採購交易僅須遵守上市規則第14A.71條至第14A.72條所載有關申報及公佈的規定，但豁免獨立股東批准的規定，並須遵守上市規則第14A.55條至第14A.56條的年度審核規定。本公司已根據上市規則，就上述交易於二零一二年十二月四日及二零一五年十二月四日刊發公佈。本公司確認其已遵守上市規則第14A章之有關規定（如適用）。

誠如財務報表附註41所載，獨立非執行董事已對該等持續關連交易進行檢討，並已確認該等持續關連交易乃(i)於本集團一般日常業務過程中訂立；(ii)按一般商業條款或不遜於本集團可從獨立第三方獲得的條款訂立；及(iii)根據規管該等交易的相關協議訂立，而協議的條款實屬公平合理，並符合本公司股東的整體利益。

REPORT OF DIRECTORS

董事會報告書

The Directors had received a letter from Ernst & Young, the auditors of the Company, confirming that the continuing connected transactions (i) had been approved by the Board; (ii) were in accordance with the pricing policies of the Company; (iii) had been entered into in accordance with the relevant agreements governing the transactions; and (iv) had not exceeded the cap amount for the financial year ended 31 December 2018 as set out in the Company's announcement dated 4 December 2015.

On 30 December 2016, the Group entered into a purchase agreement with Guangzhou City Pearl River Machine Tool Works Co., Ltd.* (廣州市珠江機床廠有限公司) ("GZMT") for the purchase of spare parts and production line ("Purchase Transaction") from the latter for the maintenance of machines, installation of rolling line electrical drive system equipment and transformation of steel transportation system of bimetal composite plate processing plant in Lianyungang, the PRC. The consideration for the Purchase Transaction is approximately RMB173.6 million. The purchase of the spare parts and production line is mainly for the construction of the bimetal composite plate processing plant in Lianyungang, the PRC as per the Company's announcement dated 18 November 2016 and the circular dated 9 January 2017. GZMT is ultimately, wholly and beneficially, owned by Mr. Chen Chang, the controlling shareholder and chairman of the Company, and is therefore an associate of Mr. Chen Chang and a connected person of the Company. The Purchase Transaction was duly passed by the independent shareholders of the Company at the extraordinary general meeting on 19 June 2017. As at 31 December 2018, the amount due from a related party of approximately RMB118.9 million was the advance payment to GZMT for the Purchase Transaction.

SUFFICIENCY OF PUBLIC FLOAT

Based on information that is publicly available to the Company and within the knowledge of the Directors as at the latest practicable date prior to the issue of this report, the Company has maintained the prescribed public float under the Listing Rules.

董事已接獲本公司核數師安永會計師事務所發出的函件，當中確認持續關連交易：(i) 已獲董事會批准；(ii) 乃根據本公司的定價政策進行；(iii) 已根據規管該等交易的相關協議訂立；及(iv) 並無超出截至二零一八年十二月三十一日止財政年度的上限金額（載於本公司日期為二零一五年十二月四日之公佈內）。

於二零一六年十二月三十日，本集團與廣州市珠江機床廠有限公司（「珠江機床」）訂立採購協議，內容有關向珠江機床採購零部件及生產線（「採購交易」），用於在中國連雲港的雙金屬複合板加工廠維修機械、安裝軋綫電氣傳動系統設備及改造鋼材運輸系統。採購交易的代價約為人民幣173,600,000元。採購零部件及生產線乃主要用於在中國連雲港建造雙金屬複合板加工廠（誠如本公司日期為二零一六年十一月十八日之公佈及日期為二零一七年一月九日之通函所述）。珠江機床由本公司控股股東兼主席陳昌先生最終全資實益擁有，故此為陳昌先生的聯繫人及本公司的關連人士。採購交易於二零一七年六月十九日舉行之股東特別大會上獲本公司獨立股東正式通過。於二零一八年十二月三十一日，應收一名關連人士款項約人民幣118,900,000元為就採購交易支付予珠江機床的預付款。

公眾持股量充足性

根據本公司可得公開資料及就董事所知，本公司於刊發本報告前的最後可行日期一直維持上市規則所述的公眾持股量。

* Unofficial transliteration from Chinese name for identification purposes only

REPORT OF DIRECTORS

董事會報告書

EVENTS AFTER THE REPORTING PERIOD

Apart from above, there are no significant events subsequent to 31 December 2018 which would materially affect the Group's operating and financial performance as of the date of consolidated financial statements.

AUDITORS

The Company has appointed Ernst & Young as auditors of the Company for the year ended 31 December 2018. A resolution will be proposed for approval by shareholders at the forthcoming AGM to re-appoint Ernst & Young as auditors of the Company.

ON BEHALF OF THE BOARD

Chen Chang

Chairman

Hong Kong

29 March 2019

報告期後事項

除上文所述者外，本集團於二零一八年十二月三十一日後並無重大事項致使於綜合財務報表日期本集團的經營及財務表現受到重大影響。

核數師

本公司已委任安永會計師事務所出任本公司截至二零一八年十二月三十一日止年度的核數師。有關重新委任安永會計師事務所為本公司核數師的決議案將於應屆股東週年大會上提呈以取得股東批准。

代表董事會

主席

陳昌

香港

二零一九年三月二十九日

CORPORATE GOVERNANCE REPORT

企業管治報告

The Board is committed to maintaining a good standard of corporate governance practices and business ethics in the firm belief that they are essential for maintaining and promoting investors' confidence and maximising shareholders' returns.

The Company has adopted the code provisions in the Corporate Governance Code (the "CG Code") as set out in Appendix 14 to the Listing Rules as its own code of corporate governance. The Board considers that up to the date of this annual report, in the opinion of the Board, saved as disclosed in section "Chairman and Chief Executive" below, the Company has complied with the CG Code. The Company will continue to enhance its corporate governance practices appropriate to the conduct and growth of its business and to review its corporate governance practices from time to time to ensure they comply with the evolving regulatory requirements and to meet the rising expectations of the Shareholders and other stakeholders.

The following summarises the Company's corporate governance practices.

CORPORATE GOVERNANCE PRACTICES

(A) Board of Directors

Responsibilities and Delegation

The Board is responsible for the leadership and control of the Company, overseeing the Group's businesses, strategic decisions, internal control, risk management systems, monitoring the performance of senior management and determining the policy for corporate governance. The management is responsible for daily operations of the Group under the leadership of the Chairman. The Directors have the responsibility to act objectively in the interests of the Company.

All Directors have carried out their duties in good faith, in compliance with applicable laws and regulations and in the interests of the Company and its shareholders at all times.

The Board has delegated various responsibilities to the Board committees including the Audit Committee, the Nomination Committee and the Remuneration Committee. Further details of these Committees are set out below in section B of this corporate governance report.

The Company had arranged Directors and Officers Liability Insurance for the Directors and officers of the Company.

董事會致力於維持高水準的企業管治常規及商業道德，並深信其是維持及提升投資者信心以及為股東帶來最高回報的根本。

本公司已採納上市規則附錄14所載企業管治守則（「企業管治守則」）所載的守則條文，作為其自身企業管治守則。董事會認為，直至本年報日期，除下文「主席及行政總裁」一節所披露者外，本公司已遵守企業管治守則。本公司將繼續加強適用於其業務運作及發展之企業管治常規，並不時檢討其企業管治常規，以確保其遵守日益嚴格之監管要求，及滿足股東及其他利益相關者不斷提高的期望。

本公司企業管治常規概述如下。

企業管治常規

(A) 董事會

職責及授權

董事會負責領導及控制本公司以及監管本集團的業務、戰略決策、內部監控、風險管理系統、監察高級管理層的表現及制定企業管治政策。管理層負責在主席的領導下開展本集團的日常營運工作。董事有責任以本公司利益為前提按客觀標準行事。

全體董事於所有時間均已竭誠履行彼等之職責，遵守了適用法律及法規，符合本公司及其股東之利益。

董事會已授權董事委員會（包括審核委員會、提名委員會及薪酬委員會）多項職責。有關該等委員會的進一步詳情載於本企業管治報告下文B節。

本公司已為其董事及高級職員安排董事及高級職員責任保險。

CORPORATE GOVERNANCE REPORT

企業管治報告

Board Composition

The Board members during the year ended 31 December 2018 and up to the date of this report are as follows:

Executive Directors:

Mr. Chen Chang Chairman of the Board and Chief Executive Officer, Member of the Remuneration Committee and Nomination Committee

Ms. Chen Zhao Nian

Ms. Chen Zhao Hua

Independent Non-Executive Directors:

Mr. Chen Ping Chairman of the Nomination Committee and Member of the Audit Committee and Remuneration Committee

Mr. See Tak Wah Chairman of the Audit Committee

Mr. Tian Xiao Ren Chairman of the Remuneration Committee, Member of the Audit Committee and Nomination Committee

The Board currently comprises three executive Directors and three independent non-executive Directors from different business and professional fields. Mr. Chen Chang, Ms. Chen Zhao Nian and Ms. Chen Zhao Hua are members of the same family. Mr. Chen Chang is the father of both Ms. Chen Zhao Nian and Ms. Chen Zhao Hua.

Save as disclosed, there is no other relationship among members of the Board. The profiles of each Director and the relationships among the Directors are set out in the "Profile of Directors and Senior Management" section in this annual report.

The Directors, including the independent non-executive Directors, have brought a wide spectrum of valuable business experience, knowledge and professionalism to the Board for its efficient and effective delivery of the Board functions. The number of independent non-executive Directors constitutes more than one-third of the Board. A list containing the names of the Directors and their roles and functions is published on the websites of the Stock Exchange and the Company at www.pck.com.cn.

董事會組成

截至二零一八年十二月三十一日止年度及直至本報告日期止董事會成員載列如下：

執行董事：

陳昌先生 董事會主席及行政總裁，
薪酬委員會及
提名委員會成員

陳兆年女士

陳兆華女士

獨立非執行董事：

陳平先生 提名委員會主席、審核委員會及薪酬委員會成員

施德華先生

田曉韜先生

審核委員會主席

薪酬委員會主席、審核委員會及提名委員會成員

董事會目前由三名執行董事及三名獨立非執行董事組成，彼等來自不同的業務及專業領域。陳昌先生、陳兆年女士及陳兆華女士乃同一家族成員。陳昌先生為陳兆年女士及陳兆華女士的父親。

除上述披露者外，董事會成員之間並無其他關係。各位董事的履歷及董事之間的關係載於本年報「董事及高級管理層履歷」一節。

董事（包括獨立非執行董事）為董事會帶來了廣泛而有價值的業務經驗、知識及專業精神，以便董事會確實有效發揮職能。獨立非執行董事人數佔董事會人數的三分之一以上。一份載有董事姓名及彼等職務及職能之名單於聯交所網站及本公司網站 www.pck.com.cn 發佈。

The Company has received annual confirmation from each of the independent non-executive Directors of his independence pursuant to Rule 3.13 of the Listing Rules. The Company considers that all of the independent non-executive Directors are independent.

Upon reviewing the directorships and major commitments of each Director, and the attendance rate of each Director at the meetings of the Board and its committees, the Board is satisfied that all Directors have spent sufficient time in performing their responsibilities during 2018.

Board Meetings and Board Practices

The Company has adopted the practice of holding Board meetings regularly for at least four times a year at approximately quarterly intervals. Ad-hoc meetings will also be convened if necessary to discuss the overall strategy as well as financial performance of the Group. Notice of Board meeting is sent to all Directors at least 14 days prior to a regular Board meeting. Reasonable notice will be given to the Directors for ad-hoc Board meetings. Directors may participate either in person or through electronic means of communication.

Agenda and Board papers together with all appropriate, complete and reliable information will be provided to all the Directors at least 3 days before meetings. All the Directors will be provided with sufficient resources to discharge their duties, and, upon reasonable request, the Directors will be able to seek independent professional advice in appropriate circumstances, at the Company's expenses. All Directors will have the opportunity to include matters in the agenda for Board meetings. The company secretary of the Company is responsible for keeping the minutes of Board meetings and meetings of Board committees. All minutes are open for inspection by any Director at reasonable time on reasonable notice.

For the financial year ended 31 December 2018, six Board meetings were held.

本公司已按照上市規則第3.13條就各獨立非執行董事接獲有關各自獨立性的年度確認書。本公司認為所有獨立非執行董事均為獨立人士。

經審閱各董事之董事職位及主要承諾，以及各董事於董事會及其委員會會議之出席率後，董事會對所有董事於二零一八年均使用足夠時間履行彼等之職責表示滿意。

董事會會議及董事會常規

本公司已按常規每年最少定期舉行四次董事會會議，大約每季舉行一次。需要時亦會召開臨時會議，商討整體策略以及本集團的財務表現。全體董事於舉行定期董事會會議前最少十四天獲發董事會會議通告，而臨時董事會會議通告則於合理時間內事先派發予董事。董事可親身或以電子通訊方式參加會議。

全體董事將於會前最少三天獲發董事會會議議程及相關文件以及所有適當、完備及可靠資料。所有董事均將獲提供充足資源以便履行彼等之職責，且在合理要求時，董事將可在適當情況下尋求獨立專業意見，費用由本公司承擔。所有董事均有機會在董事會會議議程中加插事項。本公司的公司秘書負責保存董事會會議及董事委員會會議記錄。所有會議記錄均可供任何董事於合理時間發出合理通知時公開查閱。

截至二零一八年十二月三十一日止財政年度，已舉行六次董事會會議。

The Company's Articles of Association contain provisions requiring Directors to abstain from voting and not to be counted in the quorum at meetings for approving transactions in which such Directors or any of their associates have a material interest. According to current Board practices, any material transaction, which involves a conflict of interests for a substantial shareholder or a Director, will be considered and dealt with by the Board at a duly convened Board meeting.

Chairman and Chief Executive

The Company is aware of the requirement under paragraph A.2.1 of the CG Code that the roles of chairman and chief executive should be separated and should not be performed by the same individual. The Company does not separately have any officer with the title of "chief executive". Mr. Chen Chang, the Chairman and founder of the Group, is also responsible for the leadership and effective running of the Board, ensuring that all material issues are decided by the Board in a conducive manner. The Board will meet regularly to consider major matters affecting the operations of the Group. The Board considers that this structure will not impair the balance of power and authority between the Board and the management of the Company. The roles of the respective executive Directors and senior management, who are in charge of different functions complement the role of the chairman and chief executive. The Board is of the view that this structure provides the Group with strong and consistent leadership, facilitates effective and efficient planning and implementation of business decisions and strategies, and ensures the generation of shareholders' benefits.

The Board shall nevertheless review the structure from time to time to ensure appropriate move is being taken should suitable circumstance arise.

Appointments, Re-election and Removal of Directors

The Board is responsible for selection and approval of candidates for appointment as Directors. The Company has established a Nomination Committee on 22 March 2012. The Nomination Committee is responsible for reviewing Board composition including the board diversity policy, evaluating the balance of skills, knowledge and experience of the Board and making recommendations on the appointment of Directors.

本公司章程載有條文，要求批准董事或其任何聯繫人士有重大權益之交易時，該董事須放棄投票及不計入大會法定人數。根據董事會現有做法，牽涉主要股東或董事之利益衝突之任何重大交易，將於正式召開之董事會會議上考慮及處理。

主席及行政總裁

本公司知悉，企業管治守則第A.2.1條規定主席及行政總裁的職務應予分離，而不應由同一人擔任。本公司並未獨立設「行政總裁」一職。本集團主席及創辦人陳昌先生同時負責董事會的領導工作及實際運作，確保所有重大事宜均由董事會以可行方式決定。董事會將定期舉行會議考慮影響本集團營運的重大事項。董事會認為此架構不會損害董事會及本公司管理層之間權力及權限的平衡。各位負責不同職能的執行董事及高級管理層會互補主席及行政總裁的職務。董事會認為此架構可為本集團提供強大一致的領導，有助於切實及有效地規劃及執行商業決策及策略及確保提高股東利益。

儘管如此，董事會仍將不時檢討此架構，以確保因應條件變化適時對其作出適當變動。

委任、重選及罷免董事

董事會負責遴選及批准候選人獲委任為董事。本公司於二零一二年三月二十二日成立提名委員會。提名委員會負責檢討董事會架構（包括董事會多元化政策）、評估董事會技能、知識及經驗之間的平衡，並就委任董事作出建議。

CORPORATE GOVERNANCE REPORT

企業管治報告

Each of the executive Directors has renewed his/her service contract with the Company for a period of three years commencing from 1 February 2019. All of their appointments are subject to retirement by rotation and re-election in accordance with the Articles of Association of the Company.

Each of the independent non-executive Directors (except Mr Tian) has been re-appointed for a term of two years commencing from 1 February 2018, and are subject to retirement by rotation and re-election in accordance with the Articles of Association of the Company. Mr Tian Xiao Ren has been re-appointed as independent non-executive Director for a term of two years commencing from 1 August 2018, and are subject to retirement by rotation and re-election in accordance with the Articles of Association of the Company.

The Nomination Committee has reviewed the re-appointments/appointment of both executive Directors and independent non-executive Directors and recommended to the Board of Directors for decision.

In accordance with the Company's Articles of Association, all Directors shall be subject to retirement by rotation at least once every three years and any new Director appointed to fill a causal vacancy shall submit himself/herself for re-election by shareholders at the first general meeting after appointment. In accordance with the Articles of Association, Mr Chen Chang and Mr. Chen Ping will retire and, being eligible, will offer themselves for re-election at the forthcoming AGM of the Company.

各執行董事均已與本公司重續其服務合約，由二零一九年二月一日起計為期三年。彼等的委任均須根據本公司組織章程細則輪席告退並重選連任。

各獨立非執行董事（田先生除外）已獲重新委任，由二零一八年二月一日起計為期兩年，並須根據本公司組織章程細則輪席告退及重選連任。田曉韜先生獲重新委任為獨立非執行董事，由二零一八年八月一日起計為期兩年，並須根據本公司組織章程細則輪席告退及重選連任。

提名委員會已檢討執行董事及獨立非執行董事的續聘／委任，並已就董事決策向董事會提供推薦建議。

根據本公司組織章程細則，所有董事均須每三年至少輪席告退一次，且獲委任以填補臨時空缺之任何新董事須於獲委任後首個股東大會上供股東重選連任。根據組織章程細則，陳昌先生及陳平先生將於本公司應屆股東週年大會上退任，並符合資格膺選連任。

Pursuant to Code Provision A.4.3 of the CG Code, if an independent non-executive Director serves more than nine years, his further appointment should be subject to a separate resolution to be approved by the Shareholders. As such, although each of Mr. Chen Ping and Mr. See Tak Wah has served as an independent non-executive Director for more than nine years, the Board consider that each of Mr. Chen Ping and Mr. See Tak Wah is a person of integrity and independent in judgement and character. They are independent of management and free from any business or other relationships or circumstances which could materially interfere with the exercise of their independent judgement. The Board considers that each of Mr. Chen Ping and Mr. See Tak Wah meets the independent guidelines set out in Rule 3.13 of the Listing Rules, and is of the view that their independence is not affected by their tenure with the Company. The Board believes that their valuable experience in the Group's business and their professional knowledge will continue to generate significant contribution to the Board, the Company and the Shareholders as a whole.

Pursuant to Code Provision A.4.3 of the CG Code and in accordance to the Company's Articles of Association, a separate resolution will be proposed for the re-election of each of Mr. Chen Chang, Mr. Chen Ping and Mr. See Tak Wah at the forthcoming AGM of the Company.

Training Induction and Continuing Development of Directors

The Directors have endeavoured to keep abreast of the changes in their responsibilities as a Director and of the business activities and development of the Company.

根據企業管治守則條文第A.4.3條，凡獨立非執行董事在任超過九年，其繼續委任應經股東以獨立決議案形式批准。因此，儘管陳平先生及施德華先生各自已擔任獨立非執行董事超過九年，董事會認為陳平先生及施德華先生均為具誠信及獨立判斷力及個性之人士。彼等均獨立於管理層，亦無任何業務或其他關係或情況可嚴重干擾彼等作出獨立判斷。董事會認為陳平先生及施德華先生符合上市規則第3.13條所載的獨立指引，並認為彼等於本公司任職並未影響其獨立性。董事會相信，彼等對本集團業務的寶貴經驗及彼等的專業知識將繼續為董事會、本公司及股東整體創造巨大貢獻。

根據企業管治守則條文第A.4.3條及本公司組織章程細則，將就陳昌先生、陳平先生及施德華先生各自之重選於本公司應屆股東週年大會上提呈特別決議案。

董事的培訓指引及持續發展

董事須努力跟上董事責任及本公司的業務活動及發展之變動。

Each newly appointed Director receives formal, comprehensive and tailored induction on the first occasion of his/her appointment to ensure appropriate understanding of the business and operations of the Company and full awareness of director's responsibilities and obligations under the Listing Rules and relevant statutory requirements.

Directors are continually updated on developments in the statutory and regulatory regime and the business environment to facilitate the discharge of their responsibilities. The Directors have provided to the Company their records of continuous professional development during the year ended 31 December 2018.

During the year ended 31 December 2018, all Directors attended seminars and training courses in relation to corporate governance, Listing Rules update or financial markets update arranged by professional firms/institutions. Records of continuing professional development have been maintained by the company secretary. Besides, the company secretary also conducted briefings on corporate governance, directors' duties and responsibilities and provided materials for Listing Rules amendments to all Directors for their reference.

Model Code for Securities Transactions

The Company has adopted the Model Code by Directors of Listed Issuers (the "Model Code") as set out in Appendix 10 to the Listing Rules. Following a specific enquiry, all the Directors has confirmed that they have complied with the Model Code throughout the year ended 31 December 2018.

When the Company is aware of any restricted period for dealings in the Company's securities, the Company will notify its Directors in advance.

每名新委任的董事在首次接受委任時會接獲一份正式、全面及特為彼而設的指引，以確保彼對本公司的業務及營運有合適的認識，並且對上市規則及相關法定規定下董事之責任及義務有充分的認識。

董事經常獲得有關法定及監管制度及營商環境之最新資料，以助彼等履行職責。董事已於截至二零一八年十二月三十一日止年度向本公司提供彼等持續專業發展之記錄。

截至二零一八年十二月三十一日止年度，所有董事均已參加由專業公司／機構籌辦有關企業管治、上市規則更新或金融市場資料更新的研討會及培訓課程。持續專業發展之記錄一直由公司秘書存置。此外，公司秘書亦就企業管治、董事之職務及職責進行簡介，並提供有關上市規則修訂之材料，供所有董事參考。

證券交易的標準守則

本公司已採納上市規則附錄10所載的上市發行人董事之標準守則（「標準守則」）。經作出具體查詢後，全體董事確認彼等在截至二零一八年十二月三十一日止年度均已遵守標準守則。

當本公司知悉任何本公司證券交易之受限期間時，其將提前通知其董事。

Non-Competition Undertakings

The independent non-executive Directors have also reviewed the confirmations given by Mr Chen Chang and Bournam, being controlling shareholders of the Company, in respect of each of their compliance with the non-competition undertakings as disclosed in the prospectus of the Company dated 28 January 2010.

(B) Board Committees

The Board has established three committees, namely the Audit Committee, Nomination Committee and Remuneration Committee, for overseeing particular aspects of the Company's affairs. All Board committees of the Company are established with defined written terms of reference. The terms of reference of the Board committees are posted on the websites of the Company and the Stock Exchange.

The majority of the members of each Board committee are independent non-executive Directors.

Board committees are provided with sufficient resources to discharge their duties and, upon reasonable request, are able to seek independent professional advice in appropriate circumstances at the Company's expense.

Audit Committee

The audit committee of the Board (the "Audit Committee") consists of three independent non-executive Directors, namely Mr Chen Ping, Mr See Tak Wah and Mr Tian Xiao Ren. Mr See Tak Wah is the Chairman of the Audit Committee. The primary duties of the Audit Committee are to review and supervise the financial reporting process and the internal control and risk management procedures and systems of our Group. The Audit Committee has reviewed the Company's audited consolidated financial statements for the year ended 31 December 2018 and the condensed unaudited consolidated interim financial statements for the six months ended 30 June 2018, including the accounting principles and practices adopted by the Company and the Group.

不競爭承諾

獨立非執行董事亦已審閱本公司控股股東陳昌先生及Bournam就彼等各自己遵守本公司日期為二零一零年一月二十八日之招股章程所披露的不競爭承諾作出的確認書。

(B) 董事委員會

董事會成立了三個委員會，即審核委員會、提名委員會及薪酬委員會，以監察本公司各方面事務。本公司全體董事委員會已設立特定書面職權範圍。董事委員會之職權範圍刊載於本公司及聯交所網站。

各董事委員會主要成員均為獨立非執行董事。

董事委員會有足夠資源履行其職責及在合理要求下可於適當情況尋求獨立專業意見，費用由本公司承擔。

審核委員會

董事會審核委員會（「審核委員會」）由三名獨立非執行董事（即陳平先生、施德華先生及田曉韜先生）組成。施德華先生為審核委員會主席。審核委員會的主要職責是審查及監督本集團的財務申報程序及內部監控及風險管理程序及制度。審核委員會已審閱本公司截至二零一八年十二月三十一日止年度的經審核綜合財務報表及截至二零一八年六月三十日止六個月的簡明未經審核綜合中期財務報表，包括本公司及本集團所採納的會計原則及慣例。

The main duties of the Audit Committee include the following:

- To review the financial statements and reports and consider any significant or unusual items raised by the internal auditor or external auditors before submission to the Board;
- To review the relationship with the external auditors by reference to the work performed by the auditors, their fees and terms of engagement, and make recommendations to the Board on the appointment, re-appointment and removal of external auditors; and
- To review the adequacy and effectiveness of the Company's financial reporting system, risk management and internal control systems and associated procedures.

The Audit Committee held four meetings during the year ended 31 December 2018, of which two meetings with external auditors' presence, and all members of the Audit Committee attended all meetings. At the meetings, it reviewed the financial reporting and compliance procedures, the report of the internal auditor on the Company's internal control and risk management systems and processes, and the re-appointment of the external auditors. No major issue on the internal control system of the Group has been identified.

There were no material uncertainties or events or conditions that might cast significant doubt on the Company's ability to continue as a going concern at the end of 2018 and the date of this report.

There was no disagreement between the Audit Committee and the Directors in respect of matters about selection, appointment, resignation or dismissal of an external auditor.

The Company had established a whistleblowing policy and system for employees to raise concerns of possible improprieties where all concerns are addressed to the Audit Committee.

The Company's annual results for the year ended 31 December 2018 and interim results for the six months ended 30 June 2018 have been reviewed by the Audit Committee.

審核委員會之主要職責包括以下各項：

- 向董事會提交財務報表及報告前審閱有關資料，並考慮內部核數師或外聘核數師所提出之任何重大或特殊項目；
- 參照外聘核數師之工作、費用及委聘條款以檢討與外聘核數師之關係，並就委任、續聘及辭退外聘核數師向董事會提出建議；及
- 檢討本公司財務報告制度、風險管理及內部監控制度以及相關程序是否足夠及有效。

審核委員會於截至二零一八年十二月三十一日止年度舉行四次會議，其中兩次會議有外聘核數師列席，審核委員會所有成員均有出席全部會議。於會議上，委員會檢討財務報告及規章遵守程序、有關本公司內部監控及風險管理制度及過程之內部核數師報告以及外聘核數師之續聘。並無發現本集團內部監控制度有任何重大問題。

於二零一八年底及本報告日期，概無存在任何重大不明朗因素或可導致嚴重質疑本公司持續經營能力的事件或情況。

審核委員會於遴選、委聘、辭任或罷免外聘核數師的事宜上，與董事並無意見分歧。

本公司已設立舉報政策及制度，供僱員提出可能存在不當情況的事宜，而所有事宜均由審核委員會處理。

本公司截至二零一八年十二月三十一日止年度之年度業績及截至二零一八年六月三十日止六個月之中期業績已由審核委員會審閱。

Nomination Committee

The Company recognises the benefits of a board that compose of a balance of skills, experience, expertise and diversity of perspectives appropriate to the business development of the Company. The Board has adopted a board diversity policy in 2013. The Board has reviewed its composition and considered a number of aspects, including gender, age, educational background, professional experience, skills, knowledge and length of service in accordance with its board diversity policy. The Board consider that the existing board composition is well diversified and appropriate to the business development of the Company.

The Company established the Nomination Committee on 22 March 2012 in compliance with Appendix 14 to the Listing Rules. The Nomination Committee consists of three members, namely Mr Chen Ping, Mr Tian Xiao Ren and Mr Chen Chang. Mr Chen Ping is the chairman of the Nomination Committee. The majority of them are independent non-executive Directors.

The primary functions of the Nomination Committee are to review and monitor the structure, size and composition (including the skills, knowledge and experience) of the Board to complement the Company's corporate strategy and make recommendations to the Board on matters relating to the appointment or re-appointment of Directors and succession planning for Directors, assess the independence of independent non-executive Directors, and review the board diversity policy and review the measurable objectives that the Board has set for implementing the board diversity policy, and the progress on achieving the objectives.

During the year and up to the date of the annual report, the Nomination Committee has reviewed the composition of the Board and made recommendations to the Board for the re-appointment of Directors and succession planning for the chairman, assessed the independence of independent non-executive Directors and reviewed the board diversity policy determined the policy for nomination of directors, nomination procedure process and criteria to select and recommend candidates.

The Nomination Committee held one meeting during the year ended 31 December 2018 and all members of the Committee attended the meeting.

提名委員會

本公司認識到董事會成員組成達到技能、經驗、專業知識及範疇多元化的平衡大有裨益，適合本公司業務的發展。董事會已於二零一三年採納董事會多元化政策。董事會已檢討其成員組成，並根據董事會多元化政策考慮了多個方面，包括性別、年齡、教育背景、專業經驗、技能、知識及服務期限。董事會認為現有董事會成員組成充分體現了多元化政策，且適合本公司業務發展。

本公司遵照上市規則附錄14的規定，於二零一二年三月二十二日成立提名委員會。提名委員會由三位成員組成，即陳平先生、田曉韜先生及陳昌先生。陳平先生為提名委員會之主席。大部分成員為獨立非執行董事。

提名委員會之主要職能是檢討及監督董事會之架構、規模及成員（包括技能、知識及經驗），以輔助本公司之企業策略及就委任或再委任董事及董事之繼任計劃相關之事宜，向董事會提供建議，評估獨立非執行董事之獨立性，並檢討董事會多元化政策，及檢討董事會為執行董事會多元化政策而設立之可衡量目標，以及達到目標之進程。

於年內及截至本年報日期，提名委員會已審閱董事會之組成，並就再委任董事及主席之繼任計劃向董事會提供建議，其已評估獨立非執行董事的獨立性，及檢討董事會多元化政策，並制訂董事提名政策、提名程序及甄選及推薦候選董事的標準。

於截至二零一八年十二月三十一日止年度，提名委員會已舉行一次會議，而委員會所有成員均有出席該會議。

According to the Nomination Policy adopted by the Company, appointments of Board members will be made on a merit basis and candidates will be considered against objective criteria. The selection criteria used in assessing the suitability of a candidate include:

- the candidate's academic background and qualifications (including professional qualifications, skills and knowledge which are relevant to the Company's business and corporate strategy);
- the candidate's relevant experience in the industry;
- the candidate's character and integrity;
- the candidate's willingness and capacity to devote adequate time in discharge of a director's duties;
- whether the candidate can contribute to the Board a diversity of perspectives, including but not limited to gender, age, race, cultural and educational background, professional experience, skills, knowledge and length of service;
- (where the candidate is proposed to be appointed as an independent non-executive Director) whether the candidate is in compliance with the criteria of independence under the Listing Rules; and
- any other factors as may be determined by the Board from time to time.

In terms of nomination procedures, any Board member may nominate or invite a candidate for appointment as a Director to be considered by the Nomination Committee. The Nomination Committee will then evaluate the personal profile of the candidate based on the selection criteria set out above, undertake due diligence in respect of such candidate and make recommendation for the Board's consideration and approval. For nomination of independent non-executive Director, the Nomination Committee will also assess the candidate's independence in accordance with the CG Code and the Listing Rules. For re-appointment of retiring Directors, the Nomination Committee will review the candidate's overall contribution and performance (including the candidate's attendance at Board committee meetings, Board meetings and general meetings, his/her level of participation and performance on the Board), and make recommendations to the Board and shareholders for re-election at general meetings.

根據本公司採納的提名政策，董事會成員的委任將以用人唯賢的準則，根據客觀標準考慮可擔任董事會成員的人選。用以評估候選人的甄選準則包括：

- 候選人的學歷背景及資格（包括與本公司業務及企業策略有關之專業資格、技能及知識）；
- 候選人的與行業有關之經驗；
- 候選人的品格及誠信；
- 候選人是否願意及能夠投入足夠時間以履行董事之職責；
- 候選人是否能夠為董事會貢獻不同方面之多樣性，包括但不限於性別、年齡、種族、文化及教育背景、專業經驗、技能、知識及服務任期；
- （若候選人被建議委任為獨立非執行董事）其是否符合上市規則下相關之獨立準則；及
- 由董事會不時訂定的任何其他條件。

就提名程序而言，任何董事會成員可提名或邀請候選人擔任董事，以供提名委員會審議。提名委員會將根據上述甄選標準評估候選人的個人資料，對該候選人進行盡職調查，並提出董事會審議和批准的建議。就提名獨立非執行董事而言，提名委員會亦將根據企業管治守則及上市規則評估候選人的獨立性。就重新委任退任董事而言，提名委員會將檢討候選人的整體貢獻及表現（包括候選人出席董事會委員會會議、董事會會議及股東大會、他／她的參與程度及董事會表現），以及建議董事會及股東於股東大會上重選連任。

Remuneration Committee

The Remuneration Committee consists of three members, namely Mr Chen Ping, Mr Tian Xiao Ren and Mr Chen Chang. Mr Tian Xiao Ren is the chairman of the Remuneration Committee. The majority of them are independent non-executive Directors.

The primary functions of the Remuneration Committee are to make recommendations to the Board on the remuneration of our Directors and senior management and determine on behalf of the Board specific remuneration packages and conditions of employment for our Directors and senior management. Remuneration will be determined by reference to the duties and level of responsibilities as well as market practice and conditions. None of the Directors themselves approve their own remuneration.

During the year and up to the date of the annual report, the Remuneration Committee has reviewed the Group's remuneration policy, assessed the performance of executive Directors and reviewed the remuneration package of the executive Directors and senior management and recommended to the Board on the remuneration packages of the executive Directors and senior management.

For the year ended 31 December 2018, one meeting of the Remuneration Committee was held and all members attended the meeting.

Corporate Governance Function

The Board is responsible for performing the corporate governance duties of the Company. Terms of reference adopted by the Board include the duties of the Board on corporate governance functions to develop and review the Group's policies and practices on corporate governance, to review and monitor the training and continuous professional development of the Directors and the senior management and to review the Group's compliance with the CG Code and disclosure in this Corporate Governance Report.

薪酬委員會

薪酬委員會由三名成員（即陳平先生、田曉韜先生及陳昌先生）組成。田曉韜先生為薪酬委員會主席。大部分成員為獨立非執行董事。

薪酬委員會的主要職能是就董事及高級管理層的薪酬向董事會提供建議及代表董事會釐定董事及高級管理層的具體薪酬待遇及聘用條件。有關薪酬將參考其職責及職權範圍，以及市場慣例及市況釐定。概無董事批准其本身之薪酬。

於年內及截至本年報日期，薪酬委員會已審閱本集團的薪酬政策、評估執行董事的表現及審閱執行董事和高級管理層的薪酬待遇以及就執行董事及高級管理層之薪酬待遇向董事會提出推薦意見。

於截至二零一八年十二月三十一日止年度，薪酬委員會舉行了一次會議，而所有成員均有出席該會議。

企業管治職能

董事會負責執行本公司之企業管治職能。董事會採納之職權範圍包括董事會對企業管治職能之責任，包括制定及檢討本集團關於企業管治之政策及常規，審視及監督董事及高級管理層之培訓及持續專業發展，以及審視本集團遵守企業管治守則的情況及於本企業管治報告作出的披露。

CORPORATE GOVERNANCE REPORT

企業管治報告

The attendance of individual members of the Board and other Board Committees meetings for the financial year ended 31 December 2018 is set out in the table below:

截至二零一八年十二月三十一日止財政年度，董事會及其他董事委員會成員出席會議情況載列如下：

		Meeting attended/held 出席/舉行會議				
		AGM 股東週年大會	Board 董事會	Audit Committee 審核委員會	Nomination Committee 提名委員會	Remuneration Committee 薪酬委員會
Executive Directors	執行董事					
Mr Chen Chang (Chairman of the Board)	陳昌先生 (董事會主席)	1/1	6/6	N/A 不適用	1/1	1/1
Ms Chen Zhao Nian	陳兆年女士	1/1	4/6	N/A 不適用	N/A 不適用	N/A 不適用
Ms Chen Zhao Hua	陳兆華女士	0/1	5/6	N/A 不適用	N/A 不適用	N/A 不適用
Independent Non-executive Directors	獨立非執行董事					
Mr Chen Ping	陳平先生	1/1	6/6	4/4	1/1	1/1
Mr See Tak Wah	施德華先生	1/1	6/6	4/4	N/A 不適用	N/A 不適用
Mr Tian Xiao Ren	田曉韜先生	1/1	6/6	4/4	1/1	1/1

Chairman of the Board had a meeting with the independent non-executive Directors without the presence of other Executive Directors (save as the chairman himself) during the year ended 31 December 2018.

董事會主席於截至二零一八年十二月三十一日止年度與獨立非執行董事舉行過一次沒有其他執行董事在場（除主席本身外）的會議。

(C) Accountability and Audit Financial Reporting

The Board, supported by the chief financial officer and the finance department of the Group, is responsible for the preparation of the financial statements of the Company and the Group. In the preparation of financial statements, IFRSs have been adopted and the appropriate accounting policies and statutory requirements have been consistently complied with. The Board aims to present a clear and balanced assessment of the Group's performance in the annual and interim reports to the shareholders, and make appropriate disclosure and announcements in a timely manner.

(C) 問責及核數 財務匯報

董事會負責在本集團財務總監及財務部的協助下編製本公司及本集團的財務報表。於編製財務報表過程中，已採納國際財務報告準則並貫徹遵守適當會計政策及法律規定。董事會旨在於年度及中期報告中向股東呈列對本集團業績的清晰及公正的評估，並及時作出適當披露及公佈。

Directors' Responsibility on the Financial Statements

The Directors are responsible for overseeing the preparation of financial statements for the year ended 31 December 2018 with a view to ensuring that such financial statements give a true and fair view of the state of affairs of the Group and of the results and cash flows for that period. The Company's accounts are prepared in accordance with all relevant statutory requirements and suitable accounting standards.

The Directors are responsible for ensuring that appropriate accounting policies are selected and applied consistently; judgements and estimates made are prudent and reasonable; and the financial statements are prepared on a going concern basis.

The statement of the external auditor of the Company about their reporting responsibilities on the financial statements is set out in the Independent Auditor's Report on pages 106 to 115 of this annual report.

Management had provided monthly updates to Directors for giving a balanced and understandable assessment of the Company's performance, position and prospects to enable the Directors to discharge their duties.

Independent Auditors

During the year ended 31 December 2018, the remuneration paid or payable to the independent auditors, Ernst & Young, for services rendered is broken down below:

		2018 二零一八年 HKD'000 千港元
Audit services	核數服務	3,880
Others	其他	680
Total	合計	4,560

董事對財務報表的責任

董事負責監督截至二零一八年十二月三十一日止年度財務報表的編製，以確保該等財務報表真實、公平反映本集團的事務狀況以及該期間的業績及現金流量。本公司的賬目乃根據所有相關法律規定及適用會計準則編製。

董事負責確保選擇及一致應用適當會計政策；作出審慎及合理的判斷及評估；以及根據持續經營基準編製財務報表。

有關本公司外聘核數師對於其就財務報表申報職責所作的聲明載於本年度報告第106頁至115頁「獨立核數師報告」。

管理層已向董事提供每月最新資訊，為本公司之表現、狀況及前景提供公正及易於理解的評估，以便董事履行其職務。

獨立核數師

於截至二零一八年十二月三十一日止年度，就所提供服務已付或應付獨立核數師安永會計師事務所的酬金明細如下：

(D) Internal Controls

The Board has overall responsibilities for maintaining a sound and effective internal control system of the Group. The Company has an internal audit department to ensure effective internal control system of the Group. The Group's system of internal control includes a defined management structure with limits of authority, and is designed to help the Group achieve its business objectives, safeguard its assets against unauthorised use or disposition, ensure the maintenance of proper accounting records for the provision of reliable financial information for internal use or for publication, and ensure compliance with relevant laws and regulations. The system is designed to provide reasonable, but not absolute, assurance against material misstatement or loss, and to manage rather than eliminate risks of failure in the Group's operational systems and in the achievement of the Group's business objectives.

The Board has reviewed the internal audit report on quarterly basis and assessed the effectiveness (according to its magnitude and significance) of the Group's internal control system which covered all material controls, including financial, operational and compliance controls as well as risk management functions during the year ended 31 December 2018. No major issue was raised which may affect shareholders.

The Company has internal procedures on reporting and disseminating inside information and maintaining confidentiality.

(E) Company Secretary

The Board appoints its Company Secretary in accordance with the Company's Articles of Association and in compliance with the requirements of the Listing Rules. Biographical details of the current Company Secretary is set out in the section headed "Directors and senior management" on page 51 to 60 of this annual report. The Company Secretary has complied with the professional training requirement as set out in the Rule 3.29 of the Listing Rules during the year ended 31 December 2018.

(D) 內部監控

董事會全權負責維持本集團健全和有效之內部監控系統。本公司已成立內部審核部門從而確保有效的本集團內部監控系統。本集團內部監控系統包括界定管理架構及其相關之權限，以協助本集團達致其業務目標、保障其資產以防未經授權之使用或處理、確保備存適當之會計紀錄以提供可靠之財務資料供內部使用或對外刊發，並確保符合相關法例與法規。該系統旨在提供合理（而非絕對）保證不會出現嚴重誤報或損失的情況，並管理（而非消除）本集團經營系統失誤及未能達到本集團業務目標的風險。

於截至二零一八年十二月三十一日止年度，董事會已每季審閱內部審核報告及評估本集團內部監控系統之效能（根據幅度及重要性），該系統涵蓋所有重大監控（包括財務、營運及合規監控）以及風險管理職能。目前並無發現可能影響股東之重大事項。

本公司就申報及發佈內幕消息及維持機密性設有內部程序。

(E) 公司秘書

董事會根據本公司組織章程細則及遵守上市規則之要求委任公司秘書。現任公司秘書的簡歷詳情載於本年報第51頁至60頁的「董事及高級管理層履歷」一節。截至二零一八年十二月三十一日止年度，公司秘書已遵守上市規則第3.29條有關持續專業培訓的規定。

(F) Shareholders' Rights

The Board welcomes shareholders to present their views and shareholders may at any time submit their questions and concerns about the Group. Enquiries may be put to the Board by contacting the Company Secretary through our shareholders' email at ir@zhujiang.com.hk. Shareholder(s) holding not less than one-tenth of Company's paid-up capital may request the Board to convene an extraordinary general meeting. The objects of the meeting must be stated in the related requisition deposited at the Company's registered office and addressing to the Company Secretary at the Company's principal place of business in Hong Kong. The extraordinary general meeting will be held within 2 months after the deposition of such requisition.

Procedures for a shareholder to propose a person for election as a Director

Subject to the laws and the provisions of the Company's Articles of Association, the Company may from time to time in general meeting by ordinary resolution elect any person to be a Director either to fill a casual vacancy or as an additional Director. A shareholder may propose a person for election as a Director by lodging the following documents to the Board or Company Secretary at our Hong Kong office at Room 1, 15/F., Tower 3, China Hong Kong City, 33 Canton Road, Tsim Sha Tsui, Kowloon, Hong Kong: 1) a notice in writing of the intention to propose that person (with full name and biographical details as required by Rule 13.51(2) of the Listing Rules) for election as a Director; and 2) a notice in writing by that person of his willingness to be elected as a Director. Such notices shall be lodged at least 7 clear days before the date of the general meeting and the period for lodgement of such notices shall commence no earlier than the day after the dispatch of the notice of the general meeting appointed for such election and shall be at least 7 clear days in length.

To safeguard shareholder interests and rights, a separate resolution is proposed for each substantial separate issue at shareholder meetings, including the election of individual Directors.

All resolutions put forward at shareholder meetings will be voted on by poll pursuant to the Listing Rules and poll results will be posted on the websites of the Company and of the Stock Exchange after each shareholder meeting.

(F) 股東權利

董事會樂意聆聽股東的意見，並歡迎股東於任何時間對本集團提出質詢。股東可透過股東電郵 ir@zhujiang.com.hk 聯絡公司秘書，將查詢提呈至董事會。持有本公司繳足股本不少於十分之一的股東，可要求董事會召開股東特別大會。相關提請必須列明召開會議的目的，並送交本公司註冊辦事處，註明收件人為公司秘書，地址為本公司於香港之主要營業地址。股東特別大會將於呈交相關提請後兩個月內舉行。

股東提名人選參選董事的程序

本公司可不時在股東大會通過普通決議案選舉任何人士作為董事以填補臨時空缺或作為新增董事，惟受制於法例及本公司組織章程細則條款。股東可交存以下文件至董事會或公司秘書，請送交香港辦事處（地址為香港九龍尖沙咀廣東道33號中港城3座15樓1室），提名人士參選董事：1) 書面通知，表明提名該人士（全名及上市規則第13.51(2)條規定的履歷詳情）參選董事的意向；及2) 該人士的書面通知，表明其有意參選董事。該等通知必須於相關股東大會日期前不少於7個整日交存，該等通知的交存期由不早於選舉董事的相關股東大會的通知發出後一日開始，為期不得少於7個整日。

為保障股東的利益及權利，本公司會於股東大會上就每項獨立重大事項，包括選舉個別董事，提出獨立決議案。

於股東大會上提呈之所有決議案將根據上市規則按股數投票表決，投票結果將於每個股東大會結束後於本公司及聯交所網站刊登。

(G) Investor Relations and Communication With Shareholders

The Company considers that effective communication with shareholders is essential for enhancing investor relations and investor understanding of the Group's business performance and strategies. The Company also recognises the importance of transparency and timely disclosure of corporate information, which will enable shareholders and investors to make the best investment decisions.

To promote effective communication, the Company maintains a website at <http://www.pck.com.cn> or <http://pck.todayir.com>, where up-to-date information and updates on the Company's business operations and developments, financial information, corporate governance practices and other information are posted. A shareholder communication policy is in place to ensure that shareholders are provided with ready, equal and timely access to information of the Company. The policy is available on the Company's website.

The Company endeavours to maintain an on-going dialogue with its shareholders and in particular, through AGMs or other general meetings to communicate with the shareholders. Shareholders are encouraged to participate in general meetings or to appoint proxies to attend and vote at meetings for and on their behalf. The chairman of the Board as well as the chairman of the Audit Committee, Nomination Committee and Remuneration Committee will make themselves available at the AGM to meet with the shareholders.

The forthcoming AGM of the Company will be held on Tuesday, 18 June 2019. The notice of AGM will be sent to shareholders at least 20 clear business days before the AGM.

The Company attended conferences, roadshows and media interviews to keep the Shareholders and potential investors informed of the latest development of the Group. The head of investor relation will be the primary contact point for communications with investors and analysts.

The Company will continue to maintain an open and effective investor communication policy and to update investors on relevant information on the Group's business in a timely manner, subject to relevant regulatory requirements.

(G) 投資者關係及與股東的溝通

本公司認為，與股東之有效溝通對加強投資者關係及投資者對本集團業務表現及策略之理解非常重要。本公司亦確認透明度和及時披露公司資料之重要性，其使股東及投資者可作出最佳投資決定。

為促進有效溝通，本公司設有網站 <http://www.pck.com.cn> 或 <http://pck.todayir.com>，可於網站取得本公司業務經營及發展、財務資料、企業管治常規及其他之最新資料。本公司已制訂股東通訊政策，確保股東可及時獲得全面、相同及容易理解之本公司資料。上述政策刊載於本公司網站。

本公司努力維持與其股東的持續交流，特別是透過股東週年大會或其他股東會議與股東進行溝通。本公司鼓勵股東參與股東大會，或委任受委代表其出席股東大會及投票。董事會主席、審核委員會主席、提名委員會主席及薪酬委員會主席將出席股東週年大會與股東會面。

本公司即將於二零一九年六月十八日（星期二）舉行股東週年大會。股東週年大會通告將最少於股東週年大會前20個完整營業日前寄發予股東。

本公司多次參與會議、路演及媒體採訪，以讓股東及潛在投資者了解本集團的最新發展狀況。投資者關係部總監將擔任主要聯絡人士，負責與投資者及分析員溝通。

本公司將繼續維持開放、有效的投資者溝通政策，並遵照相關監管規定及時向投資者提供有關本集團業務的最新資料。

Memorandum and Articles of Association

There was no change in the constitutional documents of the Company during the year. The latest version of the Memorandum and Articles of Association of the Company is posted on the Company's website.

2018 Annual General Meeting

The Board is committed to the constructive use of the AGM as a forum to meet shareholders. The chairman of the Board and the chairmen of the Audit Committee, Remuneration Committee and Nomination Committee and the external auditors attended the 2018 AGM.

At the 2018 AGM, the Company proposed separate resolutions on the issues considered. Resolutions passed at the 2018 AGM were as follows: (i) received the audited consolidated financial statements for the year ended 31 December 2017 together with the reports of the Directors and auditors of the Company; (ii) re-elected Ms Chen Zhao Nian as executive Director and Mr Tian Xiao Ren as independent non-executive Director and authorised the Board to fix the Directors' remuneration; (iii) reappointed Ernst & Young as auditors of the Company and authorised the Directors to fix its remuneration; (iv) approved a general mandate for the Directors to allot and issue of new shares of an amount not exceeding 20 per cent of the issued share capital of the Company as at the date of the 2018 AGM; (v) approved a general mandate for the Directors to repurchase shares of an amount not exceeding 10 per cent of the aggregate nominal amount of the Company's issued share capital as at the date of the 2018 AGM; (vi) extended the general mandate granted to the Directors of the Company to allot, issue, and deal with additional shares in the share capital of the Company by an amount not exceeding the amount of the shares repurchased by the Company. All resolutions were passed by way of a poll conducted by the Company's registrar. The poll voting results of the 2018 AGM were available on the Company's website.

組織章程大綱及組織章程細則

年內本公司之憲章文件並無變動。本公司最新版本之組織章程大綱及組織章程細則均已上載至本公司網站。

二零一八年股東週年大會

董事會致力將股東週年大會發揮建設性用途，作為會見股東之場合。董事會主席以及審核委員會、薪酬委員會及提名委員會之主席及外聘核數師均有出席二零一八年股東週年大會。

於二零一八年股東週年大會上，本公司就考慮事項提呈獨立決議案。於二零一八年股東週年大會通過之決議案如下：(i) 省覽本公司截至二零一七年十二月三十一日止年度之經審核綜合財務報表及董事會報告與核數師報告；(ii) 重選陳兆年女士為執行董事及田曉韜先生為獨立非執行董事及授權董事會釐定董事酬金；(iii) 續聘安永會計師事務所為本公司核數師，並授權董事釐定其酬金；(iv) 批准授予董事一般授權，以配發及發行不超過本公司於二零一八年股東週年大會日期已發行股本20%的新股份；(v) 批准授予董事一般授權，以購回不超過本公司於二零一八年股東週年大會日期已發行股本面值總額10%的股份；(vi) 擴大授予本公司董事的一般授權，以配發、發行及處理本公司股本中的額外股份，惟數目不得超過本公司所購回的股份數目。在本公司股份過戶登記處主持下，所有決議案均以投票表決方式通過。二零一八年股東週年大會之投票表決結果可於本公司網站覽閱。

The 2019 annual general meeting (“2019 AGM”) of the Company will be held at 7th Floor, W Hong Kong Hotel, 1 Austin Road West, Kowloon Station, Kowloon on Tuesday, 18 June 2019 at 10:30 a.m.

All Shareholders are encouraged to attend the 2019 AGM and exercise their rights to vote. Shareholders are invited to ask questions relating to the business of the meeting. Details of the resolutions to be considered in the 2019 AGM will be set out in a circular to be sent out to the Shareholders together with the 2018 annual report.

(H) Others

Share Interests of Senior Management

As confirmed with the senior management of the Company, they did not hold shares of the Company as at 31 December 2018.

Sufficiency of Public Float

The Company has maintained the prescribed public float under the Listing Rules as at 31 December 2018.

(I) Dividend Policy

In order to enhance transparency of the Company and facilitate the shareholders of the Company and investors to make informed investment decisions relating to the Company, the Board adopted a dividend policy on 28 March 2019 (“Dividend Policy”).

According to the Dividend Policy, when determining whether to declare any dividend in the future and the amount of dividend to be declared, the Company shall consider a number of factors, including but not limited to:

- the Group’s actual and expected financial results;
- the general economic conditions and other internal or external factors that may have an impact on the business or financial performance and position of the Company;

本公司將於二零一九年六月十八日(星期二)上午十時三十分假座九龍九龍站柯士甸道西1號香港W酒店7樓舉行二零一九年股東週年大會(「二零一九年股東週年大會」)。

全體股東均獲鼓勵出席二零一九年股東週年大會及行使投票權，也歡迎股東在大會上提出關於業務之問題。於二零一九年股東週年大會考慮之決議案詳情將載入通函，以及將連同二零一八年年報寄送予股東。

(H) 其他事項

高級管理層之股份權益

經向本公司高級管理層確認後，彼等於二零一八年十二月三十一日並無持有本公司股份。

充足公眾持股量

本公司於二零一八年十二月三十一日已維持上市規則規定之公眾持股量。

(I) 股息政策

為提升本公司之透明度及促使本公司股東及投資者作出有關本公司之知情投資決定，董事會於二零一九年三月二十八日採納一項股息政策(「股息政策」)。

根據股息政策，當未來決定是否宣派任何股息及宣佈股息金額時，本公司將考慮多項因素，包括但不限於：

- 本集團之實際及預期財務業績；
- 可能影響本公司業務或財務表現及財務狀況之整體經濟狀況及其他內在或外在因素；

CORPORATE GOVERNANCE REPORT

企業管治報告

- the Company's business operation strategy, including expected working capital requirements, capital expenditure requirements and future expansion plans;
 - the Company's liquidity position;
 - retained earnings and distributable profit reserves of the Company;
 - the contractual restrictions on the payment of dividends imposed by the Company's lenders and other institutions; and
 - any other factors that the Board considers to be applicable from time to time.
- 本公司之業務經營策略，包括預期營運資金需求、資本開支需求及未來擴展計劃；
 - 本公司之流動資金狀況；
 - 本公司之留存收益和可分配利潤儲備；
 - 由本公司貸款人及其他機構施加有關派發股息的合約規限；及
 - 董事會不時認為適用之任何其他因素。

The Company does not have any pre-determined dividend distribution proportion or distribution ratio. The declaration, payment and amount of dividends will be subject to the Board's discretion. The Board will review the Dividend Policy on a regular basis.

本公司沒有任何預定的股息分配比例或分配比率。股息之宣派、派付及金額將由董事會酌情決定。董事會將定期檢討股息政策。

ENVIRONMENTAL, SOCIAL AND GOVERNANCE REPORT

環境、社會及管治報告

The Group cares about the community and adheres to an ingrained culture of fulfilling its social responsibilities by giving a much-needed boost to the environment in Guangdong Province, China and other regions in which it operates.

This session is prepared in accordance with Appendix 27 Environmental, Social and Governance Reporting Guide (the “ESG Guide”) of the Listing Rules. The Board is pleased to present our performance and progress on the environmental and social aspects from 1 January 2018 to 31 December 2018.

This ESG session would separate into two subject areas-(A) environmental and (B) social and each subject area included relevant aspects as follow:

A. ENVIRONMENTAL

A.1 Emissions

Carbon Dioxide Emissions

The Group has been focusing on minimizing emission of pollutants and waste such as carbon dioxide and packaging materials in order to efficiently consume resources and to comply with relevant laws.

For the energy indirect emissions, the Greenhouse gases (GHG) emissions associated with the electricity purchase in PRC are provided by the relevant provider of electricity.

Industry's region
行業地區

Emission factor
排放因子

Electricity supplied by China
中國供應的電力

0.63 kg/unit (kWh)
0.63 千克／單位 (千瓦時)

Quantity of
purchased
electricity
購買電量
2018
二零一八年

CO₂ equivalent
emissions
二氧化碳當量排放
2018
二零一八年

30.8million kWh
30,800,000 千瓦時

19.4 million kg/kWh
19,400,000 千克／
千瓦時

The Group would consume electricity for lighting the manufacturing bases powering the equipment and machineries. Therefore, carbon dioxide or green gas would be indirectly produced when the Group consumes electricity. The Group has implemented the policies to reduce the emission of the carbon dioxide as follow:

- 1) The design of new factory in Lianyungang and Zhuhai is allowing more natural light and ventilation in order to reduce use of electricity;

本集團一直秉承回饋社會的理念，致力履行其社會責任，為中國廣東及各其他業務營運地區的環境發展盡一份力。

本報告乃根據上市規則附錄27《環境、社會及管治報告指引》（「環境、社會及管治報告指引」）編製。董事會欣然呈列我們於二零一八年一月一日至二零一八年十二月三十一日期間在環境及社會方面的表現及進展。

本環境、社會及管治報告分為(A)環境及(B)社會兩個主要範疇呈列，每個主要範疇均有多個層面，詳情如下：

A. 環境

A.1 排放物

二氧化碳排放

本集團一直致力最大程度減少二氧化碳及包裝材料等污染物及廢棄物排放，做到有效利用資源及遵守相關法律。

在能源使用間接產生的排放物方面，於中國所購買電力涉及的溫室氣體排放資料乃由相關電力供應商提供。

本集團需要消耗電力用於生產基地照明及設備和機械供電。因此，在本集團消耗電力時，會間接產生二氧化碳或溫室氣體。本集團已實施以下減少二氧化碳排放的政策：

- 1) 連雲港及珠海新工廠採用增加自然採光及通風的設計，以達到節省電力的目的；

ENVIRONMENTAL, SOCIAL AND GOVERNANCE REPORT

環境、社會及管治報告

- 2) The light and equipment would be turned off during luncheon rest time.

Waste management

The Group remains focused on environmental protection and complied with local legislation and standards for environmental protection, e.g. Environmental Protection of the People's Republic of China Prevention 《中國人民共和國環境保護法》, Control of Atmospheric Pollution 《中華人民共和國大氣污染防治法》. Our production bases are featured with high-end sewage treatment equipment. Sewage will be treated before recycling and discharge.

A.2 Use of Resources

The major resources used by the Group relates to electricity, water and petrol. The Group aims at and has been reducing consumption of various resources. Resources consumption by the Group during the year is listed in the table below:

Resources Consumption

資源消耗

Electricity consumption

耗電

Water consumption

耗水

Petrol

汽油

The Company will assess on staff to reduce the environment impact from the major resources.

A.3 The Environmental and Natural Resources

The Group endeavors to calculate the amount of materials needed for our production based on the principle of minimizing surplus materials. In addition, the Group puts in place a scrap metal recycling mechanism to sell the wasted steel produced in our process of production to recycling companies.

- 2) 在午餐休息時間關閉照明燈具及設備。

廢棄物管理

本集團重視環保並遵守《中華人民共和國環境保護法》、《中華人民共和國大氣污染防治法》等當地環保立法和環保標準。各生產基地內設有高端污水處理設備，將污水進行處理再作循環使用及排放。

A.2 資源使用

本集團使用的資源主要為電力、水及汽油。本集團致力並一直持續減少各種資源消耗。下表載列年內本集團的資源消耗：

	Unit	Amount
	單位	數量
	2018	2018
	二零一八年	二零一八年
Electricity consumption	kWh	30.8 million
耗電	千瓦時	30,800,000
Water consumption	Tons	347,000
耗水	噸	347,000
Petrol	Litre	253,000
汽油	升	253,000

為了減少主要資源對環境的影響，本公司會為員工評核。

A.3 環境及天然資源

本集團在訂購材料前會預先計算生產時所需材料數量，盡量以減少剩餘材料為原則訂購材料。另外，本集團設有廢鐵回收機制，如在生產過程中產生廢棄鋼材，公司亦會售予回收商。

ENVIRONMENTAL, SOCIAL AND GOVERNANCE REPORT

環境、社會及管治報告

B. SOCIAL

B.1 Employment

The Group has committed in cultivating a good workplace practice free from discrimination and providing equal opportunities for all regardless of age, gender, race, colour, sexual orientation, disability or marital status to increase employee satisfaction.

As at 31 December 2018, the Group had 1,110 (2017:1,600) employees.

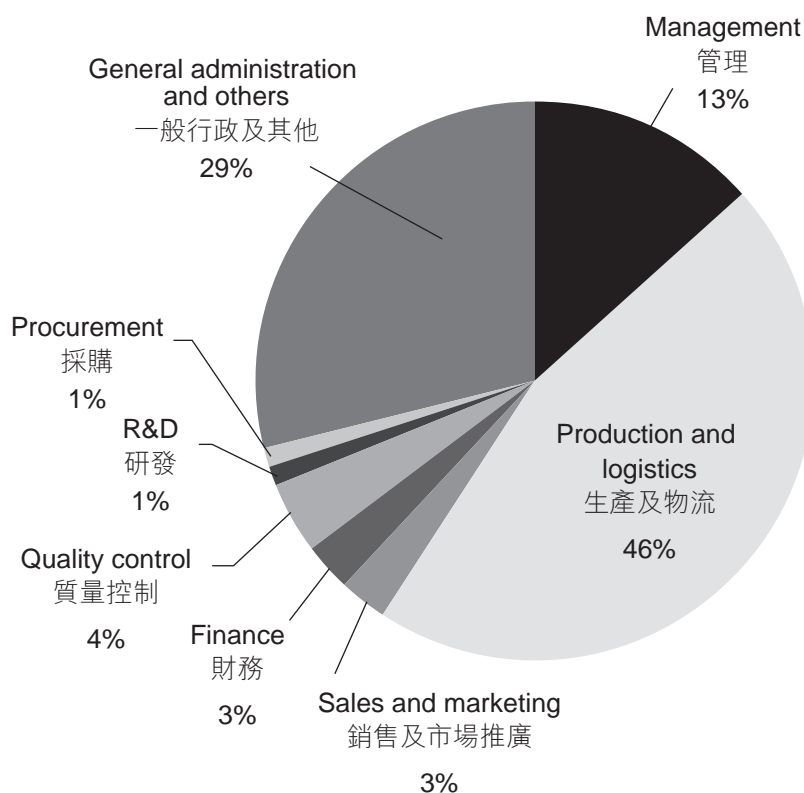
B. 社會

B.1 僱傭

本集團致力營造無歧視的良好工作環境，令員工不論年齡、性別、種族、膚色、性傾向、殘疾或婚姻狀況均能獲得平等機會，從而提高員工滿意度。

於二零一八年十二月三十一日，本集團共有員工1,110名（二零一七年：1,600名）。

Department Profile
部門分佈



The Group has also adopted principles in hiring new employees regardless of colour, religion, gender, nationality, race for selection, hiring, training, compensation and promotion.

The Group has complied with the Labour Law of the People's Republic of China 《中華人民共和國勞動法》, Labour Contract Law of People's Republic of China 《中華人民共和國勞動合同法》 and other relevant laws.

本集團在招聘新員工時亦不設膚色、宗教、性別、國籍、種族等限制，在員工甄選、僱用、培訓、報酬及晉升方面秉持一視同仁的原則。

本集團已遵守《中華人民共和國勞動法》、《中華人民共和國勞動合同法》及其他相關法律。

ENVIRONMENTAL, SOCIAL AND GOVERNANCE REPORT

環境、社會及管治報告

Our employment contract specified the terms including compensation and dismissal, working hours, rest periods and other benefits and welfare of our staff. The Group's employee handbook distributed to employees also includes information of policies on compensation and dismissal, employment benefits, rights on termination, business conduct and leave benefits.

B.2 Health and Safety

The Group has complied with the laws and regulations and adopted the Health Safety and Environmental ("HSE") management policy, in an effort to prevent pollution, to ensure people's health and safety, and to promote sustainable development. Our target is to achieve zero accidents, zero injuries and zero losses in order to meet the international HSE management standard.

The Group's employees reside in the neighbourhood areas. Within our plant zone, there are gardening landscape, fish ponds and recreational facilities, which offer a comfortable environment and a sports ground for our employees.

Occupational Safety

We have adopted the HSE risk identification, risk assessment and control procedures to manage our occupational safety risk. The Group's management is responsible for organising periodic risk identification and evaluation exercises, and is responsible for sorting, aggregation and distribution of relevant information, which includes the identification of risk factors for occupational safety and health, risk assessment on operating conditions, possibility of accidents, the formulation of operational control procedures, contingency plans, safety level standards, as well as training and education issues.

The Group has kept records and documents relating to risk management, including the "Control procedures of the new, rebuilding and extension projects", "Risk sources identification and risk evaluation form" and "List of major risks" for staff reference.

The Group always finds great importance in occupational safety and regularly provides training for staff. In 2018, the Group hosted trainings and rehearsals in productions bases for fire alert, so as to enhance safety awareness and emergency response, and held hazards identification programs and assemblies of risk management activities.

僱傭合同明確規定員工的薪酬及解僱、工作時數、休息時間以及其他利益及福利等條款。本集團分發給員工的員工手冊亦載有薪酬及解僱、僱員福利、終止權利、商業操守及休假福利政策等資料。

B.2 健康與安全

本集團一直遵守法律法規並採納健康安全環保（「HSE」）管理政策，防止污染，確保健康安全，促進持續發展。目標追求零事故、零傷害、零損失，以達到國際HSE的管理水準。

本集團的員工均在鄰近地區居住。廠區內設置園藝、魚池及康樂設施供員工觀賞及運動。

職業安全

公司使用HSE的風險辨識、風險評估控制程式管理職業安全風險。本集團的管理部負責定期組織風險辨識和評估活動，並負責相關資料的整理、匯總和分發。當中內容包括：職業安全健康風險因素的辨識；作業條件風險評估法；發生事故的可能性；制定運行控制程式；應變方法；安全等級標準；培訓及教育等事項。

本集團備有風險管理的相關記錄及文件，包括《新改擴建項目控制程式》、《風險源辨識和風險評估表》及《重大風險清單》，供員工參考。

本集團一直十分重視職業安全並定時為員工提供培訓。於二零一八年，本集團在各生產基地進行消防培訓及演練，以加強安全意識及應對突發事件能力，並舉辦崗位危害因素辨識與風險管控活動的匯報大會。

B.3 Development and Training

Staff Development and Training

Through meetings, trainings and notifications on notice board, the Group promotes its safety philosophy and amiable working environment among various departments and teams. We offer our employees access to learning and understanding about the Group, so that each employee and contractors of the Group or visitors can recognize their responsibilities and obligations in the aspect of improving the environment and enhancing occupational health and safety performance. We make great efforts on improving the environment and occupational safety.

Our adherence to the HSE management policy is a testimony of the greatest commitment of the Group towards environment and occupational health and safety. This policy is available for review by employees at any time. In the year, the Group further improved site management standards, achieved the goal of dedicated management, and further promoted the 6S management model in the Company. Project meetings were kicked off in the production sites of Zhuhai and Lianyungang.

The Group endeavours to enhance the skills of each employee in various aspects by providing staff trainings, which include the “Weekly Star” and “Weekly Talk”. A wide array of training courses is provided for employees to strengthen their work-related knowledge and skills. Also, the Group hosted an “advanced employee’s election”, whereby each of the employees obtaining a certificate of honorary was offered an outdoor training opportunity. To enable excellent employees to take up management positions and to bolster our team’s management capabilities, the Company also organised the “team leader for production and management training” courses during the year.

The Group has set up a labour union to further promote spiritual positive energy with various social activities.

B.3 發展及培訓

員工發展與培訓

本集團通過會議、培訓、板報宣傳等方式，將本集團的安全理念、良好工作環境的訊息傳達到各部門及各自班組，組織員工學習、了解本集團，使本集團的每個員工、承包商或到訪人員等均認識到自己在改善環境和加強職業健康安全表現方面的職責和應盡的義務，努力為改善環境和職業安全。

本集團以HSE管理方針，對環境及職業健康安全作出最高的承諾，該方針是公開性文件，任何員工均可隨時閱讀。年內，本集團進一步提高現場管理水準，達到精細化管理的目標，進一步加強企業6S管理模式的應用推廣。專案大會亦在珠海及連雲港生產基地舉行。

本集團致力提升各員工不同方面的技能，積極推行員工培訓，包括「每週一星」及「每週一講」。透過為員工提供不同的培訓課程，讓各員工配備實用的工作知識及技能。本集團亦主辦「先進員工選舉」，並為獲得榮譽證書的員工提供戶外拓展訓練活動的機會。為培養優秀員工晉升管理崗位及培養團隊管理能力，本公司在年內亦組織「班組長生產管理培訓」課程。

本集團已設有工會，鼓勵員工積極參與各項社區活動，傳遞精神文化正能量。

ENVIRONMENTAL, SOCIAL AND GOVERNANCE REPORT

環境、社會及管治報告

To reinforce the employees' sense of belongings to the Group, a wide range of sport events are provided by the Group for its employees every year, including basketball and table tennis contests and a game of tug-of-war, etc. In addition, we have provided activities that are of educational significance and served to enhance the work performance of our employees, including the "Business Oral English", "Training and Assembly for Fire", "Sales Training", "Joint Training and Team Building Program for Financial Department", and "Annual Sales Meeting", etc. The Zhuhai Company of the Group also held the third quarter award ceremony of "Set an example around you and consolidate the strength of the Company". The Company honored the advanced teams and individuals emerging from various functions with great ceremony, and called on all employees to learn from such advanced teams and individuals. The Zhuhai Company also organized a warm spring trip for the 8th March Women's Day.

We encourage our employees to take an active part in local community activities, including the "Green Enterprise Cup" Table Tennis and Badminton Tournament of Panyu District Youth Entrepreneur Association and the private enterprises working concern group activities. Various events were held, including the second "We Are Family·PCK" friendly wall donation, the hike of female employees for the 8th March International Women's Day, the Lantern Festival Fair jointly held by the Lianyungang base of Chu Kong Steel Pipe and the Community Workstation of the Neighborhood Center of Xuwei New Area, and the employee-oriented "1st May Caring Show" organized by the Artistic Association of Zhuhai Trade Union.

B.4 Labour Standards

The Group has complied with the Labour Law of the People's Republic of China 《中華人民共和國勞動法》, Labour Contract Law of People's Republic of China 《中華人民共和國勞動合同法》 and other relevant laws. The Group has not employed any staff aged under 16.

Staff Code

The staff code of the Group is prepared based on the PRC labour law and is in line with the national standards of the PRC. The Group has also been providing its staff with guidance in accordance with the national legislation.

為提高員工對本集團的歸屬感，本集團每年會為員工組織各類運動，包括籃球比賽、乒乓球賽、拔河比賽等；另有其他具教育意義及提升員工對工作優越感的相關活動，包括「商務英語口語培訓課程」、「消防培訓及演練」、「銷售系統培訓」、「集團財務部聯合會議」及「銷售年會」等。集團的珠海公司亦舉辦了第三季度「樹身邊先進凝聚公司力量」，先進表彰大會上，公司隆重表彰了各條戰綫上湧現出來的先進團隊及個人，號召全體員工向受表彰的先進團隊和先進個人學習。亦安排了珠海公司三八婦女節暖春之旅。

公司鼓勵員工積極參加當地社區活動，包括：番禺區青年企業家協會「青企杯」乒乓球及羽毛球聯誼賽及民營企業關工小組活動。舉辦了第二屆「We Are Family·PCK」友善之牆捐贈活動、三八國際婦女節組織女職工開展踏青賞花活動、珠江鋼管連雲港基地聯合徐圩新區鄰里中心社區工作站舉辦元宵游園會、珠海市工會藝術團承辦的情系職工「五一·慰問演出」等。

B.4 勞工準則

本集團已遵守《中華人民共和國勞動法》、《中華人民共和國勞動合同法》及其他相關法律規定的慣例及政策。本集團並無僱用任何未滿16歲人員。

員工守則

本集團的員工守則乃根據中國勞動法制定，符合中國國家標準要求。本集團亦一直根據國家法例，為員工提供指引。

B.5 Supply Chain Management

The Group has maintained proven track records of high production efficiency and timely delivery. We have established deep and cordial relationships with our suppliers. The Group keeps a list of qualified suppliers, whose appraisal is based on their track record of compliance with international standards and the Group's past cooperation relationship with them. To improve logistics efficiency, the Company has established a self-operated wharf in the Zhuhai production base and formed a joint venture company to construct and operate a port in Lianyungang production base for the delivery of steel products and the receipt of raw materials.

B.6 Product Responsibility

Product quality

With its state-of-art technology, equipment, management and well-established reputation, the Group is dedicated to the provision of high-quality products and services that satisfy customers' needs. Our product quality has met a number of international standards. We are also the only domestic welded steel pipe manufacturer being granted five national honors, namely the "Superior Quality Award for Actual Quality of Metallurgical Products", "Gold Cup Prize for Actual Quality of Metallurgical Products", "High and New Technology Enterprise", "National Recognized Enterprise Technology Center", and National Key New Products and hosts a "Academician Workstation". We are the main drafter of the national standard for longitudinal welded steel pipes in China. Meanwhile, with the setting up of the "Post-doctoral Research Station" and "Academician Workstation", the Company strives to further enhance its product quality and extends the application of its products.

B.5 供應鏈管理

本集團一直保持高生產效能及時付運的往績，與各供應商保持良好合作關係。本集團內部亦備有一份合資格供應商的名單，考核過程以該供應商符合國際標準的往績、本集團過往與其合作關係作參考。為強化物流效益，本公司在珠海基地設置自營碼頭及在連雲港基地成立合營公司以興建及營運港口，作鋼管產品付運及接收原材料之用。

B.6 產品責任

產品質量

本集團以先進技術、設備、管理和良好的信譽保證提供高品質的產品和服務，深受客戶滿意。產品品質一直滿足不同的國際標準，亦是中國目前唯一一家同時擁有《中國冶金產品實物質量特優獎》、《中國冶金產品實物品質金杯獎》、《國家火炬計劃重點高新技術企業》、《國家認定企業技術中心》和《國家重點新產品》五項國家級榮譽於一身的焊管製造商，設有《院士工作站》，是國家直縫焊接輸送鋼管標準的主要起草單位。同時，本公司設有《博士後科研工作站》和《院士工作站》，不斷提升產品的品質和拓展產品的適用領域。

The Group strictly upholds the ISO9001 quality management system. With the use of advanced testing equipment, and the conduct of on-line and off-line testing as well as mechanical and chemical properties testing, we inspect the products at each production process stage in accordance with the best product quality requirements through a myriad of tests, such as steel ultrasonic testing, ultrasonic welding detection, weld X-ray inspection system, hydrostatic testing and flattening test. Upon obtaining post-test data, we will make a rigorous analysis on product quality, so as to ensure that each product meets customer requirements. We have built a testing center in compliance with the national standards, and the center has been recognised by China National Accreditation Service for Conformity Assessment (CNAS). The Group's testing center is equipped with a wide variety of laboratory equipment, including universal materials testing machine, low temperature impact material testing machine, drop weight tear test (DWTT) machine, hydrogen induced cracking (HIC) testing, sulfide stress corrosion cracking (SSC), crack tip opening displacement (CTOD) test, computer-controlled chemical composition vacuum direct reading spectrometer and microscope. Achieving six standards, our measuring chamber has passed through the ISO10012: 2003 AAA measurement management system certification. This proves that our measuring instruments are of high qualification and effectiveness. The Group's testing centre has passed the "National safety quality standardisation" and obtained the "TUV SUD Metal Materials Laboratory Accreditation Certificate". Our products, an unfailing symbol of quality, are blessed with unparalleled reputation in the international market under the "PCK" brand.

B.7 Anti-corruption

The operation of various departments of the Group is in compliance with legal regulations and legislations. We have established a whistle blowing policy, which enables our employees to express their views to the management anonymously.

本集團嚴格執行ISO9001品質管理體系，採用先進檢測設備，通過線上和離線檢測以及機械和化學性能測試等手段，嚴格按最優產品品質要求檢驗每個生產過程的產品品質，通過鋼板超聲波檢測、焊縫超聲波檢測、焊縫X光檢測系統、水壓試驗和壓扁試驗等檢測。在取得檢測資料後，還會對產品品質作嚴格的分析，確保每件產品均符合客戶的要求。公司擁有達到國家標準的檢測中心，獲中國合格評定國家認可委員會(CNAS)認可。本集團檢測中心配備包括萬能材料試驗機、低溫衝擊材料試驗機、落錘撕裂試驗(DWTT)機、氫致開裂(HIC)檢測、硫化物應力腐蝕開裂(SSC)檢測、裂紋尖端張開位移(CTOD)試驗、電腦控制化學成份真空直讀光譜儀和金顯微鏡等實驗設備。公司計量室通過ISO10012:2003測量管理體系AAA認證，具備六項建標，可保證計量器具合格有效。本集團的檢測中心已通過《國家級安全標準化企業達標評審》、《TUV南德頒金屬材料實驗室認可證書》。產品質素極具保證，以「PCK」品牌在國際市場上享有極高的知名度。

B.7 反貪污

本集團一直按照法律法規管理公司各部門的運作，並設有舉報機制，員工可以不記名方式向管理層反映意見。

B.8 Community Investment

Contribution to the Community

The Group has been playing an active role in charitable activities in Panyu, Guangdong Province, China and other regions in which we operate. During the year, with the organisation of a couple of educational, sports, cultural and charitable activities, we promoted the exuberance of Guangzhou City, thus enhancing foreign interest in Guangzhou and fostering urban development. These activities included:

- Sponsoring Panyu District “PCK Cup” 1st, 2nd and 3rd Table Tennis Contest
- Sponsoring Zhujiang “PCK Cup” 1st and 2nd World Go Team Championships
- Sponsoring “Golden Dragon City Cup” 1st and 2nd Dragon Boats Championships
- Sponsoring the 9th Table Tennis Competition of “Mayor’s Cup” of Guangzhou
- Exclusively supporting the 2nd National Calligraphy Poster Exhibition and Invited Exhibition, to promote the art of calligraphy and inherit national cultures.

In addition, the Group also participated in the assessment by the government and other organisations. During the year, we participated in:

- Supporting the events related to Chinese Bonsai Art organized by the Flower Bonsai Society of China
- Supporting the events organized by Baiyue Art Association of Panyu District

B.8 社區投資

回饋社區

本集團一直積極參與中國廣東省番禺及其他業務區內的慈善活動，以回饋社區。年內，公司舉辦不同的教育、體育、文藝及慈善活動，宣傳廣州市的特色，吸引外界對廣州更多了解，促進城市發展。活動包括：

- 贊助番禺區「珠鋼杯」第一、二、三屆乒乓球賽
- 贊助「珠鋼杯」第一、二屆世界圍棋團體錦標賽
- 贊助「金龍城杯」第一、二屆龍舟賽
- 贊助廣州市第九屆「市長杯」乒乓球百姓系列和諧賽
- 獨家支持全國第二屆書法臨帖作品展及特邀展，弘揚書法藝術，傳承民族文化。

另外，本集團亦參與政府及其他機構舉辦的評審，在年內亦參與：

- 支持中國花卉盆景社開展中國盆景藝術相關活動
- 支持番禺區百越藝術協會活動

ENVIRONMENTAL, SOCIAL AND GOVERNANCE REPORT

環境、社會及管治報告

- “Panyu District Mayor Quality Award Assessment Management Approach” granted with the Quality Award by the provincial government

- “Guangdong Enterprise with integrity”

The Group has also encouraged its employees to actively participate in community activities in Guangdong Province, including:

- Participating the seventh “Guangzhou’s Mayor Cup” for table tennis tournament sponsored by Chu Kong Steel Pipe Group
- Joining the photographic contest arranged by the district
- Participating the “Charity Hiking” activity arranged by the City of Guangzhou
- Arranging a “Paternity Day” on the Nation’s Day
- Arranging the “Mid-Autumn Celebration” activity
- Joining the “International Dragon Boat” competition arranged by the City of Guangzhou
- Participating in the Charity Projects of Guangzhou Association of Women Entrepreneurs
- Participating in the poverty alleviation activities organized by Guangzhou Federation of Industry and Commerce, Guangzhou Women’s Federation, Guangzhou Association Of Women Entrepreneurs and District Federation of Industry and Commerce
- Participating in the poverty alleviation projects organized by Guangdong Women And Children’s Foundation, Guangzhou Women’s Federation and Guangzhou Association Of Women Entrepreneurs

Charity Fund

In April 2013, the Group established a charitable fund, named as the “Chu Kong Steel Pipe Group Co., Ltd. – Blessing Charity Fund”, aiming to improve the living environment of single mothers and orphans and assisting single mothers for seeking job.

- 《番禺區區長質量獎評審管理辦法》獲省政府質量獎

- 《廣東省守合同重信用企業》榮譽稱號

本集團亦一直鼓勵員工積極參與廣東省內組織的社區活動，包括：

- 珠江鋼管廣州市第七屆「市長杯」乒乓球百姓系列和諧賽
- 參與區內舉辦的攝影徵文比賽
- 廣州市舉辦的「為愛攀登」慈善登山活動
- 「珠鋼伴你·與子同行」—珠江鋼管國慶親子活動日
- 「歡慶中秋」遊園中秋活動
- 廣州「國際龍舟」邀請賽
- 廣州市女企業家協會公益項目
- 參加廣州市工商聯、市婦聯、市女企、區工商聯等社團組織的扶貧活動
- 參加廣東省婦女兒童基金會、市婦聯及女企協會等社團組織開展的扶貧項目

慈善基金

於二零一三年四月，本集團設立名為「珠江鋼管集團有限公司—幸福基金」的慈善基金，旨在協助單親媽媽及孤兒改善生活環境，以及協助單親媽媽求職。

INDEPENDENT AUDITOR'S REPORT

獨立核數師報告



Ernst & Young
22/F CITIC Tower
1 Tim Mei Avenue, Central
Hong Kong
Tel: +852 2846 9888
Fax: +852 2868 4432
www.ey.com

安永會計師事務所
香港中環添美道1號
中信大廈22樓
電話：+852 2846 9888
傳真：+852 2868 4432
www.ey.com

To the shareholders of Chu Kong Petroleum and Natural Gas Steel Pipe Holdings Limited

(Incorporated in the Cayman Islands with limited liability)

OPINION

We have audited the consolidated financial statements of Chu Kong Petroleum and Natural Gas Steel Pipe Holdings Limited (the "Company") and its subsidiaries (the "Group") set out on pages 116 to 262, which comprise the consolidated statement of financial position as at 31 December 2018, and the consolidated statement of profit or loss, the consolidated statement of comprehensive income, the consolidated statement of changes in equity and the consolidated statement of cash flows for the year then ended, and notes to the consolidated financial statements, including a summary of significant accounting policies.

In our opinion, the consolidated financial statements give a true and fair view of the consolidated financial position of the Group as at 31 December 2018, and of its consolidated financial performance and its consolidated cash flows for the year then ended in accordance with International Financial Reporting Standards ("IFRSs") issued by the International Accounting Standards Board (the "IASB") and have been properly prepared in compliance with the disclosure requirements of the Hong Kong Companies Ordinance.

BASIS FOR OPINION

We conducted our audit in accordance with Hong Kong Standards on Auditing ("HKSA") issued by the HKICPA. Our responsibilities under those standards are further described in the *Auditor's responsibilities for the audit of the consolidated financial statements* section of our report. We are independent of the Group in accordance with the HKICPA's *Code of Ethics for Professional Accountants* (the "Code"), and we have fulfilled our other ethical responsibilities in accordance with the Code. We believe that the audit evidence we have obtained is sufficient and appropriate to provide a basis for our opinion.

致珠江石油天然氣鋼管控股有限公司全體股東

(於開曼群島註冊成立的有限公司)

意見

吾等已審核載於第116至262頁的珠江石油天然氣鋼管控股有限公司(「貴公司」)及其附屬公司(「貴集團」)的綜合財務報表，此等財務報表包括於二零一八年十二月三十一日的綜合財務狀況表與截至該日止年度的綜合損益表、綜合全面收入表、綜合權益變動表及綜合現金流量表，以及綜合財務報表附註(包括主要會計政策概要)。

吾等認為，綜合財務報表已根據國際會計準則委員會(「國際會計準則委員會」)頒佈的國際財務報告準則(「國際財務報告準則」)真實而公平地反映貴集團於二零一八年十二月三十一日的綜合財務狀況以及截至該日止年度的綜合財務表現及綜合現金流量，並已遵照香港公司條例的披露規定妥為編製。

意見之基礎

吾等乃按照香港會計師公會頒佈之香港審計準則(「香港審計準則」)進行審核工作。吾等於該等準則項下之責任在本報告中核數師就審核綜合財務報表須承擔的責任一節進一步詳述。根據香港會計師公會頒佈之專業會計師道德守則(「守則」)，吾等乃獨立於貴集團，並已按照守則履行其他道德責任。吾等相信，吾等所取得的審核憑證屬充分及恰當，可為吾等的意見提供基礎。

INDEPENDENT AUDITOR'S REPORT

獨立核數師報告

MATERIAL UNCERTAINTY RELATED TO GOING CONCERN

We draw attention to note 2.1 to the consolidated financial statements, which indicates that the Group incurred a net loss of RMB498,935,000 during the year ended 31 December 2018 and, as of that date, the Group's current liabilities exceeded its current assets by RMB39,709,000. As stated in note 2.1, these events or conditions, along with other matters as set forth in note 2.1, indicate that a material uncertainty exists that may cast significant doubt on the Group's ability to continue as a going concern. Our opinion is not modified in respect of this matter.

KEY AUDIT MATTERS

Key audit matters are those matters that, in our professional judgement, were of most significance in our audit of the consolidated financial statements of the current period. These matters were addressed in the context of our audit of the consolidated financial statements as a whole, and in forming our opinion thereon, and we do not provide a separate opinion on these matters. In addition to the matter described in the *Material uncertainty related to going concern* section, we have determined the matters described below to be the key audit matters to be communicated in our report.

We have fulfilled the responsibilities described in the *Auditor's responsibilities for the audit of the consolidated financial statements* section of our report, including in relation to these matters. Accordingly, our audit included the performance of procedures designed to respond to our assessment of the risks of material misstatement of the consolidated financial statements. The results of our audit procedures, including the procedures performed to address the matters below, provide the basis for our audit opinion on the accompanying consolidated financial statements.

與持續經營有關之重大不明朗因素

吾等提請關注綜合財務報表附註2.1，其指明截至二零一八年十二月三十一日止年度，貴集團產生虧損淨額人民幣498,935,000元以及於該日，貴集團之流動負債超過其流動資產人民幣39,709,000元。誠如附註2.1所述，該等事項或情況以及附註2.1所載之其他事宜表明存在可能會致使貴集團持續經營能力嚴重成疑之重大不明朗因素。吾等之意見並無就該事項作出修訂。

關鍵審核事項

根據吾等的專業判斷，關鍵審核事項為吾等審核本期綜合財務報表中最重要的事項。該等事項均在吾等審核整體綜合財務報表及出具意見時進行處理，而吾等不會就該等事項單獨發表意見。除與持續經營有關之重大不明朗因素一節所述之事項外，吾等釐定下文提述之事項將為吾等於報告內作出討論之關鍵審核事項。

吾等已履行本報告中核數師就審核綜合財務報表須承擔的責任一節所述的責任，包括有關該等事項的責任。因此，吾等的審核包括執行為應對綜合財務報表重大錯誤陳述風險的評估而設的程序。吾等審核程序（包括處理以下事項的程序）的結果，為吾等就隨附的綜合財務報表出具的審核意見提供基礎。

INDEPENDENT AUDITOR'S REPORT

獨立核數師報告

Key audit matter

關鍵審核事項

Impairment of property, plant and equipment

物業、廠房及設備減值

As at 31 December 2018, the Group recorded property, plant and equipment with a net book value of RMB2,805,810,000, among which RMB2,095,574,000 represented property, plant and equipment of the steel pipes segment. During the year, the steel pipes segment recorded a loss of RMB450,924,000 which indicated possible impairment for these non-current assets.

於二零一八年十二月三十一日，貴集團錄得物業、廠房及設備賬面淨值為人民幣2,805,810,000元，其中人民幣2,095,574,000元為鋼管分部之物業、廠房及設備。年內，鋼管分部錄得虧損人民幣450,924,000元，顯示該等非流動資產可能出現減值。

Management estimated the recoverable amounts of these property, plant and equipment using the value in use model. The estimated value in use was dependent on management's determination on the Group's future events and its measures to improve its efficiency of cash flow management, macroeconomic assumptions about future demands of steel pipe products, the discount rate and exchange rates as well as the production levels and operating costs. These estimates were particularly significant due to the uncertain economic outlook, product price volatility, forecasted future production and market demand. The outcome of impairment assessment can vary significantly when different assumptions are applied.

管理層採用使用價值模型估計該等物業、廠房及設備的可回收金額。估計使用價值取決於管理層對貴集團未來事件及改善其現金流量管理效率之措施、有關鋼管產品未來需求之宏觀經濟假設、貼現率及匯率以及生產水平及運營成本之決定。由於經濟前景、產品價格波動、預測未來生產及市場需求不確定，該等評估尤為重要。減值評估之結果可能會因應用不同假設而造成顯著差異。

Relevant disclosures are included in note 3 "Significant Accounting Judgements and Estimates" and note 13 "Property, Plant and Equipment" to the financial statements.

有關披露載於財務報表附註3之「重要會計判斷及估計」及附註13之「物業、廠房及設備」。

How our audit addressed the key audit matter

吾等的審核如何處理關鍵審核事項

We performed the following procedures to address this matter:

我們已執行以下程序以解決此問題：

- Reviewed management's impairment assessment by comparing the carrying values of the property, plant and equipment and their value in use;
- 透過比較物業、廠房及設備之賬面值及其使用價值，審閱管理層之減值評估；
- Evaluated the assumptions and methodologies (long-term growth rate, budgeted prices based on the market trend and budgeted sales quantity based on the existing production capacity) adopted by management, and involved our valuation specialists to assist us in evaluating the discount rate;
- 評估管理層採用之假設及方法（長期增長率、基於市場趨勢釐定之預算價格及基於現有產能釐定之預計銷量），及邀請估值專家協助吾等評估貼現率；
- Evaluated the data used in the management's forecast by reference to any committed future events and business development plan which may impact the projected cash flows;
- 參考可能影響預計現金流量的任何承諾未來事件及業務發展計劃，評估管理層預測中所採用之數據；
- Evaluated the projected cash flows with reference to the sales orders on hand, industry trend, market index, latest operating costs incurred;
- 參考現有銷售訂單、行業趨勢、市場指數、所產生的最新營運成本，評估預計現金流量；
- Performed sensitivity analysis to determine whether a significant impact may arise from any uncertainties arising from the management estimates; and
- 進行敏感性分析，以確定管理層估計所產生的任何不確定性是否可能產生重大影響；及
- Assessed the adequacy of disclosures about impairment in the consolidated financial statements.
- 評估綜合財務報表內有關減值披露之充足性。

INDEPENDENT AUDITOR'S REPORT

獨立核數師報告

Key audit matter

關鍵審核事項

Impairment of trade receivables

貿易應收賬款之減值

As at 31 December 2018, the Group had trade receivables of RMB442,229,000. of which RMB16,883,000 was provided for impairment.

於二零一八年十二月三十一日，貴集團擁有貿易應收賬款人民幣442,229,000元，其中人民幣16,883,000元已作出減值撥備。

During the year, the Group changed its accounting policy to account for impairment provision of trade receivables following the adoption of the new accounting standard which became effective on 1 January 2018.

年內，貴集團於採用二零一八年一月一日起生效的新會計準則之後，已更改其會計政策以將貿易應收賬款之減值撥備入賬。

The calculation of the expected credit losses (“ECLs”) for trade receivables, including the assessment of the historical observed default rates and forecast economic conditions involves significant management judgements and estimates.

計算貿易應收賬款之預期信貸虧損（「預期信貸虧損」）（包括評估過往觀察到的違約率及預測經濟狀況），涉及重大的管理層判斷及估計。

Specific factors which management would consider include the ageing of the balances, existence of disputes, past collection history and other available information related to the forecast economic conditions. The amount of ECLs is sensitive to changes in circumstances and forecast economic conditions.

管理層考慮的具體因素包括結餘賬齡、是否存在糾紛、過往催收記錄以及獲得的其他有關預測經濟條件的資料。預期信貸虧損之金額對環境變化及預測經濟條件較為敏感。

As set out in note 2.2 to the financial statements, an adjustment was made to adjust the opening balances as at 1 January 2018 which was permitted under the relevant accounting standard.

誠如財務報表附註2.2所載，已根據相關會計準則的許可作出調整，以調整二零一八年一月一日之期初結餘。

Relevant disclosures are included in note 3 “Significant Accounting Judgements and Estimates” and note 23 “Trade and Bills Receivables” to the financial statements.

有關披露載於財務報表附註3之「重要會計判斷及估計」及附註23之「貿易應收賬款及應收票據」。

How our audit addressed the key audit matter

吾等的審核如何處理關鍵審核事項

We performed the following procedures to address this matter:

我們已執行以下程序以解決此問題：

- Assessed the Group's internal controls over the credit control of trade receivables and recalculated the provision matrix of ECLs to check mathematic accuracy.;
- 評估 貴集團對貿易應收賬款信貸控制之內部控制，並重新計算預期信貸虧損之撥備矩陣，以審查數學計算準確性；
- Reviewed the credit terms and historical payment patterns of different categories of the customers to assess the reasonableness regarding the groupings of customer segments with similar loss patterns;
- 檢討不同類別客戶的信貸條款及過往支付模式，以評估具有類似虧損模式客戶分部之分組是否合理；
- Examined the underlying data used by the provision matrix by checking to the corresponding ageing, historical repayment records and subsequent settlements on a sampling basis; and
- 透過抽樣檢查相應的賬齡、過往還款記錄及後續結算，審查撥備矩陣所採用的相關數據；及
- Assessed the reasonableness of forward-looking adjustments by analysing the deviation between forward-looking factors and the Group's historical default rate.
- 透過分析前瞻性因素與 貴集團過往違約率之間的偏差，評估前瞻性調整的合理性。

INDEPENDENT AUDITOR'S REPORT

獨立核數師報告

Key audit matter

關鍵審核事項

Deferred tax assets

遞延稅項資產

During the year, the Group recognised additional deferred tax assets of RMB161,600,000.

年內，貴集團已確認額外遞延稅項資產人民幣161,600,000元。

As set out in note 21 to the financial statements, the current year recognition of deferred tax assets related to tax losses of a subsidiary of the Group which holds a piece of land in Mainland China.

誠如財務報表附註21所載，本年度確認的遞延稅項資產與貴集團旗下一間附屬公司的稅項虧損有關，該附屬公司持有中國內地一幅地塊。

Based on the redevelopment plan announced by the relevant government, management expected that significant taxable income will arise which could utilise certain of the subsidiary's tax losses carried forward from the previous years. Management estimated the likelihood of the realisation of these deferred tax assets by evaluating the duration which allows tax losses of different years to be used before they will expire.

根據相關政府公佈的重建計劃，管理層預期將產生重大應課稅收入，並可使用過往年度結轉的附屬公司的若干稅項虧損。管理層透過評估允許不同年度的稅項虧損可於到期之前使用的持續時間，估計變現該等遞延稅項資產的可能性。

We focused on this area because of the inherent uncertainties involved in forecasting future taxable profits.

我們關注該領域，主要由於預測未來應課稅溢利涉及固有的不確定性。

Relevant disclosures are included in note 3 "Significant Accounting Judgements and Estimates" and note 21 "Deferred Tax" to the financial statements.

有關披露載於財務報表附註3之「重要會計判斷及估計」及附註21之「遞延稅項」。

How our audit addressed the key audit matter

吾等的審核如何處理關鍵審核事項

We performed the following procedures to address this matter:

我們已執行以下程序以解決此問題：

- Obtained the published government redevelopment plan and examined whether the land held by the subsidiary of the Group was subject to redevelopment as set out in the relevant document to check the future taxable income to arise;
- 取得政府公佈的重建計劃，並審查貴集團附屬公司持有的土地是否須根據相關文件進行重建，以檢查將產生的未來應課稅收入；
- Checked the available tax losses carried forward by the subsidiary and inspected the respective expiry dates of these tax losses by checking to the relevant communication from the tax authorities;
- 檢查附屬公司結轉的可用稅項虧損，並透過檢查稅務機關的相關通知，檢查該等稅項虧損的相應到期日；
- Obtained management's estimation of the taxable profits in future periods and the estimated tax losses which could likely be utilised before they will expire;
- 獲得管理層對未來期間應課稅溢利的估計以及可能在到期前使用的估計稅項虧損；
- Assessed management estimation, and tested the underlying data; and
- 評估管理層估計，並測試相關數據；及
- Involved our internal tax expert to evaluate, under the prevailing tax rules, whether the subsidiary is entitled to utilise its available tax losses when the estimated future taxable income arises.
- 邀請我們的內部稅務專家根據現行稅務規則評估，附屬公司是否有權在估計的未來應課稅收入產生時使用其可用的稅項虧損。

INDEPENDENT AUDITOR'S REPORT

獨立核數師報告

Key audit matter

關鍵審核事項

Estimation of fair value of investment property

投資物業之公平值估計

The Group has one commercial property in Mainland China. Such investment property was measured at fair value and its carrying amount was RMB1,160,000,000 as at 31 December 2018.

貴集團於中國內地有一項商用物業。於二零一八年十二月三十一日，該投資物業以公平值計量且其賬面值為人民幣1,160,000,000元。

Significant estimation and judgement are required by management to determine the fair value of the investment property. To support management's determination of the fair value, the Group engaged an external valuer to perform the valuation on the investment property at the end of the reporting period.

管理層須就釐定投資物業的公平值作出重要估計及判斷。為幫助管理層確定公平值，貴集團聘請外部估值師於報告期末對投資物業進行估值。

Relevant disclosures are included in note 3 "Significant Accounting Judgements and Estimates" and note 16 "Investment Property" to the financial statements.

有關披露載於財務報表附註3之「重要會計判斷及估計」及附註16之「投資物業」。

How our audit addressed the key audit matter

吾等的審核如何處理關鍵審核事項

We performed the following procedures to address this matter:

我們已執行以下程序以解決此問題：

- Evaluated the objectivity, independence and competency of the external valuer engaged by the group;
- 評估 貴集團所聘請之外部估值師的客觀性、獨立性及資質；
- Involved our internal valuation specialists to assist us to assess the methodologies and assumptions adopted in the valuation for estimating the fair value of the investment property and performed benchmarking of the market value of the investment property held by the Group to other comparable properties; and
- 邀請內部估值專家，協助我們評估估算投資物業公平值時所採用的方法及假設，並將 貴集團持有的投資物業市場價值與其他可資比較物業進行基準比較；及
- Assessed the sufficiency of disclosures about investment properties.
- 評估相關投資物業披露的充足性。

INDEPENDENT AUDITOR'S REPORT

獨立核數師報告

OTHER INFORMATION INCLUDED IN THE ANNUAL REPORT

The directors of the Company are responsible for the other information. The other information comprises the information included in the Annual Report, other than the consolidated financial statements and our auditor's report thereon.

Our opinion on the consolidated financial statements does not cover the other information and we do not express any form of assurance conclusion thereon.

In connection with our audit of the consolidated financial statements, our responsibility is to read the other information and, in doing so, consider whether the other information is materially inconsistent with the consolidated financial statements or our knowledge obtained in the audit or otherwise appears to be materially misstated. If, based on the work we have performed, we conclude that there is a material misstatement of this other information, we are required to report that fact. We have nothing to report in this regard.

RESPONSIBILITIES OF THE DIRECTORS FOR THE CONSOLIDATED FINANCIAL STATEMENTS

The directors of the Company are responsible for the preparation of the consolidated financial statements that give a true and fair view in accordance with IFRSs issued by the IASB and the disclosure requirements of the Hong Kong Companies Ordinance, and for such internal control as the directors determine is necessary to enable the preparation of consolidated financial statements that are free from material misstatement, whether due to fraud or error.

In preparing the consolidated financial statements, the directors of the Company are responsible for assessing the Group's ability to continue as a going concern, disclosing, as applicable, matters related to going concern and using the going concern basis of accounting unless the directors of the Company either intend to liquidate the Group or to cease operations or have no realistic alternative but to do so.

The directors of the Company are assisted by the Audit Committee in discharging their responsibilities for overseeing the Group's financial reporting process.

年報所載的其他資料

貴公司董事須對其他資料負責。其他資料包括年報所載資料（綜合財務報表及吾等就此發出的核數師報告除外）。

吾等對綜合財務報表的意見並不涵蓋其他資料，吾等亦不會就其發表任何形式的鑒證結論。

就審核綜合財務報表而言，吾等的責任是閱讀其他資料，及在此過程中，考慮其他資料是否與綜合財務報表或吾等在審核過程中所了解的情況有重大不符，或者似乎有重大錯誤陳述。基於吾等已執行的工作，如果吾等認為其他資料有重大錯誤陳述，吾等需要報告有關事實。就此而言，吾等無需報告任何事項。

董事就綜合財務報表須承擔的責任

貴公司董事須負責根據國際會計準則委員會頒佈的國際財務報告準則和香港公司條例的披露要求編製綜合財務報表，以令綜合財務報表作出真實而公平的反映及落實董事認為必要的內部控制，以確保綜合財務報表之編製不存在由於欺詐或錯誤而導致的重大錯誤陳述。

在編製綜合財務報表時，貴公司董事負責評估貴集團持續經營的能力，並在適用情況下披露與持續經營有關的事項，以及使用持續經營為會計基礎，除非貴公司董事有意將貴集團清盤或停止經營，或別無其他實際的替代方案。

審核委員會協助貴公司董事履行彼等監督貴集團財務報告過程的責任。

INDEPENDENT AUDITOR'S REPORT

獨立核數師報告

AUDITOR'S RESPONSIBILITIES FOR THE AUDIT OF THE CONSOLIDATED FINANCIAL STATEMENTS

Our objectives are to obtain reasonable assurance about whether the consolidated financial statements as a whole are free from material misstatement, whether due to fraud or error, and to issue an auditor's report that includes our opinion. Our report is made solely to you, as a body, and for no other purpose. We do not assume responsibility towards or accept liability to any other person for the contents of this report.

Reasonable assurance is a high level of assurance, but is not a guarantee that an audit conducted in accordance with HKSA's will always detect a material misstatement when it exists. Misstatements can arise from fraud or error and are considered material if, individually or in the aggregate, they could reasonably be expected to influence the economic decisions of users taken on the basis of these consolidated financial statements.

As part of an audit in accordance with HKSA's, we exercise professional judgement and maintain professional scepticism throughout the audit. We also:

- Identify and assess the risks of material misstatement of the consolidated financial statements, whether due to fraud or error, design and perform audit procedures responsive to those risks, and obtain audit evidence that is sufficient and appropriate to provide a basis for our opinion. The risk of not detecting a material misstatement resulting from fraud is higher than for one resulting from error, as fraud may involve collusion, forgery, intentional omissions, misrepresentations, or the override of internal control.
- Obtain an understanding of internal control relevant to the audit in order to design audit procedures that are appropriate in the circumstances, but not for the purpose of expressing an opinion on the effectiveness of the Group's internal control.
- Evaluate the appropriateness of accounting policies used and the reasonableness of accounting estimates and related disclosures made by the directors.

核數師就審核綜合財務報表須承擔的責任

吾等的目標，是對整體綜合財務報表是否不存在由於欺詐或錯誤而導致的任何重大錯誤陳述取得合理保證，並出具包括吾等意見的核數師報告。吾等僅向閣下（作為整體）報告，除此之外本報告別無其他目的。吾等不會就本報告的內容向任何其他人士負上或承擔任何責任。

合理保證是高水平的保證，但不能保證按香港審計準則進行的審核總能發現重大錯誤陳述。錯誤陳述可以由欺詐或錯誤引起，如果按合理預期而錯誤陳述個別或匯總起來可能影響綜合財務報表使用者所作出的經濟決定，則有關的錯誤陳述可被視作重大。

在根據香港審計準則進行審核的過程中，吾等運用了職業判斷，保持了職業懷疑態度。吾等亦：

- 識別及評估由於欺詐或錯誤而導致綜合財務報表存在重大錯誤陳述的風險，設計及執行審核程序以應對該等風險，以及取得充足及適當的審核憑證，作為吾等意見的基礎。由於欺詐可能涉及串謀、偽造、蓄意遺漏、虛假陳述，或凌駕於內部控制之上，因此未能發現因欺詐而導致的重大錯誤陳述的風險較因錯誤而導致的重大錯誤陳述的風險為高。
- 了解與審核相關的內部控制，以設計適當的審核程序，但目的並非對貴集團內部控制的有效性發表意見。
- 評價董事所採用會計政策的合適性及作出會計估計及相關披露資料的合理性。

INDEPENDENT AUDITOR'S REPORT

獨立核數師報告

- Conclude on the appropriateness of the directors' use of the going concern basis of accounting and, based on the audit evidence obtained, whether a material uncertainty exists related to events or conditions that may cast significant doubt on the Group's ability to continue as a going concern. If we conclude that a material uncertainty exists, we are required to draw attention in our auditor's report to the related disclosures in the consolidated financial statements or, if such disclosures are inadequate, to modify our opinion. Our conclusions are based on the audit evidence obtained up to the date of our auditor's report. However, future events or conditions may cause the Group to cease to continue as a going concern.
- Evaluate the overall presentation, structure and content of the consolidated financial statements, including the disclosures, and whether the consolidated financial statements represent the underlying transactions and events in a manner that achieves fair presentation.
- Obtain sufficient appropriate audit evidence regarding the financial information of the entities or business activities within the Group to express an opinion on the consolidated financial statements. We are responsible for the direction, supervision and performance of the group audit. We remain solely responsible for our audit opinion.
- 對董事採用持續經營會計基礎的恰當性作出結論，並根據所得的審核憑證，決定是否存在與事件或情況有關的重大不確定性，而可能對 貴集團持續經營的能力構成重大疑慮。如果吾等認為存在重大不確定性，則有必要在核數師報告中提請使用者關注綜合財務報表中的相關披露資料，假若有關披露資料不足，則吾等須出具非無保留意見的核數師報告。吾等的結論是基於截至核數師報告日止所取得的審核憑證。然而，未來事件或情況可能導致 貴集團不能繼續持續經營。
- 評價綜合財務報表的整體列報方式、結構及內容，包括披露資料，以及綜合財務報表是否公允反映相關交易及事項。
- 就 貴集團實體或業務活動的財務資料獲取充分、適當的審核憑證，以對綜合財務報表發表意見。吾等負責指導、監督及執行集團審核。吾等對審核意見承擔全部負責。

We communicate with the Audit Committee regarding, among other matters, the planned scope and timing of the audit and significant audit findings, including any significant deficiencies in internal control that we identify during our audit.

We also provide the Audit Committee with a statement that we have complied with relevant ethical requirements regarding independence and to communicate with them all relationships and other matters that may reasonably be thought to bear on our independence, and where applicable, related safeguards.

吾等與審核委員會溝通計劃審核範圍、時間安排、重大審核發現等事項，包括吾等於審核期間識別出內部控制的任何重大缺陷。

吾等亦向審核委員會提交聲明，說明吾等已符合有關獨立性的相關道德要求，並與彼等溝通所有合理地被認為會影響吾等獨立性的關係及其他事項，以及（倘適用）相關的防範措施。

INDEPENDENT AUDITOR'S REPORT

獨立核數師報告

From the matters communicated with the Audit Committee, we determine those matters that were of most significance in the audit of the consolidated financial statements of the current period and are therefore the key audit matters. We describe these matters in our auditor's report unless law or regulation precludes public disclosure about the matter or when, in extremely rare circumstances, we determine that a matter should not be communicated in our report because the adverse consequences of doing so would reasonably be expected to outweigh the public interest benefits of such communication.

The engagement partner on the audit resulting in this independent auditor's report is Hui Kin Fai, Stephen.

Ernst & Young

Certified Public Accountants

Hong Kong

29 March 2019

就與審核委員會溝通的事項而言，吾等釐定哪些事項對本期綜合財務報表的審核最為重要，因而構成關鍵審核事項。吾等於核數師報告中描述該等事項，除非法律法規不允許對某件事項作出公開披露，或在極端罕見的情況下，若有合理預期於吾等報告中溝通某事項而造成的負面後果將會超過其產生的公眾利益，吾等將不會在此等情況下在報告中溝通該事項。

本獨立核數師報告的審核項目合夥人為許建輝。

安永會計師事務所

執業會計師

香港

二零一九年三月二十九日

CONSOLIDATED STATEMENT OF PROFIT OR LOSS

綜合損益表

Year ended 31 December 2018 截至二零一八年十二月三十一日止年度

		Notes 附註	2018 二零一八年 RMB'000 人民幣千元	2017 二零一七年 RMB'000 人民幣千元
REVENUE	收入	5	1,620,456	873,293
Cost of sales	銷售成本		(1,358,041)	(815,182)
Gross profit	毛利		262,415	58,111
Other income and gains	其他收入及收益	5	81,579	140,553
Selling and distribution expenses	銷售及分銷開支		(63,744)	(107,330)
Administrative expenses	行政費用		(437,020)	(475,632)
Exchange gain/(loss), net	匯兌收益／(虧損)·淨額		16,241	(44,121)
Finance costs	融資成本	8	(374,468)	(426,286)
Fair value gain on an investment property	投資物業之公平值收益	16	21,779	—
Fair value loss on a derivative financial instrument	衍生金融工具之公平值虧損	33	(22,984)	—
Impairment of property, plant and equipment	物業、廠房及設備之減值		—	(18,006)
Other expenses	其他費用	6	(93,432)	(12,873)
Share of loss of a joint venture	應佔一間合營公司虧損	19	(2,724)	(2,779)
LOSS BEFORE TAX	除稅前虧損	7	(612,358)	(888,363)
Income tax credit	所得稅抵免	11	113,423	14,608
LOSS FOR THE YEAR	本年度虧損		(498,935)	(873,755)
Attributable to:	以下人士應佔虧損：			
Owners of the parent	母公司擁有人		(498,813)	(872,219)
Non-controlling interests	非控股權益		(122)	(1,536)
			(498,935)	(873,755)
LOSS PER SHARE ATTRIBUTABLE TO ORDINARY EQUITY HOLDERS OF THE PARENT	母公司普通股本擁有人應佔每股虧損			
Basic and diluted	基本及攤薄	12	RMB 人民幣 (0.49) 元	RMB 人民幣 (0.86) 元

CONSOLIDATED STATEMENT OF COMPREHENSIVE INCOME

綜合全面收入表

Year ended 31 December 2018 截至二零一八年十二月三十一日止年度

		2018 二零一八年 RMB'000 人民幣千元	2017 二零一七年 RMB'000 人民幣千元
LOSS FOR THE YEAR	本年度虧損	(498,935)	(873,755)
OTHER COMPREHENSIVE INCOME/(LOSS)	其他全面收入／(虧損)		
<i>Other comprehensive income/(loss) that may be reclassified to profit or loss in subsequent periods:</i>	於後續期間可能重新分類至損益的其他全面收入／(虧損)：		
Exchange differences on translation of foreign operations	折算外幣業務產生的匯兌差額	(116,857)	153,862
Net other comprehensive income/(loss) that may be reclassified to profit or loss in subsequent periods	於後續期間可能重新分類至損益的其他全面收入／(虧損)淨額	(116,857)	153,862
OTHER COMPREHENSIVE INCOME/(LOSS) FOR THE YEAR, NET OF TAX	年內扣除稅項後其他全面收入／(虧損)	(116,857)	153,862
TOTAL COMPREHENSIVE LOSS FOR THE YEAR	年內全面虧損總額	(615,792)	(719,893)
Total comprehensive loss attributable to:	以下人士應佔全面虧損總額：		
Owners of the parent	母公司擁有人	(615,670)	(718,357)
Non-controlling interests	非控股權益	(122)	(1,536)
		(615,792)	(719,893)

CONSOLIDATED STATEMENT OF FINANCIAL POSITION

綜合財務狀況表

31 December 2018 二零一八年十二月三十一日

		Notes	2018 二零一八年 RMB'000 人民幣千元	2017 二零一七年 RMB'000 人民幣千元
		附註		
NON-CURRENT ASSETS	非流動資產			
Property, plant and equipment	物業、廠房及設備	13	2,805,810	3,082,754
Investment property	投資物業	16	1,160,000	1,138,221
Long term prepayments and deposits	長期預付款項及按金	17	111,320	123,710
Prepaid land lease payments	預付土地租金	18	1,087,394	1,123,673
Investment in a joint venture	於一間合營公司之投資	19	31,832	34,556
Deferred tax assets	遞延稅項資產	21	161,600	–
Available-for-sale investment	可供出售投資	20	–	800
Pledged deposits	已抵押按金	25	80,000	482,723
Total non-current assets	非流動資產總值		5,437,956	5,986,437
CURRENT ASSETS	流動資產			
Properties under development	發展中物業	14	1,691,699	2,601,118
Completed properties held for sale	落成待售物業	15	749,869	–
Inventories	存貨	22	223,057	288,705
Trade and bills receivables	貿易應收賬款及應收票據	23	540,225	371,120
Prepayments, other receivables and other assets	預付款項、其他應收款項及其他資產	24	674,844	601,470
Pledged and restricted bank balances	已抵押及受限制銀行結餘	25	539,060	183,286
Cash and bank balances	現金及銀行結餘	25	66,907	36,392
Due from a related party	應收關聯方款項	41	84,676	84,568
Total current assets	流動資產總值		4,570,337	4,166,659
CURRENT LIABILITIES	流動負債			
Trade and bills payables	貿易應付賬款及應付票據	26	688,464	670,349
Interest-bearing bank and other borrowings	計息銀行及其他借貸	27	2,012,848	3,332,194
Contract liabilities	合約負債	29	896,765	–
Other payables and accruals	其他應付款項及應計費用	30	762,458	1,695,458
Fixed rate bonds and notes	定息債券及票據	31	–	467,821
Derivative financial instrument	衍生金融工具	33	22,984	–
Due to a director	應付董事款項	41	118,944	106,994
Tax payable	應付稅項		107,583	60,800
Total current liabilities	流動負債總額		4,610,046	6,333,616

CONSOLIDATED STATEMENT OF FINANCIAL POSITION

綜合財務狀況表

31 December 2018 二零一八年十二月三十一日

		Notes 附註	2018 二零一八年 RMB'000 人民幣千元	2017 二零一七年 RMB'000 人民幣千元
NET CURRENT LIABILITIES	流動負債淨額		(39,709)	(2,166,957)
TOTAL ASSETS LESS CURRENT LIABILITIES	資產總值減流動負債		5,398,247	3,819,480
NON-CURRENT LIABILITIES	非流動負債			
Deferred tax liabilities	遞延稅項負債	21	574,798	577,019
Interest-bearing bank and other borrowings	計息銀行及其他借貸	27	4,084,871	1,880,686
Fixed rate bonds and notes	定息債券及票據	31	157,406	140,597
Government grants	政府補貼	32	350,899	375,113
Total non-current liabilities	非流動負債總額		5,167,974	2,973,415
Net assets	資產淨值		230,273	846,065
EQUITY	權益			
Equity attributable to owners of the parent	母公司擁有人應佔權益			
Issued capital	已發行股本	34	88,856	88,856
Reserves	儲備	35	129,997	745,667
Non-controlling interests	非控股權益		218,853	834,523
			11,420	11,542
Total equity	權益總額		230,273	846,065

CHEN CHANG

陳昌

Director

董事

CHEN ZHAO NIAN

陳兆年

Director

董事

CONSOLIDATED STATEMENT OF CHANGES IN EQUITY

綜合權益變動表

Year ended 31 December 2018 截至二零一八年十二月三十一日止年度

		Attributable to owners of the parent 母公司擁有人應佔										
		Issued capital	Share premium	Asset revaluation reserve [#]	Contributed surplus	Capital reserve	Statutory reserve fund	Retained profits	Exchange fluctuation reserve	Total	Non-controlling interests	Total equity
		已發行股本	股份溢價	重估儲備 [#]	實繳盈餘	資本儲備	法定公積金	留存溢利	波動儲備	總計	非控股權益	權益總額
		RMB'000	RMB'000	RMB'000	RMB'000	RMB'000	RMB'000	RMB'000	RMB'000	RMB'000	RMB'000	RMB'000
		人民幣千元	人民幣千元	人民幣千元	人民幣千元	人民幣千元	人民幣千元	人民幣千元	人民幣千元	人民幣千元	人民幣千元	人民幣千元
		(note 34)					(note (a))					
		(附註34)					(附註(a))					
At 1 January 2017	於二零一七年一月一日	88,856	767,097	1,153,715	224,589	57,607	165,276	(691,557)	(212,703)	1,552,880	15,006	1,567,886
Loss for the year	本年度虧損	-	-	-	-	-	-	(872,219)	-	(872,219)	(1,536)	(873,755)
Other comprehensive income for the year:	本年度其他全面收入:											
Exchange differences related to foreign operations	與外幣業務有關的匯兌差額	-	-	-	-	-	-	-	153,862	153,862	-	153,862
Total comprehensive loss for the year	本年度全面虧損總額	-	-	-	-	-	-	(872,219)	153,862	(718,357)	(1,536)	(719,893)
Dividends to a non-controlling shareholder	分派予非控股股東之股息	-	-	-	-	-	-	-	-	-	(1,928)	(1,928)
At 31 December 2017	於二零一七年十二月三十一日	88,856	767,097*	1,153,715*	224,589*	57,607*	165,276*	(1,563,776)*	(58,841)*	834,523	11,542	846,065
At 1 January 2018	於二零一八年一月一日	88,856	767,097	1,153,715	224,589	57,607	165,276	(1,563,776)	(58,841)	834,523	11,542	846,065
Loss for the year	本年度虧損	-	-	-	-	-	-	(498,813)	-	(498,813)	(122)	(498,935)
Other comprehensive loss for the year:	本年度其他全面虧損:											
Exchange differences related to foreign operations	與外幣業務有關的匯兌差額	-	-	-	-	-	-	-	(116,857)	(116,857)	-	(116,857)
Total comprehensive loss for the year	本年度全面虧損總額	-	-	-	-	-	-	(498,813)	(116,857)	(615,670)	(122)	(615,792)
Transfer of asset revaluation reserve upon sale of relevant properties	自相關物業出售後，轉撥資產重估儲備	-	-	(79,775)	-	-	-	79,775	-	-	-	-
At 31 December 2018	於二零一八年十二月三十一日	88,856	767,097*	1,073,940*	224,589*	57,607*	165,276*	(1,982,814)*	(175,698)*	218,853	11,420	230,273

The asset revaluation reserve arose from a change in use from an owner-occupied property to an investment property carried at fair value.

* These reserve accounts comprise the consolidated reserves of RMB129,997,000 (2017: RMB745,667,000) in the consolidated statement of financial position.

Note:

(a) In accordance with the Company Law of the People's Republic of China (the "PRC"), the Company's subsidiaries registered in the PRC are required to appropriate 10% of the annual statutory net profit after tax (after offsetting any prior years' losses) to the statutory reserve fund. When the balance of an entity's reserve fund reaches 50% of its registered capital, any further appropriation is optional. The statutory reserve fund can be utilised to offset prior years' losses or to increase the registered capital. However, such balance of the statutory reserve fund must be maintained at a minimum of 25% of the registered capital after such usage.

自用物業因用途變更轉為按公平值列賬的投資物業而產生資產重估儲備。

* 該等儲備賬目包括綜合財務狀況表中為數人民幣129,997,000元(二零一七年:人民幣745,667,000元)的綜合儲備。

附註:

(a) 根據中華人民共和國(「中國」)公司法,本公司於中國註冊的附屬公司,須將除稅後年度法定淨溢利(抵銷過往年度的任何虧損後)的10%撥入法定公積金。當公積金的結餘達一個實體註冊資本的50%時,可選擇是否繼續撥入法定公積金。法定公積金可用於抵銷過往年度虧損,或增加註冊資本。然而,將法定公積金用於上述用途後所剩的餘額,最低限度須保持註冊資本的25%。

CONSOLIDATED STATEMENT OF CASH FLOWS

綜合現金流量表

Year ended 31 December 2018 截至二零一八年十二月三十一日止年度

	Notes 附註	2018 二零一八年 RMB'000 人民幣千元	2017 二零一七年 RMB'000 人民幣千元
CASH FLOWS FROM OPERATING ACTIVITIES	經營活動所得現金流量		
Loss before tax	除稅前虧損	(612,358)	(888,363)
Adjustments for:	就下列各項調整：		
Loss on disposal of subsidiaries	出售附屬公司之虧損	6 25,865	–
Loss on deregister of subsidiaries	附屬公司注銷登記之虧損	6 14,008	–
Finance costs	融資成本	8 374,468	426,286
Share of loss of a joint venture	應佔一間合營公司虧損	19 2,724	2,779
Bank interest income	銀行利息收入	5 (26,812)	(38,792)
Government grant income	政府補貼收入	5 (46,534)	(26,914)
Net loss/(gain) on disposal of property, plant and equipment and prepaid land lease payments	出售物業、廠房及設備淨虧損／(收入)及預付土地租金	6 19,533	(5,879)
Depreciation	折舊	13 140,406	143,045
Amortisation of prepaid land lease payments	預付土地租金攤銷	18 25,407	26,456
Fair value gain on an investment property	投資物業之公平值收入	7 (21,779)	–
Fair value loss on a derivative financial instrument	衍生金融工具之公平值虧損	7 22,984	–
Impairment of trade receivables	貿易應收賬款減值	23 2,450	1,721
Impairment/(reversal of impairment) of deposits and other receivables	按金及其他應收款項減值／(減值撥回)	24 4,603	(12)
Provision against slow-moving and obsolete inventories	滯銷及陳舊存貨撥備	22 –	7,020
Impairment of items of property, plant and equipment	物業、廠房及設備項目減值	13 –	18,006
		(75,035)	(334,647)
Decrease in inventories	存貨減少	65,648	115,276
Decrease/(increase) in properties under development	發展中物業減少／(增加)	1,008,316	(306,941)
Increase in completed properties held for sale	落成待售物業增加	(749,869)	–
(Increase)/decrease in trade and bills receivables	貿易應收賬款及應收票據(增加)／減少	(211,078)	243,051
Decrease in prepayments, other receivables and other assets	預付款項、其他應收款項及其他資產的減少	40,705	54,423
Decrease in pledged and restricted bank balances	已抵押及受限制銀行結餘減少	46,949	400,171
Increase/(decrease) in trade and bills payables	貿易應付賬款及應付票據增加／(減少)	18,115	(119,999)
(Decrease)/increase in contract liabilities, other payables and accruals	合約負債、其他應付款項及應計費用(減少)／增加	(124,768)	498,416
Decrease in a provision	撥備減少	–	(29,268)
Cash generated from operations	經營產生現金	18,983	520,482
Interest received	已收利息	5 26,812	38,792
Corporate income tax paid	已付企業所得稅	(2,181)	(1,612)
Net cash flows from operating activities	經營活動產生現金流量淨額	43,614	557,662

CONSOLIDATED STATEMENT OF CASH FLOWS

綜合現金流量表

Year ended 31 December 2018 截至二零一八年十二月三十一日止年度

	Notes 附註	2018 二零一八年 RMB'000 人民幣千元	2017 二零一七年 RMB'000 人民幣千元
CASH FLOWS FROM INVESTING ACTIVITIES	投資活動現金流量		
Receipt from financial assets measured at fair value through profit or loss	收取按公平值計入損益計量的金融資產	500,000	—
Purchase of financial assets measured at fair value through profit or loss	購置按公平值計入損益計量的金融資產	(500,000)	—
Purchases of items of property, plant and equipment	購買物業、廠房及設備項目	(25,009)	(10,086)
Proceeds from disposal of items of prepaid land lease payments	出售預付土地租金項目所得款項	—	63,251
Proceeds from disposal of items of property, plant and equipment	出售物業、廠房及設備項目所得款項	5,420	109,440
Disposal of a subsidiary	出售一間附屬公司	5,452	—
Decrease/(increase) in an amount due from a related party	應收關聯方款項減少/(增加)	(108)	2,231
Additions of time deposits	新增定期存款	—	(408,220)
Receipt of government grants	收取政府補貼	22,320	32,320
Net cash flows from/(used in) investing activities	投資活動所得/(所用)現金流量淨額	8,075	(211,064)
CASH FLOWS FROM FINANCING ACTIVITIES	融資活動現金流量		
New bank loans and other borrowings	新增銀行貸款及其他借貸	3,647,290	5,781,560
Repayment of bank loans and other borrowings	償還銀行貸款及其他借貸	(3,011,193)	(6,284,883)
Proceeds from issue of bonds and notes	發行債券及票據所得款項	—	143,406
Repayment of bonds	償還債券	(197,660)	(88,680)
Interest paid	已付利息	(386,416)	(471,472)
Increase in an amount due to a director	新增應付董事款項	11,950	101,431
Interest element of finance lease rental payments	融資租賃租金付款之利息部分	(4,344)	(11,200)
Capital element of finance lease rental payments	融資租賃租金付款之資本部分	(111,410)	(81,720)
Net cash flows used in financing activities	融資活動所用現金流量淨額	(51,783)	(911,558)

CONSOLIDATED STATEMENT OF CASH FLOWS

綜合現金流量表

Year ended 31 December 2018 截至二零一八年十二月三十一日止年度

		Notes 附註	2018 二零一八年 RMB'000 人民幣千元	2017 二零一七年 RMB'000 人民幣千元
NET DECREASE IN CASH AND CASH EQUIVALENTS	現金及現金等價物 減少淨額		(94)	(564,960)
Effect of foreign exchange rate changes, net	外匯利率轉變之影響淨值		30,609	162,285
Cash and cash equivalents at beginning of year	年初現金及現金等價物		36,392	439,067
CASH AND CASH EQUIVALENTS AT END OF YEAR	年末現金及現金等價物		66,907	36,392
ANALYSIS OF BALANCES OF CASH AND CASH EQUIVALENTS	現金及現金等價物結餘分析			
Cash and bank balances	現金及銀行結餘	25	66,907	36,392

NOTES TO FINANCIAL STATEMENTS

財務報表附註

31 December 2018 二零一八年十二月三十一日

1. CORPORATE AND GROUP INFORMATION

Chu Kong Petroleum and Natural Gas Steel Pipe Holdings Limited (the "Company") was incorporated in the Cayman Islands on 9 January 2008 as an exempted company with limited liability under the Companies Law, Cap.22 (Law 3 of 1961, as consolidated and revised) of the Cayman Islands. The Company's registered office address is Cricket Square, Hutchins Drive, P.O. Box 2681, Grand Cayman, KY1-1111, Cayman Islands.

The Company and its subsidiaries (together, the "Group") are involved in the following principal activities:

- manufacture and sale of welded steel pipes and the provision of related manufacturing services
- property development and investment

In the opinion of the directors, the holding company and the ultimate holding company of the Company is Bournam Profits Limited ("Bournam"), which was incorporated in the British Virgin Islands.

Information about subsidiaries

Particulars of the Company's principal subsidiaries are as follows:

Company name 公司名稱	Place of incorporation/ registration and business 註冊／成立及 營業地點	Issued ordinary/ registered share capital 已發行普通股／ 註冊股本	Percentage of equity attributable to the Company 本公司應佔 股權百分比		Principal activities 主要業務
			Direct 直接 %	Indirect 間接 %	
Lessonstart Enterprises Limited 利事達集團有限公司	British Virgin Islands 英屬處女群島	US\$300 300美元	100	–	Investment holding 投資控股
Lucknow Consultants Limited	British Virgin Islands 英屬處女群島	US\$10 10美元	–	100	Investment holding 投資控股

1. 公司及集團資料

珠江石油天然氣鋼管控股有限公司（「本公司」）於二零零八年一月九日根據開曼群島法例第22章公司法（一九六一年第3號法例，經綜合及修訂）在開曼群島註冊成立為獲豁免的有限公司。本公司註冊辦事處之地址為Cricket Square, Hutchins Drive, P.O. Box 2681, Grand Cayman, KY1-1111, Cayman Islands。

本公司及其附屬公司（統稱「本集團」）主要從事以下業務活動：

- 製造及銷售有縫焊接鋼管及提供相關製造服務
- 物業發展及投資

董事認為，本公司的控股公司及最終控股公司為Bournam Profits Limited（「Bournam」），該公司於英屬處女群島註冊成立。

關於附屬公司之資料

本公司主要附屬公司之詳情如下：

NOTES TO FINANCIAL STATEMENTS

財務報表附註

31 December 2018 二零一八年十二月三十一日

1. CORPORATE AND GROUP INFORMATION

(continued)

Information about subsidiaries (continued)

Particulars of the Company's principal subsidiaries are as follows: (continued)

Company name 公司名稱	Place of incorporation/ registration and business 註冊／成立及 營業地點	Issued ordinary/ registered share capital 已發行普通股／ 註冊股本	Percentage of equity attributable to the Company 本公司應佔 股權百分比		Principal activities 主要業務
			Direct 直接 %	Indirect 間接 %	
Crown Central Holdings Limited 光中集團有限公司	Hong Kong 香港	HK\$1,000 1,000港元	—	100	Trading of steel pipes 鋼管貿易
Chu Kong Steel Pipe Group Co., Ltd. 珠江鋼管集團有限公司	Hong Kong 香港	HK\$100,000 100,000港元	—	100	Investment holding and trading of steel pipes 投資控股及鋼管貿易
Panyu Chu Kong Steel Pipe Co., Ltd. (Note) 番禺珠江鋼管有限公司(附註)	The PRC/ Mainland China 中國／中國內地	HK\$1,937,500,000 1,937,500,000港元	—	80	Manufacture and sale of welded steel pipes 製造及銷售有縫焊接鋼管
Guangzhou Pearl River Petrol-Fittings Co., Ltd. 廣州珍珠河石化管件有限公司	The PRC/ Mainland China 中國／中國內地	HK\$5,000,000 5,000,000港元	—	100	Manufacture and sale of petrol fittings 製造及銷售石化管件
Guangzhou Pearl River OCTG Co., Ltd. 廣州珍珠河石油套管有限公司	The PRC/ Mainland China 中國／中國內地	HK\$21,000,000 21,000,000港元	—	100	Manufacture and sale of oil country tubular goods 製造及銷售石油管材

1. 公司及集團資料(續)

關於附屬公司之資料(續)

本公司主要附屬公司之詳情如下:(續)

NOTES TO FINANCIAL STATEMENTS

財務報表附註

31 December 2018 二零一八年十二月三十一日

1. CORPORATE AND GROUP INFORMATION

(continued)

Information about subsidiaries (continued)

Particulars of the Company's principal subsidiaries are as follows: (continued)

Company name 公司名稱	Place of incorporation/ registration and business 註冊／成立及 營業地點	Issued ordinary/ registered share capital 已發行普通股／ 註冊股本	Percentage of equity attributable to the Company 本公司應佔 股權百分比		Principal activities 主要業務
			Direct 直接 %	Indirect 間接 %	
Guangzhou Pearl River Petroleum Steel Pipe Coating Co., Ltd. 廣州珍珠河石油鋼管防腐 有限公司	The PRC/ Mainland China 中國／中國內地	HK\$10,000,000 10,000,000港元	—	100	Steel pipe casing and lining services 鋼管防護及 內壁塗層服務
Guangzhou Pearl River Petroleum Steel Pipe Co., Ltd. 廣州珍珠河石油鋼管有限公司	The PRC/ Mainland China 中國／中國內地	HK\$50,000,000 50,000,000港元	—	100	Manufacture and sale of welded steel pipes 製造及銷售有縫 焊接鋼管
Panyu Chu Kong Steel Pipe (Lianyungang) Co., Ltd. ("PCKSP (Lianyungang)") 番禺珠江鋼管(連雲港) 有限公司(「番禺珠江鋼管 (連雲港)」)	The PRC/ Mainland China 中國／中國內地	RMB1,100,000,000 人民幣 1,100,000,000元	—	100	Manufacture and sale of welded steel pipes 製造及銷售有縫 焊接鋼管
Guangzhou Panyu Chu Kong Hualong Petroleum Steel Pipe Anti-Corrosion Co., Ltd. ("Hualong Anti-Corrosion") 廣州市番禺珠江華龍石油鋼管 防腐有限公司 (「華龍防腐」)	The PRC/ Mainland China 中國／中國內地	RMB20,600,000 人民幣20,600,000元	—	100	Steel pipe casing and lining service 鋼管防護及內壁 塗層服務

1. 公司及集團資料(續)

關於附屬公司之資料(續)

本公司主要附屬公司之詳情如下:(續)

NOTES TO FINANCIAL STATEMENTS

財務報表附註

31 December 2018 二零一八年十二月三十一日

1. CORPORATE AND GROUP INFORMATION

(continued)

Information about subsidiaries (continued)

Particulars of the Company's principal subsidiaries are as follows: (continued)

Company name 公司名稱	Place of incorporation/ registration and business 註冊／成立及 營業地點	Issued ordinary/ registered share capital 已發行普通股／ 註冊股本	Percentage of equity attributable to the Company 本公司應佔 股權百分比		Principal activities 主要業務
			Direct 直接 %	Indirect 間接 %	
Panyu Chu Kong Steel Pipe (Zhuhai) Co., Ltd. ("PCKSP (Zhuhai)") 番禺珠江鋼管(珠海)有限公司 (「番禺珠江鋼管(珠海)」)	The PRC/ Mainland China 中國／中國內地	HK\$1,088,402,071 1,088,402,071港元	—	100	Manufacture and sale of welded steel pipes 製造及銷售有縫焊接鋼管
Lianyungang Kaidi Heavy Equipment Technology Co., Ltd. ("Kaidi") 連雲港凱帝重工科技有限公司 (「凱帝」)	The PRC/ Mainland China 中國／中國內地	RMB470,000,000 人民幣470,000,000元	—	100	Manufacture and sale of steel pipe equipment and metallurgy equipment 製造及銷售鋼管設備及冶金設備
Lianyungang Pearl River Petrol-Fittings Co., Ltd. 連雲港珍珠河石化管件有限公司	The PRC/ Mainland China 中國／中國內地	HK\$303,000,000 303,000,000港元	—	100	Manufacture and sale of petrol fittings 製造及銷售石化管件
Guangdong Pearl Steel Investment Management Co., Ltd. ("Pearl Steel Investment") 廣東珠鋼投資管理有限公司 (「珠鋼投資」)	The PRC/ Mainland China 中國／中國內地	RMB50,000,000 人民幣50,000,000元	—	100	Property development and investment 物業開發及投資

1. 公司及集團資料(續)

關於附屬公司之資料(續)

本公司主要附屬公司之詳情如下:(續)

NOTES TO FINANCIAL STATEMENTS

財務報表附註

31 December 2018 二零一八年十二月三十一日

1. CORPORATE AND GROUP INFORMATION

(continued)

Information about subsidiaries (continued)

Particulars of the Company's principal subsidiaries are as follows: (continued)

Company name 公司名稱	Place of incorporation/ registration and business 註冊／成立及 營業地點	Issued ordinary/ registered share capital 已發行普通股／ 註冊股本	Percentage of equity attributable to the Company 本公司應佔 股權百分比		Principal activities 主要業務
			Direct 直接 %	Indirect 間接 %	
Nanjing Rongyu Group Co., Ltd ("Nanjing Rongyu Group") 南京鎔裕集團有限公司 (「南京鎔裕集團」)	The PRC/ Mainland China 中國／中國內地	RMB75,000,000 人民幣75,000,000元	—	100	Market management of steel products 鋼材產品之市場 管理
Nanjing City Qixia Hill Roll Steeling Co., Ltd. ("Nanjing City Qixia Hill") 南京市棲霞山軋鋼有限公司 (「南京市棲霞山」)	The PRC/Mainland China 中國／中國內地	RMB20,316,500 人民幣20,316,500元	—	100	Manufacture and sale of screw-thread steels 製造及銷售螺紋 鋼材
Chu Kong Steel Pipe (Nanjing) Co., Ltd. 珠江鋼管(南京)有限公司	The PRC/ Mainland China 中國／中國內地	HK\$30,000,000 30,000,000港元	—	100	Manufacture and sale of welded steel pipes 製造及銷售有縫 焊接鋼管
PCK Steel Middle East FZE	Dubai 杜拜	AED1,000,000 1,000,000迪拉姆	—	100	Trading of steel products 買賣鋼材產品
View Sharp International Limited 景鋒國際有限公司	Hong Kong 香港	HK\$10,000 10,000港元	—	100	Investment holding 投資控股
Ningbo Sanhe Steel Pipe Co., Ltd. ("Ningbo Sanhe") 寧波三合鋼管有限公司 (「寧波三合」)	The PRC/ Mainland China 中國／中國內地	RMB20,000,000 人民幣20,000,000元	—	51	Manufacture and sale of welded steel pipes 製造及銷售有縫 焊接鋼管

1. 公司及集團資料(續)

關於附屬公司之資料(續)

本公司主要附屬公司之詳情如下:(續)

NOTES TO FINANCIAL STATEMENTS

財務報表附註

31 December 2018 二零一八年十二月三十一日

1. CORPORATE AND GROUP INFORMATION

(continued)

Information about subsidiaries (continued)

Particulars of the Company's principal subsidiaries are as follows: (continued)

Company name 公司名稱	Place of incorporation/ registration and business 註冊／成立及 營業地點	Issued ordinary/ registered share capital 已發行普通股／ 註冊股本	Percentage of equity attributable to the Company 本公司應佔 股權百分比		Principal activities 主要業務
			Direct 直接 %	Indirect 間接 %	
Guangzhou Zhu Gang Property Management Co., Ltd. ("Zhu Gang Property Management") 廣州珠鋼物業管理有限公司 (「珠鋼物業管理」)	The PRC/ Mainland China 中國／中國內地	RMB5,000,000 人民幣5,000,000元	—	100	Property management 物業管理
Zhuhai Zhugang Wharf Co., Ltd. ("Zhugang Wharf") 珠海珠鋼碼頭股份有限公司 (「珠鋼碼頭」)	The PRC/ Mainland China 中國／中國內地	RMB3,000,000 人民幣3,000,000元	—	100	Port service 港口服務

The above table lists the subsidiaries of the Company which, in the opinion of the directors, principally affected the results for the year or formed a substantial portion of the net assets of the Group. To give details of other subsidiaries would, in the opinion of the directors, result in particulars of excessive length.

Note:

Panyu Chu Kong Steel Pipe Co., Ltd. 番禺珠江鋼管有限公司 ("PCKSP")

PCKSP has been accounted for a 100%-owned subsidiary of the Group (2017: 100%). It is an investment holding company. It is engaged in the manufacture and sale of welded steel pipes business and holds a piece of land in Mainland China.

1. 公司及集團資料(續)

關於附屬公司之資料(續)

本公司主要附屬公司之詳情如下:(續)

上表載列董事認為主要影響年內業績或構成本集團資產淨值的主要部分之本公司附屬公司名單。董事認為，列出其他附屬公司詳情將導致列表過於冗長。

附註：

番禺珠江鋼管有限公司(「番禺珠江鋼管」)

番禺珠江鋼管被視為本集團之全資附屬公司(二零一七年：全資)，為一間投資控股公司。該公司從事焊接鋼管製造及銷售業務，並於中國內地持有一幅地塊。

NOTES TO FINANCIAL STATEMENTS

財務報表附註

31 December 2018 二零一八年十二月三十一日

1. CORPORATE AND GROUP INFORMATION

(continued)

Information about subsidiaries (continued)

Note: (continued)

During the year, the Group entered into a disposal agreement with a third party, Guangdong Yuecai Trust Co., Limited ("Yuecai Trust") for the disposal of a 20% equity interest for a consideration of RMB240 million, contingent to certain future events which are set out in the respective agreement. Details can be referred to the Company's circular issued on 27 March 2018. The related transactions constituted very substantial disposal transaction under the relevant Listing Rules and have been approved by the shareholders on 19 April 2018. (the "2018 Disposal Transaction").

The 2018 Disposal Transaction was considered not completed as at 31 December 2018 because there were still conditions to be fulfilled by the Group. One of the conditions to be fulfilled by the Group was the successful change of the use of the land held by PCKSP from "industrial" to "residential and commercial". Nevertheless, as part of the 2018 Disposal Transaction, certain transactions and actions have taken place during the year which had an impact on the Group's consolidated financial statements. These included:

On 2 February 2018, Yuecai Trust transferred an aggregate amount of RMB240 million to PCKSP and PCKSP has filed statutory business registration to allot its 20% shareholding to Yuecai Trust. Thereafter, Yuecai Trust became PCKSP's 20% legal shareholder. However, according to the agreement, as the 2018 Disposal Transaction is not completed, Yuecai Trust is not able to enjoy all the benefits to which a shareholder is entitled. Accordingly, notwithstanding the fact that Yuecai Trust is the 20% legal shareholder of PCKSP, the Group continued to consolidate 100% assets and liabilities of PCKSP for the current year. The RMB240 million was accounted for as a loan and presented as a "Loan from a third party" on the consolidated statement of financial position at 31 December 2018, pursuant to an underlying loan agreement entered into between the parties. According to this loan agreement, the loan is repayable in three years and bear interest at 11.25% per annum for the first two years and 10.25% per annum for the third year (See note 27 for details of the loan).

On the same date, 2 February 2018, Yuecai Trust further advanced a loan to PCKSP in the amount of RMB1.44 billion for a period of three years with interest rate of 11.25% per annum for the first two years and 10.25% per annum for the third year (See note 27 for details of the loan).

As part of the 2018 Disposal Transaction, the Group has agreed to consider the conditional disposal of 40% of the equity interest in PCKSP upon the restoration of the land executed by the government after the change of land use. This was not a commitment and therefore did not have any financial impact on the consolidated financial statements.

Subsequent to 31 December 2018, the directors of the Company have entered into another agreement for the disposal of the remaining interest in PCKSP to Yuecai Trust and to replace some of the terms as set out in the 2018 Disposal Transaction. Please refer to note 45 to the financial statements for details of the subsequent events.

1. 公司及集團資料(續)

關於附屬公司之資料(續)

附註:(續)

年內,本集團與第三方廣東粵財信托有限公司(「粵財信托」)訂立一項出售協議,以代價人民幣240,000,000元出售20%股權,視乎各協議所載之個別未來事件而定。詳情可參閱本公司於二零一八年三月二十七日刊發的通函。根據相關上市規則,關聯交易構成非常重大的出售交易,並已於二零一八年四月十九日獲得股東批准。(「二零一八年出售交易」)。

於二零一八年十二月三十一日,二零一八年出售交易被視為尚未完成,因為仍有若干條件有待本集團達成。本集團須達成的其中一個條件為成功將番禺珠江鋼管所持有土地之用途由「工業」改為「住宅及商業」。然而,作為二零一八年出售交易的一部分,本年度已發生若干交易及行動,對本集團之綜合財務報表產生影響。其中包括:

於二零一八年二月二日,粵財信托向番禺珠江鋼管轉賬合共人民幣240,000,000元,而番禺珠江鋼管已提交法定商業登記,以將其20%的股權轉讓予粵財信托。此後,粵財信托成為持有番禺珠江鋼管20%股權之合法股東。然而,根據協議,由於二零一八年出售交易尚未完成,粵財信托無法享有股東有權享有的所有利益。因此,儘管粵財信托為持有番禺珠江鋼管20%股權之合法股東,但本集團仍繼續綜合計算番禺珠江鋼管年內的全部資產及負債。根據雙方訂立的相關貸款協議,於二零一八年十二月三十一日的綜合財務狀況表中,人民幣240,000,000元作為貸款入賬並呈列為「來自第三方的貸款」。根據該貸款協議,該貸款須於三年內償還,且首兩年按年利率11.25%及第三年年利率10.25%計息(有關貸款的詳情,請參閱附註27)。

於二零一八年二月二日同日,粵財信托進一步向番禺珠江鋼管提供人民幣1,440,000,000元的貸款,為期三年,首兩年年利率為11.25%及第三年年利率為10.25%(有關貸款的詳情,請參閱附註27)。

作為二零一八年出售交易的一部分,本集團已同意在土地用途變更後政府完成土地整理修復時,考慮有條件出售番禺珠江鋼管40%的股權。這並非一項承諾,因此對綜合財務報表並不會產生任何財務影響。

於二零一八年十二月三十一日之後,本公司董事已訂立另一份協議,以向粵財信托出售番禺珠江鋼管的剩餘權益,並取代二零一八年出售交易所載的部分條款。有關後續事件的詳情,請參閱財務報表附註45。

NOTES TO FINANCIAL STATEMENTS

財務報表附註

31 December 2018 二零一八年十二月三十一日

2.1 BASIS OF PREPARATION

These financial statements have been prepared in accordance with IFRSs issued by the IASB, International Accounting Standards and Standing Interpretations Committee Interpretations approved by the International Accounting Standards Committee that remain in effect, and the disclosure requirements of the Hong Kong Companies Ordinance. They have been prepared under the historical cost convention, except for an investment property and a derivative financial instrument which have been measured at fair value. These financial statements are presented in Renminbi (“RMB”) and all values are rounded to the nearest thousand except when otherwise indicated.

Basis of consolidation

The consolidated financial statements include the financial statements of the Group for the year ended 31 December 2018. A subsidiary is an entity (including a structured entity), directly or indirectly, controlled by the Company. Control is achieved when the Group is exposed, or has rights, to variable returns from its involvement with the investee and has the ability to affect those returns through its power over the investee (i.e., existing rights that give the Group the current ability to direct the relevant activities of the investee).

When the Company has, directly or indirectly, less than a majority of the voting or similar rights of an investee, the Group considers all relevant facts and circumstances in assessing whether it has power over an investee, including:

- (a) the contractual arrangement with the other vote holders of the investee;
- (b) rights arising from other contractual arrangements; and
- (c) the Group’s voting rights and potential voting rights.

The financial statements of the subsidiaries are prepared for the same reporting period as the Company, using consistent accounting policies. The results of subsidiaries are consolidated from the date on which the Group obtains control, and continue to be consolidated until the date that such control ceases.

2.1 編製基準

該等財務報表乃根據由國際會計準則理事會頒佈的國際財務報告準則、國際會計準則理事會批准並維持有效之國際會計準則及常務詮釋委員會詮釋及香港公司條例之披露規定編製。其乃以歷史成本慣例編製，惟投資物業及衍生金融工具按公平值計量。該等財務報表以人民幣（「人民幣」）呈列，除另有列明者外，所有數值已湊整至最接近千元。

綜合基準

綜合財務報表包括本集團截至二零一八年十二月三十一日止年度之財務報表。附屬公司指本公司直接或間接控制之實體（包括結構性實體）。當本集團能透過其參與承擔或享有投資對象可變回報之風險或權利，並能夠向投資對象使用其權力影響回報金額（即現有權利可使本集團能於當時指揮投資對象之相關活動），即代表本集團擁有投資對象之控制權。

當本公司直接或間接擁有少於投資對象大多數投票權或類似權利時，於評估本集團對該投資對象是否擁有權力時，本集團考慮所有相關事實及情況，包括：

- (a) 與該投資對象之其他投票權擁有人之合約安排；
- (b) 其他合約安排產生之權利；及
- (c) 本集團之投票權及潛在投票權。

附屬公司財務報表的報告期間與本公司相同，並採用一致的會計政策編製。附屬公司的業績由本集團取得控制權之日起綜合計算，直至不再擁有上述控制權之日為止。

NOTES TO FINANCIAL STATEMENTS

財務報表附註

31 December 2018 二零一八年十二月三十一日

2.1 BASIS OF PREPARATION (continued)

Basis of consolidation (continued)

Profit or loss and each component of other comprehensive income are attributed to the owners of the parent of the Group and to the non-controlling interests, even if this results in the non-controlling interests having a deficit balance. All intra-group assets and liabilities, equity, income, expenses and cash flows relating to transactions between members of the Group are eliminated in full on consolidation.

The Group reassesses whether or not it controls an investee if facts and circumstances indicate that there are changes to one or more of the three elements of control described above. A change in the ownership interest of a subsidiary, without a loss of control, is accounted for as an equity transaction.

If the Group loses control over a subsidiary, it derecognises (i) the assets (including goodwill) and liabilities of the subsidiary, (ii) the carrying amount of any non-controlling interest and (iii) the cumulative translation differences recorded in equity; and recognises (i) the fair value of the consideration received, (ii) the fair value of any investment retained and (iii) any resulting surplus or deficit in profit or loss. The Group's share of components previously recognised in other comprehensive income is reclassified to profit or loss or retained profits, as appropriate, on the same basis as would be required if the Group had directly disposed of the related assets or liabilities.

2.1 編製基準 (續)

綜合基準 (續)

損益及其他全面收益的各組成部分歸屬於本集團母公司擁有人及非控股權益，即使此舉引致非控股權益有虧絀結餘。所有有關本集團各成員公司間之交易之集團內部公司間資產及負債、權益、收入、開支及現金流量會於綜合計算時全數抵銷。

倘事實及情況顯示如上文所述三項控制因素之一項或多項出現變化，本集團會重新評估其是否控制投資對象。並無失去控制權之附屬公司擁有權益變動以股本交易入賬。

倘本集團失去對附屬公司之控制權，則終止確認 (i) 該附屬公司之資產 (包括商譽) 及負債，(ii) 任何非控股權益之賬面值及 (iii) 於權益內記錄之累計匯兌差額；及確認 (i) 已收代價之公平值，(ii) 所保留任何投資之公平值及 (iii) 損益中任何因此產生之盈餘或虧損。先前已於其他全面收入內確認之本集團應佔部分重新分類至損益或留存溢利 (如適用)，基準與本集團直接出售相關資產或負債所需使用之基準相同。

NOTES TO FINANCIAL STATEMENTS

財務報表附註

31 December 2018 二零一八年十二月三十一日

2.1 BASIS OF PREPARATION (continued)

Going concern basis

The Group recorded a consolidated loss of RMB498,935,000 for the year ended 31 December 2018 (2017: loss of RMB873,755,000). As at 31 December 2018, the Group recorded net current liabilities of RMB39,709,000 (2017: RMB2,166,957,000), included therein were the bank and other borrowings of RMB2,012,848,000 (2017: RMB3,800,015,000) which were due for repayment or renewal within the next twelve months after 31 December 2018.

In view of these circumstances, the directors of the Company have considered the future liquidity and performance of the Group and its available sources of finance in assessing whether the Group will have sufficient financial resources to continue as a going concern.

The directors of the Company have prepared a cash flow forecast for the Group which covers a period of twelve months from the end of the reporting period. Taking into account the possible disposal of PCKSP which could provide additional funds for the Group, coupled with the rebound of the market demand of the Group's steel pipes and related products and the continued sale of the Group's existing real estate projects, the directors considered that the Group will have sufficient working capital to finance its operations and meet its financial obligations as and when they fall due. Accordingly, the consolidated financial statements of the Group have been prepared on a going concern basis.

However, the sale of PCKSP is subject to the fulfilment of certain conditions, among which some of these conditions cannot be controlled by the Group, such as the successful change of land use on the land owned by PCKSP. The validity of the going concern assumption on which the consolidated financial statements are prepared is dependent on the successful sale of PCKSP and favourable outcomes of the events as described above.

Should the going concern assumption be inappropriate, adjustments may have to be made to reflect the situation that assets may need to be realised at amounts other than those they are currently recorded in the consolidated statement of financial position. In addition, the Group may have to provide for any further liabilities that might arise, and to reclassify non-current assets and non-current liabilities as current assets and current liabilities, respectively. The effects of these adjustments have not been reflected in the consolidated financial statements.

2.1 編製基準 (續)

持續經營基準

截至二零一八年十二月三十一日止年度，本集團錄得綜合虧損人民幣498,935,000元（二零一七年：虧損人民幣873,755,000元）。於二零一八年十二月三十一日，本集團錄得流動負債淨額人民幣39,709,000元（二零一七年：人民幣2,166,957,000元），其中包括於二零一八年十二月三十一日後未來十二個月內到期須償還或重續的銀行及其他借貸人民幣2,012,848,000元（二零一七年：人民幣3,800,015,000元）。

鑒於該等情況，本公司董事已考慮本集團之未來流動資金及表現以及其可用融資來源，以評估本集團是否將具備足夠財務資源持續經營。

本公司董事已編製本集團涵蓋由報告期末起計十二個月期間的現金流量預測。考慮到可能出售番禺珠江鋼管將可為本集團提供額外資金，加上及本集團鋼管及相關產品之市場需求回升以及持續銷售本集團的房地產項目，董事認為本集團將具備足夠的營運資金以撥付其營運所需及履行其到期財務責任。因此，已按持續經營基準編製本集團的綜合財務報表。

然而，出售番禺珠江鋼管須滿足若干條件，該等條件中部分並非本集團所能控制，例如成功變更番禺珠江鋼管所擁有土地的土地用途。編製綜合財務報表所依據持續經營假設之有效性乃取決於成功出售番禺珠江鋼管及上述事件有利好的結果。

倘持續經營的假設並不恰當，則可能需要作出調整以反映資產可能須按並非目前於綜合財務狀況表入賬的金額變現的情況。此外，本集團可能須就任何可能產生之進一步負債作出撥備，及將非流動資產及非流動負債分別重新分類為流動資產及流動負債。該等調整之影響並無於綜合財務報表內反映。

NOTES TO FINANCIAL STATEMENTS

財務報表附註

31 December 2018 二零一八年十二月三十一日

2.2 CHANGES IN ACCOUNTING POLICIES AND DISCLOSURES

The Group has adopted the following new and revised standards for the first time for the current year's consolidated financial statements.

IFRS 9	<i>Financial Instruments</i>
IFRS 15	<i>Revenue from Contracts with Customers</i>
IFRIC 22	<i>Foreign Currency Transactions and Advance Consideration</i>
Amendments to IFRS 2	<i>Classification and Measurement of Share-based Payment Transactions</i>
Amendments to IFRS 4	<i>Applying IFRS 9 Financial Instruments with IFRS 4 Insurance Contracts</i>
Amendments to IFRS 15	<i>Clarifications to IFRS 15 Revenue from Contracts with Customers</i>
Amendments to IAS 40	<i>Transfers of Investment Property</i>
<i>Annual Improvements 2014-2016 Cycle</i>	Amendments to IFRS 1 and IAS 28

2.2 會計政策變動及披露

本集團已就本年度之綜合財務報表首次採納下列新訂及經修訂準則。

國際財務報告準則第9號	金融工具
國際財務報告準則第15號	來自客戶合約之收入
國際財務報告詮釋委員會詮釋第22號	外幣交易及墊付代價
國際財務報告準則第2號修訂本	以股份付款交易之分類及計量
國際財務報告準則第4號修訂本	應用國際財務報告準則第4號保險合約時一併應用國際財務報告準則第9號金融工具
國際財務報告準則第15號修訂本	澄清國際財務報告準則第15號來自客戶合約之收入
國際會計準則第40號修訂本	轉撥投資物業
二零一四年至二零一六年週期之年度改進	國際財務報告準則第1號及國際會計準則第28號修訂本

NOTES TO FINANCIAL STATEMENTS

財務報表附註

31 December 2018 二零一八年十二月三十一日

2.2 CHANGES IN ACCOUNTING POLICIES AND DISCLOSURES (continued)

Other than as explained below, the adoption of the above revised standards has had no significant financial effect on these financial statements.

- (a) IFRS 9 *Financial Instruments* replaces IAS 39 *Financial Instruments: Recognition and Measurement* for annual periods beginning on or after 1 January 2018, bringing together all three aspects of the accounting for financial instruments: classification and measurement, impairment and hedge accounting.

The adoption of hedge accounting requirements of IFRS 9 has had no impact on the Group's financial statements, as the Group did not have any hedging relationship. The Group has recognised the transition adjustments for classification and measurement and impairment against the applicable opening balances at 1 January 2018. Therefore, the comparative information was not restated and continues to be reported under IAS 39.

Classification and measurement

The following information sets out the impacts of adopting IFRS 9 on the statement of financial position, including the effect of replacing IAS 39's incurred credit loss calculations with IFRS 9's expected credit losses ("ECLs").

2.2 會計政策變動及披露(續)

除下文所述者外，採納上述經修訂準則並無對此等財務報表產生重大財務影響。

- (a) 於二零一八年一月一日或之後開始的年度期間，國際財務報告準則第9號金融工具取代國際會計準則第39號金融工具：確認及計量，綜合規定了金融工具會計處理的全部三個方面內容：分類及計量、減值及對沖會計處理。

由於本集團並無任何對沖關係，採納國際財務報告準則第9號的對沖會計規定對本集團的財務報表並無影響。本集團已於二零一八年一月一日的適用期初結餘內確認分類及計量以及減值的過渡調整。因此，比較資料未重列，並繼續根據國際會計準則第39號呈報。

分類及計量

以下資料列載採納國際財務報告準則第9號對財務狀況表的影響，包括以國際財務報告準則第9號的預期信貸虧損（「預期信貸虧損」）取代國際會計準則第39號的已發生信貸虧損計算的影響。

NOTES TO FINANCIAL STATEMENTS

財務報表附註

31 December 2018 二零一八年十二月三十一日

2.2 CHANGES IN ACCOUNTING POLICIES AND DISCLOSURES (continued)

(a) (continued)

Classification and measurement (continued)

A reconciliation between the carrying amounts under IAS 39 and the balances reported under IFRS 9 as at 1 January 2018 is as follows:

2.2 會計政策變動及披露 (續)

(a) (續)

分類及計量 (續)

於二零一八年一月一日，國際會計準則第39號下賬面值與根據國際財務報告準則第9號呈報的結餘間的對賬如下：

		Note 附註	IAS 39 Measurement 國際會計準則第39號計量		ECL 預期信貸虧損 RMB'000 人民幣千元	IFRS 9 Measurement 國際財務報告準則第9號計量	
			Category 類別	Amount 金額 RMB'000 人民幣千元		Re- classification 重新分類 RMB'000 人民幣千元	Amount 金額 RMB'000 人民幣千元
Financial assets	金融資產						
Available-for-sale investment	可供出售投資		AFS ¹	800	(800)	-	- N/A 不適用
To: Financial assets at fair value through profit or loss	至：按公平值計入損益的金融資產		(i)		(800)	-	
Financial assets at fair value through profit or loss	按公平值計入損益的金融資產		N/A 不適用		800	-	800 FVPL ²
From: Available-for-sale investment	自：可供出售投資		(i)		800	-	
Trade receivables	貿易應收賬款		L&R ³	335,591	-	-	335,591 AC ⁴
Bills receivable	應收票據		L&R	35,529	-	-	35,529 AC
Financial assets included in prepayments, other receivables and other assets	計入預付款項、其他應收款項及其他資產的金融資產		L&R	153,155	-	-	153,155 AC
Financial assets included in long term prepayments and deposits	計入長期預付款項及按金的金融資產		L&R	38,825	-	-	38,825 AC
Pledged and restricted bank balances	已抵押及受限制銀行結餘		L&R	252,292	-	-	252,292 AC
Time deposit	定期存款		L&R	413,717	-	-	413,717 AC
Cash and cash equivalents	現金及現金等價物		L&R	36,392	-	-	36,392 AC
Total assets	資產總值			1,266,301	-	-	1,266,301
Financial liabilities	金融負債						
Trade and bills payables	貿易應付賬款及應付票據		AC	670,349	-	-	670,349 AC
Financial liabilities included in other payables and accruals	計入其他應付款及應計費用的金融負債		AC	452,883	-	-	452,883 AC
Interest-bearing bank and other borrowings	計息銀行及其他借貸		AC	5,212,880	-	-	5,212,880 AC
Fixed rate bonds and notes	定息債券及票據		AC	608,418	-	-	608,418 AC
Total liabilities	負債總額			6,944,530	-	-	6,944,530

- ¹ AFS: Available-for-sale investments
² FVPL: Financial assets at fair value through profit or loss
³ L&R: Loans and receivables
⁴ AC: Financial assets or financial liabilities at amortised cost

- ¹ AFS: 可供出售投資
² FVPL: 按公平值計入損益的金融資產
³ L&R: 貸款及應收款項
⁴ AC: 按攤銷成本計量的金融資產或金融負債

NOTES TO FINANCIAL STATEMENTS

財務報表附註

31 December 2018 二零一八年十二月三十一日

2.2 CHANGES IN ACCOUNTING POLICIES AND DISCLOSURES (continued)

(a) (continued)

Classification and measurement (continued)

Notes:

- (i) The Group has classified its equity investment in an unlisted company previously classified as an available-for-sale investment as a financial asset at fair value through profit or loss upon adoption of IFRS 9 on 1 January 2018, as management planned to dispose of this investment during the year ended 31 December 2018 since the investment no longer coincided with the Group's investment strategy.

Impairment

The adoption of IFRS 9 has had no material impact on the impairment provisions of the Group's financial assets.

- (b) IFRS 15 and its amendments replace IAS 11 *Construction Contracts*, IAS 18 *Revenue* and related interpretations and it applies, with limited exceptions, to all revenue arising from contracts with customers. IFRS 15 establishes a new five-step model to account for revenue arising from contracts with customers. Under IFRS 15, revenue is recognised at an amount that reflects the consideration to which an entity expects to be entitled in exchange for transferring goods or services to a customer. The principles in IFRS 15 provide a more structured approach for measuring and recognising revenue. The standard also introduces extensive qualitative and quantitative disclosure requirements, including disaggregation of total revenue, information about performance obligations, changes in contract asset and liability account balances between periods and key judgements and estimates. The disclosures are included in notes 3 and 5 to the financial statements. As a result of the application of IFRS 15, the Group has changed the accounting policy with respect to revenue recognition in note 2.4 to the financial statements.

2.2 會計政策變動及披露 (續)

(a) (續)

分類及計量 (續)

附註：

- (i) 於二零一八年一月一日採納國際財務報告準則第9號後，本集團已將其先前分類為可供出售投資的於一間非上市公司的股本投資分類為按公平值計入損益的金融資產，此乃由於該等投資已不再符合本集團的投資策略，故於截至二零一八年十二月三十一日止年度管理層計劃出售該等投資。

減值

採納國際財務報告準則第9號對本集團金融資產的減值撥備並無重大影響。

- (b) 國際財務報告準則第15號及其修訂本取代國際會計準則第11號*建造合約*、國際會計準則第18號*收益*及相關詮釋，並適用於（存在少數例外）所有客戶合約產生的收益。國際財務報告準則第15號確立了客戶合約收益會計處理的新五步驟模式。根據國際財務報告準則第15號，收益按反映實體就向客戶轉讓商品或服務預期有權取得的代價的金額確認。國際財務報告準則第15號的原則為收益的計量及確認提供了更具結構性的方法。該準則亦引入廣泛的定性及定量披露規定，包括分解總收益、履約義務相關資料、各期間之間的合約資產及負債賬目結餘變動以及主要判斷及估計。有關披露載於財務報表附註3及5。由於應用國際財務報告準則第15號，本集團已變更財務報表附註2.4所載關於收益確認的會計政策。

NOTES TO FINANCIAL STATEMENTS

財務報表附註

31 December 2018 二零一八年十二月三十一日

2.2 CHANGES IN ACCOUNTING POLICIES AND DISCLOSURES (continued)

(b) (continued)

The Group has adopted IFRS 15 using the modified retrospective method of adoption. Under this method, the standard can be applied either to all contracts at the date of initial application or only to contracts that are not completed at this date. The Group has elected to apply the standard to contracts that are not completed as at 1 January 2018.

The cumulative effect of the initial application of IFRS 15 was not significant on the opening balance of retained profits as at 1 January 2018. Besides, the comparative information was not restated and continues to be reported under IAS 11, IAS 18 and related interpretations.

Set out below are the amounts by which each financial statement line item was affected as at 1 January 2018 as a result of the adoption of IFRS 15:

			Increase/ (decrease) 增加／(減少) RMB'000 人民幣千元
		Notes 附註	
Assets	資產		
Properties under development	發展中物業	(ii)	45,870
Liabilities	負債		
Receipts in advance	預收款項	(i)	(920,087)
Contract liabilities	合約負債	(i) (ii)	965,957
			45,870
Equity	權益		-

Set out below are the amounts by which each financial statement line item was affected as at 31 December 2018 and for the year ended 31 December 2018 as a result of the adoption of IFRS 15. The adoption of IFRS 15 has had no impact on other comprehensive income or on the Group's operating, investing and financing cash flows.

2.2 會計政策變動及披露(續)

(b) (續)

本集團已使用經修訂的追溯採納方法採納國際財務報告準則第15號。根據該方法，該準則可應用於首次應用日期的所有合約或僅應用於在該日尚未完成的合約。本集團已選擇將該準則應用於在二零一八年一月一日尚未完成的合約。

首次應用國際財務報告準則第15號的累計影響對於二零一八年一月一日的期初保留溢利並無重大影響。此外，比較資料並無重列，並繼續根據國際會計準則第11號、國際會計準則第18號及相關詮釋呈報。

以下列載於二零一八年一月一日，各財務報表項目因採納國際財務報告準則第15號而受影響的金額：

以下列載於二零一八年十二月三十一日及於截至二零一八年十二月三十一日止年度，各財務報表項目因採納國際財務報告準則第15號而受影響的金額。採納國際財務報告準則第15號對其他全面收益以及本集團的經營、投資及融資現金流量並無影響。

NOTES TO FINANCIAL STATEMENTS

財務報表附註

31 December 2018 二零一八年十二月三十一日

2.2 CHANGES IN ACCOUNTING POLICIES AND DISCLOSURES (continued)

(b) (continued)

Consolidated statement of profit or loss as at 31 December 2018:

		Note 附註	Amounts prepared under 根據以下準則編製的金額		Increase 增加 RMB'000 人民幣千元
			IFRS 15 國際財務報告 準則第15號 RMB'000 人民幣千元	Previous IFRS 過往國際 財務報告準則 RMB'000 人民幣千元	
Revenue	收入	(ii)	1,620,456	1,602,227	18,229
Cost of sales	銷售成本	(ii)	(1,358,041)	(1,339,812)	(18,229)
			262,415	262,415	–

Consolidated statement of financial position as at 31 December 2018:

		Note 附註	Amounts prepared under 根據以下準則編製的金額		Increase/ (decrease) 增加/ (減少) RMB'000 人民幣千元
			IFRS 15 國際財務報告 準則第15號 RMB'000 人民幣千元	Previous IFRS 過往國際 財務報告準則 RMB'000 人民幣千元	
Properties under development	發展中物業	(ii)	1,691,699	1,674,370	17,329
Completed properties held for sale	落成待售物業	(ii)	749,869	723,556	26,313
Total assets	資產總值		2,441,568	2,397,926	43,642
Receipts in advance	預收款項	(i)	–	853,123	(853,123)
Contract liabilities	合約負債	(i) (ii)	896,765	–	896,765
Total liabilities	負債總額		896,765	853,123	43,642
Total equity	權益總額		1,544,803	1,544,803	–

2.2 會計政策變動及披露 (續)

(b) (續)

於二零一八年十二月三十一日的綜合損益表：

		Note 附註	Amounts prepared under 根據以下準則編製的金額		Increase 增加 RMB'000 人民幣千元
			IFRS 15 國際財務報告 準則第15號 RMB'000 人民幣千元	Previous IFRS 過往國際 財務報告準則 RMB'000 人民幣千元	
Revenue	收入	(ii)	1,620,456	1,602,227	18,229
Cost of sales	銷售成本	(ii)	(1,358,041)	(1,339,812)	(18,229)
			262,415	262,415	–

於二零一八年十二月三十一日的綜合財務狀況表：

		Note 附註	Amounts prepared under 根據以下準則編製的金額		Increase/ (decrease) 增加/ (減少) RMB'000 人民幣千元
			IFRS 15 國際財務報告 準則第15號 RMB'000 人民幣千元	Previous IFRS 過往國際 財務報告準則 RMB'000 人民幣千元	
Properties under development	發展中物業	(ii)	1,691,699	1,674,370	17,329
Completed properties held for sale	落成待售物業	(ii)	749,869	723,556	26,313
Total assets	資產總值		2,441,568	2,397,926	43,642
Receipts in advance	預收款項	(i)	–	853,123	(853,123)
Contract liabilities	合約負債	(i) (ii)	896,765	–	896,765
Total liabilities	負債總額		896,765	853,123	43,642
Total equity	權益總額		1,544,803	1,544,803	–

NOTES TO FINANCIAL STATEMENTS

財務報表附註

31 December 2018 二零一八年十二月三十一日

2.2 CHANGES IN ACCOUNTING POLICIES AND DISCLOSURES (continued)

(b) (continued)

The nature of the adjustments as at 1 January 2018 and the reasons for the changes in the statement of financial position as at 31 December 2018 and the statement of profit or loss for the year ended 31 December 2018 are described below:

(i) *Consideration received from customers in advance*

Before the adoption of IFRS 15, the Group recognised consideration received from customers in advance as other payables. Under IFRS 15, the amount is classified as contract liabilities.

Therefore, upon adoption of IFRS 15, the Group reclassified RMB920,087,000 from receipt in advance recorded in other payables to contract liabilities as at 1 January 2018 in relation to the consideration received from customers in advance as at 1 January 2018.

As at 31 December 2018, under IFRS 15, RMB853,123,000 was reclassified from receipt in advance recorded in other payables to contract liabilities in relation to the consideration received from customers in advance for the sale of goods.

2.2 會計政策變動及披露(續)

(b) (續)

於二零一八年一月一日調整的性質及於二零一八年十二月三十一日財務狀況表以及截至二零一八年十二月三十一日止年度損益表變動的原因如下：

(i) 預收客戶代價

在採納國際財務報告準則第15號前，本集團將預收客戶代價確認為其他應付款項。根據國際財務報告準則第15號，該款項分類為合約負債。

因此，於採納國際財務報告準則第15號後，本集團就於二零一八年一月一日的預收客戶代價將人民幣920,087,000元自於其他應付款項入賬的預收款項重新分類至於二零一八年一月一日的合約負債。

於二零一八年十二月三十一日，根據國際財務報告準則第15號，本集團就商品銷售預收客戶代價將人民幣853,123,000元自於其他應付款項入賬的預收款項重新分類至合約負債。

NOTES TO FINANCIAL STATEMENTS

財務報表附註

31 December 2018 二零一八年十二月三十一日

2.2 CHANGES IN ACCOUNTING POLICIES AND DISCLOSURES (continued)

(b) (continued)

(ii) Significant financing component for sale of properties

In addition to the reclassification aforementioned, IFRS 15 requires the Group to recognise contract liabilities for the interest on the sales proceeds with a significant financing component based on the incremental borrowing cost of the relevant project company. The Group elected to apply the practical expedient and did not recognise the effects of a significant financing component with a customer where the period between the payment and delivery of properties is one year or less. As the financing component is related to the construction of properties, the interest is capitalised into properties under development.

Therefore, upon adoption of IFRS 15, the Group recognised RMB45,870,000 as interest capitalised into properties under development and contract liabilities as at 1 January 2018 in relation to the significant financial component for long-term advance from the sale of properties.

As at 31 December 2018, under IFRS 15, RMB17,329,000 was recognised as properties under development, while RMB44,542,000 as completed properties held for sale and RMB61,871,000 as contract liabilities, among which due to the sales recognition occurred in the current year, contract liabilities and completed properties held for sale derived from a financial component with the same amount of RMB18,229,000 were recognised as revenue and cost of sales.

2.2 會計政策變動及披露 (續)

(b) (續)

(ii) 物業銷售的重大融資部分

除上述重新分類外，國際財務報告準則第15號要求本集團根據相關項目公司的增額借貸成本就存在重大融資部分的銷售所得款項的利息確認合約負債。本集團選擇採取實際權宜方法，而並未就付款至物業交付間的期限不超過一年的情況確認與客戶間重大融資部分的影響。由於融資部分與建造物業相關，故利息於開發中物業進行資本化。

因此，採納國際財務報告準則第15號後，於二零一八年一月一日，本集團就物業銷售長期預付款項的重大融資部分確認發展中物業資本化利息及合約負債人民幣45,870,000元。

於二零一八年十二月三十一日，根據國際財務報告準則第15號，人民幣17,329,000元確認為發展中物業，人民幣44,542,000元確認為落成待售物業及人民幣61,871,000元確認為合約負債，其中由於本年度發生的銷售確認，融資部分產生的金額均為人民幣18,229,000元的合約負債及落成待售物業已確認為收益及銷售成本。

NOTES TO FINANCIAL STATEMENTS

財務報表附註

31 December 2018 二零一八年十二月三十一日

2.3 ISSUED BUT NOT YET EFFECTIVE INTERNATIONAL FINANCIAL REPORTING STANDARDS

The Group has not applied the following new and revised IFRSs, that have been issued but are not yet effective, in these financial statements.

IFRS 16	<i>Leases</i> ¹
IFRS 17	<i>Insurance Contracts</i> ³
IFRIC 23	<i>Uncertainty over Income Tax Treatments</i> ¹
Amendments to IFRS 3	<i>Definition of a Business</i> ²
Amendments to IFRS 9	<i>Prepayment Features with Negative Compensation</i> ¹
Amendments to IFRS 10 and IAS 28	<i>Sale or Contribution of Assets between an Investor and its Associate or Joint Venture</i> ⁴
Amendments to IAS 1 and IAS 8	<i>Definition of Material</i> ²
Amendments to IAS 19	<i>Plan Amendment, Curtailment or Settlement</i> ¹
Amendments to IAS 28	<i>Long-term Interests in Associates and Joint Ventures</i> ¹
<i>Annual Improvements 2015-2017 Cycle</i>	Amendments to IFRS 3, IFRS 11, IAS 12 and IAS 23 ¹

- ¹ Effective for annual periods beginning on or after 1 January 2019
- ² Effective for annual periods beginning on or after 1 January 2020
- ³ Effective for annual periods beginning on or after 1 January 2021
- ⁴ No mandatory effective date yet determined but available for adoption

2.3 已頒佈但尚未生效之國際財務報告準則

於此等財務報表中，本集團並無應用以下已頒佈但尚未生效之新訂及經修訂國際財務報告準則。

國際財務報告準則第16號	<i>租賃</i> ¹
國際財務報告準則第17號	<i>保險合約</i> ³
國際財務報告詮釋委員會第23號	<i>所得稅處理之不確定性</i> ¹
國際財務報告準則第3號修訂本	<i>業務之定義</i> ²
國際財務報告準則第9號修訂本	<i>具有負補償之提前償付特徵</i> ¹
國際財務報告準則第10號及國際會計準則第28號之修訂本	<i>於投資者與其聯營公司或合營企業之間出售或注入資產</i> ⁴
國際會計準則第1號及國際會計準則第8號修訂本	<i>重大性之定義</i> ²
國際會計準則第19號修訂本	<i>計劃修訂、縮減或結清</i> ¹
國際會計準則第28號修訂本	<i>於聯營公司及合營公司之長期權益</i> ¹
二零一五年至二零一七年週期之年度改進	國際財務報告準則第3號、國際財務報告準則第11號、國際會計準則第12號及國際會計準則第23號修訂本 ¹

- ¹ 由二零一九年一月一日或之後開始之年度期間生效
- ² 由二零二零年一月一日或之後開始之年度期間生效
- ³ 由二零二一年一月一日或之後開始之年度期間生效
- ⁴ 尚未釐定強制生效日期惟可供採納

NOTES TO FINANCIAL STATEMENTS

財務報表附註

31 December 2018 二零一八年十二月三十一日

2.3 ISSUED BUT NOT YET EFFECTIVE INTERNATIONAL FINANCIAL REPORTING STANDARDS (continued)

Further information about those IFRSs that are expected to be applicable to the Group is described below:

Amendments to IFRS 3 clarify and provide additional guidance on the definition of a business. The amendments clarify that for an integrated set of activities and assets to be considered a business, it must include, at a minimum, an input and a substantive process that together significantly contribute to the ability to create output. A business can exist without including all of the inputs and processes needed to create outputs. The amendments remove the assessment of whether market participants are capable of acquiring the business and continue to produce outputs. Instead, the focus is on whether acquired inputs and acquired substantive processes together significantly contribute to the ability to create outputs. The amendments have also narrowed the definition of outputs to focus on goods or services provided to customers, investment income or other income from ordinary activities. Furthermore, the amendments provide guidance to assess whether an acquired process is substantive and introduce an optional fair value concentration test to permit a simplified assessment of whether an acquired set of activities and assets is not a business. The Group expects to adopt the amendments prospectively from 1 January 2020.

2.3 已頒佈但尚未生效之國際財務報告準則 (續)

預計本集團適用的國際財務報告準則的其他資料詳述如下：

國際財務報告準則第3號修訂本闡明業務之定義並提供額外指引。修訂闡明就被視為一項業務之一系列綜合活動及資產而言，其需至少包括可對實質性產出能力有重大貢獻的投入及實質性進程。一項業務可以在並無包括所有創造產出所需之投入及進程情況下存在。修訂移除原有對市場參與者是否有能力收購業務並持續產出之能力之評估要求。相反，致力於獲得投入及獲得實質性進程是否對產出能力有重大貢獻。修訂亦已縮小產出之定義，注重向客戶提供之產品或服務、投資收入或來自日常活動之其他收入。此外，修訂提供指引以評估獲得進程是否具有實質性並引入一項可選公平值集中測試以允許簡化評估所收購之一系列活動及資產並非為一項業務。本集團預計自二零二零年一月一日起未來期間應用該等修訂本。

2.3 ISSUED BUT NOT YET EFFECTIVE INTERNATIONAL FINANCIAL REPORTING STANDARDS (continued)

IFRS 16, replaces IAS 17 *Leases*, IFRIC 4 *Determining whether an Arrangement contains a Lease*, SIC 15 *Operating Leases – Incentives* and SIC 27 *Evaluating the Substance of Transactions Involving the Legal Form of a Lease*. The standard sets out the principles for the recognition, measurement, presentation and disclosure of leases and requires lessees to recognise assets and liabilities for most leases. The standard includes two elective recognition exemptions for lessees – leases of low-value assets and short-term leases. At the commencement date of a lease, a lessee will recognise a liability to make lease payments (i.e., the lease liability) and an asset representing the right to use the underlying asset during the lease term (i.e., the right-of-use asset). The right-of-use asset is subsequently measured at cost less accumulated depreciation and any impairment losses unless the right-of-use asset meets the definition of investment property in IAS 40, or relates to a class of property, plant and equipment to which the revaluation model is applied. The lease liability is subsequently increased to reflect the interest on the lease liability and reduced for the lease payments. Lessees will be required to separately recognise the interest expense on the lease liability and the depreciation expense on the right-of-use asset. Lessees will also be required to remeasure the lease liability upon the occurrence of certain events, such as change in the lease term and change in future lease payments resulting from a change in an index or rate used to determine those payments. Lessees will generally recognise the amount of the remeasurement of the lease liability as an adjustment to the right-of-use asset. Lessor accounting under IFRS 16 is substantially unchanged from the accounting under IAS 17.

2.3 已頒佈但尚未生效之國際財務報告準則 (續)

國際財務報告準則第16號取代國際會計準則第17號租賃、國際財務報告詮釋委員會第4號釐定安排是否包括租賃、常務詮釋委員會第15號經營租賃－優惠及常務詮釋委員會第27號評估涉及租賃法律形式交易的內容。該準則載列確認、計量、呈列及披露租賃的原則，並要求承租人就大多數租賃確認資產及負債。該準則包括給予承租人兩項選擇性租賃確認豁免－低價值資產租賃及短期租賃。於租賃開始日期，承租人將確認於租賃期作出租賃付款為負債（即租賃負債）及代表可使用相關資產的權利為資產（即使用權資產）。除非使用權資產符合國際會計準則第40號投資物業的定義，或與就物業、廠房及設備類別應用之重估模型相關，否則使用權資產其後按成本減累計折舊及任何減值虧損計量。租賃負債其後會就反映租賃負債利息而增加及因租賃付款而減少。承租人將須分別確認租賃負債的利息開支及使用權資產的折舊開支。承租人將亦須於若干事件發生時重新計量租賃負債，例如由於租賃期變更或用於釐定該等付款的一項指數或比率變更而引致未來租賃付款變更。承租人一般將重新計量租賃負債的數額確認為使用權資產的調整。國際財務報告準則第16號大致沿用國際會計準則第17號內出租人的會計處理方式。

NOTES TO FINANCIAL STATEMENTS

財務報表附註

31 December 2018 二零一八年十二月三十一日

2.3 ISSUED BUT NOT YET EFFECTIVE INTERNATIONAL FINANCIAL REPORTING STANDARDS (continued)

Lessors will continue to classify all leases using the same classification principle as in IAS 17 and distinguish between operating leases and finance leases. IFRS 16 requires lessees and lessors to make more extensive disclosures than under IAS 17. Lessees can choose to apply the standard using either a full retrospective or a modified retrospective approach.

The Group will adopt IFRS 16 from 1 January 2019. The Group plans to adopt the transitional provisions in IFRS 16 to recognise the cumulative effect of initial adoption as an adjustment to the opening balance of retained profits at 1 January 2019 and will not restate the comparatives. In addition, the Group plans to apply the new requirements to contracts that were previously identified as leases applying IAS 17 and measure the lease liability at the present value of the remaining lease payments, discounted using the Group's incremental borrowing rate at the date of initial application. The right-of-use asset will be measured at the amount of the lease liability, adjusted by the amount of any prepaid or accrued lease payments relating to the lease recognised in the statement of financial position immediately before the date of initial application. The Group plans to use the exemptions allowed by the standard on lease contracts whose lease terms end within 12 months as of the date of initial application. During 2018, the Group has performed a detailed assessment on the impact of adoption of IFRS 16. The Group has estimated that the adoption of IFRS 16 does not have significant impact on the Group's financial statements.

2.3 已頒佈但尚未生效之國際財務報告準則 (續)

出租人將繼續使用與國際會計準則第17號相同的分類原則對所有租賃進行分類，並將之分為經營租賃及融資租賃。國際財務報告準則第16號要求承租人及出租人作出較國際會計準則第17號更廣泛之披露。承租人可選擇採用全面追溯法或經修訂追溯法應用準則。

本集團將於二零一九年一月一日起採納國際財務報告準則第16號。本集團計劃採納國際財務報告準則第16號之過渡性條文，將首次採納的累計影響確認為對於二零一九年一月一日的保留溢利年初結餘的調整，而不重列比較資料。此外，本集團計劃將新要求應用於先前根據國際會計準則第17號確定為租賃的合約，並按剩餘租賃付款的現值計量租賃負債，並使用本集團於首次採納日期的增量借貸利率進行折現。使用權資產將按租賃負債金額計量，並就緊接首次應用日期前在財務狀況表中確認的與租賃相關的任何預付或應計租賃付款金額進行調整。本集團計劃對租期於截至首次採納日期起計12個月內終止的租賃合約採用該準則允許的豁免。於二零一八年，本集團已就採納國際財務報告準則第16號的影響進行詳細評估。本集團估計採納國際財務報告準則第16號對本集團的財務報表並無重大影響。

NOTES TO FINANCIAL STATEMENTS

財務報表附註

31 December 2018 二零一八年十二月三十一日

2.3 ISSUED BUT NOT YET EFFECTIVE INTERNATIONAL FINANCIAL REPORTING STANDARDS (continued)

IFRIC 23 addresses the accounting for income taxes (current and deferred) when tax treatments involve uncertainty that affects the application of IAS 12 (often referred to as “uncertain tax positions”). The interpretation does not apply to taxes or levies outside the scope of IAS 12, nor does it specifically include requirements relating to interest and penalties associated with uncertain tax treatments. The interpretation specifically addresses (i) whether an entity considers uncertain tax treatments separately; (ii) the assumptions an entity makes about the examination of tax treatments by taxation authorities; (iii) how an entity determines taxable profits or tax losses, tax bases, unused tax losses, unused tax credits and tax rates; and (iv) how an entity considers changes in facts and circumstances. The interpretation is to be applied retrospectively, either fully retrospectively without the use of hindsight or retrospectively with the cumulative effect of application as an adjustment to the opening equity at the date of initial application, without the restatement of comparative information. The Group expects to adopt the interpretation from 1 January 2019. The interpretation is not expected to have any significant impact on the Group’s financial statements.

2.3 已頒佈但尚未生效之國際財務報告準則 (續)

國際財務報告詮釋委員會第23號旨在解決於稅項處理涉及會影響應用國際會計準則第12號的不確定性(通常稱之為「不確定稅務狀況」)的情況下所得稅(即期及遞延)入賬的問題。該詮釋不適用於國際會計準則第12號範圍外的稅項或徵稅,且尤其不包括不確定稅項處理相關的利息及處罰相關規定。該詮釋特別針對以下各項:(i)實體是否單獨考慮不確定稅項的處理;(ii)實體對稅務機關的稅項處理檢查所作的假設;(iii)實體如何釐定應課稅溢利或稅項虧損、稅基、未動用稅項虧損、未動用稅收抵免及稅率;及(iv)實體考慮事實及環境變化的方式。該詮釋將按追溯基準應用,可進行全面追溯而毋須採用事後確認,或應用的累計影響作為於首次應用日期對期初權益的調整而毋須重列比較資料。本集團預期自二零一九年一月一日起採納該詮釋。該詮釋預期不會對本集團的財務報表產生任何重大影響。

NOTES TO FINANCIAL STATEMENTS

財務報表附註

31 December 2018 二零一八年十二月三十一日

2.4 SUMMARY OF SIGNIFICANT ACCOUNTING POLICIES

Investment in a joint venture

A joint venture is a type of joint arrangement whereby the parties that have joint control of the arrangement have rights to the net assets of the joint venture. Joint control is the contractually agreed sharing of control of an arrangement, which exists only when decisions about the relevant activities require the unanimous consent of the parties sharing control.

The Group's investment in a joint venture is stated in the consolidated statement of financial position at the Group's share of net assets under the equity method of accounting, less any impairment losses.

The Group's share of the post-acquisition results and other comprehensive income of a joint venture is included in the consolidated statement of profit or loss and consolidated statement of comprehensive income, respectively. In addition, when there has been a change recognised directly in the equity of the joint venture, the Group recognises its share of any changes, when applicable, in the consolidated statement of changes in equity. Unrealised gains and losses resulting from transactions between the Group and its joint venture are eliminated to the extent of the Group's investment in the joint venture, except where unrealised losses provide evidence of an impairment of the assets transferred. Goodwill arising from the acquisition of the joint venture is included as part of the Group's investment in a joint venture.

If an investment in a joint venture becomes an investment in an associate or vice versa, the retained interest is not remeasured. Instead, the investment continues to be accounted for under the equity method. In all other cases, upon loss of significant influence over the associate or joint control over the joint venture, the Group measures and recognises any retained investment at its fair value. Any difference between the carrying amount of the associate or joint venture upon loss of significant influence or joint control and the fair value of the retained investment and proceeds from disposal is recognised in profit or loss.

When an investment in a joint venture is classified as held for sale, it is accounted for in accordance with IFRS 5 *Non-current Assets Held for Sale and Discontinued Operations*.

2.4 主要會計政策概要

於合營公司之投資

合營公司為一項合營安排，據此，擁有安排共同控制權的人士均有權享有合營公司的資產淨值。共同控制為合約協定應佔安排控制權，其僅在相關活動決策必須獲應佔控制權的人士一致同意方存在。

本集團於合營公司之投資乃根據權益會計法計算本集團所佔資產淨值減去任何減值虧損後在綜合財務狀況表上列賬。

本集團所佔合營公司的收購後業績及其他全面收益，分別計入綜合損益表及綜合全面收益表內。此外，倘合營公司權益項內直接確認一項變動，本集團於綜合權益變動表內確認任何有關變動的所佔部分（如適用）。本集團與其合營公司進行交易所產生的未變現盈虧乃按本集團於合營公司投資之相關部分作抵銷，惟未變現虧損證明已轉讓資產出現減值情況則除外。收購合營公司產生之商譽納入作為本集團對合營公司之部分投資。

倘若於合營公司之投資變成於聯營公司之投資（反之亦然），則保留權益不予以重新計量。相反，該投資繼續按權益法計算入賬。在其他所有情況下，於失去對聯營公司的重大影響力或對合營公司共同控制的情況下，本集團按其公平值計量及確認其任何剩餘投資。聯營公司或合營公司於失去重大影響力或共同控制時的賬面值與剩餘投資及出售所得款項的公平值之間的任何差額乃於損益內確認。

倘於合營公司之投資分類為持作銷售，則其根據國際財務報告準則第5號持作銷售之非流動資產及已終止經營業務入賬。

NOTES TO FINANCIAL STATEMENTS

財務報表附註

31 December 2018 二零一八年十二月三十一日

2.4 SUMMARY OF SIGNIFICANT ACCOUNTING

POLICIES (continued)

Business combinations and goodwill

Business combinations are accounted for using the acquisition method. The consideration transferred is measured at the acquisition date fair value which is the sum of the acquisition date fair values of assets transferred by the Group, liabilities assumed by the Group to the former owners of the acquiree and the equity interests issued by the Group in exchange for control of the acquiree. For each business combination, the Group elects whether to measure the non-controlling interests in the acquiree that are present ownership interests and entitle their holders to a proportionate share of net assets in the event of liquidation either at fair value or at the proportionate share of the acquiree's identifiable net assets. All other components of non-controlling interests are measured at fair value. Acquisition-related costs are expensed as incurred.

When the Group acquires a business, it assesses the financial assets and liabilities assumed for appropriate classification and designation in accordance with the contractual terms, economic circumstances and pertinent conditions as at the acquisition date. This includes the separation of embedded derivatives in host contracts of the acquiree.

If the business combination is achieved in stages, the previously held equity interest is remeasured at its acquisition date fair value and any resulting gain or loss is recognised in profit or loss.

Any contingent consideration to be transferred by the acquirer is recognised at fair value at the acquisition date. Contingent consideration classified as an asset or liability is measured at fair value with changes in fair value recognised in profit or loss. Contingent consideration that is classified as equity is not remeasured and subsequent settlement is accounted for within equity.

2.4 主要會計政策概要(續)

業務合併及商譽

業務合併採用收購法入賬。轉讓之代價乃以收購日期之公平值計算，該公平值為本集團轉讓之資產、本集團向被收購方之前度擁有人承擔之負債，及本集團就換取被收購方控制權所發行股本權益於收購日期之公平值總額。於各業務合併中，本集團選擇是否以公平值或被收購方可識別資產淨值的應佔比例，計算於被收購方的非控股權益（為現時所有權權益並賦予擁有人權利於清盤時按比例分佔實體的資產淨值）。非控股權益之一切其他部分乃按公平值計量。收購相關成本於產生時支銷。

當本集團收購一項業務時，會根據合約條款、於收購日期之經濟環境及相關條件，評估將承接之金融資產及負債，以作出適合之分類及指定，其中包括將被收購方主合約中之嵌入式衍生工具進行分離。

倘業務合併分階段進行，先前所持股本權益按其收購日期之公平值重新計量，及任何因此所得盈虧於損益確認。

收購方將予轉讓之任何或然代價將於收購日期按公平值確認。分類為一項資產或負債的或然代價按公平值計量，公平值變動於損益確認。分類為權益的或然代價將不予重新計量及其後結算於權益中入賬。

NOTES TO FINANCIAL STATEMENTS

財務報表附註

31 December 2018 二零一八年十二月三十一日

2.4 SUMMARY OF SIGNIFICANT ACCOUNTING

POLICIES (continued)

Business combinations and goodwill (continued)

Goodwill is initially measured at cost, being the excess of the aggregate of the consideration transferred, the amount recognised for non-controlling interests and any fair value of the Group's previously held equity interests in the acquiree over the identifiable net assets acquired and liabilities assumed. If the sum of this consideration and other items is lower than the fair value of the net assets acquired, the difference is, after reassessment, recognised in profit or loss as a gain on bargain purchase.

After initial recognition, goodwill is measured at cost less any accumulated impairment losses. Goodwill is tested for impairment annually or more frequently if events or changes in circumstances indicate that the carrying value may be impaired. The Group performs its annual impairment test of goodwill as at 31 December. For the purpose of impairment testing, goodwill acquired in a business combination is, from the acquisition date, allocated to each of the Group's cash-generating units, or groups of cash-generating units, that are expected to benefit from the synergies of the combination, irrespective of whether other assets or liabilities of the Group are assigned to those units or groups of units.

Impairment is determined by assessing the recoverable amount of the cash-generating unit (group of cash-generating units) to which the goodwill relates. Where the recoverable amount of the cash-generating unit (group of cash-generating units) is less than the carrying amount, an impairment loss is recognised. An impairment loss recognised for goodwill is not reversed in a subsequent period.

Where goodwill has been allocated to a cash-generating unit (or group of cash-generating units) and part of the operation within that unit is disposed of, the goodwill associated with the operation disposed of is included in the carrying amount of the operation when determining the gain or loss on the disposal. Goodwill disposed of in these circumstances is measured based on the relative value of the operation disposed of and the portion of the cash-generating unit retained.

2.4 主要會計政策概要 (續)

業務合併及商譽 (續)

商譽初步按成本計算，即已轉讓總代價、已就非控制權益確認的數額及本集團先前持有被收購方股本權益之任何公平值總額，超逾所收購可識別資產淨值及所承擔負債之差額。如有關代價及其他項目總額低於所收購資產淨值的公平值，於重新評估後其差額將於損益內確認為議價收購收益。

於初始確認後，商譽按成本減任何累計減值虧損計量。每年對商譽的賬面值有否出現減值進行測試，或如出現任何事件或情況轉變而顯示賬面值可能出現減值，則更頻密地進行測試。本集團於十二月三十一日對商譽進行年度減值測試。就減值測試而言，在業務合併所收購的商譽自收購當日起分配至本集團預期會受惠於合併的協同效益的各個現金產生單位或各組現金產生單位，而不論本集團其他資產或負債有否指定撥往該等單位或單位組別。

減值數額通過評估商譽所屬的現金產生單位（或現金產生單位組別）的可收回金額而釐定。倘若現金產生單位（或現金產生單位組別）的可收回金額低於賬面值，則確認減值虧損。已確認的商譽減值虧損不會於其後期間撥回。

倘若商譽分配至現金產生單位（或現金產生單位組別）及出售單位內業務的一部分，則於釐定出售時的盈虧時，有關所出售業務的商譽將計入業務的賬面值。在此情況下出售的商譽根據所出售業務的相關價值及所保留的現金產生單位部分而計算。

NOTES TO FINANCIAL STATEMENTS

財務報表附註

31 December 2018 二零一八年十二月三十一日

2.4 SUMMARY OF SIGNIFICANT ACCOUNTING

POLICIES (continued)

Fair value measurement

The Group measures its investment properties at fair value at the end of each reporting period. Fair value is the price that would be received to sell an asset or paid to transfer a liability in an orderly transaction between market participants at the measurement date. The fair value measurement is based on the presumption that the transaction to sell the asset or transfer the liability takes place either in the principal market for the asset or liability, or in the absence of a principal market, in the most advantageous market for the asset or liability. The principal or the most advantageous market must be accessible by the Group. The fair value of an asset or a liability is measured using the assumptions that market participants would use when pricing the asset or liability, assuming that market participants act in their economic best interest.

A fair value measurement of a non-financial asset takes into account a market participant's ability to generate economic benefits by using the asset in its highest and best use or by selling it to another market participant that would use the asset in its highest and best use.

The Group uses valuation techniques that are appropriate in the circumstances and for which sufficient data are available to measure fair value, maximising the use of relevant observable inputs and minimising the use of unobservable inputs.

All assets and liabilities for which fair value is measured or disclosed in the financial statements are categorised within the fair value hierarchy, described as follows, based on the lowest level input that is significant to the fair value measurement as a whole:

- Level 1 – based on quoted prices (unadjusted) in active markets for identical assets or liabilities
- Level 2 – based on valuation techniques for which the lowest level input that is significant to the fair value measurement is observable, either directly or indirectly
- Level 3 – based on valuation techniques for which the lowest level input that is significant to the fair value measurement is unobservable

2.4 主要會計政策概要(續)

公平值計量

本集團於各報告期末按公平值計量旗下投資物業。公平值乃在市場參與者於計量日期進行之有序交易中出售資產所收取或轉移負債所支付之價格。公平值計量乃基於假設出售資產或轉移負債的交易於資產或負債的主要市場或於未有主要市場的情況下，則於資產或負債的最有利市場進行。主要或最有利市場須為本集團能進入的市場。資產或負債的公平值乃基於市場參與者為資產或負債定價所用的假設計量（假設市場參與者依照彼等的最佳經濟利益行事）。

非金融資產之公平值計量已考慮市場參與者可從使用該資產得到之最高及最佳效用，或把該資產售予另一可從使用該資產得到最高及最佳效用之市場參與者所產生之經濟效益。

本集團使用適用於不同情況的估值方法，而其有足夠資料計量公平值，以盡量使用相關可觀察輸入數據及盡量減少使用不可觀察輸入數據。

公平值於財務報表計量或披露的所有資產及負債基於對公平值計量整體屬重要的最低輸入數據水平按如下所述在公平值層級中分類：

- 第一級 – 根據相同資產或負債於活躍市場中所報未調整價格
- 第二級 – 根據對公平值計量有重大影響之可直接或間接觀察最低輸入數據之估值方法
- 第三級 – 根據對公平值計量有重大影響之不可觀察最低輸入數據之估值方法

NOTES TO FINANCIAL STATEMENTS

財務報表附註

31 December 2018 二零一八年十二月三十一日

2.4 SUMMARY OF SIGNIFICANT ACCOUNTING

POLICIES (continued)

Fair value measurement (continued)

For assets and liabilities that are recognised in the financial statements on a recurring basis, the Group determines whether transfers have occurred between levels in the hierarchy by reassessing categorisation (based on the lowest level input that is significant to the fair value measurement as a whole) at the end of each reporting period.

Impairment of non-financial assets

Where an indication of impairment exists, or when annual impairment testing for an asset is required (other than inventories, financial assets, investment properties and goodwill), the asset's recoverable amount is estimated. An asset's recoverable amount is the higher of the asset's or cash-generating unit's value in use and its fair value less costs of disposal, and is determined for an individual asset, unless the asset does not generate cash inflows that are largely independent of those from other assets or groups of assets, in which case the recoverable amount is determined for the cash-generating unit to which the asset belongs.

An impairment loss is recognised only if the carrying amount of an asset exceeds its recoverable amount. In assessing value in use, the estimated future cash flows are discounted to their present value using a pre-tax discount rate that reflects current market assessments of the time value of money and the risks specific to the asset. An impairment loss is charged to the statement of profit or loss in the period in which it arises in those expense categories consistent with the function of the impaired asset.

2.4 主要會計政策概要(續)

公平值計量(續)

對於在本財務報表以經常性方式確認之資產及負債，本集團於各報告期末根據對於公平值計量整體有重大影響之最低輸入數據通過重估分類以確定各層級之間是否出現轉移。

非金融資產減值

倘有跡象顯示出現減值或須就資產進行年度減值測試(存貨、金融資產、投資物業及商譽除外)，則會估計資產之可收回金額。資產之可收回金額按資產或現金產生單位之使用價值及其公平值減出售成本(以較高者為準)計算，並就個別資產而釐定，除非有關資產不能在很大程度上獨立於其他資產或資產組別產生現金流入，在此情況下，可收回金額就資產所屬之現金產生單位而釐定。

僅當資產之賬面值高於其可收回金額時方會確認減值虧損。在評估使用價值時，估計之未來現金流量乃按稅前折現率折現至其現值，而稅前折現率乃反映現行市場就貨幣時間價值及資產特定風險之評估。減值虧損將自其產生期間於損益表與減值資產相應之開支類別中扣除。

NOTES TO FINANCIAL STATEMENTS

財務報表附註

31 December 2018 二零一八年十二月三十一日

2.4 SUMMARY OF SIGNIFICANT ACCOUNTING

POLICIES (continued)

Impairment of non-financial assets (continued)

An assessment is made at the end of each reporting period as to whether there is an indication that previously recognised impairment losses may no longer exist or may have decreased. If such an indication exists, the recoverable amount is estimated. A previously recognised impairment loss of an asset other than goodwill is reversed only if there has been a change in the estimates used to determine the recoverable amount of that asset, but not to an amount higher than the carrying amount that would have been determined (net of any depreciation/amortisation) had no impairment loss been recognised for the asset in prior years. A reversal of such an impairment loss is credited to the statement of profit or loss in the period in which it arises, unless the asset is carried at a revalued amount, in which case the reversal of the impairment loss is accounted for in accordance with the relevant accounting policy for that revalued asset.

Related parties

A party is considered to be related to the Group if:

- (a) the party is a person or a close member of that person's family and that person:
 - (i) has control or joint control over the Group;
 - (ii) has significant influence over the Group; or
 - (iii) is a member of the key management personnel of the Group or of a parent of the Group;

or

- (b) the party is an entity where any of the following conditions applies:
 - (i) the entity and the Group are members of the same group;
 - (ii) one entity is an associate or joint venture of the other entity (or of a parent, subsidiary or fellow subsidiary of the other entity);

2.4 主要會計政策概要 (續)

非金融資產減值 (續)

在各報告期末均會評估有否過往已確認之減值虧損可能不再存在或可能減少之跡象。倘出現該等跡象，則會估計可收回金額。僅當用以釐定資產可收回金額之估計出現變動時，方會將以往確認之商譽以外資產減值虧損撥回，但有關價值並不可高於在過往年度並無就該資產確認任何減值虧損的情況下該資產本來釐定之賬面值（扣除任何折舊／攤銷）。該等減值虧損撥回將於產生期間計入損益表中，惟按重估價值列賬之資產除外，在該情況下，減值虧損撥回乃根據該重估資產之有關會計政策入賬。

關連方

在下列情況下，有關人士將視為本集團的關連方：

- (a) 該方為符合下列情況的人士或該名人士的近親：
 - (i) 控制或共同控制本集團；
 - (ii) 對本集團有重大影響力；或
 - (iii) 為本集團或本集團母公司的主要管理層成員；

或

- (b) 該方為符合下列任何條件的實體：
 - (i) 該實體與本集團屬同一集團之成員公司；
 - (ii) 一間實體為另一實體的聯營公司或合營公司（或屬另一實體的母公司、附屬公司或同系附屬公司的聯營公司或合營公司）；

NOTES TO FINANCIAL STATEMENTS

財務報表附註

31 December 2018 二零一八年十二月三十一日

2.4 SUMMARY OF SIGNIFICANT ACCOUNTING

POLICIES (continued)

Related parties (continued)

(b) the party is an entity where any of the following conditions applies: (continued)

(iii) the entity and the Group are joint ventures of the same third party;

(iv) one entity is a joint venture of a third entity and the other entity is an associate of the third entity;

(v) the entity is a post-employment benefit plan for the benefit of employees of either the Group or an entity related to the Group;

(vi) the entity is controlled or jointly controlled by a person identified in (a);

(vii) a person identified in (a)(i) has significant influence over the entity or is a member of the key management personnel of the entity (or of a parent of the entity); and

(viii) the entity, or any member of a group of which it is a part, provides key management personnel services to the Group or to the parent of the Group.

Property, plant and equipment and depreciation

Property, plant and equipment, other than construction in progress, are stated at cost less accumulated depreciation and any impairment losses. The cost of an item of property, plant and equipment comprises its purchase price and any directly attributable costs of bringing the asset to its working condition and location for its intended use.

Expenditure incurred after items of property, plant and equipment have been put into operation, such as repairs and maintenance, is normally charged to the statement of profit or loss in the period in which it is incurred. In situations where the recognition criteria are satisfied, the expenditure for a major inspection is capitalised in the carrying amount of the asset as a replacement. Where significant parts of property, plant and equipment are required to be replaced at intervals, the Group recognises such parts as individual assets with specific useful lives and depreciates them accordingly.

2.4 主要會計政策概要(續)

關連方(續)

(b) 該方為符合下列任何條件的實體:(續)

(iii) 該實體及本集團均為同一第三方的合營公司;

(iv) 一間實體為第三方實體的合營公司,而另一實體為該第三方實體的聯營公司;

(v) 該實體為離職後福利計劃,該計劃的受益人為本集團或與本集團有關的實體的僱員;

(vi) 該實體由(a)項所述人士控制或共同控制;

(vii) 於(a)(i)項所述人士對該實體有重大影響力或屬該實體(或該實體的母公司)主要管理層成員;及

(viii) 該實體或其任何集團成員公司提供主要管理人員服務予本集團或本集團之母公司。

物業、廠房及設備及折舊

物業、廠房及設備(在建工程除外)按成本減累計折舊及任何減值虧損入賬。物業、廠房及設備項目的成本包括其購買價及任何使資產達致擬定用途運作狀況及地點而直接應計的成本。

物業、廠房及設備項目投入運作後產生的開支,例如維修保養開支,一般於產生期間自損益表中扣除。倘達到確認標準,則重大檢查的開支於該資產的賬面值資本化為重置資產。倘須定期替換大部分物業、廠房及設備,則本集團會將該等部分確認為有特定可使用年期及折舊的個別資產。

NOTES TO FINANCIAL STATEMENTS

財務報表附註

31 December 2018 二零一八年十二月三十一日

2.4 SUMMARY OF SIGNIFICANT ACCOUNTING POLICIES (continued)

Property, plant and equipment and depreciation (continued)

Depreciation is calculated on the straight-line basis to write off the cost of each item of property, plant and equipment to its residual value over its estimated useful life. The estimated useful lives and residual values used for this purpose are as follows:

Land and buildings

土地及樓宇

Plant and machinery

廠房及機器

Office and other equipment

辦公室及其他設備

Motor vehicles

汽車

Where parts of an item of property, plant and equipment have different useful lives, the cost of that item is allocated on a reasonable basis among the parts and each part is depreciated separately. Residual values, useful lives and the depreciation method are reviewed, and adjusted if appropriate, at least at each financial year end.

An item of property, plant and equipment including any significant part initially recognised is derecognised upon disposal or when no future economic benefits are expected from its use or disposal. Any gain or loss on disposal or retirement recognised in the statement of profit or loss in the year the asset is derecognised is the difference between the net sales proceeds and the carrying amount of the relevant asset.

Construction in progress represents buildings, plant and machinery under construction, which are stated at cost less any impairment losses, and are not depreciated. Cost comprises the direct costs of construction and capitalised borrowing costs on related borrowed funds during the period of construction. Construction in progress is reclassified to the appropriate category of property, plant and equipment when completed and ready for use.

2.4 主要會計政策概要(續)

物業、廠房及設備及折舊(續)

折舊按各物業、廠房及設備項目的估計可使用年期以直線法計算，以撇銷成本至其剩餘價值。就此而言，估計可使用年期及剩餘價值如下：

Estimated useful lives 估計可使用年期	Residual values 剩餘價值
5~50 years 5~50年	5%~10%
3~16 years 3~16年	1%~10%
3~16 years 3~16年	1%~10%
4~10 years 4~10年	5%~10%

當物業、廠房及設備項目的部分各有不同可使用年期，該項目的成本按合理基準在各部分中分配，而各部分個別折舊。剩餘價值、可使用年期及折舊方法至少在每個財政年度年結日進行檢討和調整(如適用)。

當出售初步確認的物業、廠房及設備項目包括任何重大部分，或預期使用或出售後不能帶來未來經濟利益時，則其將被終止確認。在終止確認該項資產的同一年度於損益表中確認的出售或報廢的任何盈虧，指有關資產出售所得款項淨額與其賬面值的差額。

在建工程指正在建設中的樓宇、廠房及機器，其按成本減任何減值虧損列賬，且不會折舊。成本包括建設期間的直接建設成本及有關借貸資金之資本化借貸成本。在建工程於工程完成後並備用時，將重新歸入適當類別的物業、廠房及設備。

NOTES TO FINANCIAL STATEMENTS

財務報表附註

31 December 2018 二零一八年十二月三十一日

2.4 SUMMARY OF SIGNIFICANT ACCOUNTING

POLICIES (continued)

Investment properties

Investment properties are interests in land and buildings (including the leasehold interest under an operating lease for a property which would otherwise meet the definition of an investment property) held to earn rental income and/or for capital appreciation, rather than for use in the production or supply of goods or services or for administrative purposes; or for sale in the ordinary course of business. Such properties are measured initially at cost, including transaction costs. Subsequent to initial recognition, investment properties are stated at fair value, which reflects market conditions at the end of the reporting period.

Gains or losses arising from changes in the fair values of investment properties are included in the statement of profit or loss in the year in which they arise.

Any gains or losses on the retirement or disposal of an investment property are recognised in the statement of profit or loss in the year of the retirement or disposal.

For a transfer from investment properties to owner-occupied properties or inventories, the deemed cost of a property for subsequent accounting is its fair value at the date of change in use. If a property occupied by the Group as an owner-occupied property becomes an investment property, the Group accounts for such property in accordance with the policy stated under "Property, plant and equipment and depreciation" up to the date of change in use, and any difference at that date between the carrying amount and the fair value of the property is accounted for as a revaluation in accordance with the policy stated under "Property, plant and equipment and depreciation" above. For a transfer from inventories to investment properties, any difference between the fair value of the property at that date and its previous carrying amount is recognised in the statement of profit or loss.

2.4 主要會計政策概要(續)

投資物業

投資物業指於土地及樓宇之權益(包括根據經營租賃持有之一項物業之租賃權益,其符合一項投資物業之定義),其持有以賺取租金收入及/或作資本增值,而非用作生產或供應商品或服務或作行政用途;或於一般日常業務作銷售。該等物業初步按成本計值,當中包括交易成本。隨初始確認後,於報告期末投資物業會以公平值入賬以反映市場狀況。

投資物業公平值變更所帶來之溢利或虧損於產生年度計入損益表內。

撤回或出售投資物業之任何溢利或虧損於撤回或出售之年度於損益表內確認。

至於當投資物業轉變為擁有物業或存貨,其後入賬方法是以物業於更改用途日之公平值作為其物業成本。如本集團擁有之物業轉變為投資物業,本集團對該物業入賬時須根據於先前「物業、廠房及設備及折舊」所述之政策於更改用途日入賬,而於當日有關該物業之賬面值及公平值之差額作為重估,須根據於先前「物業、廠房及設備及折舊」所述之政策入賬。就存貨轉撥至投資物業而言,物業於該日期之公平值與其先前賬面值之任何差額乃於損益表內確認。

NOTES TO FINANCIAL STATEMENTS

財務報表附註

31 December 2018 二零一八年十二月三十一日

2.4 SUMMARY OF SIGNIFICANT ACCOUNTING

POLICIES (continued)

Properties under development

Properties under development represent properties being developed for sale and are stated at the lower of cost and net realisable value. Cost comprises the prepaid land lease payments or cost of land together with any other direct costs attributable to the development of the properties and other related expenses capitalised during the development period. Net realisable value is determined by the directors based on the prevailing market prices on an individual property basis less estimated costs of completion and costs to be incurred in selling the property.

Properties under development are classified as current assets unless the construction period of the relevant property development project is expected to complete beyond the normal operating cycle. Once the development of these properties is completed, these properties are transferred to completed properties held for sale.

Revenue is only recognised upon completion of the development. Sales deposits/instalments received and receivable from purchasers in respect of the pre-sale of properties under development prior to the completion of the development are included in current liabilities.

If a property under development is intended to be redeveloped into an owner-managed property, it is transferred to construction in progress at the carrying amount.

Completed properties held for sale

Completed properties held for sale are stated at the lower of cost and net realisable value. Cost includes all development expenditure, applicable borrowing costs and other direct costs attributable to such properties. Cost is determined by an apportionment of the total costs of land and buildings attributable to unsold properties. Net realisable value is determined by the directors based on the prevailing market prices on an individual property basis less costs to be incurred in selling the property.

If an item of completed property held for sale becomes owner-managed, it is transferred to property, plant and equipment at the carrying amount.

2.4 主要會計政策概要(續)

發展中物業

發展中物業指為出售而發展之物業，並按成本及可變現淨值兩者之較低者列賬。成本包括預付地租或土地成本連同發展該等物業應佔之任何其他直接成本，以及在發展期間其他撥入資本之相關開支。可變現淨值乃由董事按個別物業之現行市價減完成估計成本及銷售該物業將產生之成本釐定。

發展中物業被分類為流動資產，除非有關物業發展項目於建設期間將超出正常經營週期竣工。該等物業在發展完成後即轉撥至落成待售物業。

收入須待發展完成後方予以確認。於發展項目落成前就預售發展中物業向買家已收及應收的銷售按金／分期付款，計入流動負債。

倘一項發展中物業擬重新開發成業主管理物業，則其將按賬面值轉撥至在建工程。

落成待售物業

落成待售物業按成本值與可變現淨值兩者之較低者列賬。成本包括所有發展開支、適用貸款成本及該等物業應佔之其他直接成本，根據未售出物業應佔土地及樓宇總成本之比例釐定。可變現淨值由董事按個別物業之現行市價減銷售該物業將產生之成本釐定。

倘一項落成待售物業為業主管理，則其將按賬面值轉撥至物業、廠房及設備。

NOTES TO FINANCIAL STATEMENTS

財務報表附註

31 December 2018 二零一八年十二月三十一日

2.4 SUMMARY OF SIGNIFICANT ACCOUNTING

POLICIES (continued)

Completed properties held for sale (continued)

For a transfer from an item of completed property held for sale to investment property that will be carried at fair value as its use has changed as evidenced by the commencement of an operating lease, any difference between the fair value of the property at that date and its previous carrying amount shall be recognised in the statement of profit or loss.

Leases

Leases that transfer substantially all the rewards and risks of ownership of assets to the Group, other than legal title, are accounted for as finance leases. At the inception of a finance lease, the cost of the leased asset is capitalised at the present value of the minimum lease payments and recorded together with the obligation, excluding the interest element, to reflect the purchase and financing. Assets held under capitalised finance leases, including prepaid land lease payments under finance leases, are included in property, plant and equipment, and depreciated over the shorter of the lease terms and the estimated useful lives of the assets. The finance costs of such leases are charged to the statement of profit or loss so as to provide a constant periodic rate of charge over the lease terms.

Assets acquired through hire purchase contracts of a financing nature are accounted for as finance leases, but are depreciated over their estimated useful lives.

Leases where substantially all the rewards and risks of ownership of assets remain with the lessor are accounted for as operating leases. Where the Group is the lessor, assets leased by the Group under operating leases are included in non-current assets, and rentals receivable under the operating leases are credited to the statement of profit or loss on the straight-line basis over the lease terms. Where the Group is the lessee, rentals payable under operating leases net of any incentives received from the lessor are charged to the statement of profit or loss on the straight-line basis over the lease terms.

2.4 主要會計政策概要(續)

落成待售物業(續)

倘一項落成待售物業項目因開始經營租賃而用途發生改變，其將轉撥至按公平值入賬之投資物業，該物業於轉撥當日之公平值與其先前賬面值之任何差額於損益表中確認。

租賃

轉讓本集團資產所有權絕大部分回報及風險(不包括合法業權)的租賃視為融資租賃入賬。訂立融資租賃時，租賃資產的成本會按最低租賃付款的現值(不包括利息部分)撥充資本，連同有關責任一併入賬，以反映相關購買及融資。根據撥作資本的融資租賃持有的資產(包括融資租賃之預付土地租賃付款)計入物業、廠房及設備，於租期及資產估計可用年期之較短的期間內折舊。該等租約的融資成本自損益表扣除，以計算租期內固定的定期收費比率。

透過具融資性質之租購合約收購之資產乃列作融資租賃，惟有關資產按其估計可使用年期予以折舊。

資產所有權的絕大部分回報及風險仍歸於出租人的租約作為經營租賃處理。倘本集團是出租人，由本集團以經營租賃出租之資產會包括在非流動資產內，而經營租賃之應收租金按租約年期以直線法列入損益表中。當本集團為承租人，經營租賃的應付租金在扣除出租人提供的任何獎勵後，於租賃期內以直線法自損益表中扣除。

NOTES TO FINANCIAL STATEMENTS

財務報表附註

31 December 2018 二零一八年十二月三十一日

2.4 SUMMARY OF SIGNIFICANT ACCOUNTING

POLICIES (continued)

Leases (continued)

Prepaid land lease payments represent the cost of land use rights paid to the PRC government authorities. Prepaid land lease payments under operating leases are initially stated at cost and subsequently recognised on the straight-line basis over the lease terms.

Investments and other financial assets (policies under IFRS 9 applicable from 1 January 2018)

Initial recognition and measurement

Financial assets are classified, at initial recognition, as subsequently measured at amortised cost, fair value through other comprehensive income, and fair value through profit or loss.

The classification of financial assets at initial recognition depends on the financial asset's contractual cash flow characteristics and the Group's business model for managing them. With the exception of trade receivables that do not contain a significant financing component or for which the Group has applied the practical expedient of not adjusting the effect of a significant financing component, the Group initially measures a financial asset at its fair value, plus in the case of a financial asset not at fair value through profit or loss, transaction costs. Trade receivables that do not contain a significant financing component or for which the Group has applied the practical expedient are measured at the transaction price determined under IFRS 15 in accordance with the policies set out for "Revenue recognition (applicable from 1 January 2018)" below.

In order for a financial asset to be classified and measured at amortised cost or fair value through other comprehensive income, it needs to give rise to cash flows that are solely payments of principal and interest ("SPPI") on the principal amount outstanding.

The Group's business model for managing financial assets refers to how it manages its financial assets in order to generate cash flows. The business model determines whether cash flows will result from collecting contractual cash flows, selling the financial assets, or both.

2.4 主要會計政策概要(續)

租賃(續)

預付土地租金指向中國政府機關支付的土地使用權成本。經營租賃預付土地租金初步按成本列賬，隨後於租賃期內以直線法確認。

投資及其他金融資產(自二零一八年一月一日起根據國際財務報告準則第9號適用之政策)

首次確認及計量

金融資產於初步確認時分類為其後按攤銷成本、按公平值計入其他全面收益及按公平值計入損益計量。

於初步確認時，金融資產分類取決於金融資產的合約現金流量特徵及本集團管理金融資產的業務模式。除並無重大融資成分或本集團已應用簡易實務處理方法不對重大融資成分的影響作出調整的貿易應收賬款外，本集團初步按公平值加上(倘金融資產並非按公平值計入損益)交易成本計量金融資產。並無重大融資成分或本集團已應用簡易實務處理方法的貿易應收賬款根據以下「收入確認(自二零一八年一月一日起適用)」所載之政策按國際財務報告準則第15號釐定的交易價格計量。

為使金融資產按攤銷成本或按公平值計入其他全面收益分類及計量，金融資產須產生純粹為未償還本金的本金及利息付款(「SPPI」)的現金流量。

本集團管理金融資產的業務模式指其管理其金融資產以產生現金流量的方式。業務模式決定現金流量是否通過收取合約現金流量、出售金融資產或兩者並行的方式產生。

NOTES TO FINANCIAL STATEMENTS

財務報表附註

31 December 2018 二零一八年十二月三十一日

2.4 SUMMARY OF SIGNIFICANT ACCOUNTING

POLICIES (continued)

Investments and other financial assets (policies under IFRS 9 applicable from 1 January 2018) (continued)

Initial recognition and measurement (continued)

All regular way purchases and sales of financial assets are recognised on the trade date, that is, the date that the Group commits to purchase or sell the asset. Regular way purchases or sales are purchases or sales of financial assets that require delivery of assets within the period generally established by regulation or convention in the marketplace.

Subsequent measurement

The subsequent measurement of financial assets depends on their classification as follows:

Financial assets at amortised cost (debt instruments)

The Group measures financial assets at amortised cost if both of the following conditions are met:

- The financial asset is held within a business model with the objective to hold financial assets in order to collect contractual cash flows.
- The contractual terms of the financial asset give rise on specified dates to cash flows that are solely payments of principal and interest on the principal amount outstanding.

Financial assets at amortised cost are subsequently measured using the effective interest method and are subject to impairment. Gains and losses are recognised in the statement of profit or loss when the asset is derecognised, modified or impaired.

2.4 主要會計政策概要(續)

投資及其他金融資產(自二零一八年一月一日起根據國際財務報告準則第9號適用之政策)(續)

首次確認及計量(續)

所有以常規方式買賣的金融資產均於交易日(即本集團承諾買賣該資產當日)予以確認。常規方式買賣指規定須於一般市場規例或慣例確立之期間內交付資產的金融資產買賣。

其後計量

金融資產之其後計量根據其分類如下:

按攤銷成本計量的金融資產(債務工具)

倘滿足以下兩個條件,本集團將按攤銷成本計量金融資產:

- 於旨在持有金融資產以收取合約現金流量的業務模式中持有的金融資產。
- 金融資產的合約條款於特定日期產生的現金流量純粹為支付本金及未償還本金的利息。

按攤銷成本計量的金融資產其後使用實際利率法計量,並可能受減值影響。當資產終止確認、修訂或減值時,收入及虧損於損益表中確認。

NOTES TO FINANCIAL STATEMENTS

財務報表附註

31 December 2018 二零一八年十二月三十一日

2.4 SUMMARY OF SIGNIFICANT ACCOUNTING

POLICIES (continued)

Investments and other financial assets (policies under IFRS 9 applicable from 1 January 2018) (continued)

Initial recognition and measurement (continued)

Financial assets at fair value through other comprehensive income (debt instruments)

The Group measures debt investments at fair value through other comprehensive income if both of the following conditions are met:

- The financial asset is held within a business model with the objective of both holding to collect contractual cash flows and selling.
- The contractual terms of the financial asset give rise on specified dates to cash flows that are solely payments of principal and interest on the principal amount outstanding.

For debt investments at fair value through other comprehensive income, interest income, foreign exchange revaluation and impairment losses or reversals are recognised in the statement of profit or loss and computed in the same manner as for financial assets measured at amortised cost. The remaining fair value changes are recognised in other comprehensive income. Upon derecognition, the cumulative fair value change recognised in other comprehensive income is recycled to the statement of profit or loss.

2.4 主要會計政策概要(續)

投資及其他金融資產(自二零一八年一月一日起根據國際財務報告準則第9號適用之政策)(續)

首次確認及計量(續)

按公平值計入其他全面收入的金融資產(債務工具)

倘滿足以下兩個條件，本集團將按公平值計入其他全面收入計量債務工具：

- 於旨在持有金融資產以收取合約現金流量及出售金融資產的業務模式中持有的金融資產。
- 金融資產的合約條款於特定日期產生的現金流量純粹為支付本金及未償還本金的利息。

就按公平值計入其他全面收入的債務投資而言，利息收入、外匯重估及減值虧損或撥回於損益表中確認，並按與按攤銷成本計量的金融資產相同的方式計量。其餘公平值變動於其他全面收入中確認。終止確認時，於其他全面收入中確認的累計公平值變動將重新計入損益。

NOTES TO FINANCIAL STATEMENTS

財務報表附註

31 December 2018 二零一八年十二月三十一日

2.4 SUMMARY OF SIGNIFICANT ACCOUNTING

POLICIES (continued)

Investments and other financial assets (policies under IFRS 9 applicable from 1 January 2018) (continued)

Initial recognition and measurement (continued)

Financial assets at fair value through profit or loss

Financial assets at fair value through profit or loss include financial assets held for trading, financial assets designated upon initial recognition at fair value through profit or loss, or financial assets mandatorily required to be measured at fair value. Financial assets are classified as held for trading if they are acquired for the purpose of selling or repurchasing in the near term. Derivatives, including separated embedded derivatives, are also classified as held for trading unless they are designated as effective hedging instruments. Financial assets with cash flows that are not solely payments of principal and interest are classified and measured at fair value through profit or loss, irrespective of the business model. Notwithstanding the criteria for debt instruments to be classified at amortised cost or at fair value through other comprehensive income, as described above, debt instruments may be designated at fair value through profit or loss on initial recognition if doing so eliminates, or significantly reduces, an accounting mismatch.

Financial assets at fair value through profit or loss are carried in the statement of financial position at fair value with net changes in fair value recognised in the statement of profit or loss.

2.4 主要會計政策概要(續)

投資及其他金融資產(自二零一八年一月一日起根據國際財務報告準則第9號適用之政策)(續)

首次確認及計量(續)

按公平值計入損益的金融資產

按公平值計入損益的金融資產包括持作買賣的金融資產、於初始確認時指定按公平值計入損益的金融資產、或強制要求按公平值計量的金融資產。倘為於近期出售或購回而收購金融資產，則該等金融資產分類為持作買賣。衍生工具(包括獨立嵌入式衍生工具)亦分類為持作買賣，惟該等衍生工具被指定為有效對沖工具則除外。現金流量並非純粹支付本金及利息的金融資產，不論其業務模式如何，均按公平值計入損益分類及計量。儘管如上文所述有關債務工具可按攤銷成本或按公平值計入其他全面收益分類之標準，但於初始確認時，倘能夠消除或顯著減少會計錯配，則債務工具可指定為按公平值計入損益。

按公平值計入損益的金融資產按公平值於財務狀況表列賬，而公平值變動淨額於損益表中確認。

NOTES TO FINANCIAL STATEMENTS

財務報表附註

31 December 2018 二零一八年十二月三十一日

2.4 SUMMARY OF SIGNIFICANT ACCOUNTING

POLICIES (continued)

Investments and other financial assets (policies under IFRS 9 applicable from 1 January 2018) (continued)

This category includes equity investments which the Group had not irrevocably elected to classify at fair value through other comprehensive income. Dividends on equity investments classified as financial assets at fair value through profit or loss are also recognised as other income in the statement of profit or loss when the right of payment has been established, it is probable that the economic benefits associated with the dividend will flow to the Group and the amount of the dividend can be measured reliably.

Investments and other financial assets (policies under IAS 39 applicable before 1 January 2018)

Initial recognition and measurement

Financial assets are classified, at initial recognition, as financial assets at fair value through profit or loss, loans and receivables, and available-for-sale financial investments. When financial assets are recognised initially, they are measured at fair value, plus transaction costs that are attributable to the acquisition of the financial assets, except in the case of financial assets recorded at fair value through profit or loss.

All regular way purchases and sales of financial assets are recognised on the trade date, that is, the date that the Group commits to purchase or sell the asset. Regular way purchases or sales are purchases or sales of financial assets that require delivery of assets within the period generally established by regulation or convention in the marketplace.

2.4 主要會計政策概要(續)

投資及其他金融資產(自二零一八年一月一日起根據國際財務報告準則第9號適用之政策)(續)

該類別包括本集團並無不可撤回地選擇分類為按公平值計入其他全面收入之股本投資。當確立支付權及與股息相關的經濟利益很可能流入本集團且股息金額能可靠計量時，分類為按公平值計入損益之金融資產的股本投資之股息於損益表中確認為其他收入。

投資及其他金融資產(於二零一八年一月一日前根據國際會計準則第39號適用之政策)首次確認及計量

金融資產於首次確認時分類為按公平值計入損益的金融資產、貸款及應收款項及可供出售金融投資。除歸類為按公平值計入損益的金融資產外，金融資產在初始確認時以公平值加收購金融資產應佔之交易成本計量。

所有以常規方式買賣的金融資產均於交易日(即本集團承諾買賣該資產當日)予以確認。常規方式買賣指規定須於一般市場規例或慣例確立之期間內交付資產的金融資產買賣。

NOTES TO FINANCIAL STATEMENTS

財務報表附註

31 December 2018 二零一八年十二月三十一日

2.4 SUMMARY OF SIGNIFICANT ACCOUNTING POLICIES (CONTINUED)

Investments and other financial assets (policies under IAS 39 applicable before 1 January 2018)

(Continued)

Subsequent measurement

The subsequent measurement of financial assets depends on their classification as follows:

Financial assets at fair value through profit or loss

Financial assets at fair value through profit or loss include financial assets held for trading and financial assets designated upon initial recognition as at fair value through profit or loss. Financial assets are classified as held for trading if they are acquired for the purpose of sale in the near term.

Financial assets at fair value through profit or loss are carried in the statement of financial position at fair value with positive net changes in fair value presented as other income and gains and negative net changes in fair value presented as finance costs in the statement of profit or loss. These net fair value changes do not include any dividends or interest earned on these financial assets, which are recognised in accordance with the policies set out for "Revenue recognition (applicable before 1 January 2018)" below.

Financial assets designated upon initial recognition as at fair value through profit or loss are designated at the date of initial recognition and only if the criteria in IAS 39 are satisfied.

2.4 主要會計政策概要 (續)

投資及其他金融資產 (於二零一八年一月一
日前根據國際會計準則第39號適用之政策)

(續)

其後計量

金融資產之其後計量根據其分類如下：

按公平值計入損益的金融資產

按公平值計入損益的金融資產包括持作買賣的金融資產和在初始確定時被指定為按公平值計入損益的金融資產。以短期賣出為目的而購買的金融資產被分類為持作買賣的金融資產。

按公平值計入損益的金融資產在財務狀況表中以公平值列示，其公平值淨變動在損益表已實現及未實現的投資淨收入中列示。在損益表中確認的公平值變動淨額並不包含任何該等金融資產的股息或賺取的利息，相關款項根據下文會計政策「收入確認 (於二零一八年一月一日前適用)」進行確認。

於初始確認時指定為按公平值計入損益之金融資產僅當滿足國際會計準則第39號之條件時方於初始確認時指定。

NOTES TO FINANCIAL STATEMENTS

財務報表附註

31 December 2018 二零一八年十二月三十一日

2.4 SUMMARY OF SIGNIFICANT ACCOUNTING POLICIES (CONTINUED)

Investments and other financial assets (policies under IAS 39 applicable before 1 January 2018)

(Continued)

Financial assets at fair value through profit or loss (Continued)

Loans and receivables

Loans and receivables are non-derivative financial assets with fixed or determinable payments that are not quoted in an active market. After initial measurement, such assets are subsequently measured at amortised cost using the effective interest rate method less any allowance for impairment. Amortised cost is calculated by taking into account any discount or premium on acquisition and includes fees or costs that are an integral part of the effective interest rate. The effective interest rate amortisation is included in other income and gains in the statement of profit or loss. The loss arising from impairment is recognised in the statement of profit or loss in finance costs for loans and in other expenses for receivables.

Available-for-sale financial investments

Available-for-sale financial investments are non-derivative financial assets in listed and unlisted equity investments and debt securities. Equity investments classified as available for sale are those which are neither classified as held for trading nor designated as at fair value through profit or loss. Debt securities in this category are those which are intended to be held for an indefinite period of time and which may be sold in response to needs for liquidity or in response to changes in market conditions.

2.4 主要會計政策概要 (續)

投資及其他金融資產 (於二零一八年一月一 日前根據國際會計準則第39號適用之政策)

(續)

按公平值計入損益的金融資產 (續)

貸款及應收款項

貸款及應收款項為有固定或可釐定付款且在活躍市場上並無報價的非衍生金融資產。於首次確認後，該等資產其後以實際利率法扣除任何減值撥備按已攤銷成本計量。計算已攤銷成本時會考慮收購所產生的任何折讓或溢價，亦包括作為實際利率一部分的費用或成本。實際利率攤銷計入損益表中的其他收入及收益。減值產生的虧損於損益表確認為貸款融資成本及應收款項的其他開支。

可供出售金融投資

可供出售金融投資指上市及非上市股本投資及債務證券之非衍生金融資產。分類為可供出售之股本投資指並非分類為持作買賣或指定為按公平值計入損益之投資。此分類項下之債務證券為擬無限期持有之債務證券，並可能因應流動資金需求或市況變化而出售。

NOTES TO FINANCIAL STATEMENTS

財務報表附註

31 December 2018 二零一八年十二月三十一日

2.4 SUMMARY OF SIGNIFICANT ACCOUNTING POLICIES (CONTINUED)

Investments and other financial assets (policies under IAS 39 applicable before 1 January 2018) (Continued)

Financial assets at fair value through profit or loss (Continued)

Available-for-sale financial investments (Continued)

When the fair value of unlisted equity investments cannot be reliably measured because (a) the variability in the range of reasonable fair value estimates is significant for that investment or (b) the probabilities of the various estimates within the range cannot be reasonably assessed and used in estimating fair value, such investments are stated at cost less any impairment losses.

The Group evaluates whether the ability and intention to sell its available-for-sale financial assets in the near term are still appropriate. When, in rare circumstances, the Group is unable to trade these financial assets due to inactive markets, the Group may elect to reclassify these financial assets if management has the ability and intention to hold the assets for the foreseeable future or until maturity.

For a financial asset reclassified from the available-for-sale category, the fair value carrying amount at the date of reclassification becomes its new amortised cost and any previous gain or loss on that asset that has been recognised in equity is amortised to profit or loss over the remaining life of the investment using the effective interest rate. Any difference between the new amortised cost and the maturity amount is also amortised over the remaining life of the asset using the effective interest rate. If the asset is subsequently determined to be impaired, then the amount recorded in equity is reclassified to the statement of profit or loss.

2.4 主要會計政策概要(續)

投資及其他金融資產(於二零一八年一月一日前根據國際會計準則第39號適用之政策)(續)

按公平值計入損益的金融資產(續)

可供出售金融投資(續)

倘非上市股本投資之公平值因以下原因而不能可靠計量：(a) 該項投資之合理公平值估算範圍存在重大變動或(b) 在評估公平值時未能合理評估及使用有關範圍內可能出現之多項估計，則該等投資以成本減任何減值虧損列賬。

本集團評估短期內出售可供出售金融資產之能力及意向是否仍然適當。在少數情況下，當本集團因市場不活躍而無法交易此類金融資產時，倘管理層於可預見未來有能力及有意持有該等資產或持有至到期，則可將其重新分類為金融資產。

倘某項金融資產在可供出售金融資產中重新分類，則重新分類日期之公平值賬面值會成為其新攤銷成本，而該資產原先已計入權益之相關盈虧，在投資之剩餘年期按實際利率攤銷至損益。新攤銷之成本與到期金額之任何差額亦應在該資產之剩餘年期按實際利率攤銷。倘該資產其後釐定減值，原計入權益之金額則重新分類至損益表。

NOTES TO FINANCIAL STATEMENTS

財務報表附註

31 December 2018 二零一八年十二月三十一日

2.4 SUMMARY OF SIGNIFICANT ACCOUNTING

POLICIES (continued)

Derecognition of financial assets (policies under IFRS 9 applicable from 1 January 2018 and policies under IAS 39 applicable before 1 January 2018)

A financial asset (or, where applicable, a part of a financial asset or part of a group of similar financial assets) is primarily derecognised (i.e., removed from the Group's consolidated statement of financial position) when:

- the rights to receive cash flows from the asset have expired; or
- the Group has transferred its rights to receive cash flows from the asset or has assumed an obligation to pay the received cash flows in full without material delay to a third party under a “pass-through” arrangement; and either (a) the Group has transferred substantially all the risks and rewards of the asset, or (b) the Group has neither transferred nor retained substantially all the risks and rewards of the asset, but has transferred control of the asset.

When the Group has transferred its rights to receive cash flows from an asset or has entered into a pass-through arrangement, it evaluates if and to what extent it has retained the risk and rewards of ownership of the asset. When it has neither transferred nor retained substantially all the risks and rewards of the asset nor transferred control of the asset, the Group continues to recognise the transferred asset to the extent of the Group's continuing involvement in the asset. In that case, the Group also recognises an associated liability. The transferred asset and the associated liability are measured on a basis that reflects the rights and obligations that the Group has retained.

Continuing involvement that takes the form of a guarantee over the transferred asset is measured at the lower of the original carrying amount of the asset and the maximum amount of consideration that the Group could be required to repay.

2.4 主要會計政策概要(續)

終止確認金融資產(自二零一八年一月一日起根據國際財務報告準則第9號適用之政策及於二零一八年一月一日前根據國際會計準則第39號適用之政策)

金融資產(或(如適用)一項金融資產的一部分或一組同類金融資產的一部分)主要在下列情況將被終止確認(即自本集團之綜合財務狀況表中剔除):

- 收取該項資產所得現金流量的權利已經屆滿;或
- 本集團已轉讓其收取該項資產所得現金流量的權利,或根據「轉手」安排承擔在沒有嚴重延誤的情況下向第三方悉數支付所得現金流量的責任,且(a)本集團已轉讓該項資產的絕大部分風險及回報,或(b)本集團並無轉讓或保留該項資產絕大部分風險及回報,但已轉讓該項資產的控制權。

倘本集團已轉讓其自資產收取現金流量的權利或訂立「轉手」安排,會評估其有否保留該項資產擁有權的風險及回報,以及保留程度。倘本集團並無轉讓或保留該項資產的絕大部分風險及回報,亦無轉讓該項資產的控制權,則本集團繼續以本集團持續參與程度為限確認轉讓資產。於該情況下,本集團亦確認相關負債。已轉讓資產及相關負債按能反映本集團所保留權利及責任的基準計量。

就已轉讓資產作出擔保之形式的持續參與乃按資產之原賬面值與本集團須償還之代價上限之較低者計量。

NOTES TO FINANCIAL STATEMENTS

財務報表附註

31 December 2018 二零一八年十二月三十一日

2.4 SUMMARY OF SIGNIFICANT ACCOUNTING

POLICIES (continued)

Impairment of financial assets (policies under IFRS 9 applicable from 1 January 2018)

The Group recognises an allowance for ECLs for all debt instruments not held at fair value through profit or loss. ECLs are based on the difference between the contractual cash flows due in accordance with the contract and all the cash flows that the Group expects to receive, discounted at an approximation of the original effective interest rate. The expected cash flows will include cash flows from the sale of collateral held or other credit enhancements that are integral to the contractual terms.

General approach

ECLs are recognised in two stages. For credit exposures for which there has not been a significant increase in credit risk since initial recognition, ECLs are provided for credit losses that result from default events that are possible within the next 12 months (a 12-month ECL). For those credit exposures for which there has been a significant increase in credit risk since initial recognition, a loss allowance is required for credit losses expected over the remaining life of the exposure, irrespective of the timing of the default (a lifetime ECL).

At each reporting date, the Group assesses whether the credit risk on a financial instrument has increased significantly since initial recognition. When making the assessment, the Group compares the risk of a default occurring on the financial instrument as at the reporting date with the risk of a default occurring on the financial instrument as at the date of initial recognition and considers reasonable and supportable information that is available without undue cost or effort, including historical and forward-looking information.

2.4 主要會計政策概要(續)

金融資產減值(自二零一八年一月一日起根據國際財務報告準則第9號適用之政策)

本集團確認對並非按公平值計入損益的所有債務工具預期信貸虧損的撥備。預期信貸虧損乃基於根據合約到期的合約現金流量與本集團預期收取的所有現金流量之間的差額而厘定，並以原實際利率的近似值貼現。預期現金流量將包括出售所持抵押的現金流量或組成合約條款的其他信貸提升措施。

一般法

預期信貸虧損分兩個階段進行確認。就自初始確認起未有顯著增加的信貸風險而言，預期信貸虧損就未來12個月內可能發生違約事件而導致的信貸虧損(12個月預期信貸虧損)計提撥備。就自初始確認起經已顯著增加的信貸風險而言，不論何時發生違約，於餘下風險年期內的信貸虧損均須計提虧損撥備(全期預期信貸虧損)。

本集團在各報告日期評估相關金融工具的信貸風險自初始確認後是否已顯著增加。於作出此項評估時，本集團將報告日期財務工具出現違約事件之風險與首次確認日期財務工具出現違約事件之風險進行比較並考慮合理且可證實的定量及定性資料，包括過往經驗及毋須過高成本或太多工序便可供查閱之前瞻性資料。

NOTES TO FINANCIAL STATEMENTS

財務報表附註

31 December 2018 二零一八年十二月三十一日

2.4 SUMMARY OF SIGNIFICANT ACCOUNTING

POLICIES (continued)

Impairment of financial assets (policies under IFRS 9 applicable from 1 January 2018) (continued)

General approach (continued)

For debt investments at fair value through other comprehensive income, the Group applies the low credit risk simplification. At each reporting date, the Group evaluates whether the debt investments are considered to have low credit risk using all reasonable and supportable information that is available without undue cost or effort. In making that evaluation, the Group reassesses the external credit ratings of the debt investments. In addition, the Group considers that there has been a significant increase in credit risk when contractual payments are more than 30 days past due.

The Group considers a financial asset in default when contractual payments are 90 days past due. However, in certain cases, the Group may also consider a financial asset to be in default when internal or external information indicates that the Group is unlikely to receive the outstanding contractual amounts in full before taking into account any credit enhancements held by the Group. A financial asset is written off when there is no reasonable expectation of recovering the contractual cash flows.

2.4 主要會計政策概要(續)

金融資產減值(自二零一八年一月一日起根據國際財務報告準則第9號適用之政策)(續)

一般法(續)

按公平值計入其他全面收入的債務工具投資，本集團採用低信貸風險簡化法。於各報告日期，本集團使用毋須花費過度成本或精力獲取的合理有據資料評估債務投資是否被視為信貸風險較低。在進行評估時，本集團重新評估債務投資的外部信貸評級。此外，本集團認為，當合約付款逾期超過30天時，信貸風險將大幅增加。

本集團會在合約付款逾期90天時考慮金融資產違約。然而，在若干情況下，當內部或外部資料反映，在未計及任何現有信貸提升措施前，本集團不大可能悉數收到未償還合約款項，則本集團亦可認為金融資產違約。倘無法合理預期收回合約現金流量，則撇銷金融資產。

NOTES TO FINANCIAL STATEMENTS

財務報表附註

31 December 2018 二零一八年十二月三十一日

2.4 SUMMARY OF SIGNIFICANT ACCOUNTING POLICIES (continued)

Impairment of financial assets (policies under IFRS 9 applicable from 1 January 2018) (continued)

General approach (continued)

Debt investments at fair value through other comprehensive income and financial assets at amortised cost are subject to impairment under the general approach and they are classified within the following stages for measurement of ECLs except for trade receivables and contract assets which apply the simplified approach as detailed below.

- Stage 1 – Financial instruments for which credit risk has not increased significantly since initial recognition and for which the loss allowance is measured at an amount equal to 12-month ECLs
- Stage 2 – Financial instruments for which credit risk has increased significantly since initial recognition but that are not credit-impaired financial assets and for which the loss allowance is measured at an amount equal to lifetime ECLs
- Stage 3 – Financial assets that are credit-impaired at the reporting date (but that are not purchased or originated credit-impaired) and for which the loss allowance is measured at an amount equal to lifetime ECLs

Simplified approach

For trade receivables that do not contain a significant financing component or when the Group applies the practical expedient of not adjusting the effect of a significant financing component, the Group applies the simplified approach in calculating ECLs. Under the simplified approach, the Group does not track changes in credit risk, but instead recognises a loss allowance based on lifetime ECLs at each reporting date. The Group has established a provision matrix that is based on its historical credit loss experience, adjusted for forward-looking factors specific to the debtors and the economic environment.

For trade receivables that contain a significant financing component and lease receivables, the Group chooses as its accounting policy to adopt the simplified approach in calculating ECLs with policies as described above.

2.4 主要會計政策概要(續)

金融資產減值(自二零一八年一月一日起根據國際財務報告準則第9號適用之政策)(續)

一般法(續)

按公平值計入其他全面收入的債務投資及按攤銷成本入賬之金融資產在一般法下可能會出現減值，且會在以下階段進行分類以計量預期信貸虧損，惟應用簡化法之貿易應收賬款及合約資產(誠如下文所詳述)除外。

- 第一階段 – 自首次確認以來信貸風險並無顯著增加，且虧損撥備乃按相等於12個月預期信貸虧損的金額計量之金融工具
- 第二階段 – 自首次確認以來信貸風險顯著增加(惟並非信貸減值金融資產)，且虧損撥備乃按相等於全期預期信貸虧損的金額計量之金融工具
- 第三階段 – 於報告日期屬信貸減值性質(惟並非購入或源生信貸減值)，且虧損撥備乃按相等於全期預期信貸虧損的金額計量之金融資產

簡化法

就不包含重大融資成分的貿易應收賬款而言，或當本集團應用不就重大融資成分的影響作出調整的實際權宜方法時，本集團會應用簡化方法計算預期信貸虧損。根據簡化法，本集團並無追蹤信貸風險的變化，反而於各報告日期根據全期預期信貸虧損確認減值撥備。本集團已根據其過往信貸虧損經驗建立撥備矩陣，並就債務人及經濟環境的特定前瞻性因素作出調整。

就包含重大融資成分的貿易應收賬款及應收租賃款項，本集團選擇其會計政策採用簡化法計算上述政策的預期信貸虧損。

2.4 SUMMARY OF SIGNIFICANT ACCOUNTING

POLICIES (continued)

Impairment of financial assets (policies under IAS 39 applicable before 1 January 2019)

The Group assesses at the end of each reporting period whether there is objective evidence that a financial asset or a group of financial assets is impaired. An impairment exists if one or more events that occurred after the initial recognition of the asset have an impact on the estimated future cash flows of the financial asset or the group of financial assets that can be reliably estimated. Evidence of impairment may include indications that a debtor or a group of debtors is experiencing significant financial difficulty, default or delinquency in interest or principal payments, the probability that they will enter bankruptcy or other financial reorganisation and observable data indicating that there is a measurable decrease in the estimated future cash flows, such as changes in arrears or economic conditions that correlate with defaults.

Financial assets carried at amortised cost

For financial assets carried at amortised cost, the Group first assesses whether impairment exists individually for financial assets that are individually significant, or collectively for financial assets that are not individually significant. If the Group determines that no objective evidence of impairment exists for an individually assessed financial asset, whether significant or not, it includes the asset in a group of financial assets with similar credit risk characteristics and collectively assesses them for impairment. Assets that are individually assessed for impairment and for which an impairment loss is, or continues to be, recognised are not included in a collective assessment of impairment.

The amount of any impairment loss identified is measured as the difference between the asset's carrying amount and the present value of estimated future cash flows (excluding future credit losses that have yet not been incurred). The present value of the estimated future cash flows is discounted at the financial asset's original effective interest rate (i.e., the effective interest rate computed at initial recognition).

2.4 主要會計政策概要(續)

金融資產減值(於二零一九年一月一日前根據國際會計準則第39號適用之政策)

本集團於每個報告期末評估金融資產或一組金融資產有否出現任何減值的客觀證據。倘於初步確認一項金融資產後發生一項或多項事件，而該項虧損事件對該項或該組金融資產的估計未來現金流量所造成的影響能夠可靠地估計，則出現減值。減值證據可包括一名或一群債務人正面臨重大財務困難、拖欠或未能償還利息或本金、彼等有可能破產或進行其他財務重組，以及有可觀察數據顯示估計未來現金流量出現可計量減損，例如欠款數目變動或出現與違約相關的經濟狀況。

按攤銷成本列賬的金融資產

就按已攤銷成本列賬的金融資產而言，本集團首先會按個別基準就個別重大金融資產或按組合基準就個別非重大金融資產，個別評估是否出現減值。倘本集團認定按個別基準經評估的金融資產(無論具重要性與否)並無客觀證據顯示存在減值，則該項資產會歸入一組具有相似信貸風險特性的金融資產內，並共同評估該組金融資產是否存在減值。經個別評估減值且其減值虧損已予確認或繼續確認入賬的資產不會納入集體減值評估之內。

已識別減值虧損金額按該資產賬面值與估計未來現金流量(不包括未來尚未出現的信貸虧損)現值的差額計量。估計未來現金流量的現值以金融資產的原始實際利率(即首次確認時計算的實際利率)貼現。

NOTES TO FINANCIAL STATEMENTS

財務報表附註

31 December 2018 二零一八年十二月三十一日

2.4 SUMMARY OF SIGNIFICANT ACCOUNTING

POLICIES (continued)

Impairment of financial assets (policies under IAS 39 applicable before 1 January 2019) (continued)

Financial assets carried at amortised cost (continued)

The carrying amount of the asset is reduced through the use of an allowance account and the loss is recognised in the statement of profit or loss. Interest income continues to be accrued on the reduced carrying amount using the rate of interest used to discount the future cash flows for the purpose of measuring the impairment loss. Loans and receivables together with any associated allowance are written off when there is no realistic prospect of future recovery and all collateral has been realised or has been transferred to the Group.

If, in a subsequent period, the amount of the estimated impairment loss increases or decreases because of an event occurring after the impairment was recognised, the previously recognised impairment loss is increased or reduced by adjusting the allowance account. If a write-off is later recovered, the recovery is credited to other expenses in the statement of profit or loss.

Available-for-sale financial investments

For available-for-sale financial investments, the Group assesses at the end of each reporting period whether there is objective evidence that an investment or a group of investments is impaired.

If an available-for-sale asset is impaired, an amount comprising the difference between its cost (net of any principal payment and amortisation) and its current fair value, less any impairment loss previously recognised in the statement of profit or loss, is removed from other comprehensive income and recognised in the statement of profit or loss.

2.4 主要會計政策概要(續)

金融資產減值(於二零一九年一月一日前根據國際會計準則第39號適用之政策)(續) *按攤銷成本列賬的金融資產(續)*

資產賬面值通過使用撥備賬沖減，而虧損在損益表中確認。利息收入按經沖減的賬面值持續累計，且採用計量減值虧損時用以貼現未來現金流量的利率累計。當未來可收回的實際機會不大且所有抵押品已變現或轉撥至本集團，貸款及應收款項連同任何相關撥備會被撇銷。

倘於以後的期間，估計減值虧損的金額增加或減少，且有關增減乃因減值確認後發生的事項而產生，則先前確認的減值虧損可通過調整撥備賬而增減。倘撇銷於其後收回，則收回數額將於損益表中的其他開支入賬。

可供出售金融投資

就可出售金融投資而言，本集團於各報告期末評估有否客觀證據顯示一項或一組投資減值。

倘可供出售資產已減值，則其成本(扣除任何本金付款及攤銷)與現有公平值之差額，扣除任何先前已於損益表確認之減值虧損，將自其他全面收益移除，並於損益表確認。

NOTES TO FINANCIAL STATEMENTS

財務報表附註

31 December 2018 二零一八年十二月三十一日

2.4 SUMMARY OF SIGNIFICANT ACCOUNTING

POLICIES (continued)

Available-for-sale financial investments (continued)

In the case of equity investments classified as available for sale, objective evidence would include a significant or prolonged decline in the fair value of an investment below its cost. "Significant" is evaluated against the original cost of the investment and "prolonged" against the period in which the fair value has been below its original cost. Where there is evidence of impairment, the cumulative loss – measured as the difference between the acquisition cost and the current fair value, less any impairment loss on that investment previously recognised in the statement of profit or loss – is removed from other comprehensive income and recognised in the statement of profit or loss. Impairment losses on equity instruments classified as available for sale are not reversed through the statement of profit or loss. Increases in their fair value after impairment are recognised directly in other comprehensive income.

The determination of what is "significant" or "prolonged" requires judgement. In making this judgement, the Group evaluates, among other factors, the duration or extent to which the fair value of an investment is less than its cost.

Financial liabilities (policies under IFRS 9 applicable from 1 January 2018 and IAS 39 applicable before 1 January 2018)

Initial recognition and measurement

Financial liabilities are classified, at initial recognition, as financial liabilities at fair value through profit or loss, loans and borrowings, or as derivatives designated as hedging instruments in an effective hedge, as appropriate.

All financial liabilities are recognised initially at fair value and, in the case of loans and borrowings, net of directly attributable transaction costs.

The Group's financial liabilities include trade and bills payables, a derivative financial instrument, financial liabilities included in other payables and accruals and interest-bearing bank and other borrowings.

2.4 主要會計政策概要(續)

可供出售金融投資(續)

倘股本投資分類為可供出售，客觀證據應包括投資公平值大幅或長期低於其成本。「大幅」乃與該項投資之原成本比較後評估，而「長期」則按公平值低於其原成本期間而評估。倘有證據顯示出現減值，按收購成本與現有公平值之差額計量之累計虧損（減過往就該項投資於損益表確認之減值虧損）於其他全面收益中移除，並於損益表中確認。分類為可供出售股本工具之減值虧損不會透過損益表回撥。減值後公平值之增幅乃直接於其全面收益中確認。

釐定「大幅」或「長期」時須作出判斷。於作出判斷時，本集團會評估（其中包括）一項投資之公平值少於其成本之持續時間或程度。

金融負債（自二零一八年一月一日起根據國際財務報告準則第9號及於二零一八年一月一日前根據國際會計準則第39號適用之政策）

首次確認及計量

金融負債於初始確認時可分類為以公平值於損益表列賬的金融負債、貸款及借貸，或分類為指定作實際對沖的對沖工具的衍生工具（視情況而定）。

所有金融負債於首次確認時以公平值計算，而貸款及借貸則另加直接應佔交易成本。

本集團的金融負債包括貿易應付賬款及應付票據、衍生金融工具、計入其他應付款及應計費用的金融負債、計息銀行以及其他借貸。

NOTES TO FINANCIAL STATEMENTS

財務報表附註

31 December 2018 二零一八年十二月三十一日

2.4 SUMMARY OF SIGNIFICANT ACCOUNTING

POLICIES (continued)

Financial liabilities (policies under IFRS 9 applicable from 1 January 2018 and IAS 39 applicable before 1 January 2018) (continued)

Subsequent measurement

The subsequent measurement of financial liabilities depends on their classification as follows:

Loans and borrowings

After initial recognition, interest-bearing loans and borrowings and short term notes are subsequently measured at amortised cost, using the effective interest rate method unless the effect of discounting would be immaterial, in which case they are stated at cost. Gains and losses are recognised in the statement of profit or loss when the liabilities are derecognised as well as through the effective interest rate amortisation process.

Amortised cost is calculated by taking into account any discount or premium on acquisition and fees or costs that are an integral part of the effective interest rate. The effective interest rate amortisation is included in finance costs in the statement of profit or loss.

Financial guarantee contracts (policies under IFRS 9 applicable from 1 January 2018)

Financial guarantee contracts issued by the Group are those contracts that require a payment to be made to reimburse the holder for a loss it incurs because the specified debtor fails to make a payment when due in accordance with the terms of a debt instrument. A financial guarantee contract is recognised initially as a liability at its fair value, adjusted for transaction costs that are directly attributable to the issuance of the guarantee. Subsequent to initial recognition, the Group measures the financial guarantee contracts at the higher of: (i) the ECL allowance determined in accordance with the policy as set out in "Impairment of financial assets (policies under IFRS 9 applicable from 1 January 2018)"; and (ii) the amount initially recognised less, when appropriate, the cumulative amount of income recognised.

2.4 主要會計政策概要(續)

金融負債(自二零一八年一月一日起根據國際財務報告準則第9號及於二零一八年一月一日前根據國際會計準則第39號適用之政策)(續)

其後計量

金融負債的其後計量視乎以下分類：

貸款及借貸

於首次確認後，計息貸款及借貸及短期融資券其後以實際利率法按攤銷成本計量，除非貼現的影響微不足道，在此情況下則按成本列賬。終止確認負債及透過實際利率攤銷過程中產生的盈虧於損益表中確認。

計算攤銷成本時會考慮收購所產生的任何折讓或溢價，亦包括作為實際利率一部分的費用或成本。實際利率攤銷計入損益表中的融資成本。

財務擔保合約(自二零一八年一月一日起根據國際財務報告準則第9號適用之政策)

本集團發行之財務擔保合約乃規定於特定債務人未能按照債務工具條款於到期時支付款項時須支付款項以補償持有人所蒙受損失。財務擔保合約初始按公平值確認為負債，並按與發出擔保有直接關係的交易成本予以調整。在首次確認之後，本集團對財務擔保合約的計量乃按以下列兩者之較高者計算：(i) 根據「金融資產減值」(自二零一八年一月一日起根據國際財務報告準則第9號適用之政策)所載政策釐定之預期信貸虧損撥備；及(ii) 初始確認金額減(如適用)已確認之累計收入金額。

NOTES TO FINANCIAL STATEMENTS

財務報表附註

31 December 2018 二零一八年十二月三十一日

2.4 SUMMARY OF SIGNIFICANT ACCOUNTING

POLICIES (continued)

Financial guarantee contracts (policies under IAS 39 applicable before 1 January 2018)

A financial guarantee contract is recognised initially as a liability at its fair value, adjusted for transaction costs that are directly attributable to the issuance of the guarantee. Subsequent to initial recognition, the Group measures the financial guarantee contract at the higher of: (i) the amount of the best estimate of the expenditure required to settle the present obligation at the end of the reporting period; and (ii) the amount initially recognised less, when appropriate, cumulative amortisation.

Derecognition of financial liabilities (policies under IFRS 9 applicable from 1 January 2018 and IAS 39 applicable before 1 January 2018)

A financial liability is derecognised when the obligation under the liability is discharged or cancelled, or expires.

When an existing financial liability is replaced by another from the same lender on substantially different terms, or the terms of an existing liability are substantially modified, such an exchange or modification is treated as a derecognition of the original liability and a recognition of a new liability, and the difference between the respective carrying amounts is recognised in the statement of profit or loss.

Offsetting of financial instruments (policies under IFRS 9 applicable from 1 January 2018 and IAS 39 applicable before 1 January 2018)

Financial assets and financial liabilities are offset and the net amount is reported in the statement of financial position if there is a currently enforceable legal right to offset the recognised amounts and there is an intention to settle on a net basis, or to realise the assets and settle the liabilities simultaneously.

2.4 主要會計政策概要(續)

財務擔保合約(於二零一八年一月一日前根據國際會計準則第39號適用之政策)

財務擔保合約初步以公平值確認為負債，並按與發出擔保有直接關係的交易成本予以調整。在初步確認之後，本集團對財務擔保合約的計量乃按以下列兩者之較高者計算：(i) 於報告期末履行現有責任之最佳估計開支金額；及(ii) 初步確認金額減(如適用)累計攤銷。

終止確認金融負債(自二零一八年一月一日起根據國際財務報告準則第9號及於二零一八年一月一日前根據國際會計準則第39號適用之政策)

當負債項下的責任被解除或取消或屆滿，將終止確認金融負債。

當現有金融負債被同一貸款人以與原有負債條款有重大差別的金融負債取代，或現有負債條款經重大修訂，則上述取代或修訂將視為終止確認原有負債，並確認新負債，而有關賬面值的差額在損益表中確認入賬。

抵銷金融工具(自二零一八年一月一日起根據國際財務報告準則第9號及於二零一八年一月一日前根據國際會計準則第39號適用之政策)

倘現時存在可依法強制執行的權利抵銷已確認金額，且有意以淨額結算或同時變現資產及清償債務，則金融資產及金融負債互相抵銷，並將淨金額列入財務狀況表內。

NOTES TO FINANCIAL STATEMENTS

財務報表附註

31 December 2018 二零一八年十二月三十一日

2.4 SUMMARY OF SIGNIFICANT ACCOUNTING

POLICIES (continued)

Inventories

Inventories are stated at the lower of cost and net realisable value. Costs incurred in bringing each product to its present location and conditions are accounted for as follows:

Raw materials	Purchase cost on the weighted average basis
Work in progress and finished goods	Cost of direct materials, direct labour and an appropriate proportion of overheads

Net realisable value is based on estimated selling prices less any estimated costs to be incurred to completion and disposal.

Cash and cash equivalents

For the purpose of the consolidated statement of cash flows, cash and cash equivalents comprise cash on hand and demand deposits, and short term highly liquid investments that are readily convertible into known amounts of cash, are subject to an insignificant risk of changes in value, and have a short maturity of generally within three months when acquired, less bank overdrafts which are repayable on demand and form an integral part of the Group's cash management.

For the purpose of the consolidated statement of financial position, cash and cash equivalents comprise cash on hand and at banks, including term deposits, and assets similar in nature to cash, which are not restricted as to use.

2.4 主要會計政策概要(續)

存貨

存貨按成本值與可變現淨值兩者中的較低者列賬。將各項產品達致當前位置和狀況所產生的成本按以下方式列賬：

原材料	以加權平均基準計算的採購成本
在製品及製成品	直接物料、直接勞工成本及按適當比例的間接費用

可變現淨值乃根據估計售價減任何完成及出售時所產生的估計成本計算。

現金及現金等價物

就綜合現金流量表而言，現金及現金等價物指手頭現金及活期存款，以及可隨時轉換為已知金額的現金，所涉及的價值變動風險屬不重大且一般於購入後三個月內到期的短期高流通量投資減須按要求償還之銀行透支，該等項目為本集團現金管理不可分割的部分。

就綜合財務狀況表而言，現金及現金等價物包括手頭現金及定期存款等銀行存款以及與現金性質類似而並無限制其用途的資產。

NOTES TO FINANCIAL STATEMENTS

財務報表附註

31 December 2018 二零一八年十二月三十一日

2.4 SUMMARY OF SIGNIFICANT ACCOUNTING

POLICIES (continued)

Income tax

Income tax comprises current and deferred income tax. Income tax relating to items recognised outside profit or loss is recognised outside profit or loss, either in other comprehensive income or directly in equity.

Current tax assets and liabilities are measured at the amount expected to be recovered from or paid to the taxation authorities, based on tax rates (and tax laws) that have been enacted or substantively enacted by the end of the reporting period, taking into consideration interpretations and practices prevailing in the countries in which the Group operates.

Deferred tax is provided, using the liability method, on all temporary differences at the end of the reporting period between the tax bases of assets and liabilities and their carrying amounts for financial reporting purposes.

Deferred tax liabilities are recognised for all taxable temporary differences, except:

- (a) when the deferred tax liability arises from the initial recognition of goodwill or an asset or liability in a transaction that is not a business combination and, at the time of the transaction, affects neither the accounting profit nor taxable profit or loss; and
- (b) in respect of taxable temporary differences associated with investments in subsidiaries and a joint venture, when the timing of the reversal of the temporary differences can be controlled and it is probable that the temporary differences will not reverse in the foreseeable future.

Deferred tax assets are recognised for all deductible temporary differences, the carryforward of unused tax credits and any unused tax losses. Deferred tax assets are recognised to the extent that it is probable that taxable profit will be available against which the deductible temporary differences, the carryforward of unused tax credits and unused tax losses can be utilised, except:

2.4 主要會計政策概要(續)

所得稅

所得稅包括本期及遞延所得稅。與於損益以外確認的項目有關的所得稅於損益以外確認，即於其他全面收益或直接於權益確認。

即期稅項資產及負債乃根據於報告期末已經頒佈或實質上已頒佈的稅率(及稅法)，並考慮本集團營運所在國家通行的詮釋及慣例，按預期可自稅務當局收回或向其支付的金額計算。

遞延稅項按負債法根據於報告期末資產與負債的稅基及其就財務報告而言的賬面值的所有暫時性差異撥備。

所有應課稅暫時性差異均會確認遞延稅項負債，惟下列情況除外：

- (a) 倘遞延稅項負債乃在交易中初步確認商譽或資產或負債時產生，而該交易並非業務合併，且於交易時並不影響會計溢利或應課稅溢利或虧損；及
- (b) 就與於附屬公司及合營公司之投資有關的應課稅暫時性差異而言，如暫時性差異的轉回時間可以控制，及暫時性差異於可見將來可能不會被轉回的情況。

所有可扣減暫時性差異及未動用稅項抵免與任何未動用稅務虧損的結轉均被確認為遞延稅項資產，已確認遞延稅項資產的條件為可利用應課稅溢利抵扣可扣減暫時性差異、可動用未動用稅項抵免及未動用稅務虧損的結轉，惟下列情況除外：

NOTES TO FINANCIAL STATEMENTS

財務報表附註

31 December 2018 二零一八年十二月三十一日

2.4 SUMMARY OF SIGNIFICANT ACCOUNTING

POLICIES (continued)

Income tax (continued)

- (a) when the deferred tax asset relating to the deductible temporary differences arises from the initial recognition of an asset or liability in a transaction that is not a business combination and, at the time of the transaction, affects neither the accounting profit nor taxable profit or loss; and
- (b) in respect of deductible temporary differences associated with investments in subsidiaries and a joint venture, deferred tax assets are only recognised to the extent that it is probable that the temporary differences will reverse in the foreseeable future and taxable profit will be available against which the temporary differences can be utilised.

The carrying amount of deferred tax assets is reviewed at the end of each reporting period and reduced to the extent that it is no longer probable that sufficient taxable profit will be available to allow all or part of the deferred tax asset to be utilised. Unrecognised deferred tax assets are reassessed at the end of each reporting period and are recognised to the extent that it has become probable that sufficient taxable profit will be available to allow all or part of the deferred tax asset to be recovered.

Deferred tax assets and liabilities are measured at the tax rates that are expected to apply to the period when the asset is realised or the liability is settled, based on tax rates (and tax laws) that have been enacted or substantively enacted by the end of the reporting period.

Deferred tax assets and deferred tax liabilities are offset if and only if the Group has a legally enforceable right to set off current tax assets and current tax liabilities and the deferred tax assets and deferred tax liabilities relate to income taxes levied by the same taxation authority on either the same taxable entity or different taxable entities which intend either to settle current tax liabilities and assets on a net basis, or to realise the assets and settle the liabilities simultaneously, in each future period in which significant amounts of deferred tax liabilities or assets are expected to be settled or recovered.

2.4 主要會計政策概要 (續)

所得稅 (續)

- (a) 倘有關可扣減暫時差額的遞延稅項資產乃在交易中初步確認資產或負債時產生，而該交易並非業務合併，且於交易時並不影響會計溢利或應課稅溢利或虧損；及
- (b) 就與於附屬公司及合營公司之投資有關的可扣減暫時性差異而言，只有在暫時差額有可能在可見將來撥回，而且日後有可能出現應課稅溢利以抵扣該等暫時性差異時，方會確認遞延稅項資產。

遞延稅項資產的賬面值於每個報告期末作出審核，並扣減至當不再可能有足夠應課稅溢利令所有或部分遞延稅項資產被動用為止。未確認的遞延稅項資產於每個報告期末被重估，如有足夠的應課稅溢利可供動用以收回所有或部分遞延稅項資產，則會作出確認。

遞延稅項資產及負債根據於報告期末已經頒佈或實質上已頒佈的稅率（及稅法），以預期適用於相關資產變現或相關負債償還的期間的稅率計算。

僅當本集團有可合法強制執行權利可將即期稅項資產與即期稅項負債抵銷，且遞延稅項資產與遞延稅項負債與同一稅務機關對同一應稅實體或於各未來期間預期有大額遞延稅項負債或資產需要結算或清償時，擬按淨額基準結算即期稅務負債及資產或同時變現資產及結算負債的不同稅務實體徵收的所得稅相關，則遞延稅項資產與遞延稅項負債可予抵銷。

NOTES TO FINANCIAL STATEMENTS

財務報表附註

31 December 2018 二零一八年十二月三十一日

2.4 SUMMARY OF SIGNIFICANT ACCOUNTING POLICIES (continued)

Government grants

Government grants are recognised at their fair value where there is reasonable assurance that the grant will be received and all attaching conditions will be complied with. When the grant relates to an expense item, it is recognised as income on a systematic basis over the periods that the costs, which it is intended to compensate, are expensed. Where the grant relates to an asset, the fair value is credited to deferred income account and deducted from the carrying amount of the asset and released to profit or loss by way of a reduced depreciation charge.

Where the Group receives government loans granted with no or at a below-market rate of interest for the construction of a qualifying asset, the initial carrying amount of the government loans is determined using the effective interest rate method, as further explained in the accounting policy for “Financial liabilities” above. The benefit of the government loans granted with no or at a below-market rate of interest, which is the difference between the initial carrying value of the loans and the proceeds received, is treated as a government grant and released to the statement of profit or loss over the expected useful life of the relevant asset by equal annual instalments.

Revenue recognition (applicable from 1 January 2018)

Revenue from contracts with customers

Revenue from contracts with customers is recognised when control of goods or services is transferred to the customers at an amount that reflects the consideration to which the Group expects to be entitled in exchange for those goods or services.

When the contract contains a financing component which provides the customer a significant benefit of financing the transfer of goods or services to the customer for more than one year, revenue is measured at the present value of the amount receivable, discounted using the discount rate that would be reflected in a separate financing transaction between the Group and the customer at contract inception. When the contract contains a financing component which provides the Group a significant financial benefit for more than one year, revenue recognised under the contract includes the interest expense accreted on the contract liability under the effective interest method. For a contract where the period between the payment by the customer and the transfer of the promised goods or services is one year or less, the transaction price is not adjusted for the effects of a significant financing component, using the practical expedient in IFRS 15.

2.4 主要會計政策概要(續)

政府補貼

政府補貼於可合理保證將收到有關補助及將符合所有附帶條文時按其公平值確認。如補貼與開支項目有關，則會按系統基準於擬用作補償的成本支銷期間確認為收入。倘補貼與資產有關，則其公平值會計入遞延收益賬，並自該項資產的賬面值中扣除並透過減少折舊開支方式撥入損益表。

當本集團獲得不含利息或利息低於市場利率的政府貸款以建設一項合格資產時，如同上述「金融負債」的會計政策的進一步闡明，政府貸款的初始賬面值以實際利率法確認。由不含利息或利息低於市場利率的政府貸款所獲取利益，即貸款的初始賬面值與實收收益的差異，作為政府補助處理並在相關資產預算可使用年期平均分配計入損益表。

收入確認(自二零一八年一月一日起適用)

來自客戶合約之收入

來自客戶合約之收入於貨品或服務的控制權轉移至客戶時確認，而該金額反映本集團預期就提供該等服務有權獲得的代價。

當合約包含就轉移貨品或服務為客戶帶來超過一年重大融資利益之融資成分時，則收入以當前的應收款項現值計量，而現值乃使用可反映於合約開始時本集團與該客戶之單獨融資交易的折現率來折現。當合約包含為本集團提供超過一年重大融資利益之融資部分時，則該合約項下之已確認收入包括根據實際利率法計算的合約負債所產生的利息費用。就客戶付款與轉移承諾產品或服務之期限為一年或更短之合約而言，交易價格不會根據國際財務報告準則第15號所提供之實際權宜方法就重大融資部分之影響作出調整。

NOTES TO FINANCIAL STATEMENTS

財務報表附註

31 December 2018 二零一八年十二月三十一日

2.4 SUMMARY OF SIGNIFICANT ACCOUNTING

POLICIES (continued)

Revenue recognition (applicable from 1 January 2018) (continued)

Sale of goods

Revenue from the sale of goods is recognised at the point in time when control of the asset is transferred to the customer, generally on delivery of the goods.

Sale of properties

Revenue from the sale of properties is recognised at the point in time when the purchasers obtained the physical possession or the legal title of the completed property and the Group has a present right to payment and the collection of the consideration is probable.

Other income

Interest income is recognised on an accrual basis using the effective interest method by applying the rate that exactly discounts the estimated future cash receipts over the expected life of the financial instrument or a shorter period, when appropriate, to the net carrying amount of the financial asset.

Revenue recognition (applicable before 1 January 2018)

Revenue is recognised when it is probable that the economic benefits will flow to the Group and when the revenue can be measured reliably, on the following bases:

- (a) from the sale of goods, when the significant risks and rewards of ownership have been transferred to the buyer, provided that the Group maintains neither managerial involvement to the degree usually associated with ownership, nor effective control over the goods sold;
- (b) from the rendering of manufacturing services, when the underlying services have been rendered;
- (c) interest income, on an accrual basis using the effective interest method by applying the rate that exactly discounts the estimated future cash receipts over the expected life of the financial instrument to the net carrying amount of the financial asset; and

2.4 主要會計政策概要(續)

收入確認(自二零一八年一月一日起適用)
(續)

銷售貨品

銷售貨品的收入於資產的控制權已轉移至客戶(一般為交付貨品)時確認。

銷售物業

銷售物業的收入於購買者獲得實物所有權或已完工物業的法定所有權且本集團已獲得現時的付款請求權並很可能收回對價時確認。

其他收入

利息收入按累計基準使用實際利率法確認，透過採用將金融工具在預期可使用年期或較短期間(如適用)之估計未來現金收入準確貼現至金融資產之賬面淨值的比率予以確認。

收入確認(於二零一八年一月一日前適用)

如果經濟利益可能會流入本集團，而收入能夠根據下列基準可靠地計算，則確認收入：

- (a) 銷售貨品，當擁有權的重大風險及回報已轉予買方後確認入賬，惟本集團須不再參與一般與所有權有關的管理及並無維持所售出貨品的實際控制權；
- (b) 提供製造服務，於提供有關服務時確認；
- (c) 利息收入，按應計基準以實際利率法將金融工具在預計可用年期估計在日後收取的現金正確地貼現至金融資產賬面淨值的利率確認；及

NOTES TO FINANCIAL STATEMENTS

財務報表附註

31 December 2018 二零一八年十二月三十一日

2.4 SUMMARY OF SIGNIFICANT ACCOUNTING POLICIES (continued)

Revenue recognition (applicable before 1 January 2018) (continued)

- (d) rental income, on a time proportion basis over the lease terms.

Contract liabilities (applicable from 1 January 2018)

A contract liability is the obligation to transfer goods or services to a customer for which the Group has received a consideration (or an amount of consideration that is due) from the customer. If a customer pays the consideration before the Group transfers goods or services to the customer, a contract liability is recognised when the payment is made or the payment is due (whichever is earlier). Contract liabilities are recognised as revenue when the Group performs under the contract.

Employee benefits Pension schemes

The Group operates a defined contribution Mandatory Provident Fund retirement benefit scheme (the "MPF Scheme") under the Mandatory Provident Fund Schemes Ordinance for those employees who are eligible to participate in the MPF Scheme. Contributions are made based on a percentage of the employees' basic salaries and are charged to profit or loss as they become payable in accordance with the rules of the MPF Scheme. The assets of the MPF Scheme are held separately from those of the Group in an independently administered fund. The Group's employer contributions vest fully with the employees when contributed into the MPF Scheme.

The employees of the Group's subsidiaries which operate in Mainland China are required to participate in central pension schemes operated by the local municipal government. These subsidiaries are required to contribute certain percentages of their payroll costs to the central pension schemes. The contributions are charged to the statement of profit or loss as they become payable in accordance with the rules of the central pension schemes.

Other benefits

The Group contributes on a monthly basis to defined contribution housing, medical and other benefit plans organised by the PRC government. The PRC government undertakes to assume the benefit obligations of all existing and retired employees under these plans. Contributions to these plans by the Group are expensed as incurred. The Group has no further obligations for benefits for their qualified employees under these plans.

2.4 主要會計政策概要(續)

收入確認(自二零一八年一月一日前適用)(續)

- (d) 租金收入，於租賃年內按時間比例基準計算。

合約負債(自二零一八年一月一日起適用)

合約負債指本集團因已向客戶收取代價(或代價款項已到期)，而須向客戶轉讓貨品或服務的責任。倘客戶於本集團將貨品或服務轉讓予客戶前支付代價，則於作出付款或付款到期時(以較早者為準)確認合約負債。合約負債於本集團履行合約時確認為收入。

僱員福利 退休金計劃

本集團根據強制性公積金計劃條例為合資格參加定額供款強制性公積金退休福利計劃(「強積金計劃」)的僱員設立強積金計劃。供款乃根據僱員底薪的若干百分比釐定，並於其根據強積金計劃條例成為應付時在損益中扣除。強積金計劃的資產乃與本集團的資產分開，由一家獨立管理的基金持有。本集團的僱主供款於向強積金計劃供款後即全屬僱員所有。

本集團於中國大陸營運的附屬公司的僱員均須參與由當地市政府設立的中央退休福利計劃。該等附屬公司須向中央退休福利計劃作出佔其薪金成本若干比例的供款。供款於根據中央退休福利計劃的規則應付時自損益表中扣除。

其他福利

本集團每月向由中國政府管理的定額供款住房、醫療及其他福利計劃供款。中國政府保證承擔該等計劃下所有現職及退休僱員的福利責任。本集團對該等計劃的供款於產生時支銷。本集團就該等計劃對其合資格僱員並無其他福利方面的責任。

NOTES TO FINANCIAL STATEMENTS

財務報表附註

31 December 2018 二零一八年十二月三十一日

2.4 SUMMARY OF SIGNIFICANT ACCOUNTING

POLICIES (continued)

Borrowing costs

Borrowing costs directly attributable to the acquisition, construction or production of qualifying assets, i.e., assets that necessarily take a substantial period of time to get ready for their intended use or sale, are capitalised as part of the cost of those assets. The capitalisation of such borrowing costs ceases when the assets are substantially ready for their intended use or sale. Investment income earned on the temporary investment of specific borrowings pending their expenditure on qualifying assets is deducted from the borrowing costs capitalised. All other borrowing costs are expensed in the period in which they are incurred. Borrowing costs consist of interest and other costs that an entity incurs in connection with the borrowing of funds.

Foreign currencies

The Company incorporated in the Cayman Islands uses the Hong Kong dollar as its functional currency. The functional currency of the PRC subsidiaries is RMB. As the Group mainly operates in Mainland China, RMB is used as the presentation currency of the Group. Foreign currency transactions recorded by the entities in the Group are initially recorded using their respective functional currency rates prevailing at the end of the reporting period. Monetary assets and liabilities denominated in foreign currencies are translated at the functional currency rates of exchange ruling at the end of the reporting period. Differences arising on settlement or translation of monetary items are recognised in the statement of profit or loss.

Non-monetary items that are measured in terms of historical cost in a foreign currency are translated using the exchange rates at the dates of the initial transactions. Non-monetary items measured at fair value in a foreign currency are translated using the exchange rates at the date when the fair value was measured. The gain or loss arising on translation of a non-monetary item measured at fair value is treated in line with the recognition of the gain or loss on change in fair value of the item (i.e., translation difference on the item whose fair value gain or loss is recognised in other comprehensive income or profit or loss is also recognised in other comprehensive income or profit or loss, respectively).

2.4 主要會計政策概要(續)

借貸成本

收購、興建或生產合資格資產(即需要大量時間準備以作擬定用途或銷售的資產)應佔的直接借貸成本將會被撥充資本作為該等資產的部分成本。倘資產大致可作擬定用途或出售,則該等借貸成本將會停止撥充資本。特定借貸於撥作合資格資產的支出前用作短暫投資所賺取的投資收入,會從撥充資本的借貸成本中扣除。所有其他借貸成本均於產生期間支銷。借貸成本包括利息及實體因借入資金而產生的其他成本。

外幣

本公司於開曼群島註冊成立,港元為本公司的功能貨幣。中國附屬公司之功能貨幣為人民幣。由於本集團主要於中國內地進行業務,故人民幣為本集團呈列貨幣。本集團中實體的外幣交易初步按報告期末適用的功能貨幣匯率入賬。以外幣計值的貨幣性資產及負債乃按報告期末當日的功能貨幣匯率重新換算。因貨幣項目結算或匯兌產生的所有差異於損益表中確認。

根據外幣歷史成本計算的非貨幣項目按首次交易日期的匯率換算。按公平值入賬且以外幣計值的非貨幣性項目,按計量公平值當日的匯率換算。重新換算按公平值計量的非貨幣項目而產生的收益或虧損,按與確認該項目的公平值變動收益或虧損一致的方法處理(即公平值收益或虧損已於其他全面收益或損益確認的項目,其換算差額亦分別於其他全面收益或損益確認)。

NOTES TO FINANCIAL STATEMENTS

財務報表附註

31 December 2018 二零一八年十二月三十一日

2.4 SUMMARY OF SIGNIFICANT ACCOUNTING

POLICIES (continued)

Foreign currencies (continued)

The functional currencies of certain overseas subsidiaries and a joint venture are currencies other than the RMB. As at the end of the reporting period, the assets and liabilities of these entities are translated into the presentation currency of the Group at the exchange rates prevailing at the end of the reporting period and their statements of profit or loss are translated into RMB at the weighted average exchange rates for the year.

The resulting exchange differences are recognised in other comprehensive income and accumulated in the exchange fluctuation reserve. On disposal of a foreign operation, the component of other comprehensive income relating to that particular foreign operation is recognised in the statement of profit or loss.

Any goodwill arising on the acquisition of a foreign operation and any fair value adjustments to the carrying amounts of assets and liabilities arising on acquisition are treated as assets and liabilities of the foreign operation and translated at the closing rate.

For the purpose of the consolidated statement of cash flows, the cash flows of overseas subsidiaries are translated into RMB at the exchange rates ruling at the dates of the cash flows. Frequently recurring cash flows of overseas subsidiaries which arise throughout the year are translated into RMB at the weighted average exchange rates for the year.

2.4 主要會計政策概要(續)

外幣(續)

若干海外附屬公司及一間合營公司的功能貨幣並非人民幣。於報告期末，該等實體的資產及負債已按報告期末適用的匯率換算為本集團的呈列貨幣，其損益表已按年內加權平均匯率換算為人民幣。

由此產生的匯兌差額於其他全面收入確認及於外匯波動儲備累計。出售外國業務時，與該項特定外國業務有關的其他全面收入部分於損益表中確認。

任何由收購外國業務所產生的商譽與對由收購產生的資產及負債的賬面值做出的公平值調整視為外國業務的資產與負債，並以收盤匯率換算。

就編製綜合現金流量表而言，海外附屬公司的現金流量按現金流量產生當日的匯率換算為人民幣。海外附屬公司年內產生的經常性現金流量按年內的加權平均匯率換算為人民幣。

NOTES TO FINANCIAL STATEMENTS

財務報表附註

31 December 2018 二零一八年十二月三十一日

3. SIGNIFICANT ACCOUNTING JUDGEMENTS AND ESTIMATES

The preparation of the Group's financial statements requires management to make judgements, estimates and assumptions that affect the reported amounts of revenues, expenses, assets and liabilities, and their accompanying disclosures, and the disclosure of contingent liabilities. Uncertainty about these assumptions and estimates could result in outcomes that could require a material adjustment to the carrying amounts of the assets or liabilities affected in the future.

Judgements

In the process of applying the Group's accounting policies, management has made the following judgements, apart from those involving estimations, which have the most significant effect on the amounts recognised in the financial statements:

Withholding taxes arising from the distributions of dividends

The Group's determination as to whether to accrue for withholding taxes from the distribution of dividends from subsidiaries in Mainland China according to the relevant tax jurisdictions is subject to judgement on the timing and amount of the payment of the dividend. Withholding taxes are only provided for the profits of the subsidiaries in Mainland China which the Group considers probable to be distributed in the foreseeable future.

Classification between investment properties and owner-occupied properties

The Group determines whether a property qualifies as an investment property, and has developed criteria in making that judgement. Investment property is a property held to earn rentals or for capital appreciation or both. Therefore, the Group considers whether a property generates cash flows largely independently of the other assets held by the Group. Some properties comprise a portion that is held to earn rentals or for capital appreciation and another portion that is held for use in the production or supply of goods or services or for administrative purposes. If these portions could be sold separately or leased out separately under a finance lease, the Group accounts for the portions separately. If the portions could not be sold separately, the property is an investment property only if an insignificant portion is held for use in the production or supply of goods or services or for administrative purposes. Judgement is made on an individual property basis to determine whether ancillary services are so significant that a property does not qualify as an investment property.

3. 重要會計判斷及估計

編製本集團財務報表需要管理層作出判斷、估計及假設，此等判斷、估計及假設會影響收入、支出、資產及負債及其附帶披露的報告款項以及或然負債的披露。該等假設及估計的不確定性可能導致須對未來受影響的資產或負債賬面值作出重大調整。

判斷

於採用本集團的會計政策時，除牽涉估計外，管理層亦作出了以下對財務報表確認金額有最重大影響的判斷：

分派股息所產生之預扣稅

本集團在決定是否應根據有關稅務管轄權就中國內地附屬公司所分派的股息計提預扣稅，乃按支付股息時間及金額而作出判斷。本集團認為，倘若於可預見將來中國內地附屬公司的溢利不獲分派，則毋須計提預扣稅。

投資物業和自用物業的劃分

本集團判斷物業是否符合投資物業的條件，並已制定出此類判斷的標準。投資物業指為賺取租金或資本升值或同時為這兩個目的而持有的物業。憑此，本集團考慮一項物業產生的現金流是否大部分獨立於本集團持有的其他資產。有些物業的一部分是為賺取租金或資本升值而持有，而另一部分是為用於生產或提供商品或服務或行政用途而持有。如果這些部分可以分開出售（或按融資租賃分開出租），則本集團對這些部分分開進行會計處理。如果這些部分不能分開出售，則只有在為用於生產或提供商品或服務或行政用途而持有的部分不重大的情況下，該物業才是投資物業。判斷是對各單項物業作出，以確定配套服務是否如此重要而使物業不符合投資物業。

NOTES TO FINANCIAL STATEMENTS

財務報表附註

31 December 2018 二零一八年十二月三十一日

3. SIGNIFICANT ACCOUNTING JUDGEMENTS AND ESTIMATES (continued)

Estimation uncertainty

The key assumptions concerning the future and other key sources of estimation uncertainty at the end of the reporting period, that have a significant risk of causing a material adjustment to the carrying amounts of assets and liabilities within the next financial year, are described below.

Estimation of fair value of investment properties

In the absence of current prices in an active market for similar properties, the Group considers information from a variety of sources, including:

- (a) current prices in an active market for properties of a different nature, condition or location, adjusted to reflect those differences;
- (b) recent prices of similar properties on less active markets, with adjustments to reflect any changes in economic conditions since the date of the transactions that occurred at those prices; and
- (c) discounted cash flow projections based on reliable estimates of future cash flows, supported by the terms of any existing lease and other contracts and (when possible) by external evidence such as current market rents for similar properties in the same location and condition, and using discount rates that reflect current market assessments of the uncertainty in the amount and timing of the cash flows.

3. 重要會計判斷及估計 (續)

估計的不確定因素

涉及日後的主要假設及於報告期末估計不確定因素的其他主要來源(該等假設及不確定因素均存在導致下個財政年度的資產及負債的賬面值出現大幅調整的重大風險)闡述如下。

投資物業之公平值估計

倘缺乏同類物業於活躍市場之現有價格,則本集團會考慮從多個途徑所蒐集資料,包括:

- (a) 不同性質、狀況或地點之物業於活躍市場之現有價格(經調整以反映各項差異);
- (b) 活躍程度稍遜之市場所提供同類物業近期價格(經調整以反映自按該等價格進行交易當日以來經濟狀況之任何變動);及
- (c) 根據未來現金流量所作可靠估計預測之經貼現現金流量,此項預測以任何現有租約及其他合約之條款以及(在可行情況下)外來證據(如地點及狀況相同之類似物業現有市場租賃)為憑證,並採用可反映有關現金流量金額及時間不明朗因素當時市場評估之貼現率。

NOTES TO FINANCIAL STATEMENTS

財務報表附註

31 December 2018 二零一八年十二月三十一日

3. SIGNIFICANT ACCOUNTING JUDGEMENTS AND ESTIMATES (continued)

Estimation uncertainty (continued)

Impairment of non-financial assets (other than goodwill)

The Group assesses whether there are any indicators of impairment for all non-financial assets at the end of each reporting period. Non-financial assets are tested for impairment when there are indicators that the carrying amounts may not be recoverable. An impairment exists when the carrying value of an asset or a cash-generating unit exceeds its recoverable amount, which is the higher of its fair value less costs to sell and its value in use. The calculation of the fair value less costs to sell is based on available data from binding sales transactions in an arm's length transaction of similar assets or observable market prices less incremental costs for disposing of the asset. When value in use calculations are undertaken, management must estimate the expected future cash flows from the asset or cash-generating unit and choose a suitable discount rate in order to calculate the present value of those cash flows.

Useful lives and residual values of property, plant and equipment

In determining the useful lives and residual values of items of property, plant and equipment, the Group has to consider various factors, such as technical or commercial obsolescence arising from changes or improvements in production, or from a change in the market demand for the product or service output of the asset, expected usage of the asset, expected physical wear and tear, the care and maintenance of the asset, and legal or similar limits on the use of the asset. The estimation of the useful life of the asset is based on the experience of the Group with similar assets that are used in a similar way. Additional depreciation is made if the estimated useful lives and/or the residual values of items of property, plant and equipment are different from the previous estimation. Useful lives and residual values are reviewed at each financial year end date based on changes in circumstances.

3. 重要會計判斷及估計 (續)

估計的不確定因素 (續)

非金融資產減值 (商譽除外)

本集團於各報告期末評估是否有任何跡象顯示所有非金融資產減值。非金融資產於有跡象顯示可能無法收回賬面值時進行減值測試。當資產或現金產生單位的賬面值超出其可收回金額 (即其公平值減出售成本及其使用價值之間較高者) 時，則出現減值。公平值減出售成本乃以同類資產公平交易的約束性銷售交易公開數據或可觀察市場價格減出售該資產的增量成本為基準計算。當進行使用價值計算時，管理層必須估計資產或現金產生單位的預期未來現金流量及選擇合適的貼現率以計算該等現金流量的現值。

物業、廠房及設備的可使用年期及餘值

於釐定物業、廠房及設備的可使用年期及餘值時，本集團須考慮各項因素，包括因生產改變或改進引致技術或商業過時、或因對資產的產品或服務輸出的市場需求改變、資產的預期使用情況、預期物理耗損、資產的維修保養及資產的使用受法律或其他類似限制。資產可使用年期的估計是本集團根據以往對用途相若的類似資產的經驗得出。倘物業、廠房及設備項目的估計可使用年期及／或餘值與以往的估計有差異，將計提額外折舊。可使用年期及餘值於每個財政年度年結日根據環境轉變作出檢討。

NOTES TO FINANCIAL STATEMENTS

財務報表附註

31 December 2018 二零一八年十二月三十一日

3. SIGNIFICANT ACCOUNTING JUDGEMENTS AND ESTIMATES (continued)

Estimation uncertainty (continued)

Deferred tax assets

Deferred tax assets are recognised for all unused tax losses to the extent that it is probable that future taxable profits will be available against which the unused tax losses can be utilised, based on all available evidence. Recognition primarily involves significant management's judgements regarding the future performance of a particular legal entity or tax group in which the deferred tax asset has been recognised. A variety of other factors are also evaluated in considering whether there is convincing evidence that it is probable that some portions or all of the deferred tax assets will ultimately be realised, such as the existence of taxable temporary differences, tax planning strategies and the periods in which estimated tax losses can be utilised. The carrying amounts of the deferred tax assets and related financial models and budgets are reviewed at the end of the reporting period and to the extent that there is insufficient convincing evidence that sufficient taxable profits will be available within the utilisation periods to allow the utilisation of the carryforward of tax losses, and that the asset balance will be reduced and charged to profit or loss.

Write-down of inventories to net realisable value

Write-down of inventories to net realisable value is made based on the estimated net realisable value of inventories. The assessment of the write-down requires involves management's judgement and estimates. Where the actual outcome or expectation in future is different from the original estimate, such differences will have an impact on the carrying amounts of inventories and the write-down/write-back of inventories in the period in which such estimate has been changed.

3. 重要會計判斷及估計 (續)

估計的不確定因素 (續)

遞延稅項資產

所有未動用稅項虧損可確認為遞延稅項資產，惟以根據所有可得的證據，有足夠未來應課稅溢利可動用未動用稅項虧損為限。遞延稅項資產的確認主要涉及有關法定實體或稅務申報相聯實體的未來表現，由管理層作出重大判斷。其他不同因素亦予以評估，以考慮是否有有力的憑證證明部分或全部遞延稅項資產最終有可能會變現，例如存在應課稅暫時性差異、稅務規劃策略及可動用估計稅項虧損的期間。遞延稅項資產的賬面值及有關財務模式與預算會於報告期末檢討，若無足夠有力的憑證證明在可動用期內有足夠應課稅溢利以扣減結轉稅項虧損，屆時將調低資產餘值，並記入損益中。

撇減存貨至可變現淨值

撇減存貨至可變現淨值乃基於該存貨的估計可變現淨值作出。該撇減的評估須涉及管理層判斷及估計。倘實際結果或未來的預期不同於原定估計，則該等差額將於該估計已變更期間內影響該存貨的賬面值及撇減／撥回存貨。

NOTES TO FINANCIAL STATEMENTS

財務報表附註

31 December 2018 二零一八年十二月三十一日

3. SIGNIFICANT ACCOUNTING JUDGEMENTS AND ESTIMATES (continued)

Estimation uncertainty (continued)

Provision for expected credit losses on trade receivables

The Group uses a provision matrix to calculate ECLs for trade receivables. The provision rates are based on days past due for groupings of various customer segments that have similar loss patterns (i.e., by geography, product type, customer type, and coverage by credit insurance).

The provision matrix is initially based on the Group's historical observed default rates. The Group will calibrate the matrix to adjust the historical credit loss experience with forward-looking information. For instance, if forecast economic conditions (i.e., gross domestic products) are expected to deteriorate over the next year which can lead to an increased number of defaults in the manufacturing sector, the historical default rates are adjusted. At each reporting date, the historical observed default rates are updated and changes in the forward-looking estimates are analysed.

The assessment of the correlation among historical observed default rates, forecast economic conditions and ECLs is a significant estimate. The amount of ECLs is sensitive to changes in circumstances and forecast economic conditions. The Group's historical credit loss experience and forecast of economic conditions may also not be representative of customers' actual default in the future. The information about the ECLs on the Group's trade receivables is disclosed in note 23 to the financial statements.

3. 重要會計判斷及估計 (續)

估計的不確定因素 (續)

貿易應收賬款預期信貸虧損撥備

本集團使用撥備矩陣以計算貿易應收賬款的預期信貸虧損。撥備率按具有類似虧損型態的不同客戶分類組別 (即透過地區、產品類型、客戶類型及信貸保險涵蓋範圍劃分) 之逾期日數計算。

撥備矩陣最初基於本集團的過往觀察違約率。本集團將通過就前瞻性資料對歷史信貸虧損經驗作出調整，調校有關矩陣。例如，倘預測經濟狀況 (如國內生產總值) 將在未來一年惡化，這可能導致製造業違約數量增加，故對歷史違約率作出調整。於各報告日期，會對過往觀察所得違約率進行更新，並對前瞻性估計的變動作出分析。

對過往觀察所得違約率、預測經濟狀況及預期信貸虧損之間的相關性評估乃為一項重要估計。預期信貸虧損的金額對環境及預測經濟狀況的變化很敏感。本集團的歷史信貸虧損經驗及對經濟狀況的預測亦未必代表客戶於未來的實際違約情況。有關本集團貿易應收賬款之預期信貸虧損資料於財務報表附註23披露。

NOTES TO FINANCIAL STATEMENTS

財務報表附註

31 December 2018 二零一八年十二月三十一日

4. OPERATING SEGMENT INFORMATION

For management purposes, the Group is organised into business units based on their products and services and has two reportable operating segments as follows:

- (a) the steel pipes segment engages in the manufacture and sale of welded steel pipes and the provision of related manufacturing services; and
- (b) the property development and investment segment engages in development of properties for sale and property investment for its rental income potential.

Management monitors the results of the Group's operating segments separately for the purpose of making decisions about resource allocation and performance assessment. Segment performance is evaluated based on reportable segment profit/loss, which is a measure of adjusted profit/loss before tax. The adjusted profit/loss before tax is measured consistently with the Group's profit/loss before tax except that head office and corporate expenses are excluded from such measurement.

Segment assets exclude unallocated head office and corporate assets as these assets are managed on a group basis.

Segment liabilities exclude unallocated head office and corporate liabilities as these liabilities are managed on a group basis.

Intersegment sales and transfers are transacted with reference to the selling prices used for sales made to third parties at the then prevailing market prices.

4. 營運分部資料

就管理而言，本集團按其產品及服務劃分為多個業務單位，並擁有兩個可報告營運分部，載列如下：

- (a) 鋼管分部從事製造及銷售焊接鋼管及提供相關製造服務；及
- (b) 物業開發及投資分部從事發展待售物業及就潛在物業租金收入進行物業投資。

管理層獨立監察本集團各營運分部的業績，以就資源分配及表現評估作出決定。分部表現乃根據可報告分部的溢利／虧損進行評估，而此乃經調整稅前溢利／虧損之計量。經調整稅前溢利／虧損乃一貫以本集團的稅前溢利／虧損計量，惟當中並無計及總部及公司的開支。

分部資產不包括未分配總部及公司資產（因該等資產按集團基準管理）。

分部負債不包括未分配總部及公司負債（因該等負債按集團基準管理）。

分部間之銷售及轉撥乃參考用作銷售予第三方的售價，按當時市價進行交易。

NOTES TO FINANCIAL STATEMENTS

財務報表附註

31 December 2018 二零一八年十二月三十一日

4. OPERATING SEGMENT INFORMATION

(continued)

Year ended 31 December 2018

4. 營運分部資料(續)

截至二零一八年十二月三十一日止年度

		Steel pipes 鋼管 RMB'000 人民幣千元	Property development and investment 物業開發 與投資 RMB'000 人民幣千元	Total 總計 RMB'000 人民幣千元
Segment revenue (note 5):	分部收入(附註5):			
Sales to external customers	向外部客戶銷售	1,071,126	549,330	1,620,456
Segment results:	分部業績:	(450,924)	13,489	(437,435)
<u>Reconciliation:</u>	<u>對賬:</u>			
Corporate and other unallocated expenses	公司及其他未分配開支			(77,717)
Finance costs	融資成本			(97,206)
Loss before tax	除稅前虧損			(612,358)
Segment assets:	分部資產:	2,130,145	3,907,034	6,037,179
<u>Reconciliation:</u>	<u>對賬:</u>			
Elimination of intersegment receivables	抵銷分部間應收款項			1,808,722
Corporate and other unallocated assets	公司及其他未分配資產			2,162,392
Total assets	總資產			10,008,293
Segment liabilities:	分部負債:	3,556,466	3,482,512	7,038,978
<u>Reconciliation:</u>	<u>對賬:</u>			
Elimination of intersegment payables	抵銷分部間應付款項			1,808,722
Corporate and other unallocated liabilities	公司及其他未分配負債			930,320
Total liabilities	總負債			9,778,020
Other segment information:	其他分部資料:			
Share of loss of a joint venture	應佔一間合營公司虧損	(2,724)	-	(2,724)
Impairment losses recognised in the statement of profit or loss	於損益表確認之減值虧損	(7,053)	-	(7,053)
Depreciation and amortisation	折舊及攤銷	(165,464)	(349)	(165,813)
Investment in a joint venture	於一間合營公司之投資	31,832	-	31,832
Capital expenditure*	資本開支*	22,430	41	22,471

NOTES TO FINANCIAL STATEMENTS

財務報表附註

31 December 2018 二零一八年十二月三十一日

4. OPERATING SEGMENT INFORMATION

(continued)

Year ended 31 December 2017

4. 營運分部資料(續)

截至二零一七年十二月三十一日止年度

		Steel pipes 鋼管 RMB'000 人民幣千元	Property development and investment 物業開發 與投資 RMB'000 人民幣千元	Total 總計 RMB'000 人民幣千元
Segment revenue:	分部收入:			
Sales to external customers	向外部客戶銷售	873,293	–	873,293
Segment results:	分部業績:	(696,862)	(66,273)	(763,135)
Reconciliation:	對賬:			
Corporate and other unallocated expenses	公司及其他未分配開支			(48,227)
Finance costs	融資成本			(77,001)
Loss before tax	除稅前虧損			(888,363)
Segment assets:	分部資產:	2,280,918	3,967,474	6,248,392
Reconciliation:	對賬:			
Elimination of intersegment receivables	抵銷分部間應收款項			1,508,800
Corporate and other unallocated assets	公司及其他未分配資產			2,395,904
Total assets	總資產			10,153,096
Segment liabilities:	分部負債:	3,483,172	3,308,419	6,791,591
Reconciliation:	對賬:			
Elimination of intersegment payables	抵銷分部間應付款項			1,508,800
Corporate and other unallocated liabilities	公司及其他未分配負債			1,006,640
Total liabilities	總負債			9,307,031
Other segment information:	其他分部資料:			
Share of loss of a joint venture	應佔一間合營公司虧損	(2,779)	–	(2,779)
Impairment losses recognised in the statement of profit or loss	於損益表確認之減值虧損	(31,265)	–	(31,265)
Impairment losses reversed in the statement of profit or loss	於損益表撥回之減值虧損	4,530	–	4,530
Depreciation and amortisation	折舊及攤銷	(169,093)	(408)	(169,501)
Investment in a joint venture	於一間合營公司之投資	34,556	–	34,556
Capital expenditure*	資本開支*	34,116	140	34,256

* Capital expenditure consists of additions to property, plant and equipment.

* 資本開支包括添置物業、廠房及設備。

NOTES TO FINANCIAL STATEMENTS

財務報表附註

31 December 2018 二零一八年十二月三十一日

4. OPERATING SEGMENT INFORMATION

(continued)

Information about steel pipe products and services and property development

The revenue from the major products and services is analysed as follows:

		2018 二零一八年 RMB'000 人民幣千元	2017 二零一七年 RMB'000 人民幣千元
Manufacture and sale of steel pipes:	製造及銷售鋼管：		
LSAW steel pipes	直縫埋弧焊管	591,276	512,343
SSAW steel pipes	螺旋焊管	120,779	37,370
ERW steel pipes	電阻焊管	30,576	129,924
Steel pipe manufacturing services:	鋼管製造服務：		
LSAW steel pipes	直縫埋弧焊管	195,682	47,165
SSAW steel pipes	螺旋焊管	72,786	24,190
ERW steel pipes	電阻焊管	897	1,286
Others*	其他*	59,130	121,015
		1,071,126	873,293
Sales of properties	銷售物業	549,330	—
		1,620,456	873,293

* Others mainly include the manufacture and sale of steel fittings, screw-thread steels and scrap materials, and the trading of equipment and steel plates.

4. 營運分部資料(續)

鋼管產品及服務以及物業開發資料

主要產品及服務的收入分析如下：

		2018 二零一八年 RMB'000 人民幣千元	2017 二零一七年 RMB'000 人民幣千元
Manufacture and sale of steel pipes:	製造及銷售鋼管：		
LSAW steel pipes	直縫埋弧焊管	591,276	512,343
SSAW steel pipes	螺旋焊管	120,779	37,370
ERW steel pipes	電阻焊管	30,576	129,924
Steel pipe manufacturing services:	鋼管製造服務：		
LSAW steel pipes	直縫埋弧焊管	195,682	47,165
SSAW steel pipes	螺旋焊管	72,786	24,190
ERW steel pipes	電阻焊管	897	1,286
Others*	其他*	59,130	121,015
		1,071,126	873,293
Sales of properties	銷售物業	549,330	—
		1,620,456	873,293

* 其他主要包括製造及銷售鋼質管件、螺紋鋼材及廢料，以及買賣設備和鋼板。

NOTES TO FINANCIAL STATEMENTS

財務報表附註

31 December 2018 二零一八年十二月三十一日

4. OPERATING SEGMENT INFORMATION

(continued)

Geographical information

(a) The revenue information based on the locations of the customers is as follows:

		2018 二零一八年 RMB'000 人民幣千元	2017 二零一七年 RMB'000 人民幣千元
Sales to external customers:	向外部客戶銷售：		
Mainland China	中國內地	1,353,922	467,733
America	美洲	–	44,932
European Union	歐洲聯盟	2,026	536
Middle East	中東	81,421	7,396
Africa	非洲	–	114,951
Other Asian countries	其他亞洲國家	166,404	160,652
Oceania	大洋洲	16,683	77,093
		1,620,456	873,293

(b) Over 90% of the Group's assets and capital expenditure are located in Mainland China.

Information about major customers

No revenue generated from a single customer amounted to 10% or more of total revenue of the Group for the year.

Revenue from each major customer which accounted for 10% or more of the Group's revenue for 2017 is set out below:

		2017 二零一七年 RMB'000 人民幣千元
Customer A	客戶A	97,986
Customer B	客戶B	90,866

4. 營運分部資料(續)

地區資料

(a) 收入資料按客戶所在地區劃分如下：

	2018 二零一八年 RMB'000 人民幣千元	2017 二零一七年 RMB'000 人民幣千元
Sales to external customers:		
Mainland China	1,353,922	467,733
America	–	44,932
European Union	2,026	536
Middle East	81,421	7,396
Africa	–	114,951
Other Asian countries	166,404	160,652
Oceania	16,683	77,093
	1,620,456	873,293

(b) 本集團的資產及資本開支逾90%位於中國內地。

主要客戶資料

年內概無來自單一客戶的收入佔本集團總收入10%或以上。

於二零一七年來自佔本集團收入10%或以上之各主要客戶之收入載列如下：

		2017 二零一七年 RMB'000 人民幣千元
Customer A	客戶A	97,986
Customer B	客戶B	90,866

NOTES TO FINANCIAL STATEMENTS

財務報表附註

31 December 2018 二零一八年十二月三十一日

5. REVENUE, OTHER INCOME AND GAINS

Revenue represents the invoiced value of goods sold and services rendered, net of value-added tax (“VAT”) and other sales taxes, after allowances for returns and discounts during the year.

An analysis of the Group’s revenue, other income and gains is as follows:

5. 收入、其他收入及收益

收入，指年內已售貨品和所提供服務的發票價值，扣除增值稅（「增值稅」）及其他銷售稅，並已計入退貨及折扣撥備。

本集團的收入、其他收入及收益分析如下：

		2018 二零一八年 RMB'000 人民幣千元	2017 二零一七年 RMB'000 人民幣千元
Revenue from contracts with customers	來自客戶合約之收入		
Manufacture and sale of seam welded steel pipes and the provision of related manufacturing services	製造及銷售有縫焊接鋼管及提供相關製造服務	1,071,126	873,293
Sale of properties	出售物業	549,330	-
		1,620,456	873,293
Other income and gains	其他收入及收益		
Bank interest income	銀行利息收入	26,812	38,792
Subsidy income from the PRC government (note 32)*	中國政府的補貼收入（附註32）*	46,534	26,914
Compensation	補償	79	67,077
Gain on disposal of items of property, plant and equipment and prepaid land lease payments	出售物業、廠房及設備項目及預付土地租金收益	-	5,879
Others	其他	8,154	1,891
		81,579	140,553

* The subsidy income represents subsidies granted by the local finance bureaus to PCKSP (Lianyungang), PCKSP, PCKSP (Zhuhai), and Kaidi as awards for their products. There are no unfulfilled conditions or contingencies relating to such subsidies.

* 補貼收入乃地方財政局授予番禺珠江鋼管（連雲港）、番禺珠江鋼管、番禺珠江鋼管（珠海）及凱帝的補貼，作為其產品獎勵。該等補貼沒有未達成的條件或任何有關連的或然事項。

NOTES TO FINANCIAL STATEMENTS

財務報表附註

31 December 2018 二零一八年十二月三十一日

5. REVENUE, OTHER INCOME AND GAINS

(continued)

Revenue from contracts with customers

(i) *Disaggregated revenue information*

Year ended 31 December 2018

5. 收入、其他收入及收益(續)

來自客戶合約之收入

(i) *分類收入資料*

截至二零一八年十二月三十一日止年度

		Steel pipes 鋼管 RMB'000 人民幣千元	Property development and investment 物業開發與投資 RMB'000 人民幣千元	Total 總額 RMB'000 人民幣千元
Sales of goods/properties	銷售商品/物業	1,071,126	549,330	1,620,456
Geographical markets	地區市場			
Mainland China	中國內地	804,592	549,330	1,353,922
European Union	歐洲聯盟	2,026	—	2,026
Middle East	中東	81,421	—	81,421
Other Asian countries	其他亞洲國家	166,404	—	166,404
Oceania	大洋洲	16,683	—	16,683
Total revenue from contracts with customers	來自客戶合約之總收入	1,071,126	549,330	1,620,456
Timing of revenue recognition	收入確認時間			
Goods/properties transferred at a point in time with customers	商品/物業於某一時間點轉予客戶	1,071,126	549,330	1,620,456

The following table shows the amounts of revenue recognised in the current reporting period that were included in the contract liabilities at the beginning of the reporting period and recognised from performance obligations satisfied in previous periods:

下表列示於本報告期已確認收入中計入於報告期初合約負債及就於過往期間已達成履約責任確認之金額：

		2018 二零一八年 RMB'000 人民幣千元
Revenue recognised that was included in contract liabilities at the beginning of the reporting period:	計入於報告期初合約負債之已確認收入：	
Sale of steel pipes	鋼管銷售	275,402
Sale of properties	物業銷售	507,700
		783,102

NOTES TO FINANCIAL STATEMENTS

財務報表附註

31 December 2018 二零一八年十二月三十一日

5. REVENUE, OTHER INCOME AND GAINS

(continued)

Revenue from contracts with customers (continued)

(ii) Performance obligations

Information about the Group's performance obligations is summarised below:

Sale of steel pipes

The performance obligation is satisfied upon delivery of the goods and payment is generally due within one year from the invoice date, except for new customers, where payment in advance is normally required.

Sale of properties

The performance obligation is satisfied upon the physical possession or when the legal title of the completed property is obtained by the purchasers.

6. OTHER EXPENSES

Loss on disposal of subsidiaries	出售附屬公司之虧損	36	25,865	–
Loss on deregister of subsidiaries	附屬公司注銷登記之虧損		14,008	–
Loss on disposal of property, plant and equipment	出售物業、廠房及設備之虧損		19,533	–
Compensation	賠償		23,386	576
Impairment of trade receivables	貿易應收賬款減值	23	2,450	1,721
Impairment/(reversal of impairment) of prepayments and other receivables	預付款項及其他應收款項減值／(減值撥回)	24	4,603	(12)
Write-down of inventories to net realisable value	撇減存貨至可變現淨值		–	7,020
Others	其他		3,587	3,568
			93,432	12,873

5. 收入、其他收入及收益(續)

來自客戶合約之收入(續)

(ii) 履約責任

有關本集團履約責任之資料概述如下：

鋼管銷售

履約責任乃於交付商品時達成及付款通常於發票日期起計一年內到期，惟新客戶通常須提前付款。

物業銷售

履約責任乃於買方實物管有已完工物業或當獲得已完工物業之法定業權時達成。

6. 其他費用

Notes 附註	2018 二零一八年 RMB'000 人民幣千元	2017 二零一七年 RMB'000 人民幣千元
	25,865	–
	14,008	–
	19,533	–
	23,386	576
23	2,450	1,721
24	4,603	(12)
	–	7,020
	3,587	3,568
	93,432	12,873

NOTES TO FINANCIAL STATEMENTS

財務報表附註

31 December 2018 二零一八年十二月三十一日

7. LOSS BEFORE TAX

The Group's loss before tax is arrived at after charging/
(crediting):

7. 除稅前虧損

本集團的除稅前虧損乃經扣除／(計入)：

			2018	2017
			二零一八年	二零一七年
		Notes	RMB'000	RMB'000
		附註	人民幣千元	人民幣千元
Cost of inventories sold	已售存貨成本		730,714	542,921
Cost of properties sold	已售物業成本		479,797	-
Depreciation	折舊	13	140,406	143,045
Share of loss of a joint venture	應佔一間合營公司虧損		2,724	2,779
Amortisation of prepaid land lease payments	預付土地租金攤銷			
Minimum lease payments under operating leases	經營租賃最低租金付款	18	25,407	26,456
Auditor's remuneration	核數師酬金		10,458	9,613
Exchange (gain)/loss, net	匯兌(收益)／虧損·淨額		2,460	3,489
Fair value gain on an investment property	投資物業公平值收益	16	(16,241)	44,121
Fair value loss on a derivative financial instrument	衍生金融工具之公平值虧損		(21,779)	-
Employee benefit expenses (including directors' remuneration (note 9)):	僱員福利開支(包括董事薪酬(附註9)):	33	22,984	-
Wages and salaries	工資及薪金		140,257	156,789
Retirement benefit scheme contributions	退休福利計劃供款		15,095	21,219
Impairment of trade receivables*	貿易應收賬款減值*	23	2,450	1,721
Impairment/(reversal of impairment) of deposits and other receivables*	按金及其他應收款項減值／(撥回減值)*	24	4,603	(12)
Write-down of inventories to net realisable value*	撇減存貨至可變現淨值*		-	7,020
Impairment of property, plant and equipment	物業、廠房及設備減值	13	-	18,006
Bank interest income	銀行利息收入	5	(26,812)	(38,792)
Research and development costs	研發成本		38,718	72,363

* Included in "Other expenses" in the consolidated statement of profit or loss.

* 計入綜合損益表內「其他費用」。

NOTES TO FINANCIAL STATEMENTS

財務報表附註

31 December 2018 二零一八年十二月三十一日

8. FINANCE COSTS

An analysis of finance costs is as follows:

		2018 二零一八年 RMB'000 人民幣千元	2017 二零一七年 RMB'000 人民幣千元
Interest on bank and other borrowings (including bonds and notes)	銀行及其他借貸利息 (包括債券及票據)	462,155	470,153
Interest on finance leases	融資租賃利息	4,344	11,754
Interest on discounted bills	已貼現票據利息	9,868	8,717
Total interest expense on financial liabilities not at fair value through profit or loss	並非按公平值計入損益之金融負債 所涉及利息開支總額	476,367	490,624
Less: Interest capitalised	減：資本化利息	(101,899)	(64,338)
		374,468	426,286

9. DIRECTORS' REMUNERATION

Details of directors' remuneration for the year, disclosed pursuant to the Listing Rules, section 383(1)(a),(b),(c) and (f) of the Hong Kong Companies Ordinance and Part 2 of the Companies (Disclosure of Information about Benefits of Directors) Regulation, are as follows:

		2018 二零一八年 RMB'000 人民幣千元	2017 二零一七年 RMB'000 人民幣千元
Fees	袍金	589	587
Other emoluments:	其他酬金：		
Salaries, allowances and benefits in kind	薪金、津貼及實物福利	3,861	3,706
Retirement benefit scheme contributions	退休福利計劃供款	65	65
		3,926	3,771
		4,515	4,358

8. 融資成本

融資成本分析如下：

9. 董事薪酬

年內，董事薪酬之詳情根據上市規則、香港公司條例第383(1)(a)、(b)、(c)及(f)條及公司(披露董事利益資料)規例第2部披露如下：

NOTES TO FINANCIAL STATEMENTS

財務報表附註

31 December 2018 二零一八年十二月三十一日

9. DIRECTORS' REMUNERATION (continued)

(a) Independent non-executive directors

The fees paid to independent non-executive directors during the year were as follows:

		2018 二零一八年 RMB'000 人民幣千元	2017 二零一七年 RMB'000 人民幣千元
Mr. Chen Ping	陳平先生	198	198
Mr. See Tak Wah	施德華先生	193	191
Mr. Tian Xiao Ren	田曉韜先生	198	198
		589	587

There were no other emoluments payable to the independent non-executive directors during the year (2017: Nil).

於年內，概無應付予獨立非執行董事的其他酬金(二零一七年：無)。

(b) Executive directors

(b) 執行董事

		Fees	Salaries, allowances and benefits in kind	Retirement benefit scheme contributions	Total remuneration
		袍金 RMB'000 人民幣千元	薪金、津貼及 實物福利 RMB'000 人民幣千元	退休福利計劃 供款 RMB'000 人民幣千元	薪酬總計 RMB'000 人民幣千元
Year ended 31 December 2018	截至二零一八年 十二月三十一日止年度				
Executive directors:	執行董事：				
Mr. Chen Chang	陳昌先生	-	1,892	-	1,892
Ms. Chen Zhao Nian	陳兆年女士	-	990	31	1,021
Ms. Chen Zhao Hua	陳兆華女士	-	979	34	1,013
		-	3,861	65	3,926
Year ended 31 December 2017	截至二零一七年 十二月三十一日止年度				
Executive directors:	執行董事：				
Mr. Chen Chang	陳昌先生	-	1,842	-	1,842
Ms. Chen Zhao Nian	陳兆年女士	-	935	32	967
Ms. Chen Zhao Hua	陳兆華女士	-	929	33	962
		-	3,706	65	3,771

There was no arrangement under which a director waived or agreed to waive any remuneration during the year.

於年內並無任何董事放棄或同意放棄任何薪酬的安排。

NOTES TO FINANCIAL STATEMENTS

財務報表附註

31 December 2018 二零一八年十二月三十一日

10. FIVE HIGHEST PAID EMPLOYEES

The five highest paid employees of the Group during the year are analysed as follows:

		Number of employees 僱員數目	
		2018 二零一八年	2017 二零一七年
Directors	董事	3	3
Non-director highest paid employees	非董事最高薪僱員	2	2
		5	5

Details of the remuneration of the above directors are set out in note 9 above. Details of the remuneration of the above non-director highest paid employees during the year are as follows:

		2018 二零一八年 RMB'000 人民幣千元	2017 二零一七年 RMB'000 人民幣千元
Salaries, allowances and benefits in kind	薪金、津貼及實物福利	1,513	1,420
Retirement benefit scheme contributions	退休福利計劃供款	34	34
		1,547	1,454

The number of these non-director highest paid employees whose remuneration fell within the following band is as follows:

		Number of employees 僱員數目	
		2018 二零一八年	2017 二零一七年
Nil to HK\$1,000,000	零至1,000,000港元	2	2
		2	2

During the year, no remuneration was paid by the Group to the directors or any of the five highest paid employees as an inducement to join or upon joining the Group or as compensation for loss of office.

10. 五名最高薪僱員

本集團於年內的五名最高薪僱員乃分析如下：

		Number of employees 僱員數目	
		2018 二零一八年	2017 二零一七年
Directors	董事	3	3
Non-director highest paid employees	非董事最高薪僱員	2	2
		5	5

上述董事之薪酬詳情載列於上文附註9。上述非董事最高薪僱員於年內的薪酬詳情如下：

		2018 二零一八年 RMB'000 人民幣千元	2017 二零一七年 RMB'000 人民幣千元
Salaries, allowances and benefits in kind	薪金、津貼及實物福利	1,513	1,420
Retirement benefit scheme contributions	退休福利計劃供款	34	34
		1,547	1,454

下列薪酬範圍的非董事最高薪僱員人數如下：

		Number of employees 僱員數目	
		2018 二零一八年	2017 二零一七年
Nil to HK\$1,000,000	零至1,000,000港元	2	2
		2	2

於年內，本集團概無向該等董事或五名最高薪僱員任何一名支付任何酬金作為吸引加入本集團或加入本集團的獎勵或離職的補償。

NOTES TO FINANCIAL STATEMENTS

財務報表附註

31 December 2018 二零一八年十二月三十一日

10. FIVE HIGHEST PAID EMPLOYEES (continued)

Other than the directors and the five highest paid employees, the number of members of senior management whose remuneration fell within the following band is as follows:

		Number of employee 僱員數目	
		2018 二零一八年	2017 二零一七年
HK\$400,001 to HK\$600,000	400,001港元至600,000港元	1	1
		1	1

11. INCOME TAX

The Group is subject to income tax on an entity basis on profits arising in or derived from the jurisdictions in which members of the Group are domiciled and operate.

The Company, which was incorporated in the Cayman Islands, is not subject to income tax.

Lessonstart Enterprises Limited (“Lessonstart”) and Lucknow Consultants Limited (“Lucknow”), which were incorporated in the British Virgin Islands, are not subject to income tax.

Crown Central Holdings Limited (“Crown Central”), Chu Kong Steel Pipe Group Co., Ltd. (“CKSPG”) and View Sharp International Limited (“View Sharp”), which were incorporated in Hong Kong, were subject to profits tax at the rate of 16.5% on the estimated assessable profits arising in Hong Kong during the year.

No provision for Hong Kong profits tax has been made as the Group had no assessable profits derived from or earned in Hong Kong during the year.

10. 五名最高薪僱員 (續)

除董事及五名最高薪僱員外，屬下列薪酬範圍的高級管理層成員人數如下：

11. 所得稅

本集團須就本集團成員公司所處及經營的司法權區所產生或賺取的溢利，按實體基準繳納所得稅。

本公司於開曼群島註冊成立，毋須繳納所得稅。

利事達集團有限公司（「利事達」）及 Lucknow Consultants Limited（「Lucknow」）於英屬處女群島註冊成立，毋須繳納所得稅。

光中集團有限公司（「光中」）、珠江鋼管集團有限公司（「珠江鋼管集團」）及景鋒國際有限公司（「景鋒」）（均在香港註冊成立）於年內在香港產生的估計應課稅溢利須按16.5%的稅率繳納利得稅。

由於本集團於年內並無在香港產生或賺取任何應課稅溢利，故此並無作出香港利得稅撥備。

NOTES TO FINANCIAL STATEMENTS

財務報表附註

31 December 2018 二零一八年十二月三十一日

11. INCOME TAX (continued)

PCK Steel Middle East FZE (“PCK(UAE)”), which was incorporated in Dubai, the United Arab Emirates on 20 May 2013, is exempted from corporate income tax for the years from 2013 to 2028 according to the preferential corporate tax policy in Jebel Ali Free Zone in the United Arab Emirates.

Panyu Chu Kong Steel Pipe Co., Ltd. (“PCKSP”), as a High and New Technology Enterprise (“HNTE”) qualified on 16 December 2008 and renewed in 2011, 2014 and 2017, is entitled to a reduced tax rate of 15% from 1 January 2017 to 31 December 2019. Panyu Chu Kong Steel Pipe (Zhuhai) Co., Ltd. (“PCKSP (Zhuhai)”), as a HNTE qualified on 30 September 2015 and renewed in 2018, is entitled to a reduced tax rate of 15% from 1 January 2018 to 31 December 2020.

Zhuhai Zhugang Wharf Co. Ltd. (“Zhugang Wharf”) and Zhuhai Zhonghai Xin Building Materials Industry and Trade Co., Ltd. (“Zhonghai Xin”) meet the requirements of tax privileges for small enterprises and were entitled to a reduced tax rate of 10%.

Pursuant to the PRC Income Tax Law and the respective regulations, except for certain preferential tax treatments available to PCKSP, PCKSP(Zhuhai), Pabo Detection and Zhugang Wharf, the companies of the Group which operate in Mainland China were subject to Corporate Income Tax (“CIT”) at a rate of 25% on their respective taxable income for the year ended 31 December 2018.

Taxes on profits assessable in Mainland China have been calculated at the prevailing tax rates, based on existing legislation, interpretations and practices in respect thereof.

11. 所得稅 (續)

PCK Steel Middle East FZE (“PCK(UAE)”)，二零一三年五月二十日於阿拉伯聯合酋長國杜拜註冊成立，根據阿拉伯聯合酋長國杰貝阿里自由貿易區(Jebel Ali Free Zone)之優惠企業稅率政策，PCK(UAE)於二零一三年至二零二八年獲豁免繳納企業所得稅。

番禺珠江鋼管有限公司(「番禺珠江鋼管」)於二零零八年十二月十六日獲評為高新技術企業(「高新技術企業」)，並於二零一一年、二零一四年及二零一七年獲延續有關資格，由二零一七年一月一日至二零一九年十二月三十一日有權享有15%的減免稅率。番禺珠江鋼管(珠海)有限公司(「番禺珠江鋼管(珠海)」)於二零一五年九月三十日獲評為高新技術企業，並於二零一八年獲延續有關資格，由二零一八年一月一日至二零二零年十二月三十一日有權享有15%的減免稅率。

珠海珠鋼碼頭股份有限公司(「珠鋼碼頭」)及珠海市中海鑫建材工貿有限公司(「中海鑫」)符合小型企業稅項優惠規定，有權享有10%的減免稅率。

根據中國所得稅法及相關法規，除番禺珠江鋼管、番禺珠江鋼管(珠海)、帕博檢測及珠鋼碼頭獲若干優惠稅務待遇外，本集團旗下於中國內地經營之公司須按25%的稅率就其各自截至二零一八年十二月三十一日止年度之應課稅收入繳交企業所得稅(「企業所得稅」)。

根據有關該等稅項的現行法律、詮釋及慣例，中國內地的應課稅溢利的稅項按現行稅率計算。

NOTES TO FINANCIAL STATEMENTS

財務報表附註

31 December 2018 二零一八年十二月三十一日

11. INCOME TAX (continued)

The major components of the income tax expense for the year are as follows:

		2018 二零一八年 RMB'000 人民幣千元	2017 二零一七年 RMB'000 人民幣千元
Current – Mainland China	即期－中國內地		
Charged for the year	年內支出	50,398	574
Deferred (note 21)	遞延(附註21)	(163,821)	(15,182)
Total tax (credit)/charge for the year	年內稅項(抵免)／開支總額	(113,423)	(14,608)

A reconciliation of the tax expense applicable to loss before tax at the statutory tax rates for the countries in which the Company and the majority of its subsidiaries are domiciled to the tax expense at the Group's effective tax rates, and a reconciliation of the applicable rates to the effective tax rates, are as follows:

Year ended 31 December 2018

11. 所得稅(續)

年內所得稅開支的主要組成部分如下：

適用於計算除稅前虧損的稅項開支(按本公司及其大部分附屬公司所在的國家的法定稅率計算)與本集團按實際稅率計算的稅項開支的對賬及適用稅率與實際稅率的對賬如下：

截至二零一八年十二月三十一日止年度

		Mainland China		Hong Kong and others		Total	
		RMB'000	%	RMB'000	%	RMB'000	%
Loss before tax	除稅前虧損	(437,310)		(175,048)		(612,358)	
Tax at the statutory tax rate	按法定稅率計算的稅項	(109,327)	25.0	(4,788)	2.7	(114,115)	18.6
Tax effect of:	稅務影響：						
Lower tax rate for HNTEs	高新技術企業之較低稅率	(401)	0.1	-	-	(401)	0.1
Lower tax rate enacted by local authority	當地機關頒佈之較低稅率	(32)	-	-	-	(32)	-
Expenses not deductible for tax	不可扣稅開支	2,058	(0.5)	-	-	2,058	(0.3)
Adjustments in respect of current tax of previous periods	對過往期間即期稅項之調整	(6)	-	-	-	(6)	-
Loss attributable to a joint venture	應佔一間合營公司虧損	409	(0.1)	-	-	409	(0.1)
Temporary difference	暫時性差異	41,027	(9.4)	-	-	41,027	(6.7)
Tax losses brought forward from previous years recognised in current year, net of tax losses not recognised in current year	本年度已確認之自過往年度結轉之稅項虧損，扣除本年度未確認稅項虧損	(47,151)	10.8	4,788	(2.7)	(42,363)	(6.9)
Tax credit at the Group's effective tax rate	按本集團實際稅率計算之稅項抵免	(113,423)	25.9	-	-	(113,423)	18.5

NOTES TO FINANCIAL STATEMENTS

財務報表附註

31 December 2018 二零一八年十二月三十一日

11. INCOME TAX (continued) Year ended 31 December 2017

		Mainland China		Hong Kong and others		Total	
		RMB'000	%	RMB'000	%	RMB'000	%
		人民幣千元		人民幣千元		人民幣千元	
Loss before tax	除稅前虧損	(738,103)		(150,260)		(888,363)	
Tax at the statutory tax rate	按法定稅率計算的稅項	(184,526)	25.0	(3,997)	2.7	(188,523)	21.2
Tax effect of:	稅務影響：						
Lower tax rate for HNTEs	高新技術企業的較低稅率	38,785	(5.2)	-	-	38,785	(4.4)
Lower tax rate for small enterprises with low profit	小型微利企業的較低稅率	(171)	-	-	-	(171)	-
Expenses not deductible for tax	不可扣稅開支	4,107	(0.5)	-	-	4,107	(0.5)
Adjustments in respect of current tax of previous periods	對過往期間即期稅項之調整	543	(0.1)	-	-	543	(0.1)
Loss attributable to a joint venture	應佔一間合營公司虧損	417	(0.1)	-	-	417	-
Tax losses not recognised	未確認的稅項虧損	126,237	(17.1)	3,997	(2.7)	130,234	(14.6)
Tax expense at the Group's effective tax rate	按本集團實際稅率計算的稅項開支	(14,608)	2.0	-	-	(14,608)	1.6

11. 所得稅 (續) 截至二零一七年十二月三十一日止年度

12. LOSS PER SHARE ATTRIBUTABLE TO ORDINARY EQUITY HOLDERS OF THE PARENT

The calculation of the basic loss per share is based on the loss for the year attributable to ordinary equity holders of the parent and the weighted average number of ordinary shares of 1,011,142,000 (2017: 1,011,142,000) in issue during the year.

The calculation of the diluted loss per share is based on the loss for the year attributable to ordinary equity holders of the parent. Because the exercise price of the warrant instrument was greater than the share price as at 31 December 2018 and the diluted loss per share amount is increased when taking the warrant instrument into account, the warrant instrument had an anti-dilutive effect on the basic loss per share for the year and was ignored in the calculation of diluted loss per share.

12. 母公司普通股本擁有人應佔每股虧損

每股基本虧損乃根據母公司普通股本擁有人應佔年度虧損及年內已發行普通股加權平均數 1,011,142,000 股 (二零一七年: 1,011,142,000 股) 計算。

每股攤薄虧損乃根據母公司普通股本擁有人應佔年度虧損計算。由於認股權證工具之行使價較於二零一八年十二月三十一日之股價高及當計及認股權證工具時每股攤薄虧損金額有所增加，故認股權證工具對本年度每股基本虧損具反攤薄影響及於計算每股攤薄虧損時可忽略不計。

NOTES TO FINANCIAL STATEMENTS

財務報表附註

31 December 2018 二零一八年十二月三十一日

13. PROPERTY, PLANT AND EQUIPMENT

13. 物業、廠房及設備

		Land and buildings	Plant and machinery	Office and other equipment	Motor vehicles	Construction in progress	Total
		土地及樓宇	廠房及機器	辦公室及其他設備	汽車	在建工程	總計
		RMB'000	RMB'000	RMB'000	RMB'000	RMB'000	RMB'000
		人民幣千元	人民幣千元	人民幣千元	人民幣千元	人民幣千元	人民幣千元
31 December 2018	二零一八年十二月三十一日						
At 31 December 2017 and 1 January 2018	於二零一七年十二月三十一日及二零一八年一月一日						
Cost:	成本:	894,775	2,799,273	46,365	51,109	863,656	4,655,178
Accumulated depreciation and impairment	累計折舊及減值	(130,381)	(1,378,272)	(39,138)	(24,633)	-	(1,572,424)
Net carrying amount	賬面淨值	764,394	1,421,001	7,227	26,476	863,656	3,082,754
At 1 January 2018, net of accumulated depreciation and impairment	於二零一八年一月一日，扣除累計折舊及減值	764,394	1,421,001	7,227	26,476	863,656	3,082,754
Additions	添置	-	4,039	456	585	17,391	22,471
Disposals	出售	(2,249)	(52,689)	(2,220)	(1,652)	(21,949)	(80,759)
Disposal of subsidiaries (note 36)	出售附屬公司(附註36)	(30,448)	(20,319)	(1,515)	(128)	(19,677)	(72,087)
Deregister of subsidiaries	註銷登記附屬公司	(2,629)	(4,837)	(72)	(302)	-	(7,840)
Depreciation provided during the year	年內折舊撥備	(33,046)	(101,953)	(1,076)	(4,331)	-	(140,406)
Transfers	轉讓	-	4,875	-	-	(4,875)	-
Exchange realignment	匯兌調整	-	151	18	61	1,447	1,677
At 31 December 2018, net of accumulated depreciation and impairment	於二零一八年十二月三十一日，扣除累計折舊及減值	696,022	1,250,268	2,818	20,709	835,993	2,805,810
At 31 December 2018:	於二零一八年十二月三十一日:						
Cost	成本	850,000	2,322,130	27,323	42,961	835,993	4,078,407
Accumulated depreciation and impairment	累計折舊及減值	(153,978)	(1,071,862)	(24,505)	(22,252)	-	(1,272,597)
Net carrying amount	賬面淨值	696,022	1,250,268	2,818	20,709	835,993	2,805,810

NOTES TO FINANCIAL STATEMENTS

財務報表附註

31 December 2018 二零一八年十二月三十一日

13. PROPERTY, PLANT AND EQUIPMENT (continued)

13. 物業、廠房及設備 (續)

		Land and buildings	Plant and machinery	Office and other equipment	Motor vehicles	Construction in progress	Total
		土地及樓宇	廠房及機器	辦公室及 其他設備	汽車	在建工程	總計
		RMB'000	RMB'000	RMB'000	RMB'000	RMB'000	RMB'000
		人民幣千元	人民幣千元	人民幣千元	人民幣千元	人民幣千元	人民幣千元
31 December 2017	二零一七年十二月三十一日						
At 31 December 2016 and 1 January 2017:	於二零一六年十二月三十一日 及二零一七年一月一日:						
Cost	成本	822,406	2,806,251	49,738	55,232	1,020,256	4,753,883
Accumulated depreciation and impairment	累計折舊及減值	(104,885)	(1,272,040)	(39,880)	(21,763)	-	(1,438,568)
Net carrying amount	賬面淨值	717,521	1,534,211	9,858	33,469	1,020,256	3,315,315
At 1 January 2017, net of accumulated depreciation and impairment	於二零一七年一月一日， 扣除累積折舊及減值	717,521	1,534,211	9,858	33,469	1,020,256	3,315,315
Additions	添置	528	1,365	257	-	32,106	34,256
Disposals	出售	(96,561)	(4,416)	(378)	(2,206)	-	(103,561)
Depreciation provided during the year	年內計提的折舊	(36,864)	(99,080)	(2,481)	(4,620)	-	(143,045)
Impairment	減值	-	(18,006)	-	-	-	(18,006)
Transfers	轉撥	179,770	7,105	-	-	(186,875)	-
Exchange realignment	匯兌調整	-	(178)	(29)	(167)	(1,831)	(2,205)
At 31 December 2017, net of accumulated depreciation and impairment	於二零一七年十二月三十一日， 扣除累積折舊及減值	764,394	1,421,001	7,227	26,476	863,656	3,082,754
At 31 December 2017:	於二零一七年十二月三十一日:						
Cost	成本	894,775	2,799,273	46,365	51,109	863,656	4,655,178
Accumulated depreciation and impairment	累積折舊及減值	(130,381)	(1,378,272)	(39,138)	(24,633)	-	(1,572,424)
Net carrying amount	賬面淨值	764,394	1,421,001	7,227	26,476	863,656	3,082,754

NOTES TO FINANCIAL STATEMENTS

財務報表附註

31 December 2018 二零一八年十二月三十一日

13. PROPERTY, PLANT AND EQUIPMENT (continued)

Impairment tests for property, plant and equipment

When any indicators of impairment are identified, property, plant and equipment are reviewed for impairment based on each CGU. The CGU is an individual plant or entity. The carrying values of these individual plants or entities were compared to the recoverable amounts of the CGUs, which were based predominantly on value-in-use. Value-in-use calculations use pre-tax cash flow projections based on financial budgets approved by management covering a 5-year period. Cash flows beyond the 5-year period are extrapolated using the same cash flow projections of the fifth year. Other key assumptions applied in the impairment tests include the expected product price, demand for the products, product cost, finance cost and other related expenses, with the consideration of the possible significant decrease in finance cost following the measures adopted by management. Management determined that these key assumptions were based on past performance and their expectations on market development. Further, the Group adopts a pre-tax rate of 18% (2017: 15%) that reflects specific risks related to CGUs as the discount rate. The assumptions above are used in analysing the recoverable amounts of CGUs within operating segments.

Effect on value-in-use calculations

Increase in the revenue growth rate of 5%	收入增長率增加5%
Decrease in the revenue growth rate of 5%	收入增長率減少5%

As a result of the impairment assessment, no impairment was recognised against the property, plant and equipment in the steel pipes segment for the year ended 31 December 2018 (2017: RMB18,006,000).

13. 物業、廠房及設備(續)

物業、廠房及設備之減值測試

倘有出現任何減值跡象，則將根據各現金產生單位對物業、廠房及設備作減值評估。現金產生單位為單個廠房或實體。該等單個廠房或實體的賬面值與現金產生單位的可收回金額作比較，而現金產生單位之可收回金額乃主要根據使用價值計算。使用價值乃根據管理層已批准之五年財政預算採用稅前現金流量預測計算。超出五年期之現金流量乃採用第五年相同的現金流量預測進行推測。考慮到管理層所採取的措施後融資成本很可能大幅減少，減值測試所應用之其他關鍵假設包括預期產品價格、產品需求、產品成本、融資成本及其他相關開支。管理層認為該等關鍵假設乃以過往表現及其對市場發展之預期為依據。此外，本集團採用能夠反映相關現金產生單位特定風險之稅前利率18%（二零一七年：15%）作為貼現率。上述假設乃用於分析經營分部內現金產生單位之可收回金額。

對使用價值計算之影響

		Fluctuation in value-in-use amount 使用價值金額 之波動 RMB'000 人民幣千元	Balance of value-in-use 使用價值 之結餘 RMB'000 人民幣千元
Increase in the revenue growth rate of 5%	收入增長率增加5%	7,296	3,212,985
Decrease in the revenue growth rate of 5%	收入增長率減少5%	(7,296)	3,198,393

根據減值評估之結果，截至二零一八年十二月三十一日止年度，管理層並無確認鋼管分部之物業、廠房及設備之減值虧損（二零一七年：人民幣18,006,000元）。

NOTES TO FINANCIAL STATEMENTS

財務報表附註

31 December 2018 二零一八年十二月三十一日

13. PROPERTY, PLANT AND EQUIPMENT (continued)

The Group's land and buildings are held under medium term leases and are situated in Mainland China.

Included in the carrying amount of the property, plant and equipment was capitalised interest of RMB308,097,000 as at 31 December 2018 (2017: RMB308,097,000).

Included in the total costs of plant and machinery are certain assets acquired in prior years for which government grants of RMB5,950,000 (2017: RMB5,950,000) were received and deducted from their costs in arriving at their carrying amounts. The original costs of those assets before the deduction of the grants amounted to RMB117,183,000 as at 31 December 2018 (2017: RMB117,183,000).

Details of the Group's property, plant and machinery pledged to secure the Group's bank loans are set out in note 27.

Certificates of ownership in respect of certain buildings of the Group located in Guangzhou, Zhuhai, Lianyungang and Ningbo with a total net carrying amount of approximately RMB206,616,000 as at 31 December 2018 (2017: RMB222,860,000) have not yet been issued by the relevant PRC authorities. As at the end of the reporting period, the directors were still in the process of obtaining these certificates.

The net carrying amount of the Group's fixed assets held under finance leases included in the total amounts of plant and machinery at 31 December 2018 was nil (2017: RMB182,596,000).

As mentioned in note 45 "Events after the reporting period", land and buildings of RMB88,194,000 will be disposed in the coming years during the asset reorganisation process (as disclosed in the Company's announcement dated 12 February 2018). Details of the above transaction were disclosed on the Company's announcement and circular dated 27 February 2019 and 26 March 2019, respectively.

13. 物業、廠房及設備(續)

本集團的土地及樓宇位於中國內地，乃根據中期租約持有。

於二零一八年十二月三十一日，物業、廠房及設備之賬面值包括資本化利息為人民幣308,097,000元（二零一七年：人民幣308,097,000元）。

於以往年度收購的若干資產已計入廠房及機器的總成本內，於達致賬面值時，本集團已於其成本中扣除就該等資產獲取的政府補助人民幣5,950,000元（二零一七年：人民幣5,950,000元）。於二零一八年十二月三十一日，該等資產未扣除補助的原成本達至人民幣117,183,000元（二零一七年：人民幣117,183,000元）。

本集團抵押其物業、廠房及機器以擔保本集團銀行貸款的詳情載於附註27。

於二零一八年十二月三十一日，本集團位於廣州、珠海、連雲港及寧波的若干樓宇尚未獲相關中國政府部門頒發所有權證，該等樓宇的賬面淨值合計約為人民幣206,616,000元（二零一七年：人民幣222,860,000元）。於報告期末，董事仍在辦理該等證書的申請手續。

於二零一八年十二月三十一日，本集團根據融資租賃持有之固定資產之賬面淨值，已計入涉及廠房及機器之款項總額內，金額為零（二零一七年：人民幣182,596,000元）。

誠如附註45「報告期後事項」所提述，於資產重組過程中，將於來年出售人民幣88,194,000元之土地及樓宇（誠如本公司日期為二零一八年二月十二日之公佈所披露）。上述交易詳情分別於本公司日期為二零一九年二月二十七日之公佈及二零一九年三月二十六日之通函披露。

NOTES TO FINANCIAL STATEMENTS

財務報表附註

31 December 2018 二零一八年十二月三十一日

14. PROPERTIES UNDER DEVELOPMENT

14. 發展中物業

		2018 二零一八年 RMB'000 人民幣千元	2017 二零一七年 RMB'000 人民幣千元
Carrying amount as at 1 January	於一月一日之賬面值	2,601,118	2,233,137
Additions	添置	316,383	367,981
Transfer to completed properties held for sale	轉撥至落成待售物業	(1,225,802)	—
Carrying amount as at 31 December	於十二月三十一日之賬面值	1,691,699	2,601,118

No impairment/reversal of impairment was recognised in the statement of profit or loss and statement of comprehensive income for the year ended 31 December 2018 (2017: Nil).

At 31 December 2018, certain of the Group's properties under development with an aggregate carrying amount of RMB1,105,871,000 (2017: RMB1,355,945,000) were pledged to secure certain bank and other borrowings granted to the Group (note 27).

All properties under development are situated in Mainland China and were held under long term leases as at 31 December 2018 and 2017.

15. COMPLETED PROPERTIES HELD FOR SALE

The Group's completed properties held for sale are located in Mainland China. All completed properties held for sale are stated at the lower of cost and net realisable value.

At 31 December 2018, certain of the Group's completed properties held for sale with an aggregate carrying amount of RMB373,919,000 (2017: Nil) were pledged to secure certain bank and other borrowings granted to the Group (note 27).

截至二零一八年十二月三十一日止年度，概無於損益表及全面收益表內確認減值／減值撥回（二零一七年：無）。

於二零一八年十二月三十一日，本集團若干賬面總值為人民幣1,105,871,000元（二零一七年：人民幣1,355,945,000元）之發展中物業已用作抵押，以取得授予本集團之若干銀行及其他借貸（附註27）。

於二零一八年及二零一七年十二月三十一日，所有發展中物業均位於中國內地，並根據長期租約持有。

15. 落成待售物業

本集團的落成待售物業均位於中國內地。所有落成持作銷售之物業均按成本與可變現淨值較低者呈列。

於二零一八年十二月三十一日，本集團若干賬面總值為人民幣373,919,000元（二零一七年：無）之落成持作銷售物業已用作抵押，以取得授予本集團之若干銀行及其他借貸（附註27）。

NOTES TO FINANCIAL STATEMENTS

財務報表附註

31 December 2018 二零一八年十二月三十一日

16. INVESTMENT PROPERTY

16. 投資物業

		2018 二零一八年 RMB'000 人民幣千元	2017 二零一七年 RMB'000 人民幣千元
Commercial property in Mainland China	中國內地之商用物業		
Carrying amount at 1 January	於一月一日之賬面值	1,138,221	1,138,221
Net gain from a fair value adjustment	公平值調整之淨收益	21,779	-
Carrying amount at 31 December	於十二月三十一日之賬面值	1,160,000	1,138,221

The Group's investment property consist of one commercial property in Mainland China, which is held under medium term leases. The directors of the Company have determined that the investment property is a commercial asset, based on the nature, characteristics and risks of the property.

Based on the valuation by RHL Appraisal Limited, an independent professionally qualified valuer, at 31 December 2018, the fair value of the investment property was RMB1,160,000,000 (31 December 2017: RMB1,138,221,000), respectively. Each year, the Group's property manager and the chief financial officer decided, after approval from the audit committee, to appoint which external valuer to be responsible for the external valuations of the Group's properties. Selection criteria include market knowledge, reputation, independence and whether professional standards are maintained. The Group's property manager and the chief financial officer have discussions with the valuer on the valuation assumptions and valuation results twice a year when the valuation is performed for interim and annual financial reporting.

本集團的投資物業包括一塊位於中國內地的商用物業，按中期租約持有。基於物業的性質、特徵及所承受的風險，本公司董事將投資物業釐定為商用資產。

根據獨立專業合資格估值師永利行評值顧問有限公司於二零一八年十二月三十一日之估值，投資物業之公平值為人民幣1,160,000,000元（二零一七年十二月三十一日：人民幣1,138,221,000元）。本集團的物業經理及財務總監每年決定外聘估值師之人選，經獲得審核委員會批准後，委任其負責本集團物業之外部估值。甄選條件包括市場知識、聲譽、獨立性及能否維持專業水準。本集團的物業經理及財務總監每年於中期及年度財務報告進行估值時，與估值師就估值假設及估值結果進行討論。

NOTES TO FINANCIAL STATEMENTS

財務報表附註

31 December 2018 二零一八年十二月三十一日

16. INVESTMENT PROPERTY (continued)

Fair value hierarchy

The following table illustrates the fair value measurement hierarchy of the Group's investment property:

16. 投資物業(續)

公平值等級

下表展示本集團投資物業之公平值計量層級：

		Fair value measurement as at 31 December 2018 using 於二零一八年十二月三十一日使用以下輸入值計量之公平值			
		Quoted prices in active markets (Level 1) 於活躍市場 所報價格 (第一級) RMB'000 人民幣千元	Significant observable inputs (Level 2) 重大可 觀察輸入值 (第二級) RMB'000 人民幣千元	Significant unobservable inputs (Level 3) 重大不可 觀察輸入值 (第三級) RMB'000 人民幣千元	Total 總計 RMB'000 人民幣千元
Recurring fair value measurement for:	經常性公平值計量：				
Commercial property	商用物業	-	-	1,160,000	1,160,000

		Fair value measurement as at 31 December 2017 using 於二零一七年十二月三十一日使用以下輸入值計量之公平值			
		Quoted prices in active markets (Level 1) 於活躍市場 所報價格 (第一級) RMB'000 人民幣千元	Significant observable inputs (Level 2) 重大可 觀察輸入值 (第二級) RMB'000 人民幣千元	Significant unobservable inputs (Level 3) 重大不可 觀察輸入值 (第三級) RMB'000 人民幣千元	Total 總計 RMB'000 人民幣千元
Recurring fair value measurement for:	經常性公平值計量：				
Commercial property	商用物業	-	-	1,138,221	1,138,221

During the year, there were no transfers of fair value measurements between Level 1 and Level 2 and no transfers into or out of Level 3 (2017: Nil).

於年內，第一級與第二級之間並無公平值計量之轉撥，亦無自第三級轉入或轉出(二零一七年：無)。

NOTES TO FINANCIAL STATEMENTS

財務報表附註

31 December 2018 二零一八年十二月三十一日

16. INVESTMENT PROPERTY (continued)

Fair value hierarchy (continued)

Reconciliation of fair value measurements categorised within Level 3 of the fair value hierarchy:

		2018 二零一八年 RMB'000 人民幣千元	2017 二零一七年 RMB'000 人民幣千元
Carrying amount as at 1 January	於一月一日之賬面值	1,138,221	1,138,221
Net gain from a fair value adjustment	公平值調整之淨收益	21,779	-
Carrying amount at 31 December	於十二月三十一日之賬面值	1,160,000	1,138,221

The valuations of investment property were arrived at using the direct comparison method by making reference to the comparable sale prices in the relevant locality.

Below is a summary of the valuation techniques used and the key inputs to the valuation of investment property:

16. 投資物業(續)

公平值等級(續)

公平值等級第三級內之公平值計量對賬：

投資物業的估值乃採用直接比較法並參照有關地區可比較的銷售價格而達致。

對投資物業估值而言的估值技術及主要輸入值的概要載列如下：

	Valuation technique 估值技術	Significant observable input 重大可觀察輸入值	Range or weighted average 範圍或加權平均
			2018 二零一八年
Commercial property	Direct comparison method	Market unit sale rate (RMB/s.q.m.)	7,153-7,752
商業物業	直接比較法	市場單位售價 (每平方米人民幣)	7,200-7,500

NOTES TO FINANCIAL STATEMENTS

財務報表附註

31 December 2018 二零一八年十二月三十一日

17. LONG TERM PREPAYMENTS AND DEPOSITS

17. 長期預付款項及按金

		2018 二零一八年 RMB'000 人民幣千元	2017 二零一七年 RMB'000 人民幣千元
Prepayments for property, plant and equipment	物業、廠房及設備之預付款項	105,584	84,885
Deposits paid	已付按金	5,736	38,825
Share of net assets	應佔資產淨值	111,320	123,710

18. PREPAID LAND LEASE PAYMENTS

18. 預付土地租金

		2018 二零一八年 RMB'000 人民幣千元	2017 二零一七年 RMB'000 人民幣千元
Carrying amount at 1 January	於一月一日之賬面值	1,149,272	1,238,979
Disposal	出售	(10,872)	(63,251)
Amortisation provided during the year	年內攤銷撥備	(25,407)	(26,456)
Carrying amount at 31 December	於十二月三十一日之賬面值	1,112,993	1,149,272
Current portion included in prepayments, deposits and other receivables (note 24)	計入預付款項、按金及其他應收款項之即期部分(附註24)	(25,599)	(25,599)
Non-current portion	非即期部分	1,087,394	1,123,673

Details of the Group's leasehold lands that are pledged to secure the Group's bank loans are set out in note 27.

本集團抵押其租賃土地以擔保本集團銀行貸款的詳情載於附註27。

NOTES TO FINANCIAL STATEMENTS

財務報表附註

31 December 2018 二零一八年十二月三十一日

19. INVESTMENT IN A JOINT VENTURE

19. 於一間合營公司之投資

		2018 二零一八年 RMB'000 人民幣千元	2017 二零一七年 RMB'000 人民幣千元
Share of net assets	分佔資產淨值	40,528	39,363
Exchange realignment	匯兌調整	(8,696)	(4,807)
Share of net assets	分佔資產淨值	31,832	34,556

Particulars of the Group's joint venture are as follows:

本集團合營公司之詳情列載如下：

Name 名稱	Particulars of issued shares held 所持已發行 股份詳情	Place of registration and business 註冊及 營運地點	Percentage of 百分比			Principal activities 主要業務
			Ownership interest 擁有權益	Voting power 投票權	Profit sharing 應佔溢利	
Al-Qahtani PCK Pipe Company	Registered capital of SR50 million each	Kingdom of Saudi Arabia	50	50	50	Manufacture and sale of welded steel pipes
Al-Qahtani PCK Pipe Company	註冊資本各 50,000,000 沙特里亞爾	沙特 阿拉伯王國				製造及銷售焊接鋼管

The above investment in a joint venture is indirectly held by the Company.

上述於合營公司之投資由本公司間接持有。

Al-Qahtani PCK Pipe Company, which is considered a material joint venture of the Group, acts as the Group's producer and distributor of steel pipes in the Kingdom of Saudi Arabia and is accounted for using the equity method.

Al-Qahtani PCK Pipe Company 被視為本集團之重大合營公司，其代表本集團於沙特阿拉伯王國生產及分銷鋼管，並以權益法入賬。

NOTES TO FINANCIAL STATEMENTS

財務報表附註

31 December 2018 二零一八年十二月三十一日

19. INVESTMENT IN A JOINT VENTURE (continued)

The following table illustrates the summarised financial information of Al-Qahtani PCK Pipe Company adjusted for any differences in accounting policies and reconciled to the carrying amount in the financial statements:

19. 於一間合營公司之投資(續)

下表列示 Al-Qahtani PCK Pipe Company 之財務資料概要，當中已就會計政策任何差異作出調整，並與財務報表所列賬面值對賬：

		2018 二零一八年 RMB'000 人民幣千元	2017 二零一七年 RMB'000 人民幣千元
Other receivables	其他應收款項	5,085	4,529
Trade receivables	貿易應收賬款	2,138	-
Inventories	存貨	20,531	3,843
Cash and bank balances	現金及銀行結餘	335	5,574
Total current assets	流動資產總值	28,089	13,946
Property, plant and equipment	物業、廠房及設備	644,539	578,701
Total non-current assets	非流動資產總值	644,539	578,701
Amount due to PCKSP	應付番禺珠江鋼管款項	11,900	11,337
Other payables	其他應付款項	19,522	27,416
Trade payables	貿易應付賬款	34,747	6,717
Current portion of long term loans	長期貸款流動部分	42,720	23,377
Tax payable	應付稅項	991	944
Total current liabilities	流動負債總額	109,880	69,791
Non-current financial liabilities, excluding trade and other payables and provisions	非流動金融負債，不包括貿易應付賬款及其他應付款項及撥備	397,809	360,248
Non-current liabilities	非流動負債	397,809	360,248
Net assets	資產淨值	164,939	162,608

NOTES TO FINANCIAL STATEMENTS

財務報表附註

31 December 2018 二零一八年十二月三十一日

19. INVESTMENT IN A JOINT VENTURE (continued)

19. 於一間合營公司之投資(續)

		2018 二零一八年 RMB'000 人民幣千元	2017 二零一七年 RMB'000 人民幣千元
Reconciliation to the Group's interest in the joint venture:	與本集團於合營公司之權益對賬：		
The loss from contribution of non-monetary assets	注入非貨幣資產之虧損	(83,883)	(83,883)
Net assets after reconciliation	對賬後資產淨值	81,056	78,725
Proportion of the Group's ownership	本集團之擁有權比例	50%	50%
Group's share of net assets of the joint venture	本集團應佔合營公司資產淨值	40,528	39,363
Carrying amount of the investment	投資賬面值	40,528	39,363
Administrative expenses	行政費用	(5,447)	(4,086)
Finance costs	融資成本	-	(1,472)
Loss and total comprehensive loss for the year	本年度虧損及全面虧損總額	(5,447)	(5,558)

20. AVAILABLE-FOR-SALE INVESTMENT

20. 可供出售投資

		2018 二零一八年 RMB'000 人民幣千元	2017 二零一七年 RMB'000 人民幣千元
Unlisted equity investment, at cost less impairment	非上市股本投資，按成本扣除減值	-	800

The unlisted equity investment as at 31 December 2017 represented a carrying amount of RMB800,000 which was stated at cost less impairment as the investment did not have a quoted market price in an active market, and the range of reasonable fair value estimates of such investment was so wide that the directors are of the opinion that its fair value could not be measured reliably. The Group has disposed of the investment in the current year to a third party as this investment no longer coincided with the Group's investment strategy.

於二零一七年十二月三十一日，賬面值人民幣800,000元之非上市股本投資按成本扣除減值列賬，因為投資在活躍市場上並無市價報價，而該投資之合理公平值估計之範圍太大，董事認為其公平值無法可靠地計算。本集團已於本年度向第三方出售該投資，原因為該投資不再符合本集團之投資策略。

NOTES TO FINANCIAL STATEMENTS

財務報表附註

31 December 2018 二零一八年十二月三十一日

21. DEFERRED TAX Deferred tax assets

21. 遞延稅項 遞延稅項資產

		Losses available for offsetting against future taxable profits 可供抵銷未來應課稅溢利之虧損 RMB'000 人民幣千元
At 1 January 2018	於二零一八年一月一日	63,976
Deferred tax credit to the consolidated statement of profit or loss during the year	計入年內於綜合損益表的遞延稅項	161,600
At 31 December 2018	於二零一八年十二月三十一日	225,576

		Losses available for offsetting against future taxable profits 可供抵銷未來應課稅溢利之虧損 RMB'000 人民幣千元
At 1 January 2017	於二零一七年一月一日	47,887
Deferred tax credit to the consolidated statement of profit or loss during the year	計入年內於綜合損益表的遞延稅項	16,089
At 31 December 2017	於二零一七年十二月三十一日	63,976

NOTES TO FINANCIAL STATEMENTS

財務報表附註

31 December 2018 二零一八年十二月三十一日

21. DEFERRED TAX (continued)

As at 31 December 2018, the Group had tax losses arising in Hong Kong of RMB537,040,000 (2017: RMB391,197,000), which are available indefinitely for offsetting against future taxable profits of the companies in which the losses arose. The Group also has tax losses arising in Mainland China of RMB2,264,921,000 (2017: RMB1,895,811,000) that will expire in one to five years for offsetting against future taxable profits.

During the year, the Group recognised additional deferred tax assets of RMB161,600,000 which related to partial of the available tax losses carried forward by PCKSP. These tax losses will expire in one to five years. The recognition of the deferred tax assets was based on an estimated taxable income and the tax losses which could be used for offsetting against these estimated future taxable profits. The directors estimated future taxable profits of PCKSP mainly representing compensation income from the government in relation to a redevelopment of the land owned by PCKSP. Upon the government's announcement of this redevelopment plan, management considered that it is probable for PCKSP to generate taxable income and to utilise part of its available tax losses for offsetting these future taxable profits.

Deferred tax liabilities

21. 遞延稅項 (續)

於二零一八年十二月三十一日，本集團於香港產生稅項虧損人民幣537,040,000元（二零一七年：人民幣391,197,000元），該等稅項虧損可無限期用作抵銷出現虧損的公司的未來應課稅溢利。本集團亦於中國內地產生稅項虧損人民幣2,264,921,000元（二零一七年：人民幣1,895,811,000元），將於一至五年內到期，以抵銷未來應課稅溢利。

年內，本集團已確認與部分番禺珠江鋼管產生的可結轉稅項虧損有關的額外遞延稅項資產人民幣161,600,000元。該等稅項虧損將於一至五年內到期。遞延稅項資產的確認根據估計應課稅收入及可用作抵銷估計未來應課稅溢利的稅項虧損釐定。董事估計番禺珠江鋼管的未來應課稅溢利主要為政府重建番禺珠江鋼管擁有的土地有關的補償收入。於政府宣佈該重建計劃後，管理層認為番禺珠江鋼管很有可能產生應課稅收入及利用其可結轉稅項虧損抵銷該等未來應課稅溢利。

遞延稅項負債

		Changes in fair value of investment property	Appreciation of property, plant and equipment and lands 物業、廠房及 設備及 土地增值	Temporary difference	Withholding tax	Total
		投資物業之 公平值變動 RMB'000 人民幣千元	RMB'000 人民幣千元	RMB'000 人民幣千元	RMB'000 人民幣千元	RMB'000 人民幣千元
At 1 January 2018	於二零一八年一月一日	626,797	11,933	-	2,265	640,995
Deferred tax charged/(credited) to the consolidated statement of profit or loss during the year	年內於綜合損益表 扣除/(計入)的 遞延稅項	(37,021)	(277)	35,077	-	(2,221)
At 31 December 2018	於二零一八年 十二月三十一日	589,776	11,656	35,077	2,265	638,774

NOTES TO FINANCIAL STATEMENTS

財務報表附註

31 December 2018 二零一八年十二月三十一日

21. DEFERRED TAX (continued) Deferred tax liabilities (continued)

21. 遞延稅項 (續) 遞延稅項負債 (續)

		Changes in fair value of investment property	Appreciation of property, plant and equipment and lands 物業、廠房及 設備及 土地升值	Withholding tax 預扣稅	Total 總計
		RMB'000 人民幣千元	RMB'000 人民幣千元	RMB'000 人民幣千元	RMB'000 人民幣千元
At 1 January 2017	於二零一七年一月一日	625,623	12,200	2,265	640,088
Deferred tax charged/(credited) to the consolidated statement of profit or loss during the year	年內於綜合損益表 扣除/(計入)的遞延稅項	1,174	(267)	-	907
Gross deferred tax liabilities recognised in the consolidated statement of financial position at 31 December 2017	於二零一七年十二月三十一日 在綜合財務狀況表確認之 遞延稅項負債總額	626,797	11,933	2,265	640,995

For presentation purposes, certain deferred tax assets and liabilities have been offset in the consolidated statement of financial position. The following is an analysis of the deferred tax balances of the Group for financial reporting purposes:

就呈列目的而言，若干遞延稅項資產及負債已於綜合財務狀況表中抵銷。本集團就財務報告而言的遞延稅項餘額分析如下：

		2018 二零一八年 RMB'000 人民幣千元	2017 二零一七年 RMB'000 人民幣千元
Net deferred tax assets recognised in the consolidated statement of financial position	於綜合財務狀況表確認之 遞延稅項資產淨額	161,600	-
Net deferred tax liabilities recognised in the consolidated statement of financial position	於綜合財務狀況表確認之 遞延稅項負債淨額	574,798	577,019

NOTES TO FINANCIAL STATEMENTS

財務報表附註

31 December 2018 二零一八年十二月三十一日

21. DEFERRED TAX (continued)

Pursuant to the PRC Corporate Income Tax Law, a 10% (or a lower rate if there is a tax treaty between Mainland China and the jurisdiction of the foreign investors) withholding tax is levied on dividends declared to foreign investors from the foreign investment enterprises established in Mainland China. The requirement is effective from 1 January 2008 and applies to earnings after 31 December 2007. The Group is therefore liable for withholding taxes on dividends distributed by those subsidiaries established in Mainland China in respect of earnings generated from 1 January 2008.

Since year 2011, no deferred tax has been recognised by the Group for withholding taxes that would be payable on the unremitted earnings of those subsidiaries that are subject to withholding taxes as management considered it is not probable that those subsidiaries will distribute such earnings in the foreseeable future.

22. INVENTORIES

Raw materials	原材料		
Work in progress	在製品		
Finished goods	製成品		
		99,946	67,228
		59,497	71,465
		76,304	168,831
		235,747	307,524
Less: Provision against slow-moving and obsolete inventories	減：滯銷及陳舊存貨撥備	(12,690)	(18,819)
		223,057	288,705

21. 遞延稅項(續)

根據中國企業所得稅法，倘於中國大陸成立的外資企業向海外投資者宣派股息，須繳納10%（或倘中國內地與外國投資者所屬司法權區的稅務條約規定較低稅率）預扣稅。此規定於二零零八年一月一日生效，並適用於二零零七年十二月三十一日後賺取的盈利。因此，本集團須就中國內地成立之該等附屬公司就二零零八年一月一日起產生之盈利分派的股息繳納預扣稅。

自二零一一年起，本集團概無就須繳付預扣稅之該等附屬公司之未匯出盈利之應付繳納預扣稅確認遞延稅項，因為管理層認為該等附屬公司不大可能在可見將來分派該等盈利。

22. 存貨

		2018 二零一八年 RMB'000 人民幣千元	2017 二零一七年 RMB'000 人民幣千元
Raw materials	原材料	99,946	67,228
Work in progress	在製品	59,497	71,465
Finished goods	製成品	76,304	168,831
		235,747	307,524
Less: Provision against slow-moving and obsolete inventories	減：滯銷及陳舊存貨撥備	(12,690)	(18,819)
		223,057	288,705

NOTES TO FINANCIAL STATEMENTS

財務報表附註

31 December 2018 二零一八年十二月三十一日

23. TRADE AND BILLS RECEIVABLES

23. 貿易應收賬款及應收票據

		2018 二零一八年 RMB'000 人民幣千元	2017 二零一七年 RMB'000 人民幣千元
Trade receivables	貿易應收賬款	459,112	350,024
Impairment	減值	(16,883)	(14,433)
Trade receivables, net	貿易應收賬款淨值	442,229	335,591
Bills receivable	應收票據	97,996	35,529
		540,225	371,120

The Group's trading terms with its customers are mainly on credit, except for new customers, where payment in advance is normally required. The credit period is generally 30 to 90 days. Each customer has a maximum credit limit. The Group seeks to maintain strict control over its outstanding receivables to minimise credit risk. Overdue balances are reviewed regularly by senior management. In view of the aforementioned and the fact that the Group's trade receivables relate to a large number of diversified customers, there is no significant concentration of credit risk. The Group does not hold any collateral or other credit enhancements over its trade receivable balances. Trade receivables are non-interest-bearing.

本集團與其客戶的貿易條款主要為信貸，惟新客戶一般需要預付貨款除外。信貸期一般為期30日至90日。每名客戶有最高信貸限額。本集團擬繼續嚴格監控其未償還應收款額，務求將信貸風險減至最低。逾期結餘由高級管理人員定期審閱。基於上述情況及事實上本集團之貿易應收賬款與大量分散客戶有關，故並無重大信貸集中風險。本集團在其貿易應收賬款結餘方面並無持有任何抵押品或其他提升信用的保障。貿易應收賬款為不計息。

NOTES TO FINANCIAL STATEMENTS

財務報表附註

31 December 2018 二零一八年十二月三十一日

23. TRADE AND BILLS RECEIVABLES (continued)

An aging analysis of the trade receivables as at the end of the reporting period, based on the invoice date and net of provisions, is as follows:

		2018 二零一八年 RMB'000 人民幣千元	2017 二零一七年 RMB'000 人民幣千元
Within 60 days	60日內	234,319	64,914
61 to 90 days	61日至90日	3,882	5,046
91 to 180 days	91日至180日	10,005	36,544
181 to 365 days	181日至365日	41,986	42,305
1 to 2 years	1至2年	60,762	111,636
2 to 3 years	2至3年	91,275	58,143
Over 3 years	超過3年	-	17,003
		442,229	335,591

The movements in the provision for impairment of trade receivables are as follows:

		2018 二零一八年 RMB'000 人民幣千元	2017 二零一七年 RMB'000 人民幣千元
At 1 January	於一月一日	14,433	12,712
Impairment losses recognised	已確認減值虧損	2,450	2,974
Impairment losses reversed	已撥回減值虧損	-	(1,253)
At 31 December	於十二月三十一日	16,883	14,433

23. 貿易應收賬款及應收票據(續)

於報告期末，按發票日期為基準及已扣除撥備的貿易應收賬款賬齡分析如下：

貿易應收賬款減值撥備變動如下：

NOTES TO FINANCIAL STATEMENTS

財務報表附註

31 December 2018 二零一八年十二月三十一日

23. TRADE AND BILLS RECEIVABLES (continued)

Impairment under IFRS 9 for the year ended 31 December 2018

An impairment analysis is performed at each reporting date using a provision matrix to measure expected credit losses. The provision rates are based on days past due for groupings of various customer segments with similar loss patterns (i.e., by geographical region, product type, customer type and rating, and coverage by letters of credit or other forms of credit insurance). The calculation reflects the probability-weighted outcome, the time value of money and reasonable and supportable information that is available at the reporting date about past events, current conditions and forecasts of future economic conditions. Generally, trade receivables are written off if past due for more than one year and are not subject to enforcement activity.

Set out below is the information about the credit risk exposure on the Group's trade receivables using a provision matrix:

As at 31 December 2018

		Invoice date 發票日期				
		Less than 1 year 少於一年	1 to 2 years 一至兩年	2 to 3 years 兩至三年	Over 3 years 三年以上	Total 總計
Expected credit loss rate	預期信貸虧損率	0.3%	1.1%	1.9%	100%	
Gross carrying amount (RMB'000)	總賬面值(人民幣千元)	291,194	61,466	93,066	13,386	459,112
Expected credit losses (RMB'000)	預期信貸虧損(人民幣千元)	1,002	704	1,791	13,386	16,883

Impairment under IAS 39 for the year ended 31 December 2017

Included in the above provision for impairment of trade receivables is a provision for individually impaired trade receivables of RMB14,433,000 with a carrying amount before provision of RMB14,433,000.

23. 貿易應收賬款及應收票據(續)

截至二零一八年十二月三十一日止年度根據國際財務報告準則第9號減值

於各報告日期採用撥備矩陣進行減值分析，以計量預期信貸虧損。撥備率乃基於具有類似虧損模式的多個客戶分部組別的逾期日數釐定（即地理區域、產品類別、客戶類別及評級、信用證或其他信貸保險形式的保障範圍）。該計算反映或然率加權結果、貨幣時值及於報告日期可得的有關過往事項、當前條件及未來經濟條件預測的合理及可靠資料。一般而言，貿易應收賬款如逾期超過一年且毋須受限於強制執行活動則予以撇銷。

以下載列有關本集團採用撥備矩陣計量的貿易應收賬款的信貸風險資料：

於二零一八年十二月三十一日

截至二零一七年十二月三十一日止年度根據國際會計準則第39號減值

計入上述貿易應收賬款的減值撥備為個別已減值之貿易應收賬款人民幣14,433,000元之撥備，撥備前的賬面值為人民幣14,433,000元。

NOTES TO FINANCIAL STATEMENTS

財務報表附註

31 December 2018 二零一八年十二月三十一日

23. TRADE AND BILLS RECEIVABLES (continued)

An aged analysis of trade receivables as at 31 December 2017 that are not considered to be impaired under IAS 39 is as follows:

		2017 二零一七年 RMB'000 人民幣千元
Neither past due nor impaired	未逾期及未減值	161,646
Past due but not impaired	逾期但未減值	
1 to 180 days	1日至180日	44,840
181 to 365 days	181日至365日	66,681
Over 365 days	逾期365日以上	62,424
		335,591

The Group's neither past due nor impaired trade receivables mainly represent sales made to recognised and creditworthy customers for whom there was no recent history of default. These customers who trade on credit terms are subject to credit verification procedures.

Receivables that were past due but not impaired relate to a number of independent customers that have a good track record with the Group. Based on past experience, the directors were of the opinion that no provision for impairment under IAS 39 was necessary in respect of these balances as there has not been a significant change in credit quality and the balances were still considered fully recoverable.

23. 貿易應收賬款及應收票據(續)

於二零一七年十二月三十一日，被認為不會於國際會計準則第39號項下減值的貿易應收賬款賬齡分析如下：

本集團未逾期及未減值的貿易應收賬款主要指對獲認可及信譽可靠且近期無違約歷史的客戶進行的銷售。該等按照信貸條款進行交易的客戶均須經過信貸認證程序審核。

逾期但未減值的應收款項與多名與本集團保持良好往績紀錄的獨立客戶有關。根據過往經驗，董事認為，就該等結餘而言，由於信貸質素並未發生重大變動，且該等結餘仍被視為可悉數收回，故毋須就此根據國際會計準則第39號計提減值撥備。

NOTES TO FINANCIAL STATEMENTS

財務報表附註

31 December 2018 二零一八年十二月三十一日

24. PREPAYMENTS, DEPOSITS AND OTHER RECEIVABLES

		2018 二零一八年 RMB'000 人民幣千元	2017 二零一七年 RMB'000 人民幣千元
Prepayments	預付款項	313,915	350,394
Deposits and other receivables	按金及其他應收款項	283,349	153,155
Tax recoverable	可收回稅項	150,834	166,572
Current portion of land lease payments (note 18)	土地租金的流動部分(附註18)	25,599	25,599
		773,697	695,720
Impairment allowance	減值撥備	(98,853)	(94,250)
		674,844	601,470

The movements in the provision for impairment of deposits and other receivables are as follows:

按金及其他應收款項減值撥備變動如下：

		2018 二零一八年 RMB'000 人民幣千元	2017 二零一七年 RMB'000 人民幣千元
At 1 January	於一月一日	94,250	94,262
Impairment losses recognised/(reversed) (note 6)	已確認/(已撥回)減值虧損 (附註6)	4,603	(12)
At 31 December	於十二月三十一日	98,853	94,250

Deposits and other receivables mainly represent rental deposits and deposits with suppliers. An impairment analysis is performed at each reporting date by considering the probability of default. Expected credit losses are estimated by applying a loss rate approach with reference to the historical loss record of the Group. The loss rate is adjusted to reflect the current conditions and forecasts of future economic conditions, as appropriate. Except for certain receivables for which the counterparty failed to make demanded repayment and the Group has made 100% provision ("default receivables"), the balances were settled within the credit term with no historical default. The financial assets included in the above balance were categorised in stage 1 as at 31 December 2018. Except for the default receivables, the Group estimated that the expected credit loss rate for the other receivables is minimal.

按金及其他應收款項主要指租金按金及與供應商的按金。減值分析於各報告日期經考慮違約的可能性後作出。預期信貸虧損採用參考本集團的過往虧損記錄的虧損率方法估計。虧損率乃經調整以反映現況及對未來經濟狀況的預測(如適用)。除對手方未能按要求還款及本集團已作出100%撥備的若干應收款項(「拖欠應收款項」)外，結餘均於信貸期內繳清並無任何過往違約情況。計入上述結餘的金融資產於二零一八年十二月三十一日分類至第一階段。除拖欠應收款項外，本集團估計其他應收款項的預期信貸虧損率極小。

NOTES TO FINANCIAL STATEMENTS

財務報表附註

31 December 2018 二零一八年十二月三十一日

25. CASH AND BANK BALANCES AND PLEDGED AND RESTRICTED BANK BALANCES

25. 現金及銀行結餘及已抵押及受限制銀行結餘

		Notes 附註	2018 二零一八年 RMB'000 人民幣千元	2017 二零一七年 RMB'000 人民幣千元
Cash and bank balances	現金及銀行結餘		66,907	36,392
Pledged and restricted bank balances	已抵押及受限制銀行結餘		619,060	666,009
			685,967	702,401
Less:	減：			
Pledged deposits – non-current	已抵押按金 – 非即期			
– Pledged for long-term bank loans	– 就長期銀行貸款已抵押	27(c)	–	(402,723)
– Pledged for letters of guarantee	– 就擔保函已抵押		(80,000)	(80,000)
			(80,000)	(482,723)
Pledged and restricted bank balances – current	已抵押及受限制銀行結餘 – 即期			
– Pledged for bank acceptance notes	– 就銀行承兌票據已抵押		(51,226)	(123,633)
– Pledged for letters of guarantee	– 就擔保函已抵押		–	(18,365)
– Pledged for long-term bank loans	– 就長期銀行貸款已抵押	27(c)	(426,600)	(11,018)
– Restricted cash	– 受限制現金	(a)	(61,234)	(30,270)
			(539,060)	(183,286)
Cash and cash equivalents	現金及現金等價物	(b)	66,907	36,392

Notes:

- (a) Pursuant to the relevant regulations in the PRC, certain property development companies of the Group are required to place at designated bank accounts certain amounts of pre-sales proceeds of properties as guarantee deposits for the construction of the related properties. The deposits can only be used for purchases of construction materials and payments of construction fees for the relevant property projects. As at 31 December 2018, such guarantee deposits amounted to RMB61,234,000 (2017: RMB30,270,000).
- (b) As at 31 December 2018, the Group's cash and cash equivalents denominated in RMB amounted to RMB58,133,000 (2017: RMB29,467,000). The RMB is not freely convertible into other currencies, however, under Mainland China's Foreign Exchange Control Regulations and Administration of Settlement, Sale and Payment of Foreign Exchange Regulations, the Group is permitted to exchange RMB for other currencies through banks authorised to conduct foreign exchange business.

Cash at banks earns interest at floating rates based on daily bank deposit rates. The bank balances and pledged deposits are deposited with creditworthy banks with no recent history of default.

附註：

- (a) 根據中國相關規例，本集團若干物業發展公司須於指定銀行賬戶存入若干金額的預售物業所得款項作為建設相關物業的保證金。該存款僅用於就有關物業項目購置建設材料及支付建設費用。於二零一八年十二月三十一日，該保證金為人民幣61,234,000元（二零一七年：人民幣30,270,000元）。
- (b) 於二零一八年十二月三十一日，本集團以人民幣計值的現金及現金等價物為人民幣58,133,000元（二零一七年：人民幣29,467,000元）。人民幣不可自由兌換為其他貨幣，但根據中國內地的外匯管制條例及結匯、售匯及付匯管理規定，本集團可透過獲授權進行外匯業務的銀行將人民幣兌換為其他貨幣。

銀行現金按銀行存款利率為基準的浮動利率賺取利息。銀行結餘及已抵押存款乃存置於信譽卓著且近期並無拖欠記錄的銀行。

NOTES TO FINANCIAL STATEMENTS

財務報表附註

31 December 2018 二零一八年十二月三十一日

26. TRADE AND BILLS PAYABLES

An aged analysis of the trade and bills payables as at the end of the reporting period, based on the invoice date, is as follows:

		2018 二零一八年 RMB'000 人民幣千元	2017 二零一七年 RMB'000 人民幣千元
Trade payables	貿易應付賬款		
Within 90 days	90日內	48,033	51,306
91 to 180 days	91日至180日	253,033	318,893
181 to 365 days	181日至365日	157,306	16,775
1 to 2 years	1至2年	129,086	79,394
2 to 3 years	2至3年	31,056	56,664
Over 3 years	超過3年	41,796	24,240
		660,310	547,272
Bills payable	應付票據	28,154	123,077
		688,464	670,349

The trade payables are non-interest-bearing and are normally settled within a year.

All the bills payable have maturity dates within 365 days.

26. 貿易應付賬款及應付票據

於報告期末，根據發票日期計算的貿易應付賬款及應付票據賬齡分析如下：

貿易應付賬款為不計息，且一般須於一年內支付。

所有應付票據均於365日內到期。

NOTES TO FINANCIAL STATEMENTS

財務報表附註

31 December 2018 二零一八年十二月三十一日

27. INTEREST-BEARING BANK AND OTHER BORROWINGS

27. 計息銀行及其他借貸

		2018 二零一八年			2017 二零一七年		
		Effective interest rate (%) 實際利率(%)	Maturity 到期日	RMB'000 人民幣千元	Effective interest rate (%) 實際利率(%)	Maturity 到期日	RMB'000 人民幣千元
Current	流動						
Finance lease payables (note 28)	應付融資租賃款項(附註28)	-	-	-	4.61-8.43	2018	100,476
Bank loans	銀行貸款						
- secured	一有抵押	4.35-5.22	2019	450,100	2.75-6.16	2018	825,833
- unsecured	一無抵押	6.09-6.63	2019	103,861	4.35-6.09	2018	404,230
Other borrowings	其他借貸						
- secured	一有抵押	-	-	-	16	2018	324,824
- unsecured	一無抵押	5.60-19.44	2019	857,335	4.35-24	2018	729,465
Government loans	政府貸款						
- secured	一有抵押	4.90	2019	70,400	4.75-4.90	2018	143,500
- unsecured	一無抵押	-	-	-	2.65-4.75	2018	194,000
Current portion of long term loans	長期貸款流動部分						
- secured	一有抵押	5.39-7.35	2019	531,152	4.75-7.35	2018	609,866
- unsecured	一無抵押	-	-	-	-	-	-
Subtotal	小計			2,012,848			3,332,194
Non-current	非流動						
Finance lease payables (note 28)	應付融資租賃款項(附註28)	-	-	-	5.68-8.43	2019-2020	52,678
Bank loans	銀行貸款						
- secured	一有抵押	5.39-10.00	2020-2028	1,577,100	2.95-7.21	2019-2028	1,449,608
Government loans	政府貸款						
- secured	一有抵押	4.90	2020-2023	308,000	4.90	2019-2023	378,400
Other borrowings	其他借貸						
- secured	一有抵押	10.00-16.00	2021	2,199,771	-	-	-
Subtotal	小計			4,084,871			1,880,686
				6,097,719			5,212,880

NOTES TO FINANCIAL STATEMENTS

財務報表附註

31 December 2018 二零一八年十二月三十一日

27. INTEREST-BEARING BANK AND OTHER BORROWINGS (continued)

27. 計息銀行及其他借貸(續)

		2018 二零一八年 RMB'000 人民幣千元	2017 二零一七年 RMB'000 人民幣千元
Analysed into:	按以下分析為：		
Bank loans repayable:	須於以下期限償還的銀行貸款：		
Within one year	一年內	1,085,113	2,168,753
In the second year	第二年	42,900	49,708
In the third to fifth years, inclusive	第三年至第五年 (包括首尾兩年)	414,100	345,300
Beyond five years	超過五年	1,120,100	1,050,600
		2,662,213	3,614,361
Government loans repayable:	須於以下期限償還的政府貸款：		
Within one year	一年內	70,400	337,500
In the second year	第二年	88,000	70,400
In the third to fifth years, inclusive	第三年至第五年 (包括首尾兩年)	220,000	264,000
Beyond five years	超過五年	-	44,000
		378,400	715,900
Other borrowings repayable:	須於以下期限償還的 其他借貸：		
Within one year	一年內	857,335	829,942
In the second year	第二年	-	37,677
In the third to fifth years, inclusive*	第三年至第五年 (包括首尾兩年)*	2,199,771	15,000
		3,057,106	882,619
		6,097,719	5,212,880

Certain of the Group's bank loans are secured by:

- (a) the pledge of certain property, plant and equipment of the Group with a net carrying amount of approximately RMB833,371,000 (2017: RMB1,477,453,000) as at the end of the reporting period;

本集團若干銀行貸款由下列各項作為抵押：

- (a) 抵押本集團於報告期末賬面淨值約為人民幣833,371,000元(二零一七年：人民幣1,477,453,000元)的若干物業、廠房及設備；

NOTES TO FINANCIAL STATEMENTS

財務報表附註

31 December 2018 二零一八年十二月三十一日

27. INTEREST-BEARING BANK AND OTHER BORROWINGS (continued)

- (b) the pledge of certain leasehold lands of the Group with a net carrying amount of approximately RMB618,639,000 (2017: RMB1,003,365,000) as at the end of the reporting period;
- (c) the pledge of certain of the Group's deposits amounting to RMB426,600,000 (2017: RMB413,741,000) as at the end of the reporting period;
- (d) the pledge of certain of the Group's properties under development amounting to RMB1,105,871,000 (2017: RMB1,355,945,000) as at the end of the reporting period; and
- (e) the pledge of certain of the Group's completed properties held for sale amounting RMB373,919,000 (2017: Nil) as at the end of the reporting period.

Except for the bank loans of RMB407,632,000 (2017: RMB324,824,000) and RMB296,490,000 (2017: RMB8,908,000) as at 31 December 2018, which are denominated in Hong Kong dollars and United States dollars, respectively, all borrowings are in RMB.

As at 31 December 2018, the balance of other borrowings repayable in three to five years was RMB2,199,771,000, among which RMB1,680,000,000 was borrowed from Yuecai Trust, for a period of three years with interest rate of 11.25% per annum for the first two years and 10.25% per annum for the third year. (See note 1 for more details)

27. 計息銀行及其他借貸(續)

- (b) 抵押本集團於報告期末賬面淨值約為人民幣618,639,000元(二零一七年:人民幣1,003,365,000元)的若干租賃土地;
- (c) 抵押本集團於報告期末金額為人民幣426,600,000元(二零一七年:人民幣413,741,000元)的若干存款;
- (d) 抵押本集團於報告期末金額為人民幣1,105,871,000元(二零一七年:人民幣1,355,945,000元)的若干發展中物業;及
- (e) 抵押本集團於報告期末金額為人民幣373,919,000元(二零一七年:無)的若干落成待售物業。

於二零一八年十二月三十一日,除銀行貸款人民幣407,632,000元(二零一七年:人民幣324,824,000元)及人民幣296,490,000元(二零一七年:人民幣8,908,000元)分別以港元及美元列值外,全部借貸均以人民幣列值。

於二零一八年十二月三十一日,其他須於三至五年償還之借貸為人民幣2,199,771,000元,其中人民幣1,680,000,000元乃自粵財信托借入,為期三年,首兩年按年利率11.25%計息及第三年按年利率10.25%計息。(更多詳情見附註1)

NOTES TO FINANCIAL STATEMENTS

財務報表附註

31 December 2018 二零一八年十二月三十一日

27. INTEREST-BEARING BANK AND OTHER BORROWINGS (continued)

The Group had the following undrawn banking facilities:

27. 計息銀行及其他借貸(續)

本集團有下列尚未提取銀行信貸：

		2018 二零一八年 RMB'000 人民幣千元	2017 二零一七年 RMB'000 人民幣千元
Floating rate	浮動利率		
– expiring within one year**	– 一年內到期**	86,415	515,500

* Among which, the Group had an aggregate loan of RMB1.68 billion borrowed from Yuecai Trust as at 31 December 2018. As mentioned in Note 1 for the 2018 Disposal Transaction of PCKSP, on 2 February 2018, Yuecai Trust transferred an aggregate amount of RMB240 million to PCKSP and PCKSP has filed statutory business registration to allot its 20% shareholding to Yuecai Trust. Thereafter, Yuecai Trust became PCKSP's 20% legal shareholder. However, according to the agreement, as the 2018 Disposal Transaction is not completed, Yuecai Trust is not able to enjoy all the benefits that a shareholder is entitled. Accordingly, notwithstanding the fact that Yuecai Trust is the 20% legal shareholder of PCKSP, the Group continued to consolidate 100% assets and liabilities of PCKSP for the current year. The RMB240 million was accounted for as a loan and presented as a "Loan from a third party" on the consolidated statement of financial statements at 31 December 2018, pursuant to an underlying loan agreement entered between the parties. According to this loan agreement, the loan is repayable in three years and bear interest at 11.25% per annum for the first two years and 10.25% per annum for the third year. On the same date, 2 February 2018, Yuecai Trust further advanced a loan to PCKSP in the amount of RMB1.44 billion for a period of three years bearing interest rate of 11.25% per annum for the first two years and 10.25% per annum for the third year. (see Note 1 for details of the 2018 Disposal Transaction of PCKSP)

** Pursuant to the relevant contract, certain of the Group's undrawn banking facilities of RMB32,100,000 (2017: RMB200,000,000) can only be used for property development projects and are repayable based on the pre-sale progress of such properties.

* 其中，本集團於二零一八年十二月三十一日有向粵財信托借入的貸款總額人民幣1,680,000,000元。如附註1所述二零一八年番禺珠江鋼管出售交易，於二零一八年二月二日，粵財信托向番禺珠江鋼管轉付總額人民幣240,000,000元，而番禺珠江鋼管已提交法定商業登記向粵財信托配發其20%股權。其後，粵財信托已成為持有番禺珠江鋼管20%權益的合法股東。然而，根據協議，由於二零一八年出售交易尚未完成，粵財信托不能享有股東可享有的所有利益。因此，儘管粵財信托為持有番禺珠江鋼管20%權益的合法股東，本集團於本年度仍繼續綜合入賬番禺珠江鋼管100%的資產及負債。根據雙方訂立的相關貸款協議，人民幣240,000,000元已作為貸款入賬，並於二零一八年十二月三十一日的綜合財務報表中呈列為「來自第三方的貸款」。根據該貸款協議，該貸款須於三年內償還，且首兩年按年利率11.25%計息及第三年按年利率10.25%計息。於同日（即二零一八年二月二日），粵財信托進一步向番禺珠江鋼管提供為數人民幣1,440,000,000元的貸款，為期三年，首兩年按年利率11.25%計息及第三年按年利率10.25%計息。（有關二零一八年番禺珠江鋼管出售交易的詳情，請參閱附註1）

** 根據有關合約，本集團金額為人民幣32,100,000元（二零一七年：人民幣200,000,000元）之若干未提取銀行信貸僅可用於物業發展項目，並按有關物業之預售進度償還。

NOTES TO FINANCIAL STATEMENTS

財務報表附註

31 December 2018 二零一八年十二月三十一日

28. FINANCE LEASE PAYABLES

The Group leases certain of its plant and machinery for its steel pipe manufacturing business. These leases are classified as finance leases.

On 21 April 2014, PCKSP entered into an equipment transfer contract and a finance lease contract (collectively the “2014 finance lease arrangement”) with CDB Leasing Co., Ltd. (“國銀金融租賃有限公司”) (the “Lessor”). Pursuant to the 2014 finance lease arrangement, PCKSP sold the equipment to the Lessor, and the Lessor leased back the equipment to PCKSP for a period of 60 months. The aggregate consideration was RMB200 million, and PCKSP paid a guarantee deposit of RMB26 million and a service charge of RMB10 million to the Lessor. According to the 2014 finance lease arrangement, if no default occurs during the lease term, the ownership of the equipment shall be automatically transferred to the Group at a price of RMB100 upon expiration of the lease term. As at 31 December 2018, PCKSP has repaid all remaining lease payments and terminated the finance lease contract in advance.

On 23 November 2015, PCKSP (Zhuhai) entered into an equipment transfer contract and a finance lease contract (collectively the “Zhuhai finance lease arrangement”) with Hengqin Jintou Financial Leasing Co., Ltd. (“橫琴金投國際融資租賃有限公司”) (the “Lessor”). Pursuant to the Zhuhai finance lease arrangement, PCKSP (Zhuhai) sold the equipment to the Lessor, and the Lessor leased back the equipment to PCKSP (Zhuhai) for a period of 36 months. The aggregate consideration was RMB100 million, and PCKSP (Zhuhai) paid a guarantee deposit of RMB6 million and a service charge of RMB5.4 million to the Lessor. According to the Zhuhai finance lease arrangement, if no default occurs during the lease term, the ownership of the equipment shall be automatically transferred to the Group at a price of RMB100 upon expiration of the lease term. The lease expired in November 2018 and the remaining balance was reclassified to other payables and accruals as at 31 December 2018.

28. 應付融資租賃款項

本集團租賃若干廠房及機器，以進行鋼管製造業務。有關租賃分類為融資租賃。

於二零一四年四月二十一日，番禺珠江鋼管與國銀金融租賃有限公司（「出租人」）訂立一份《設備出讓合同》及一份《融資租賃合同》（統稱「二零一四年融資租賃安排」）。根據二零一四年融資租賃安排，番禺珠江鋼管將設備售予出租人，而出租人將設備租回予番禺珠江鋼管，為期60個月。總代價為人民幣200,000,000元，而番禺珠江鋼管已支付保證金人民幣26,000,000元及服務費人民幣10,000,000元予出租人。根據二零一四年融資租賃安排，倘於租期內並無發生違約，則該設備的擁有權於租期屆滿後將自動轉移至本集團，作價為人民幣100元。於二零一八年十二月三十一日，番禺珠江鋼管已支付所有餘下租賃付款及提前終止《融資租賃合同》。

於二零一五年十一月二十三日，番禺珠江鋼管（珠海）與橫琴金投國際融資租賃有限公司（「出租人」）訂立一份《設備出讓合同》及一份《融資租賃合同》（統稱「珠海融資租賃安排」）。根據珠海融資租賃安排，番禺珠江鋼管（珠海）向出租人出售設備，而出租人將設備租回予番禺珠江鋼管（珠海），為期36個月。總代價為人民幣100,000,000元，而番禺珠江鋼管（珠海）已向出租人支付保證金人民幣6,000,000元及服務費人民幣5,400,000元。根據珠海融資租賃安排，倘於租期內並無發生違約，則該設備的擁有權於租期屆滿後將自動轉移至本集團，作價為人民幣100元。該租賃於二零一八年十一月屆滿及剩餘結餘已於二零一八年十二月三十一日重新分類至其他應付款項及應計費用。

NOTES TO FINANCIAL STATEMENTS

財務報表附註

31 December 2018 二零一八年十二月三十一日

28. FINANCE LEASE PAYABLES (continued)

On 21 December 2015, PCKSP entered into an equipment transfer contract and a finance lease contract (collectively the “2015 finance lease arrangement”) with KW Leasing Co., Ltd. (“金沃國際融資租賃有限公司”) (the “Lessor”). Pursuant to the 2015 finance lease arrangement, PCKSP sold the equipment to the Lessor, and the Lessor leased back the equipment to PCKSP for a period of 60 months. The aggregate consideration was RMB60 million, and PCKSP paid a guarantee deposit of RMB6 million and a service charge of RMB3.5 million to the Lessor. According to the 2015 finance lease arrangement, if no default occurs during the lease term, the ownership of the equipment shall be automatically transferred to the Group at a price of RMB100 upon expiration of the lease term. As at 31 December 2018, PCKSP has repaid all remaining lease payments and terminated the finance lease contract in advance.

On 1 January 2016, PCKSP (Lianyungang) entered into an equipment purchase contract and a finance lease contract (collectively the “Lianyungang finance lease arrangement”) with Yayin (Zhuhai) Financial Leasing Co., Ltd. (“亞銀(珠海)融資租賃有限公司”) (the “Lessor”). Pursuant to the Lianyungang finance lease arrangement, PCKSP (Lianyungang) leased the equipment from the Lessor for a period of 36 months. The aggregate consideration was RMB16,453,000, and PCKSP (Lianyungang) paid a service charge of RMB113,000 to the Lessor. According to the Lianyungang finance lease arrangement, if no default occurs during the lease term, the ownership of the equipment shall be automatically transferred to the Group at a price of RMB100 upon expiration of the lease term. The lease expired in December 2018 and the remaining balance was reclassified to other payables and accruals as at 31 December 2018.

The rent is calculated based on the leasing cost and the lease rate which was decided based on the interest rate for a one-to-five-year loan denominated in RMB quoted by the People’s Bank of China (“PBOC”).

28. 應付融資租賃款項(續)

於二零一五年十二月二十一日，番禺珠江鋼管與金沃國際融資租賃有限公司(「出租人」)訂立一份《設備出讓合同》及一份《融資租賃合同》(統稱「二零一五年融資租賃安排」)。根據二零一五年融資租賃安排，番禺珠江鋼管向出租人出售設備，而出租人將設備租回予番禺珠江鋼管，為期60個月。總代價為人民幣60,000,000元，而番禺珠江鋼管已向出租人支付保證金人民幣6,000,000元及服務費人民幣3,500,000元。根據二零一五年融資租賃安排，倘於租期內並無發生違約，則該設備的擁有權於租期屆滿後將自動轉移至本集團，作價為人民幣100元。於二零一八年十二月三十一日，番禺珠江鋼管已支付所有餘下租賃付款及提前終止《融資租賃合同》。

於二零一六年一月一日，番禺珠江鋼管(連雲港)與亞銀(珠海)融資租賃有限公司(「出租人」)訂立一份《設備採購合同》及一份《融資租賃合同》(統稱「連雲港融資租賃安排」)。根據連雲港融資租賃安排，番禺珠江鋼管(連雲港)已自出租人租賃設備，為期36個月。總代價為人民幣16,453,000元，而番禺珠江鋼管(連雲港)已支付服務費人民幣113,000元予出租人。根據連雲港融資租賃安排，倘租期內無發生任何違約，則該設備的擁有權於租期屆滿後自動轉移至本集團，作價為人民幣100元。該租賃於二零一八年十二月屆滿及剩餘結餘已於二零一八年十二月三十一日重新分類至其他應付款項及應計費用。

租金按租賃成本及租賃率(根據中國人民銀行(「中國人民銀行」)所報之以人民幣計值的一至五年期貸款利率而釐定)計算。

NOTES TO FINANCIAL STATEMENTS

財務報表附註

31 December 2018 二零一八年十二月三十一日

28. FINANCE LEASE PAYABLES (continued)

At 31 December 2018, the total future minimum lease payments under finance leases and their present values were as follows:

		Minimum lease payments 最低租賃款項 2018 二零一八年 RMB'000 人民幣千元	Minimum lease payments 最低租賃款項 2017 二零一七年 RMB'000 人民幣千元	Present value of minimum lease payments 最低租賃款項之現值 2018 二零一八年 RMB'000 人民幣千元	Present value of minimum lease payments 最低租賃款項之現值 2017 二零一七年 RMB'000 人民幣千元
Amounts payable:	應付金額：				
Within one year	一年內	–	106,857	–	100,476
In the second year	第二年	–	39,861	–	37,678
In the third to fifth years, inclusive	第三年至第五年 (包括首尾兩年)	–	15,762	–	15,000
Total minimum finance lease payments	最低融資租賃款項總額	–	162,480	–	153,154
Future finance charges	未來財務費用	–	(9,326)		
Total net finance lease payables	應付融資租賃款項總淨額	–	153,154		
Portion classified as current liabilities (note 27)	分類為流動負債之部分 (附註27)	–	(100,476)		
Non-current portion (note 27)	非流動部分(附註27)	–	52,678		

28. 應付融資租賃款項(續)

於二零一八年十二月三十一日，根據融資租約日後應付之最低租賃款項總額及其現值載列如下：

NOTES TO FINANCIAL STATEMENTS

財務報表附註

31 December 2018 二零一八年十二月三十一日

29. CONTRACT LIABILITIES

Details of contract liabilities as at 31 December 2018 and 1 January 2018 are as follows:

		31 December 2018	1 January 2018
		二零一八年 十二月 三十一日	二零一八年 一月一日
		RMB'000	RMB'000
		人民幣千元	人民幣千元
Short-term advances received from customers	已收客戶的短期預付款		
Sale of steel pipes	銷售鋼管	288,955	708,412
Sale of properties	銷售物業	607,810	257,545
Total contract liabilities	合約負債總額	896,765	965,957

Contract liabilities include sales proceeds received from buyers in connection with the Group's pre-sale of steel pipes and properties. The decrease in contract liabilities in 2018 was mainly due to the decrease in sales of the Group.

Changes in contract liabilities during the year are as follows:

		2018
		二零一八年
		RMB'000
		人民幣千元
At beginning of the year	於年初	965,957
Revenue recognised that was included in the contract liabilities at the beginning of the year	計入年初合約負債之已確認收入	(783,102)
Increases due to cash received, excluding amounts recognised as revenue during the year	已收現金導致的增加(不包括年內已確認為收入之金額)	713,910
At end of the year	於年末	896,765

29. 合約負債

於二零一八年十二月三十一日及二零一八年一月一日之合約負債詳情如下：

合約負債包括就本集團之預售鋼管及物業已收買方的銷售所得款項。於二零一八年，合約負債減少乃主要由於本集團之銷售額下降。

年內合約負債之變動如下：

NOTES TO FINANCIAL STATEMENTS

財務報表附註

31 December 2018 二零一八年十二月三十一日

30. OTHER PAYABLES AND ACCRUALS

		Notes	2018	2017
		附註	二零一八年	二零一七年
			RMB'000	RMB'000
			人民幣千元	人民幣千元
Deposits received	已收按金		112,982	234,287
Receipts in advance	預收款項		—	920,087
Other payables	其他應付款項	(a)	379,577	452,883
Payroll payables	應付薪酬		27,636	29,248
Accruals and other liabilities	應計費用及其他負債		211,859	43,859
Other tax payables	其他應付稅項		30,404	15,094
			762,458	1,695,458

Notes:

(a) Other payables are non-interest and have an average term of two to three months.

31. FIXED RATE BONDS AND NOTES

US\$72,000,000 5.6% bonds should be due 2018 but rescheduled to 2019 (2013 Bonds)

On 30 April 2013, the Group issued bonds with a principal amount of US\$72,000,000 and the bonds should be repayable in full by 30 April 2018 (the "2013 Bonds"). The bonds may be redeemed at the option of the Group in whole, but not in part, at any time, by giving not less than 30 nor more than 60 days' notice to the holders of the bonds, at their principal amount, together with the interest accrued to the date fixed for redemption. The bonds bear interest at a fixed coupon interest rate of 5.6% per annum for five years payable semi-annually, commencing on 30 October 2013. The bonds are unsecured. In the current year, the remaining balance of the 2013 Bonds were rescheduled to be repayable on 30 April 2019 and the remaining balance was reclassified to other borrowings.

30. 其他應付款項及應計費用

附註:

(a) 其他應付款項為不計息及平均期限為兩至三個月。

31. 定息債券及票據

72,000,000美元原於二零一八年到期但改期至二零一九年到期之年利率5.6%債券(二零一三年債券)

於二零一三年四月三十日，本集團發行本金額為72,000,000美元之債券及債券將於二零一八年四月三十日前悉數償付(「二零一三年債券」)。本集團可選擇隨時透過向債券持有人作出不少於30日但不超過60日的通知以本金額連同截至贖回日期應計利息全部而非部分贖回債券。債券按固定年票息率5.6%計息，自二零一三年十月三十日起為期五年且須每半年支付。債券為無抵押。於本年度，二零一三年債券之剩餘結餘已改期至二零一九年四月三十日償付及剩餘結餘重新分類至其他借貸。

NOTES TO FINANCIAL STATEMENTS

財務報表附註

31 December 2018 二零一八年十二月三十一日

31. FIXED RATE BONDS AND NOTES (continued) HK\$155,000,000 8% notes due 2020 (2017 Notes)

On 27 April 2017, the Company entered into a note purchase agreement with an investment fund. The Group agreed to issue, and the investment fund agreed to purchase from the Group, HK\$155,000,000 8% notes due in April 2020 (the "2017 Notes"). Pursuant to the purchase agreement, specific performance obligations are imposed on the controlling shareholder of the Group. Any breach of the specific performance obligations may constitute a breach under the note purchase agreement, pursuant to which the investment fund is entitled to redeem the 2017 Notes immediately in accordance with the terms and conditions.

US\$3,000,000 7% bonds due 2020 (2017 Bonds A)

On 28 April 2017, the Company issued a bond with a principal amount of US dollar 3,000,000 to an individual investor (the "2017 Bonds_A"). The bond will be repayable in full by April 2020. The bond bears interest at a fixed coupon interest rate at 7% per annum for three years payable semi-annually, commencing on 28 October 2017. The bond is unsecured.

HK\$10,000,000 7% bonds due 2021 (2017 Bonds B)

On 24 August 2017, the Company issued a bond with a principal amount of HK\$10 million to an individual investor (the "2017 Bonds_B"). The bond will be repayable in full by August 2021. The bond bears interest at a fixed coupon interest rate at 7% per annum for four years payable semi-annually, commencing on 24 February 2018. The bond is unsecured.

31. 定息債券及票據 (續)

155,000,000港元於二零二零年到期之年利率8%債券 (二零一七年債券)

於二零一七年四月二十七日，本公司與投資基金訂立債券購買協議。本集團同意發行，投資基金同意向本集團購買155,000,000港元於二零二零年四月到期之年利率8%債券（「二零一七年債券」）。根據購買協議，本集團控股股東負有特定履約義務。任何違反特定履約責任可能構成債券購買協議下的違約行為，而根據有關條款及條件，投資基金有權因此立即贖回二零一七年債券。

3,000,000美元於二零二零年到期之年利率7%債券 (二零一七年債券A)

於二零一七年四月二十八日，本公司向一名個人投資者發行本金額為3,000,000美元之債券（「二零一七年債券A」）。債券將於二零二零年四月前悉數償付。債券按固定年票息率7%計息，自二零一七年十月二十八日起為期三年且須每半年支付。債券為無抵押。

10,000,000港元於二零二一年到期之年利率7%債券 (二零一七年債券B)

於二零一七年八月二十四日，本公司向一名個人投資者發行本金額為10,000,000港元之債券（「二零一七年債券B」）。債券將於二零二一年八月前悉數償付。債券按固定年票息率7%計息，自二零一八年二月二十四日起為期四年且須每半年支付。債券為無抵押。

NOTES TO FINANCIAL STATEMENTS

財務報表附註

31 December 2018 二零一八年十二月三十一日

31. FIXED RATE BONDS AND NOTES (continued) HK\$10,000,000 6% bonds due 2020 (2017 Bonds C)

On 26 September 2017, the Company issued a bond with a principal amount of HK\$10 million to an individual investor (the "2017 Bonds_C"). The bond will be repayable in full by September 2020. The bond bears interest at a fixed coupon interest rate at 6% per annum for three years payable semi-annually, commencing on 26 March 2018. The bond is unsecured.

31. 定息債券及票據 (續)

10,000,000港元於二零二零年到期之年利率6%債券 (二零一七年債券C)

於二零一七年九月二十六日，本公司向一名個人投資者發行本金額為10,000,000港元之債券（「二零一七年債券C」）。債券將於二零二零年九月前悉數償付。債券按固定年票息率6%計息，自二零一八年三月二十六日起為期三年且須每半年支付。債券為無抵押。

		2018 二零一八年				2017 二零一七年			
		Principal at original currency 'million 原貨幣本金 百萬	Contractual interest rate (%) per annum 合約年利率 (%)	Maturity 到期日	RMB'000 人民幣千元	Principal at original currency 'million 原貨幣本金 百萬	Contractual interest rate (%) per annum 合約年利率 (%)	Maturity 到期日	RMB'000 人民幣千元
Current	流動								
2013 Bonds	二零一三年債券				–	US\$72 72美元	5.6	2018 二零一八年	467,821
Non-current	非流動								
2013 Bonds	二零一三年債券	US\$72 72美元	5.6	2018 二零一八年	–	US\$72 72美元	5.6	2018 二零一八年	–
2017 Notes	二零一七年債券	HK\$155 155港元	8.0	2020 二零二零年	124,790	HK\$155 155港元	8.0	2020 二零二零年	112,057
2017 Bonds_A	二零一七年債券A	US\$3 3美元	7.0	2020 二零二零年	18,442	US\$3 3美元	7.0	2020 二零二零年	16,194
2017 Bonds_B	二零一七年債券B	HK\$10 10港元	7.0	2021 二零二一年	6,834	HK\$10 10港元	7.0	2021 二零二一年	5,991
2017 Bonds_C	二零一七年債券C	HK\$10 10港元	6.0	2020 二零二零年	7,340	HK\$10 10港元	6.0	2020 二零二零年	6,355
					157,406				140,597
					157,406				608,418

NOTES TO FINANCIAL STATEMENTS

財務報表附註

31 December 2018 二零一八年十二月三十一日

32. GOVERNMENT GRANTS

		2018 二零一八年 RMB'000 人民幣千元	2017 二零一七年 RMB'000 人民幣千元
At 1 January	於一月一日	375,113	369,707
Grants received during the year	年內獲發補貼	22,320	32,320
Recognised as income during the year (note 5)	年內確認為收入(附註5)	(46,534)	(26,914)
At 31 December	於十二月三十一日	350,899	375,113

Government grants have been received as encouragement for technological innovation and improvements, the construction of production plants and rewards for investment encouragement. There are no unfulfilled conditions or contingencies attached to these grants. Related assets associated with the above grants have not yet been completed.

本集團已獲發政府補貼，以鼓勵技術創新及提升、興建生產廠房及作為投資的獎勵。該等補貼概無附帶未達成條件或或然事項。與上述補貼有關之相關資產尚未竣工。

33. DERIVATIVE FINANCIAL INSTRUMENT

On 18 October 2018, the Company issued warrants in registered form conferring the right upon the holder thereof, exercisable in whole or in part at any time during the subscription period to subscribe a maximum amount of HK\$313,320,000 for ordinary shares of the Company. The subscription period is the period from the date of issue of warrants until the day immediately preceding the third anniversary thereof or if that day is not a business day, the business day immediately preceding that day. The subscription price is initially HK\$0.84 per share in cash or such adjusted price as may be applicable in accordance with the terms of the warrant instrument.

33. 衍生金融工具

於二零一八年十月十八日，本公司以記名形式發行賦予其持有人權利可於認購期內隨時全部或部分行使以認購最高金額313,320,000港元本公司普通股的認股權證。認購期為發行認股權證日期起至緊接其第三個週年日前的日子（或倘該日並非營業日，則為緊接該日前的營業日）期間。認購價初步為每股現金0.84港元或根據認股權證工具條款可能適用的經調整後價格。

NOTES TO FINANCIAL STATEMENTS

財務報表附註

31 December 2018 二零一八年十二月三十一日

33. DERIVATIVE FINANCIAL INSTRUMENT

(continued)

During the year, the movements in the warrants to subscribe for the Company's shares were as follows:

Date of grant	Exercise price per share	Numbers of warrants			Balance as at 31/12/2018
		Balance as at 1/1/2018	Granted during the year	Lapsed during the year	
					認股權證數目
					於二零一八年十二月三十一日
授出日期	每股行使價	於二零一八年一月一日結餘	年內授出	年內失效	結餘
	HK\$				
	港元				
18/10/2018					
二零一八年十月十八日	0.84	-	373,000,000	-	373,000,000

Notes:

- The closing price of the Company's share immediately before the date on which the warrants were granted on 18 October 2018 was HK\$0.64.
- No warrants were exercised and cancelled during the year ended 31 December 2018.
- The fair value of the warrants granted for the year ended 31 December 2018 was RMB22,984,000. The Group recognised a warrant expense of RMB22,984,000 for the year ended 31 December 2018.

The fair value of warrants granted during the year, was estimated as at the date of grant using a binomial model, taking into account the terms and conditions upon which the warrants were granted. The following table lists the inputs to the model used:

Dividend yield (%)	股息收益率(%)
Expected volatility (%)	預期波幅(%)
Risk-free interest rate (%)	無風險利率(%)
Time to expiry	到期時間

33. 衍生金融工具(續)

年內，可認購本公司股份的認股權證變動如下：

Date of grant	Exercise price per share	Numbers of warrants			Balance as at 31/12/2018
		Balance as at 1/1/2018	Granted during the year	Lapsed during the year	
					認股權證數目
					於二零一八年十二月三十一日
授出日期	每股行使價	於二零一八年一月一日結餘	年內授出	年內失效	結餘
	HK\$				
	港元				
18/10/2018					
二零一八年十月十八日	0.84	-	373,000,000	-	373,000,000

附註：

- 緊接二零一八年十月十八日授出認股權證之日前本公司股份的收市價為0.64港元。
- 於截至二零一八年十二月三十一日止年度，並無認股權證獲行使及註銷。
- 截至二零一八年十二月三十一日止年度，已授出認股權證的公平值為人民幣22,984,000元。截至二零一八年十二月三十一日止年度，本集團已確認認股權證開支人民幣22,984,000元。

年內已授出認股權證的公平值乃於授出日期使用二項式模型，並考慮授出認股權證的條款及條件估計。下表載列所用模型的輸入數據：

2018
二零一八年
RMB'000
人民幣千元
0.00%
41.61%
1.711%
2.8 years
2.8年

NOTES TO FINANCIAL STATEMENTS

財務報表附註

31 December 2018 二零一八年十二月三十一日

33. DERIVATIVE FINANCIAL INSTRUMENT

(continued)

The expected volatility reflects the assumption that the historical volatility is indicative of future trends, which may not necessarily be the actual outcome.

No other feature of the warrants granted was incorporated into the measurement of fair value.

33. 衍生金融工具(續)

預期波幅乃基於歷史波幅可指示未來趨勢的假設，實際結果不一定與此相符。

計量公平值時並無計及所授出認股權證的其他特徵。

34. ISSUED CAPITAL

Authorised:

10,000,000,000 (2018: 10,000,000,000)
ordinary shares of HK\$0.10 each

法定：

10,000,000,000股(二零一八年：
10,000,000,000股)每股面值
0.10港元之普通股

Issued and fully paid:

1,011,142,000 (2017: 1,011,142,000)
ordinary shares of HK\$0.10 each

已發行及繳足：

1,011,142,000股(二零一七年：
1,011,142,000股)每股面值
0.10港元之普通股

34. 已發行股本

	2018 二零一八年 RMB'000 人民幣千元	2017 二零一七年 RMB'000 人民幣千元
Authorised:		
10,000,000,000 (2018: 10,000,000,000) ordinary shares of HK\$0.10 each		
法定：		
10,000,000,000股(二零一八年： 10,000,000,000股)每股面值 0.10港元之普通股	878,335	878,335
Issued and fully paid:		
1,011,142,000 (2017: 1,011,142,000) ordinary shares of HK\$0.10 each		
已發行及繳足：		
1,011,142,000股(二零一七年： 1,011,142,000股)每股面值 0.10港元之普通股	88,856	88,856

35. RESERVES

The amounts of the Group's reserves and the movements therein for the current and prior years are presented in the consolidated statement of changes in equity of the financial statements.

35. 儲備

本集團於本年度及以往年度的儲備金額及變動呈列於財務報表之綜合權益變動表內。

NOTES TO FINANCIAL STATEMENTS

財務報表附註

31 December 2018 二零一八年十二月三十一日

36. DISPOSAL OF SUBSIDIARIES

Disposal of Lianyungang Aike New Construction Materials Co., Ltd. (“Lianyungang Aike”)

36. 出售附屬公司

出售連雲港艾可新型建材有限公司（「連雲港艾可」）

	Note	30 April 2018 二零一八年 四月三十日 RMB'000 人民幣千元
Net assets disposed of:		
Property, plant and equipment		65,351
Prepaid land lease payments		10,872
Long term prepayments and other receivables		199
Cash and bank balances		12
Inventories		3,083
Trade receivables		33,639
Prepayments and other receivables		470
Trade payables		(6,794)
Interest-bearing bank loans		(47,400)
Accruals and other payables		(7,975)
		51,457
Loss on disposal of a subsidiary	6	(26,855)
Satisfied by:		
Amount due to Lianyungang Aike*		24,602

* The consideration of RMB24,602,000 was set off by an amount due to Lianyungang Aike from PCKSP (Lianyungang).

* 代價人民幣24,602,000元乃經自番禺珠江鋼管（連雲港）應付連雲港艾可款項抵銷。

NOTES TO FINANCIAL STATEMENTS

財務報表附註

31 December 2018 二零一八年十二月三十一日

36. DISPOSAL OF SUBSIDIARIES (continued)

Disposal of Pabo Detection Technology Service Co., Ltd.

36. 出售附屬公司(續)

出售帕博檢測技術服務有限公司

		31 July 2018 二零一八年 七月三十一日 RMB'000 人民幣千元
	Note 附註	
Net assets disposed of:	出售以下各項資產淨值：	
Property, plant and equipment	物業、廠房及設備	6,736
Cash and bank balances	現金及銀行結餘	101
Trade receivables	貿易應收賬款	1,837
Prepayments and other receivables	預付款項及其他應收款項	1,017
Trade payables	貿易應付賬款	(2,472)
Accruals and other payables	應計費用及其他應付款項	(518)
Government grants	政府補助	(2,138)
<hr/>		
Gain on disposal of a subsidiary	出售附屬公司之收益	4,563
	6	990
<hr/>		
Satisfied by:	按以下方式償付：	
Cash	現金	5,553

An analysis of the net inflow of cash and cash equivalents in respect of the disposal of a subsidiary is as follows:

有關出售一間附屬公司之現金及現金等價物之流入淨額分析如下：

		2018 二零一八年 RMB'000 人民幣千元
Cash consideration	現金代價	5,553
Cash and bank balances disposed of	已出售之現金及銀行結餘	(101)
Net inflow of cash and cash equivalents in respect of the disposal of a subsidiary	有關出售一間附屬公司之現金及現金等價物之流入淨額	5,452

NOTES TO FINANCIAL STATEMENTS

財務報表附註

31 December 2018 二零一八年十二月三十一日

37. NOTES TO THE CONSOLIDATED STATEMENT OF CASH FLOWS

Changes in liabilities arising from financing activities

2018

		Bank and other borrowings 銀行及其他借貸 RMB'000 人民幣千元	Finance lease payables 應付融資租賃款項 RMB'000 人民幣千元	Fixed rate bonds and notes 定息債券及票據 RMB'000 人民幣千元
At 1 January 2018	於二零一八年一月一日	5,212,880	153,154	608,418
Changes from financing cash flows	融資現金流量變動	636,097	(111,410)	(197,660)
Foreign exchange movement	匯兌變動	(37,169)	-	32,559
Transfer	轉撥	285,911	(41,744)	(285,911)
At 31 December 2018	於二零一八年十二月三十一日	6,097,719	-	157,406

37. 綜合現金流量表附註

融資活動產生之負債變動

二零一八年

38. FINANCIAL GUARANTEES

The financial guarantee contracts are measured at the higher of the ECL allowance and the amount initially recognised less the cumulative amount of income recognised. The ECL allowance is measured by estimating the cash shortfalls, which are based on the expected payments to reimburse the holders for a credit loss that it incurs less any amounts that the Group expects to receive from the debtor. The amount initially recognised represents the fair value at initial recognition of the financial guarantees.

38. 財務擔保

財務擔保合約乃按預期信貸虧損撥備與初始確認金額減已確認之累計收入金額之較高者進行計量。預期信貸虧損撥備乃通過估計按償還持有人所產生信貸虧損的預計款項減本集團預計自債務人收取的任何金額之現金差額計量。初始確認金額指於最初確認財務擔保時的公平值。

NOTES TO FINANCIAL STATEMENTS

財務報表附註

31 December 2018 二零一八年十二月三十一日

38. FINANCIAL GUARANTEES (Continued)

- (a) At the end of the reporting period, financial guarantees not provided for in the financial statements were as follows:

Guarantees in respect of mortgage facilities provided for certain purchasers of the Group's properties

就按揭融資為本集團物業的若干買方提供的擔保

2018 二零一八年 RMB'000 人民幣千元	2017 二零一七年 RMB'000 人民幣千元
128,180	174,090

As at 31 December 2018, the Group provided guarantees in respect of mortgage facilities granted by certain banks relating to the mortgage loans arranged for certain purchasers of the Group's properties. Pursuant to the terms of the guarantees, in the event of default on mortgage payments by these purchasers before the expiry of the guarantees, the Group is responsible for repaying the outstanding mortgage principals together with the accrued interest and penalties owed by the defaulted purchasers to the banks, net of any auction proceeds as described below.

Pursuant to the above arrangement, the related properties were pledged to the banks as collateral for the mortgage loans, in the event of default on mortgage repayments by these purchasers, the banks are entitled to take over the legal titles and will realise the pledged properties through open auction. The Group is responsible for repaying the banks when the proceeds from the auction of the properties cannot cover the outstanding mortgage principals together with the accrued interest and penalties.

38. 財務擔保 (續)

- (a) 於報告期末，財務報表中未撥備之財務擔保如下：

於二零一八年十二月三十一日，本集團就若干銀行向本集團物業若干買方提供按揭貸款而授予的按揭融資提供擔保。根據擔保的條款，於擔保期屆滿之前，倘買方於按揭還款上違約，本集團負責向銀行償還違約買方結欠的未償還按揭本金連同應計利息及罰款（扣除下文所述的任何拍賣收益）。

根據上述安排，相關物業已作為按揭貸款的抵押物抵押予銀行，倘上述買方於按揭還款上違約，銀行有權取得合法業權，並通過公開拍賣變現抵押物業。若拍賣物業所得的收益不足以償還未償還的按揭本金連同應計利息及罰款，則本集團負責向銀行償還款項。

NOTES TO FINANCIAL STATEMENTS

財務報表附註

31 December 2018 二零一八年十二月三十一日

38. FINANCIAL GUARANTEES (continued)

(a) (continued)

The Group's guarantee period starts from the dates of grant of the relevant mortgage loans and ends upon the issuance of real estate ownership certificates to the purchasers, which will generally be available within one to two years after the purchasers take possession of the relevant properties.

The fair value of the guarantees is not significant and the directors of the Company consider that in the event of default on payments, the net realisable value of the related properties can cover the repayment of the outstanding mortgage principals together with the accrued interest and penalties and therefore no provision has been made in the financial statements for the guarantees.

- (b) At the end of the reporting period, financial guarantees given to banks in connection with facilities granted to joint venture not provided for in the financial statements were as follows:

Guarantees given to banks in connection with facilities granted to a joint venture

就授予下方之
融資向銀行提供擔保：
一間合營公司

As at 31 December 2018, the banking facilities guaranteed by the Group to a joint venture were utilised to the extent of approximately RMB333,464,000 (2017: RMB200,524,000).

In the opinion of the directors, the fair value of the guarantees is at initial recognition and the ECL allowance is not significant.

38. 財務擔保 (續)

(a) (續)

本集團的擔保期於授予相關按揭貸款之日起計至買方獲發房地產所有權證書(通常於買方持有有關物業後一至兩年內可以獲得)時止。

擔保的公平值並不重大，且本公司董事認為，於還款違約的情況下，有關物業的可變現淨值足以償還未償還的按揭本金連同應計利息及罰款，因此，財務報表中並無就擔保作出撥備。

- (b) 於報告期末，財務報表中未撥備之就授予合營公司之融資向銀行提供財務擔保如下：

	2018 二零一八年 RMB'000 人民幣千元	2017 二零一七年 RMB'000 人民幣千元
Guarantees given to banks in connection with facilities granted to a joint venture	538,905	217,781

於二零一八年十二月三十一日，本集團向一間合營公司擔保之銀行融資已動用約人民幣333,464,000元(二零一七年：人民幣200,524,000元)。

董事認為，擔保之公平值於初始時確認及預期信貸虧損撥備屬不重大。

NOTES TO FINANCIAL STATEMENTS

財務報表附註

31 December 2018 二零一八年十二月三十一日

39. OPERATING LEASE ARRANGEMENTS

As lessee

The Group leases certain of its factory and office premises under operating lease arrangements. Leases for properties are negotiated for terms of one to eighteen years with an option for renewal after that date, at which time all terms will be renegotiated.

As at 31 December 2018, the Group had total future minimum lease payments under non-cancellable operating leases falling due as follows:

		2018	2017
		二零一八年	二零一七年
		RMB'000	RMB'000
		人民幣千元	人民幣千元
Within one year	一年內	1,402	3,398
In the second to fifth years, inclusive	第二年至第五年(包括首尾兩年)	3,729	4,200
After five years	五年後	4,211	5,193
		9,342	12,791

39. 經營租賃安排

作為承租人

本集團根據經營租賃安排租賃其若干工廠及辦公室物業。經磋商物業租賃期限為一至十八年，可於屆滿時選擇續期，惟所有條款將予重新磋商。

於二零一八年十二月三十一日，本集團不可撤銷經營租賃的未來最低租金付款總額及屆滿期限如下：

NOTES TO FINANCIAL STATEMENTS

財務報表附註

31 December 2018 二零一八年十二月三十一日

40. COMMITMENTS

In addition to the operating lease commitments detailed in note 39 above, the Group had the following capital commitments:

		2018 二零一八年 RMB'000 人民幣千元	2017 二零一七年 RMB'000 人民幣千元
Contracted, but not provided for:	已訂約但未撥備：		
Land and buildings	土地及樓宇	283,340	289,235
Plant and machinery	廠房及機器	74,895	94,700
Construction and development cost	建設及開發成本	222,897	187,338
		581,132	571,273
Capital contributions payable for establishment of a joint venture	應付一間合營公司之成立之注資	119,331	120,676
Authorised, but not contracted for:	法定但未訂約：		
Plant and machinery	廠房及機器	2,500,000	2,500,000
		3,200,463	3,191,949

At the end of the reporting period, the Company did not have any significant commitments.

40. 承擔

除上文附註39所述的經營租賃承擔外，本集團擁有如下資本承擔：

於報告期末，本公司並無任何重大承擔。

NOTES TO FINANCIAL STATEMENTS

財務報表附註

31 December 2018 二零一八年十二月三十一日

41. RELATED PARTY TRANSACTIONS

(a) Name and relationship of related parties

The related party transactions in respect of purchases of spare parts above also constitute connected transactions or continuing connected transactions as defined in Chapter 14A of the Listing Rules.

The directors are of the view that the following companies are related parties which entered into material transactions with the Group during the year:

Name of related party 關聯方名稱	Relationship 關係
Guangzhou City Pearl River Machine Tool Works Co., Ltd. ("GZMT") 廣州市珠江機床廠有限公司(「廣州機床」)	GZMT is a company of which Mr. Chen Chang is the ultimate equity owner. 廣州機床乃由陳昌先生為最終股權擁有人之公司。
Al-Qahtani PCK Pipe Company	Al-Qahtani PCK Pipe Company is a joint venture of the Group. Al-Qahtani PCK Pipe Company 為本集團之合營公司。

(b) In addition to the transactions detailed elsewhere in these financial statements, the Group had the following transactions with related parties during the year:

Name of party 訂約方名稱	Nature of transaction 交易性質	Notes 附註	2018 二零一八年 RMB'000 人民幣千元	2017 二零一七年 RMB'000 人民幣千元
GZMT 廣州機床	Purchases of spare parts 採購零部件	(i)	—	4,154

Notes:

(i) The purchases were made at prices based on agreements signed between the parties.

41. 關聯方交易

(a) 關聯方名稱及關係

關於購買上述零部件的關聯方交易亦構成上市規則第14A章的關連交易或持續關連交易。

董事認為下列公司乃於年內與本集團訂立重大交易的關聯方：

(b) 除該等財務報表其他部分所披露的交易外，年內，本集團與關聯方訂立以下交易：

附註：

(i) 該等買賣按訂約方簽署的該等協議釐定的價格進行。

NOTES TO FINANCIAL STATEMENTS

財務報表附註

31 December 2018 二零一八年十二月三十一日

41. RELATED PARTY TRANSACTIONS (continued)

(c) Outstanding balances with a related party and a director:

		2018 二零一八年 RMB'000 人民幣千元	2017 二零一七年 RMB'000 人民幣千元
Due from a related party	應收關聯方款項		
GZMT	廣州機床	84,676	84,568
Due to a director	應付董事款項		
Mr. Chen Chang	陳昌先生	118,944	106,994

The outstanding balances with related parties are unsecured, interest-free and have no fixed terms of repayment.

關聯方的未支付結餘乃無抵押、免息且並無固定還款期。

(d) Compensation of key management personnel of the Group:

(d) 本集團主要管理人員的薪酬：

		2018 二零一八年 RMB'000 人民幣千元	2017 二零一七年 RMB'000 人民幣千元
Salaries, allowances and benefits in kind	薪金、補貼及實物利益	5,799	5,646
Retirement benefit scheme contributions	退休福利計劃供款	183	116
Total compensation paid to key management personnel	支付主要管理人員薪酬總額	5,982	5,762

Further details of directors' emoluments are included in note 9 to the financial statements.

董事酬金的進一步詳情載於本財務報表之附註9。

NOTES TO FINANCIAL STATEMENTS

財務報表附註

31 December 2018 二零一八年十二月三十一日

42. FINANCIAL INSTRUMENTS BY CATEGORY

The carrying amounts of each of the categories of financial instruments as at the end of the reporting period are as follows:

Financial assets

2018

42. 金融工具的分類

於報告期末，各類別金融工具的賬面值如下：

金融資產

二零一八年

		Financial assets at amortised cost 按攤銷成本計量的金融資產 RMB'000 人民幣千元
Financial assets included in long term prepayments and deposits	計入長期預付款項及按金的金融資產	5,736
Trade and bills receivables	貿易應收賬款及應收票據	540,225
Financial assets included in prepayments, other receivables and other assets	計入預付款項、其他應收款項及其他資產的金融資產	283,349
Pledged and restricted bank balances	已抵押及受限制銀行結餘	619,060
Cash and bank balances	現金及銀行結餘	66,907
		1,515,277

NOTES TO FINANCIAL STATEMENTS

財務報表附註

31 December 2018 二零一八年十二月三十一日

42. FINANCIAL INSTRUMENTS BY CATEGORY

(continued)

Financial assets (continued)

2017

二零一七年

		Loans and receivables 貸款及 應收款項 RMB'000 人民幣千元	Available- for-sale financial assets 可供出售 金融資產 RMB'000 人民幣千元	Total 總計 RMB'000 人民幣千元
Available-for-sale investments	可供出售投資	–	800	800
Financial assets included in long term prepayments and deposits	計入長期預付款項及 按金的金融資產	38,825	–	38,825
Trade and bills receivables	貿易應收賬款及 應收票據	371,120	–	371,120
Financial assets included in prepayments, other receivables and other assets	計入預付款項、 其他應收款項及 其他資產的金融資產	153,155	–	153,155
Pledged and restricted bank balances	已抵押及受限制 銀行結餘	252,292	–	252,292
Time deposit	定期存款	413,717	–	413,717
Cash and bank balances	現金及銀行結餘	36,392	–	36,392
		1,265,501	800	1,266,301

42. 金融工具的分類(續)

金融資產(續)

Available-

for-sale

financial

assets

可供出售

金融資產

RMB'000

人民幣千元

Total

總計

RMB'000

人民幣千元

NOTES TO FINANCIAL STATEMENTS

財務報表附註

31 December 2018 二零一八年十二月三十一日

42. FINANCIAL INSTRUMENTS BY CATEGORY

(continued)

Financial liabilities
2018

42. 金融工具的分類(續)

金融負債
二零一八年

		Financial liability at fair value through profit or loss 按公平值計入損益的金融負債 RMB'000 人民幣千元	Financial liabilities at amortised cost 按攤銷成本計量的金融負債 RMB'000 人民幣千元	Total 總計 RMB'000 人民幣千元
Derivative financial instrument	衍生金融工具	22,984	–	22,984
Trade and bills payables	貿易應付賬款及應付票據	–	688,464	688,464
Financial liabilities included in other payables and accruals	計入其他應付款項及應計費用的金融負債	–	379,577	379,577
Interest-bearing bank and other borrowings	計息銀行及其他借貸	–	6,097,719	6,097,719
Fixed rate bonds and notes	定息債券及票據	–	157,406	157,406
		22,984	7,323,166	7,346,150

2017

二零一七年

		Financial liabilities at amortised cost 按攤銷成本計量的金融負債 RMB'000 人民幣千元
Trade and bills payables	貿易應付賬款及應付票據	670,349
Financial liabilities included in other payables and accruals	計入其他應付款項及應計費用的金融負債	452,883
Interest-bearing bank and other borrowings	計息銀行及其他借貸	5,212,880
Fixed rate bonds and notes	定息債券及票據	608,418
		6,944,530

NOTES TO FINANCIAL STATEMENTS

財務報表附註

31 December 2018 二零一八年十二月三十一日

43. FAIR VALUE AND FAIR VALUE HIERARCHY OF FINANCIAL INSTRUMENTS

Management has assessed that the fair values of cash and cash equivalents, the current portion of pledged deposits, investment deposits, trade and bills receivables, trade and bills payables, financial assets included in prepayments, other receivables and other assets, financial liabilities included in other payables and accruals, short term notes and amounts due from/to subsidiaries approximate to their carrying amounts largely due to the short term maturities of these instruments.

The fair values of the financial assets and liabilities are included at the amount at which the instrument could be exchanged in a current transaction between willing parties, other than in a forced or liquidation sale. The following methods and assumptions were used to estimate the fair values:

The fair values of the financial assets and liabilities included in long term prepayments and deposits, the non-current portion of pledged deposits, available-for-sale investments, interest-bearing bank and other borrowings and fixed rate bonds and notes have been calculated by discounting the expected future cash flows using rates currently available for instruments with similar terms, credit risk and remaining maturities. The Group's own non-performance risk for finance lease payables, interest-bearing bank and other borrowings, and fixed rate bonds and notes as at 31 December 2018 was assessed to be insignificant. The carrying amounts of these financial instruments carried at amortised cost are not materially different from their fair values as at 31 December 2018 and 31 December 2017.

43. 金融工具之公平值及公平值等級

管理層已評估現金及現金等價物、已抵押存款之即期部分、投資存款、貿易應收賬款及應收票據、貿易應付賬款及應付票據、計入預付款項、其他應收款項及其他資產之金融資產、計入其他應付款項及應計費用之金融負債、短期票據及應收／付附屬公司款項之公平值，其與賬面值相若，主要因為該等工具於短期內到期。

金融資產及負債之公平值以自願交易方（強迫或清盤出售除外）當前交易中該工具之可交易金額入賬。下列方法及假設用於估計公平值：

計入長期預付款項及按金之金融資產和負債、已抵押存款之非即期部分、可供出售投資、計息銀行及其他借貸及定息債券及票據之公平值，乃以條款、信貸風險及餘下期限類似之工具現時可取得折現率，折現預期未來現金流計算。於二零一八年十二月三十一日，本集團就應付融資租賃款項、計息銀行及其他借貸及定息債券及票據之自有不履約風險評估為不重大。於二零一八年十二月三十一日及二零一七年十二月三十一日，該等按攤銷成本入賬之金融工具之賬面值與其公平值並無重大差異。

NOTES TO FINANCIAL STATEMENTS

財務報表附註

31 December 2018 二零一八年十二月三十一日

43. FAIR VALUE AND FAIR VALUE HIERARCHY OF FINANCIAL INSTRUMENTS (continued)

Fair value hierarchy

The Group did not have any financial asset measured at fair value as at 31 December 2018 (2017: Nil).

The following table illustrates the fair value measurement hierarchy of the Group's financial liabilities as at 31 December 2018 (2017: Nil):

43. 金融工具之公平值及公平值等級 (續)

公平值等級

於二零一八年十二月三十一日，本集團並無任何按公平值計量之金融資產（二零一七年：無）。

下表說明本集團於二零一八年十二月三十一日之金融負債之公平值計量層級（二零一七年：無）：

Fair value measurement as at 31 December 2018 using 於二零一八年十二月三十一日使用以下輸入值計量之公平值			
Quoted prices in active markets (Level 1) 於活躍市場 所報價格 (第一級) RMB'000 人民幣千元	Significant observable inputs (Level 2) 重大可觀察 輸入值 (第二級) RMB'000 人民幣千元	Significant unobservable input (Level 3) 重大不可觀察 輸入值 (第三級) RMB'000 人民幣千元	Total 總計 RMB'000 人民幣千元

Recurring fair value measurement for: 經常性公平值計量：

Derivative financial instrument 衍生金融工具	-	22,984	-	22,984
---	---	--------	---	--------

During the year, there were no transfers of fair value measurements between Level 1 and Level 2 and no transfers into or out of Level 3 for both financial assets and financial liabilities (2017: Nil).

年內，第一級及第二級之間概無有關金融資產及金融負債之公平值計量轉移，亦無轉入第三級或自第三級轉出（二零一七年：無）。

44. FINANCIAL RISK MANAGEMENT OBJECTIVES AND POLICIES

The Group's principal financial instruments comprise bank and other borrowings, fixed rate bonds and notes, cash and short term deposits. The main purpose of these financial instruments is to raise finance for the Group's operations. The Group has various other financial assets and liabilities such as trade receivables and trade payables, which arise directly from its operations.

44. 財務風險管理目標及政策

本集團主要的金融工具包括銀行及其他借貸、定息債券及票據、現金及短期存款。該等金融工具的主要目的是為本集團的經營融資。本集團有各種其他金融資產及負債，如貿易應收賬款及貿易應付賬款等，直接由其經營產生。

NOTES TO FINANCIAL STATEMENTS

財務報表附註

31 December 2018 二零一八年十二月三十一日

44. FINANCIAL RISK MANAGEMENT

OBJECTIVES AND POLICIES (continued)

The main risks arising from the Group's financial instruments are interest rate risk, foreign currency risk, credit risk and liquidity risk. The Group does not have any written risk management policies and guidelines. Generally, the Group introduces prudent strategies on its risk management. The board of directors reviews and agrees policies for managing each of these risks and they are summarised below:

(a) Interest rate risk

The Group's exposure to the risk of changes in market interest rates relates primarily to the Group's bank loans and government loans with floating interest rates.

The Group regularly reviews and monitors the mix of fixed and floating interest rate borrowings in order to manage its interest rate risk. Interest-bearing loans, cash and short term deposits are stated at amortised cost and not revalued on a periodic basis. Floating rate interest income and expenses are credited/charged to the statement of profit or loss as earned/incurred.

Management does not anticipate any significant impact resulting from the changes in interest rates because most of the Group's loans as at the end of the reporting period were at fixed interest rates which have no significant impact on cash flow interest rate risk.

If there was a general increase/decrease in the interest rate of bank and other borrowings with floating interest rates by one percentage point, with all other variables held constant, the consolidated operating results would decrease/increase by approximately RMB43.3 million (2017: RMB22.5 million), and there would be no impact on other components of the consolidated equity, except for retained profits, of the Group.

44. 財務風險管理目標及政策(續)

由本集團的金融工具產生的主要風險有利率風險、外幣風險、信貸風險及流動資金風險。本集團無任何書面風險管理政策及指引。一般而言，本集團在其風險管理中引入審慎的策略。董事會審閱並協定管理這些風險各自的政策，概述如下：

(a) 利率風險

本集團承受的市場利率變動風險主要與本集團按浮動利率計息的銀行貸款及政府貸款有關。

本集團定期審查並監察固定及浮動利率混合借貸，以管理其利率風險。計息貸款、現金及短期存款按攤銷成本列值，而不定期重估。浮動利率利息收入及開支按賺取／產生時在損益表計入／扣除。

管理層預期，利率變動不會產生任何重大影響，因為本集團於報告期末的大部分貸款是按固定利率計息，不會對現金流量利率風險有重大影響。

若按浮動利率計算的銀行及其他借貸整體加息／減息一個百分點，而所有其他變量不變，則綜合經營業績將減少／增加約人民幣43,300,000元（二零一七年：人民幣22,500,000元），對本集團綜合權益的其他成分並無影響（惟留存溢利除外）。

NOTES TO FINANCIAL STATEMENTS

財務報表附註

31 December 2018 二零一八年十二月三十一日

44. FINANCIAL RISK MANAGEMENT OBJECTIVES AND POLICIES (continued)

(b) Foreign currency risk

The Group has transactional currency exposures. These exposures arise from sales by operating units in currencies other than the units' functional currencies. Approximately 28% (2017: 47%) of the Group's sales were denominated in currencies other than the functional currencies of the operating units making the sale.

The following table demonstrates the sensitivity as at the end of the reporting period to a reasonably possible change in the United States ("US") dollar exchange rate, with all other variables held constant, of the Group's loss before tax.

Effect on loss before tax

Increase in the US dollar rate of 3%	美元匯率增加3%
Decrease in the US dollar rate of 3%	美元匯率減少3%

(c) Credit risk

The Group has no concentration of credit risk. The Group's cash and cash equivalents are mainly deposited with state-owned banks in Mainland China.

The carrying amounts of trade and other receivables and cash and cash equivalents included in the consolidated statement of financial position represent the Group's maximum exposure to credit risk in relation to its financial assets. The Group has no other financial assets which carry significant exposure to credit risk.

Since the Group trades only with recognised and creditworthy third parties, there is no requirement for collateral. There are no significant concentrations of credit risk within the Group as the Group's trade receivables are widely dispersed among different customers.

Further quantitative data in respect of the Group's exposure to credit risk arising from trade receivables are disclosed in note 23.

44. 財務風險管理目標及政策 (續)

(b) 外幣風險

本集團面臨交易貨幣風險。該等風險來自經營單位以單位的功能貨幣以外的貨幣進行的銷售。本集團銷售中約28% (二零一七年：47%) 以進行銷售的經營單位的功能貨幣以外的貨幣計值。

下表顯示於報告期末本集團除稅前虧損在所有其他變量保持不變情況下對於美元匯率的合理可能變動的敏感度。

對除稅前虧損的影響

	2018 二零一八年 RMB'000 人民幣千元	2017 二零一七年 RMB'000 人民幣千元
Increase in the US dollar rate of 3%	(14,663)	(13,670)
Decrease in the US dollar rate of 3%	14,663	13,670

(c) 信貸風險

本集團無集中信貸風險。本集團現金及現金等價物主要存放於中國大陸國有銀行。

列入綜合財務狀況表的貿易及其他應收款項和現金及現金等價物的賬面值為本集團有關金融資產的最大信貸風險。本集團無其他面臨重大信貸風險的金融資產。

鑒於本集團僅與獲認可及信譽良好的第三方進行交易，故毋須作出抵押。由於本集團貿易應收賬款廣泛分佈於不同客戶，故本集團並無重大集中信貸風險。

有關本集團就貿易應收賬款所承受信貸風險的其他量化數據已於附註23披露。

NOTES TO FINANCIAL STATEMENTS

財務報表附註

31 December 2018 二零一八年十二月三十一日

44. FINANCIAL RISK MANAGEMENT OBJECTIVES AND POLICIES (continued)

(d) Liquidity risk

The Group's objective is to ensure continuity of sufficient funding and flexibility by utilising a variety of bank and other borrowings with debt maturities spreading over a range of periods, thereby ensuring that the Group's outstanding borrowing obligation is not exposed to excessive repayment risk in any one year. Due to the capital intensive nature of the Group's businesses, the Group ensures that it maintains sufficient cash and credit lines to meet its liquidity requirements.

The liquidity of the Group is primarily dependent on its ability to maintain adequate cash inflows from operations to meet its debt obligations as they fall due, and its ability to obtain external financing to meet its committed future capital expenditure. With regard to its future capital commitments and other financing requirements, the Group has already obtained banking facilities with several banks of up to an amount of RMB1,005 million as at 31 December 2018, of which an amount of approximately RMB735 million has been utilised.

The maturity profile of the Group's financial liabilities as at the end of the reporting period, based on the contractual undiscounted payments, is as follows:

		31 December 2018 二零一八年十二月三十一日			
		Less than 1 year	Over 1 year	Total	
		On demand			
		按要求	少於一年	一年以上	
		RMB'000	RMB'000	RMB'000	
		人民幣千元	人民幣千元	人民幣千元	
Trade and bills payables	貿易應付賬款及應付票據	–	688,464	–	688,464
Other payables	其他應付款項	–	379,577	–	379,577
Interest-bearing bank and other borrowings	計息銀行及其他借貸	–	2,741,043	4,817,704	7,558,747
Fixed rate bonds and notes	定息債券及票據	–	13,445	195,275	208,720
		–	3,822,529	5,012,979	8,835,508

44. 財務風險管理目標及政策 (續)

(d) 流動資金風險

本集團的目標是，利用債務到期日各有不同的各種銀行及其他借貸，確保持續獲得足夠融資及具備靈活性，從而確保本集團尚未償還的借貸債務在任何一年不會承受過多的償還風險。由於本集團業務的資本密集性，本集團確保維持足夠現金及信用限額以滿足其流動資金要求。

本集團的流動資金主要依賴其業務維持足夠現金流入以應付到期應付負債，以及取得外來資金撥付其日後承擔的資本開支的能力。鑒於本集團日後資本承擔和其他融資需要，於二零一八年十二月三十一日，本集團已取得多家銀行提供達人民幣1,005,000,000元的授信額度，其中已動用約人民幣735,000,000元。

於報告期末，本集團基於已訂約未折現付款的金融負債的到期情況如下：

NOTES TO FINANCIAL STATEMENTS

財務報表附註

31 December 2018 二零一八年十二月三十一日

44. FINANCIAL RISK MANAGEMENT OBJECTIVES AND POLICIES (continued)

(d) Liquidity risk (continued)

		31 December 2017 二零一七年十二月三十一日			
		On demand	Less than 1 year	Over 1 year	Total
		按要求	少於一年	一年以上	總計
		RMB'000	RMB'000	RMB'000	RMB'000
		人民幣千元	人民幣千元	人民幣千元	人民幣千元
Trade and bills payables	貿易應付賬款及應付票據	–	670,349	–	670,349
Other payables	其他應付款項	–	452,883	–	452,883
Interest-bearing bank and other borrowings	計息銀行及其他借貸	–	3,501,679	2,609,260	6,110,939
Fixed rate bonds and notes	定息債券及票據	–	494,397	185,565	679,962
		–	5,119,308	2,794,825	7,914,133

(e) Capital management

The primary objectives of the Group's capital management are to safeguard the Group's ability to continue as a going concern and to maintain healthy capital ratios in order to support its business and maximise shareholders' value.

44. 財務風險管理目標及政策 (續)

(d) 流動資金風險 (續)

		31 December 2017 二零一七年十二月三十一日			
		On demand	Less than 1 year	Over 1 year	Total
		按要求	少於一年	一年以上	總計
		RMB'000	RMB'000	RMB'000	RMB'000
		人民幣千元	人民幣千元	人民幣千元	人民幣千元
Trade and bills payables	貿易應付賬款及應付票據	–	670,349	–	670,349
Other payables	其他應付款項	–	452,883	–	452,883
Interest-bearing bank and other borrowings	計息銀行及其他借貸	–	3,501,679	2,609,260	6,110,939
Fixed rate bonds and notes	定息債券及票據	–	494,397	185,565	679,962
		–	5,119,308	2,794,825	7,914,133

(e) 資本管理

本集團資本管理的主要目標是維持本集團持續經營的能力及穩健資本比率，以支持其業務並使股東價值最大化。

NOTES TO FINANCIAL STATEMENTS

財務報表附註

31 December 2018 二零一八年十二月三十一日

44. FINANCIAL RISK MANAGEMENT OBJECTIVES AND POLICIES (continued)

(e) Capital management (continued)

The Group monitors capital using a gearing ratio, which is total debts divided by total assets, and is defined to include payables incurred nor in the ordinary course of business. Total debts include interest-bearing bank and other borrowings and fixed rate bonds and notes. The gearing ratios as at the end of the reporting periods are as follows:

		2018 二零一八年 RMB'000 人民幣千元	2017 二零一七年 RMB'000 人民幣千元
Interest-bearing bank and other borrowings (note 27)	計息銀行及其他借貸 (附註27)	6,097,719	5,212,880
Fixed rate bonds and notes (note 31)	定息債券及票據(附註31)	157,406	608,418
Total debts	總債務	6,255,125	5,821,298
Total assets	總資產	10,008,293	10,153,096
Gearing ratio	資產負債比率	62.5%	57.3%

44. 財務風險管理目標及政策(續)

(e) 資本管理(續)

本集團利用資產負債比率監控資本，該比率為總債務除以總資產，並定義為包括於非日常業務過程中產生的應付款項。總債務包括計息銀行及其他借貸及定息債券及票據。於報告期末的資產負債比率如下：

NOTES TO FINANCIAL STATEMENTS

財務報表附註

31 December 2018 二零一八年十二月三十一日

45. EVENTS AFTER THE REPORTING PERIOD

On 27 February 2019, the Group entered into another disposal agreement with Yuecai Trust and certain other related companies of Yuecai Trust for the disposal of the remaining 80% equity interest in PCKSP for a total consideration of RMB2,448 million (hereafter referred to as the “2019 Disposal Transaction”). The 2019 Disposal Transaction constituted a very substantial disposal pursuant to the relevant Listing Rules and is subject to approval by the shareholders at the extraordinary general meeting. As at the date of this report, the extraordinary general meeting has not been conducted and accordingly the 2019 Disposal Transaction is not yet approved. Details of the 2019 Disposal Transaction are disclosed in the Company’s announcement and circular dated 27 February 2019 and 26 March 2019, respectively.

The 2019 Disposal Transaction should be read in conjunction of the 2018 Disposal Transaction (refer to note 1), which is subject to certain conditions to be fulfilled by the Group. These conditions included, among others, the change of the land use from “industrial” to “commercial and residential” of the land owned by PCKSP, and the carve out of all the assets and liabilities of PCKSP with the remaining land owned by PCKSP as the only asset prior to the disposal.

As part of the 2019 Disposal Transaction, an additional loan of RMB700 million will be granted to the Group.

In the event that the land could not be changed from “industrial” to “commercial and residential” use within three years after the date of the respective agreement, the buyer may request the Group to repurchase all the equity interest in PCKSP plus an amount equal to an annualised percentage gain of 11% payable within 30 days after the issue of notice from the buyer regarding the failure of the change of land use.

When all the required conditions have been met, the 2018 and 2019 Disposal Transactions will be regarded as completed, management estimated that a gain of approximately RMB2.2 billion will arise based on the prevailing market information of the underlying assets of PCKSP. Upon completion of these disposals, the Group will cease to own any shareholdings in PCKSP.

45. 報告期後事項

於二零一九年二月二十七日，本集團與粵財信托及粵財信托的若干其他關聯公司訂立另一份出售協議，以出售番禺珠江鋼管餘下的80%股權，總代價為人民幣2,448,000,000元。（以下簡稱「二零一九年出售交易」）。根據相關上市規則，二零一九年出售交易構成非常重大的出售交易，並須於股東特別大會上獲股東批准。於本報告日期，由於股東特別大會尚未舉行，因此二零一九年出售交易尚未獲批准。有關二零一九年出售交易的詳情分別於披露於本公司日期為二零一九年二月二十七日及二零一九年三月二十六日的公佈及通函。

二零一九年出售交易應與二零一八年出售交易（參閱附註1）一併閱讀，該交易須於本集團達成若干條件之後方告完成。該等條件包括（其中包括）番禺珠江鋼管所持有土地之用途由「工業」改為「住宅及商業」，以及番禺珠江鋼管剝離所有資產及負債，而餘下番禺珠江鋼管所持有的土地作為出售前的唯一資產。

作為二零一九年出售交易的一部分，本集團將獲得人民幣700,000,000元的額外貸款。

倘若在相應協議日期之後三年內該土地的用途無法由「工業」改為「住宅及商業」，買方可要求本集團回購番禺珠江鋼管的全部股權，加上金額相等於年化回報率11%的款項，並於買方發出土地用途變更失敗通知之後30天內支付。

當所有必要條件均達成時，二零一八年及二零一九年出售交易將被視為已完成，根據番禺珠江鋼管相關資產的現行市場資料，管理層估計相關交易將產生約人民幣2,200,000,000元的收益。待該等出售完成後，本集團將不再擁有番禺珠江鋼管的任何股權。

NOTES TO FINANCIAL STATEMENTS

財務報表附註

31 December 2018 二零一八年十二月三十一日

46. STATEMENT OF FINANCIAL POSITION OF THE COMPANY

Information about the statement of financial position of the Company at the end of the reporting period is as follows:

46. 本公司之財務狀況表

本公司於報告期末之財務狀況表資料如下：

		2018 二零一八年 RMB'000 人民幣千元	2017 二零一七年 RMB'000 人民幣千元
NON-CURRENT ASSETS	非流動資產		
Investments in subsidiaries	於附屬公司之投資	922,759	922,759
Total non-current assets	非流動資產總值	922,759	922,759
CURRENT ASSETS	流動資產		
Prepayments, other receivables and other assets	預付款項、其他應收款項及 其他資產	822	8,436
Due from subsidiaries	應收附屬公司款項	1,233,567	1,459,521
Cash and bank balances	現金及銀行結餘	5,244	5,188
Total current assets	流動資產總值	1,239,633	1,473,145
CURRENT LIABILITIES	流動負債		
Interest-bearing bank and other borrowings	計息銀行及其他貸款	296,490	324,824
Other payables and accruals	其他應付款項及應計費用	24,382	8,503
Due to subsidiaries	應付附屬公司款項	68,271	64,895
Fixed rate bonds and notes	定息債券及票據	-	467,821
Total current liabilities	流動負債總額	389,143	866,043
NET CURRENT ASSETS	流動資產淨值	850,490	607,102
TOTAL ASSETS LESS CURRENT LIABILITIES	資產總值減流動負債	1,773,249	1,529,861
NON-CURRENT LIABILITIES	非流動負債		
Fixed rate bonds and notes	定息債券及票據	541,177	140,597
Total non-current liabilities	非流動負債總額	541,177	140,597
Net assets	資產淨值	1,232,072	1,389,264
EQUITY	權益		
Issued capital	已發行股本	88,856	88,856
Reserves (note)	儲備(附註)	1,143,216	1,300,408
Total equity	權益總額	1,232,072	1,389,264

NOTES TO FINANCIAL STATEMENTS

財務報表附註

31 December 2018 二零一八年十二月三十一日

46. STATEMENT OF FINANCIAL POSITION OF THE COMPANY (continued)

Note:

A summary of the Company's reserves is as follows:

		Share premium	Contributed surplus	Accumulated losses	Exchange fluctuation reserve	Total
		股份溢價	實繳盈餘	累計虧損	匯率波動儲備	總計
		RMB'000	RMB'000	RMB'000	RMB'000	RMB'000
		人民幣千元	人民幣千元	人民幣千元	人民幣千元	人民幣千元
At 1 January 2017	於二零一七年一月一日	824,219	1,712,731	(1,060,253)	(12,673)	1,464,024
Total comprehensive loss for the year	本年度全面虧損總額	—	—	(125,229)	(38,387)	(163,616)
At 31 December 2017	於二零一七年十二月三十一日	824,219	1,712,731	(1,185,482)	(51,060)	1,300,408
Total comprehensive loss for the year	本年度全面虧損總額	—	—	(174,924)	17,732	(157,192)
At 31 December 2018	於二零一八年十二月三十一日	824,219	1,712,731	(1,360,406)	(33,328)	1,143,216

46. 本公司之財務狀況表(續)

附註：

本公司之儲備概要如下：

47. APPROVAL OF THE FINANCIAL STATEMENTS

The financial statements were approved and authorised for issue by the board of directors on 29 March 2019.

47. 批准財務報表

財務報表已於二零一九年三月二十九日獲董事會批准及授權刊發。

FIVE-YEAR FINANCIAL SUMMARY

五年財務概要

SUMMARY FINANCIAL INFORMATION

A summary of the published results and of the assets and liabilities of the Group for the last five financial years prepared on the basis set out in the note below is as follows:

Results

		Year ended 31 December 截至十二月三十一日止年度				
		2018 二零一八年 RMB'000 人民幣千元	2017 二零一七年 RMB'000 人民幣千元	2016 二零一六年 RMB'000 人民幣千元	2015 二零一五年 RMB'000 人民幣千元	2014 二零一四年 RMB'000 人民幣千元
Revenue	收入	1,620,456	873,293	1,443,487	2,539,178	2,679,188
Cost of sales	銷售成本	(1,358,041)	(815,182)	(1,361,900)	(2,131,965)	(2,367,575)
Gross Profit	毛利	262,415	58,111	81,587	407,213	311,613
Other income and gains	其他收入及收益	81,579	140,553	37,564	29,221	125,840
Selling and distribution expenses	銷售及分銷費用	(63,744)	(107,330)	(144,423)	(171,695)	(139,232)
Administrative expenses	行政費用	(437,020)	(475,632)	(470,977)	(439,991)	(453,637)
Other expenses	其他費用	(93,432)	(12,873)	(105,283)	(17,469)	(38,156)
Exchange gain/(loss), net	匯兌收益／(虧損)淨額	16,241	(44,121)	(86,417)	(53,558)	1,850
Finance costs	融資成本	(374,468)	(426,286)	(237,142)	(237,111)	(260,365)
Impairment of property, plant and equipment and goodwill	物業、廠房及設備以及商譽之減值	–	(18,006)	(516,250)	–	–
Fair value gains on investment properties	投資物業之公平值收益	21,779	–	–	627,882	99,587
Fair value loss on a derivative financial instrument	衍生金融工具之公平值虧損	(22,984)	–	–	–	–
Share of a loss of a joint venture	應佔一間合營公司虧損	(2,724)	(2,779)	(1,460)	(582)	(263)
Profit/(loss) before tax	除稅前溢利／(虧損)	(612,358)	(888,363)	(1,442,801)	143,910	(352,763)
Income tax (expense)/credit	所得稅(支出)／抵免	113,423	14,608	(56,197)	(118,399)	(5,914)
Profit/(loss) for the year	年內溢利／(虧損)	(498,935)	(873,755)	(1,498,998)	25,511	(358,677)
Other comprehensive income/(loss) for the year, net of tax	年內其他全面收入／(虧損)(扣除稅項)	(116,857)	153,862	(133,018)	(94,725)	(2,189)
Total comprehensive income/(loss) for the year	年內全面收入／(虧損)總額	(615,792)	(719,893)	(1,632,016)	(69,214)	(360,866)
Earnings/(loss) per share (RMB) – basic and diluted	每股盈利／(虧損)(人民幣) – 基本及攤薄	RMB 人民幣 (0.49) 元	RMB 人民幣 (0.86) 元	RMB 人民幣 (1.48) 元	RMB 人民幣 0.02 元	RMB 人民幣 (0.36) 元

財務資料概要

本集團按下文附註所載的基準編製過去五個財政年度的已公佈業績及資產與負債概要如下：

業績

FIVE-YEAR FINANCIAL SUMMARY

五年財務概要

Assets and Liabilities

資產與負債

31 December

十二月三十一日

		2018 二零一八年 RMB'000 人民幣千元	2017 二零一七年 RMB'000 人民幣千元	2016 二零一六年 RMB'000 人民幣千元	2015 二零一五年 RMB'000 人民幣千元	2014 二零一四年 RMB'000 人民幣千元
Non-current assets	非流動資產	5,437,956	5,986,437	7,140,362	7,872,635	7,429,301
Current assets	流動資產	4,570,337	4,166,659	3,815,464	4,200,730	4,032,307
Current liabilities	流動負債	(4,610,046)	(6,333,616)	(6,539,519)	(4,594,486)	(4,778,993)
Non-current liabilities	非流動負債	(5,167,974)	(2,973,415)	(2,848,421)	(4,278,977)	(3,413,499)
Total Equity	權益總額	230,273	846,065	1,567,886	3,199,902	3,269,116

CHU KONG PETROLEUM AND NATURAL GAS STEEL PIPE HOLDINGS LIMITED
珠江石油天然氣鋼管控股有限公司
www.pck.com.cn

