



**WONG'S INTERNATIONAL HOLDINGS LIMITED**

**王氏國際集團有限公司**

(Incorporated in Bermuda with limited liability) (於百慕達註冊成立之有限公司)

Stock Code 股份代號: 99

**2018** | 年報  
ANNUAL REPORT

**Strive for  
Excellence**  
**追求卓越**



## 目錄

公司資料	2	Corporate Information
主席報告書	4	Chairman's Statement
財務摘要	10	Financial Highlights
五年財務概要	12	Five-Year Financial Summary
董事會報告書	13	Directors' Report
環境、社會及管治報告書	36	Environmental, Social and Governance Report
企業管治報告書	56	Corporate Governance Report
獨立核數師報告	74	Independent Auditor's Report
綜合收益表	82	Consolidated Income Statement
綜合全面收入表	83	Consolidated Statement of Comprehensive Income
綜合財務狀況表	84	Consolidated Statement of Financial Position
綜合權益變動表	86	Consolidated Statement of Changes in Equity
綜合現金流量表	88	Consolidated Cash Flow Statement
綜合財務報表附註	89	Notes to the Consolidated Financial Statements
主要物業列表	224	Schedule of Principal Properties

## CONTENTS

## 公司資料

### Corporate Information

#### 董事會

##### 執行董事

王忠秣先生  
(主席兼行政總裁)  
王賢敏女士  
陳子華博士  
溫民強先生  
熊永順先生

##### 獨立非執行董事

李家祥博士，GBS，OBE，太平紳士  
楊孫西博士，GBM，太平紳士  
葉天養先生，太平紳士  
張志超先生

##### 審核委員會

李家祥博士，GBS，OBE，太平紳士(主席)  
楊孫西博士，GBM，太平紳士  
葉天養先生，太平紳士

##### 風險管理委員會

王賢敏女士(主席)  
陳子華博士  
熊永順先生

##### 薪酬委員會

楊孫西博士，GBM，太平紳士(主席)  
葉天養先生，太平紳士  
陳子華博士

##### 行政委員會

王忠秣先生(主席)  
王賢敏女士  
陳子華博士  
溫民強先生

##### 公司秘書

何婉芬女士，FCIS，FCS

##### 核數師

羅兵咸永道會計師事務所  
香港執業會計師

#### BOARD OF DIRECTORS

##### Executive Directors

Mr. Wong Chung Mat, Ben  
(Chairman and Chief Executive Officer)  
Ms. Wong Yin Man, Ada  
Dr. Chan Tsze Wah, Gabriel  
Mr. Wan Man Keung  
Mr. Hung Wing Shun, Edmund

##### Independent Non-executive Directors

Dr. Li Ka Cheung, Eric, GBS, OBE, JP  
Dr. Yu Sun Say, GBM, JP  
Mr. Alfred Donald Yap, JP  
Mr. Cheung Chi Chiu, David

##### AUDIT COMMITTEE

Dr. Li Ka Cheung, Eric, GBS, OBE, JP (Chairman)  
Dr. Yu Sun Say, GBM, JP  
Mr. Alfred Donald Yap, JP

##### RISK MANAGEMENT COMMITTEE

Ms. Wong Yin Man, Ada (Chairperson)  
Dr. Chan Tsze Wah, Gabriel  
Mr. Hung Wing Shun, Edmund

##### REMUNERATION COMMITTEE

Dr. Yu Sun Say, GBM, JP (Chairman)  
Mr. Alfred Donald Yap, JP  
Dr. Chan Tsze Wah, Gabriel

##### ADMINISTRATIVE COMMITTEE

Mr. Wong Chung Mat, Ben (Chairman)  
Ms. Wong Yin Man, Ada  
Dr. Chan Tsze Wah, Gabriel  
Mr. Wan Man Keung

##### COMPANY SECRETARY

Ms. Ho Yuen Fan, FCIS, FCS

##### AUDITOR

PricewaterhouseCoopers  
Certified Public Accountants, Hong Kong

## 公司資料 Corporate Information

### 律師

莊驥律師事務所  
Farrand Cooper, P.C.

### 來往銀行

香港上海滙豐銀行有限公司  
中國銀行(香港)有限公司  
渣打銀行(香港)有限公司

### 註冊辦事處

Clarendon House  
2 Church Street  
Hamilton HM 11  
Bermuda

### 總辦事處

香港  
九龍  
官塘  
偉業街108號  
絲寶國際大廈17樓

### 主要股份過戶登記處

MUFG Fund Services (Bermuda) Limited  
The Belvedere Building  
69 Pitts Bay Road  
Pembroke HM08  
Bermuda

### 香港股份過戶登記分處

卓佳標準有限公司  
香港  
皇后大道東183號  
合和中心22樓

### 網址

[www.wih.com.hk](http://www.wih.com.hk)

### SOLICITORS

J.S. Gale & Co.  
Farrand Cooper, P.C.

### BANKERS

The Hongkong and Shanghai Banking Corporation Limited  
Bank of China (Hong Kong) Limited  
Standard Chartered Bank (Hong Kong) Limited

### REGISTERED OFFICE

Clarendon House  
2 Church Street  
Hamilton HM 11  
Bermuda

### PRINCIPAL OFFICE

17/F, C-Bons International Center  
No. 108 Wai Yip Street  
Kwun Tong  
Kowloon  
Hong Kong

### PRINCIPAL SHARE REGISTRAR

MUFG Fund Services (Bermuda) Limited  
The Belvedere Building  
69 Pitts Bay Road  
Pembroke HM08  
Bermuda

### HONG KONG BRANCH SHARE REGISTRAR

Tricor Standard Limited  
Level 22, Hopewell Centre  
183 Queen's Road East  
Hong Kong

### WEBSITE

[www.wih.com.hk](http://www.wih.com.hk)

## 主席報告書 Chairman's Statement

### 財務業績

截至二零一八年十二月三十一日止年度，王氏國際集團有限公司（「本公司」）擁有人應佔利潤達港幣1,421,700,000元，而上一個財政年度則為港幣479,900,000元。利潤大幅增長主要乃由於應佔合營企業利潤增加港幣769,900,000元及「投資物業公允價值變動」增加港幣139,200,000元。本年度之每股盈利為港幣2.97元，而上一個財政年度則為港幣1.00元。

截至二零一八年十二月三十一日止年度，本公司及其附屬公司（「本集團」）之收益為港幣4,013,500,000元，而上一個財政年度則為港幣3,817,500,000元。截至二零一八年十二月三十一日止年度之營運利潤為港幣524,800,000元，即為收益的13.1%，而上一個財政年度則為港幣315,600,000元，即為上一個財政年度收益的8.3%。營運利潤上升主要乃由「投資物業公允價值變動」及人民幣波動所致。

### 股息

本公司已支付二零一八年度中期股息每股港幣0.04元（二零一七年：港幣0.04元）。董事現建議於二零一九年六月二十日（星期四）或之前派付末期股息每股港幣0.055元（二零一七年：港幣0.035元）予二零一九年六月六日（星期四）名列本公司股東名冊之股東。派付有關建議末期股息須待股東於本公司應屆股東週年大會上批准，方可作實。

### FINAL FINANCIAL RESULTS

The profit attributable to owners of Wong's International Holdings Limited (the "Company") for the year ended 31 December 2018 amounted to HK\$1,421.7 million, as compared to HK\$479.9 million for the last financial year. The significant increase was mainly due to the increase in share of profit of joint ventures in the sum of HK\$769.9 million and the "change in fair value of investment properties" in the sum of HK\$139.2 million. Earnings per share for the year were HK\$2.97 as compared to HK\$1.00 for the last financial year.

The revenue of the Company and its subsidiaries (the "Group") for the year ended 31 December 2018 was HK\$4,013.5 million, as compared to HK\$3,817.5 million for the last financial year. Operating profit for the year ended 31 December 2018 was HK\$524.8 million or 13.1% of revenue, as compared to HK\$315.6 million or 8.3% of revenue for the last financial year. The increase in operating profit was mainly driven by "change in fair value of investment properties" and fluctuation of Renminbi.

### DIVIDENDS

The Company paid an interim dividend of HK\$0.04 (2017: HK\$0.04) per share for 2018. The Directors now recommend the payment of a final dividend of HK\$0.055 (2017: HK\$0.035) per share on or before Thursday, 20 June 2019 to the shareholders whose names appear on the Register of Members of the Company on Thursday, 6 June 2019. Payment of such proposed final dividend is subject to approval of the shareholders at the forthcoming annual general meeting of the Company.

## 主席報告書 Chairman's Statement

### 股息政策

為維持合理的投資回報及回饋股東之持續支持，本公司已採納股息政策，按本集團的利潤表現向股東派發股息。股息派付比率將會根據股東應佔利潤（不包括已計入綜合收益表的應佔合營企業／相聯公司利潤及虧損以及投資物業公允價值變動），並經考慮多個於宣派股息當時之因素後釐定，包括但不限於財務表現及預期的盈利能力、流動資金狀況及資本效率、遵守財務契約、來自附屬公司的股息收入、未來發展及承諾、潛在投資機遇，以及本公司之公司細則、百慕達法律及其他適用規則和規例內的相關條文。本公司亦或會在普通股息以外不時派發特別股息。

視乎不時的情況而定，股息建議及派付將由本公司董事會全權決定，及在適用情況下需經股東批准。概無保證將會就任何指定期間建議或派付任何特定金額的股息。

### DIVIDEND POLICY

For the purpose of maintaining a reasonable return on investment and rewarding shareholders for their continued support, the Board has adopted a Dividend Policy for distribution of dividend to the shareholders in accordance with the Group's profit performance. The dividend payout ratio will be based on the profit attributable to the shareholders excluding share of profit and loss of joint ventures/associated companies and change in fair value of investment properties which have been recorded in the consolidated income statement after considering various prevailing factors at the time of declaration of dividend, including but not limited to financial performance and projected profitability, liquidity position and capital efficiency, compliance with financial covenants, dividends received from subsidiaries, future growth and commitments, potential investment opportunities, relevant provisions under the Company's bye-laws, laws of Bermuda and other applicable rules and regulations. The Company may also distribute special dividend from time to time in addition to the ordinary dividend.

Depending on the situation from time to time, dividend recommendation and payment shall be determined at the sole discretion of the Board and subject to the approval of shareholders, where appropriate. There is no assurance that dividends will be recommended or paid in any particular amount for any given period.

## 主席報告書 Chairman's Statement

### 暫停辦理股東登記手續

為確定出席即將於二零一九年五月三十一日(星期五)舉行之本公司應屆股東週年大會並於會上投票之權利，本公司將於二零一九年五月二十七日(星期一)至二零一九年五月三十一日(星期五)(包括首尾兩日)暫停辦理本公司股東登記手續，於該期間內不會辦理股份轉讓。如欲符合資格出席大會並於會上投票，務須於二零一九年五月二十四日(星期五)下午四時三十分前，將所有過戶表格連同有關股票，一併送達本公司之香港股份過戶登記分處卓佳標準有限公司，地址為香港皇后大道東183號合和中心22樓，以辦理登記手續。

為確定收取建議末期股息之權利，本公司將於二零一九年六月六日(星期四)暫停辦理本公司股東登記手續，該日不會辦理股份轉讓。如欲獲派建議末期股息，務須於二零一九年六月五日(星期三)下午四時三十分前，將所有過戶表格連同有關股票，一併送達本公司之香港股份過戶登記分處卓佳標準有限公司，地址為香港皇后大道東183號合和中心22樓，以辦理登記手續。

### 業務回顧

#### 電子製造服務(「EMS部門」)

EMS部門於截至二零一八年十二月三十一日止年度錄得收益為港幣3,946,200,000元，而上一個財政年度則為港幣3,760,800,000元。EMS部門應佔分部利潤為港幣209,900,000元，較上一個財政年度港幣211,400,000元下跌0.7%。分部利潤輕微減少乃歸因薪金上升及毛利百分比微跌，惟部份被收入增長所抵銷。

### CLOSURE OF REGISTER OF MEMBERS

For determining the entitlement to attend and vote at the forthcoming annual general meeting of the Company to be held on Friday, 31 May 2019, the Register of Members of the Company will be closed from Monday, 27 May 2019 to Friday, 31 May 2019, both days inclusive. During this period, no transfer of shares will be effected. To be eligible to attend and vote at the meeting, all transfers accompanied by the relevant share certificates must be lodged with the Company's Hong Kong branch share registrar, Tricor Standard Limited, at Level 22, Hopewell Centre, 183 Queen's Road East, Hong Kong for registration not later than 4:30 p.m. on Friday, 24 May 2019.

For determining the entitlement to the proposed final dividend, the Register of Members of the Company will be closed on Thursday, 6 June 2019 and no transfer of shares will be effected on that date. To qualify for the proposed final dividend, all transfers accompanied by the relevant share certificates must be lodged with the Company's Hong Kong branch share registrar, Tricor Standard Limited, at Level 22, Hopewell Centre, 183 Queen's Road East, Hong Kong for registration not later than 4:30 p.m. on Wednesday, 5 June 2019.

### REVIEW OF BUSINESS ACTIVITIES

#### Electronic Manufacturing Service Division ("EMS Division")

Revenue for the EMS Division for the year ended 31 December 2018 was HK\$3,946.2 million, as compared to HK\$3,760.8 million for the last financial year. The segment profit attributable to the EMS Division was HK\$209.9 million, a 0.7% decrease as compared to HK\$211.4 million for the last financial year. The slightly decrease in the segment profit was attributable to increase in wage and slight reduction in profit margin as alleviated by revenue growth.

## 主席報告書 Chairman's Statement

### 業務回顧(續)

#### 物業持有部門

物業持有部門錄得收益港幣67,300,000元，而上一個財政年度則為港幣56,700,000元。物業持有部門應佔分部利潤為港幣1,290,700,000元，而上一個財政年度則為港幣370,600,000元。分部利潤大幅增長主要乃受惠於應佔合營企業之利潤增加，該利潤主要包括租賃部分由已完成物業存貨重新分類為投資物業所產生關乎「發展成本」及「當前市值」之間的一次性公允價值收益；以及投資物業之公允價值變動。

於二零一八年十二月二十四日，本集團與第三方買方訂立臨時買賣協議，據此，本集團同意出售One Harbour Square六樓，代價為港幣238,082,000元。交易訂於二零一九年四月十五日或之前完成。有關交易之進一步詳情已載於本公司於二零一八年十二月二十四日刊發之公佈內。

#### 流動資金及財務資源

於二零一八年十二月三十一日，本集團之銀行信貸總額為港幣3,231,300,000元。銀行貸款總額為港幣2,161,200,000元（二零一七年：港幣2,008,100,000元）。於二零一八年十二月三十一日，現金及現金等價物及短期銀行存款為港幣948,100,000元（二零一七年：港幣844,100,000元）。

於二零一八年十二月三十一日，本集團之銀行貸款淨額為港幣1,213,100,000元，而於二零一七年十二月三十一日則為港幣1,164,000,000元。本集團維持充足銀行信貸及銀行結存，應對本集團在製造業務及物業持有部門之現金需要。

本集團於二零一八年十二月三十一日之淨資產負債比率為0.25（二零一七年：0.33）。淨資產負債比率的計算方法為負債淨額除以總權益。負債淨額則由總銀行貸款減現金及現金等價物及短期銀行存款得出。

### REVIEW OF BUSINESS ACTIVITIES (continued)

#### Property Holding Division

The Property Holding Division reported revenue of HK\$67.3 million, as compared to HK\$56.7 million for the last financial year. The segment profit attributable to the Property Holding Division was HK\$1,290.7 million, as compared to HK\$370.6 million for the last financial year. The significant increase was mainly attributable to the increase in share of profits of joint ventures, which mainly comprised of one-off fair value gains between the “development cost” and the “current market value” arising from the leased portion reclassified from stock of completed properties to investment properties, and change in fair value of investment properties.

On 24 December 2018, the Group entered into a provisional sale and purchase agreement with a third party purchaser whereby, the Group agreed to sell 6/F of One Harbour Square at the consideration of HK\$238,082,000. Completion is scheduled to take place on or before 15 April 2019. Further details of the transaction were set out in the announcement of the Company issued on 24 December 2018.

#### LIQUIDITY AND FINANCIAL RESOURCES

As at 31 December 2018, the Group had a total of HK\$3,231.3 million of banking facilities. Total bank borrowings were HK\$2,161.2 million (2017: HK\$2,008.1 million). Cash and cash equivalents and short-term bank deposits were HK\$948.1 million at 31 December 2018 (2017: HK\$844.1 million).

As at 31 December 2018, the Group had a net bank borrowing of HK\$1,213.1 million, as compared to HK\$1,164.0 million at 31 December 2017. Sufficient banking facilities and bank balances are available to meet the cash needs of the Group for its manufacturing operations as well as property holding division.

Net gearing ratio for the Group as at 31 December 2018 is 0.25 (2017: 0.33). The net gearing ratio was calculated as net debt divided by total equity. Net debt is calculated as total bank borrowings less cash and cash equivalents and short-term bank deposits.



## 主席報告書 Chairman's Statement

### 外匯及風險管理

本集團大部分銷售均以美元進行，成本及開支則主要以美元、港幣、日圓及人民幣計算。本集團並無使用任何外匯對沖產品，與財務風險管理之審慎政策一致。本集團知悉人民幣波動的貨幣風險，並將密切監察及積極管理有關之風險。

### 資本結構

本集團之資本結構包括銀行貸款、現金及現金等價物、短期銀行存款，以及母公司擁有人應佔之權益，當中包括已發行股本及儲備。

### 本集團資產之抵押

本集團資產之抵押詳情載於綜合財務報表附註33。

### 僱員

於二零一八年十二月三十一日，本集團聘用約4,177名僱員。本集團所採納之薪酬政策為按僱員之工作性質、資歷及經驗釐定薪酬。除提供年終花紅及僱員相關保險福利外，本集團亦會基於僱員之個人表現發放酌情花紅。本集團之薪酬福利及政策會定期作出檢討。本集團亦向其員工提供內部及外間培訓課程。

### 前景

中美貿易關係持續緊張繼續為收益的主要風險來源。為減低相關影響，本公司現正制訂若干應對措施，包括在中國境外設立其他生產地點。此外，本公司繼續擴大客戶基礎之銷售工作、控制成本及提升生產效率。本公司亦將致力透過新產品設計、新技術開發及改良，為客戶提供更多增值服務。通過上述措施，管理層有信心可應對挑戰的一年，並預期收益可維持在與二零一八年業績相近的水平。

### FOREIGN EXCHANGE AND RISK MANAGEMENT

Most of the Group's sales are conducted in United States dollars and costs and expenses are mainly in United States dollars, Hong Kong dollars, Japanese Yen and Chinese Renminbi. Consistent with its prudent policy on financial risk management, the Group does not use any foreign exchange hedging products. The Group recognises the currency risk in the fluctuation of Chinese Renminbi and will closely monitor and actively manage the risk involved.

### CAPITAL STRUCTURE

The Group's capital structure consists of bank borrowings, cash and cash equivalents, short-term bank deposits and equity attributable to owners of the parent, comprising issued share capital and reserves.

### PLEDGES ON THE GROUP'S ASSETS

Details of the pledges on the Group's assets are set out in note 33 to the consolidated financial statements.

### EMPLOYEES

As at 31 December 2018, the Group employed approximately 4,177 employees. The Group adopts a remuneration policy which is commensurate with job nature, qualification and experience of employees. In addition to the provision of annual bonuses and employee related insurance benefits, discretionary bonuses are also rewarded to employees based on individual performance. The remuneration packages and policies are reviewed periodically. The Group also provides in-house and external training programs to its employees.

### PROSPECTS

The continuous trade tension between the US and China remains a key source of risk to the revenue. To alleviate this impact, the Company is working on some counter measures including set up other manufacturing locations outside China. Furthermore, the Company continues the sales effort to expand the customer base, exercise cost control and improve production efficiency. The Company also strives to provide customers more value added services through new product design, new technology development and improvements. By doing the above measures, the management is confident to face this challenging year and expects to maintain the revenue comparable to the result of 2018.

## 主席報告書 Chairman's Statement

### 前景(續)

官塘物業(即One Harbour Square及Two Harbour Square)的大部份樓層經已出租。本公司預期於二零一九年從One Harbour Square及合營企業Two Harbour Square物業所產生的租金收入將會增加。根據現時的市場預期，二零一九年的利率將更為平穩。

### 獎項及認可

本公司及其全資附屬公司王氏電子有限公司連續第七年獲香港社會服務聯會頒發「商界展關懷」標誌。此外，本公司之全資附屬公司王氏同德有限公司亦於二零一六年三月獲頒發「商界展關懷」標誌。這些嘉許為對本集團積極參與社區活動及作為良好企業市民的認可。

### 致謝

本人謹此代表董事會同仁衷心感謝客戶、供應商及業務夥伴一直對本集團的信任及支持。本人亦謹此特別感謝本集團所有員工之忠誠、勤奮及為本集團提供專業服務。

王忠秣  
主席兼行政總裁

香港，二零一九年三月二十七日

### PROSPECTS (continued)

Most of the floors of the properties in Kwun Tong, namely One Harbour Square and Two Harbour Square, were leased. The Company expects rental income generated from properties in One Harbour Square and the joint venture of Two Harbour Square will increase in 2019. According to current market expectation, interest rates will be more stable in 2019.

### AWARD & RECOGNITION

The Company and its wholly-owned subsidiary, Wong's Electronics Company Limited, were awarded the Caring Company Logo by The Hong Kong Council of Social Service for the seventh consecutive year. In addition, Wong's F&B Limited, a wholly-owned subsidiary of the Company, was awarded the Caring Company Logo in March 2016. These serve as recognition of the Group's active participation in community activities and good corporate citizenship.

### APPRECIATION

On behalf of the Board of Directors, I would like to extend my sincere gratitude to our customers, suppliers and business partners for their continued confidence in and support to the Group. I would also like to pay a special tribute to all of our employees for their loyal, diligent and professional services to the Group.

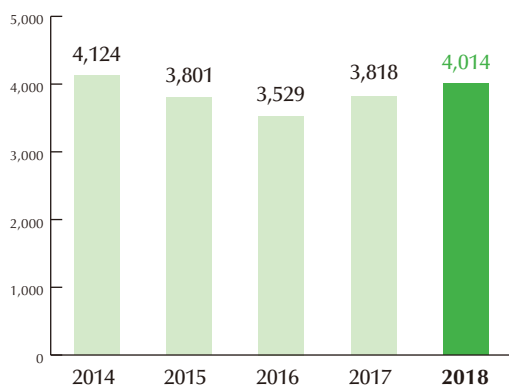
WONG CHUNG MAT, BEN  
Chairman and Chief Executive Officer

Hong Kong, 27 March 2019

## 財務摘要 Financial Highlights

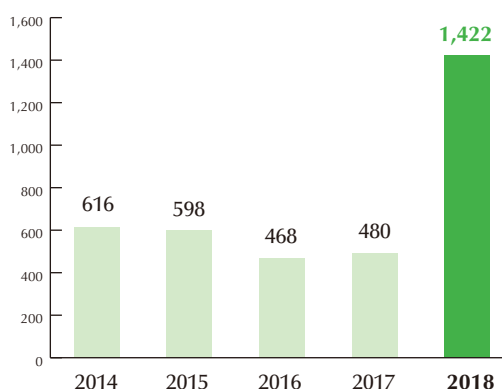
### 收益 Revenue

港幣百萬元 HK\$ million



### 除所得稅後利潤 Profit after Income Tax

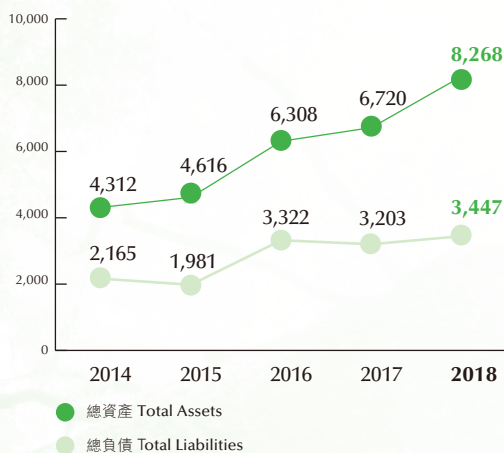
港幣百萬元 HK\$ million



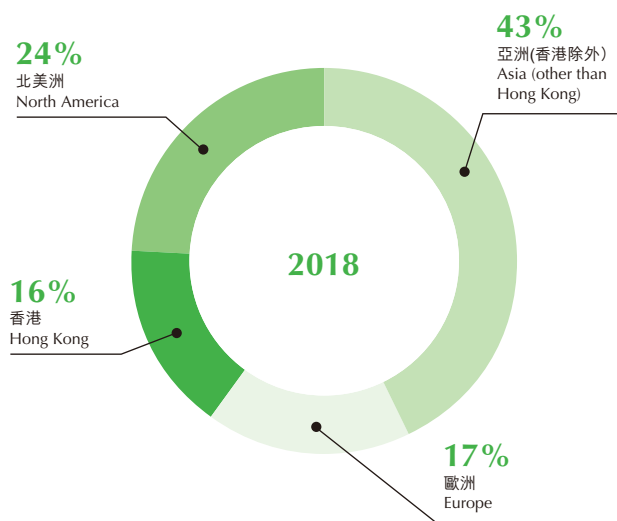
\* 二零一八年利潤包括應佔合營企業利潤港幣1,002,000,000元  
(二零一七年：港幣232,000,000元)  
\* Share of profit of joint ventures of HK\$1,002 million included in  
2018 profit (2017: HK\$232 million)

### 總資產及總負債 Total Assets and Total Liabilities

港幣百萬元 HK\$ million



### 各業務地區之收益 Revenue by Geographical Area



## 財務摘要 Financial Highlights

		附註 Notes	二零一八年 2018 百分率 %	二零一七年 2017 百分率 %	變動 Changes 百分點 % point
<b>營運業績</b>	<b>Operating results</b>				
僱員福利開支對 收益百分比	Employee benefit expenses to revenue %		12.0	12.4	-0.4
其他營運開支對 收益百分比	Other operating expenses to revenue %		5.2	5.4	-0.2
營運利潤率	Operating profit %		13.1	8.3	+4.8
淨利潤率	Net profit %		35.4	12.6	+22.8
權益回報率	Return on equity (%)	1	29.5	13.6	+15.9
<b>財務健康狀況</b>	<b>Financial health</b>				
淨借貸對總權益 百分比	Net debts to total equity %	2	25.2	33.1	-7.9
貸款對總權益 百分比	Borrowings to total equity %	3	44.8	57.1	-12.3
<hr/>					
			二零一八年 2018	二零一七年 2017	變動 Changes
<b>財務比率</b>	<b>Financial ratio</b>				
流動比率(倍)	Current ratio (Times)	4	1.5	1.6	不適用 N/A
<b>每股數據</b>	<b>Per share data</b>				
每股盈利	Earnings per share		港幣2.97元 HK\$2.97	港幣1.00元 HK\$1.00	+201.0%

附註：

1. 權益回報率 = 淨利潤 / 總權益
2. 淨借貸對總權益百分比 = (總貸款 - 現金及現金等價物總額 - 短期銀行存款) / 總權益
3. 貸款對總權益百分比 = 總貸款 / 總權益
4. 流動比率 = 流動資產 / 流動負債

Notes:

1. Return on equity % = net profit / total equity
2. Net debts to total equity % = (total borrowings - total cash and cash equivalent - short-term bank deposits) / total equity
3. Borrowings to total equity % = total borrowings / total equity
4. Current ratio = current assets / current liabilities

## 五年財務概要

### Five-Year Financial Summary

		二零一八年 2018 港幣千元 HK\$'000	二零一七年 2017 港幣千元 HK\$'000	二零一六年 2016 港幣千元 HK\$'000	二零一五年 2015 港幣千元 HK\$'000	二零一四年 2014 港幣千元 HK\$'000
<b>業績</b>	<b>RESULTS</b>					
收益	Revenue	4,013,546	3,817,543	3,529,374	3,800,911	4,124,106
營運利潤	Operating profit	524,818	315,612	366,711	227,203	248,156
除所得稅前利潤	Profit before income tax	1,473,119	513,190	518,482	642,878	670,556
所得稅	Income tax	(51,370)	(33,283)	(50,257)	(44,645)	(53,961)
年度利潤	Profit for the year	1,421,749	479,907	468,225	598,233	616,595
非控股權益	Non-controlling interests	—	—	—	—	—
擁有人應佔利潤	Profit attributable to owners	1,421,749	479,907	468,225	598,233	616,595
<b>資產及負債</b>	<b>ASSETS AND LIABILITIES</b>					
總資產	Total assets	8,267,682	6,719,963	6,307,567	4,615,994	4,312,616
總負債	Total liabilities	3,447,493	3,203,471	3,322,272	1,981,384	2,165,167
歸屬於擁有人之權益	Equity attributable to owners	4,820,185	3,516,488	2,985,291	2,634,606	2,147,445
非控股權益	Non-controlling interests	4	4	4	4	4
總權益及負債	Total equity and liabilities	8,267,682	6,719,963	6,307,567	4,615,994	4,312,616

## 董事會報告書 Directors' Report

董事會同寅謹此提呈截至二零一八年十二月三十一日止年度之董事會報告書及已審核之綜合財務報表，該綜合財務報表於董事會報告書日期召開之董事會會議上獲董事會批准。

### 主要業務

本公司為控股公司。其附屬公司之主要業務是開發、製造、推廣及分銷電子產品，以及物業持有。

### 財務報表

本集團本年度之利潤與現金流量，以及本集團於二零一八年十二月三十一日結算時之財務狀況刊載於本年報第82至223頁內。

### 分部資料

按營運分部詳細分析之本集團收益及利潤刊載於綜合財務報表附註5。

### 股息

董事會已宣派中期股息，現擬派發截至二零一八年十二月三十一日止年度之末期股息如下：

The Directors present their report together with the audited consolidated financial statements for the year ended 31 December 2018 which were approved by them at the board meeting held on the date of this Directors' Report.

### PRINCIPAL ACTIVITIES

The Company is a holding company. The principal activities of its subsidiaries are the development, manufacture, marketing and distribution of electronic products as well as property holding.

### FINANCIAL STATEMENTS

The profit and cash flows of the Group for the year and the state of affairs of the Group as at 31 December 2018 are set out on pages 82 to 223 of this Annual Report.

### SEGMENT INFORMATION

A detailed analysis of the Group's revenue and profit by operating segments are set out in note 5 to the consolidated financial statements.

### DIVIDENDS

The Directors have declared an interim dividend and now recommend a final dividend in respect of the year ended 31 December 2018 as follows:

		港幣千元 HK\$'000
已付中期股息，為每股港幣0.04元	Interim dividend of HK\$0.04 per share paid	19,139
擬派末期股息，為每股已發行股份港幣0.055元	Proposed final dividend of HK\$0.055 per share in issue	26,317
		45,456

## 董事會報告書 Directors' Report

### 業務審視

本集團年內之業務審視，及有關本集團未來發展及所面對的主要風險及不明朗因素之討論，載於本年報第4至9頁之主席報告書。有關本集團之財務風險及風險管理，載於綜合財務報表附註3。

運用關鍵財務表現指標對本集團年內表現進行之分析，載於本年報第4至9頁之主席報告書及第10及11頁之財務摘要。

### 環境政策及表現

本集團致力履行環保責任，盡量減少對社會、環境及天然資源造成之影響，同時保障公眾之健康及安全。本集團積極控制及致力減少排放、浪費及欠缺效益地使用資源及能源。健康、安全及環境在我們設計產品、程序及服務時屬優先考慮之因素。本集團持續應用國際環保系統管理及監察製造設施。

### 與僱員之關係

本集團視僱員為本集團之寶貴資產，並致力與僱員建立融洽並有良好互動之關係。僱員之薪酬組合與彼等之工作性質、資歷、經驗及表現相稱，亦為僱員提供培訓，使彼等能提升工作表現，在本集團內部晉升。本集團更致力營造一個和諧之工作環境，藉此提高僱員表現及增進公司與僱員之關係。此外，本集團亦力求提供一個安全健康的工作環境。

### BUSINESS REVIEW

A business review of the Group for the year and a discussion on the Group's future development and principal risks and uncertainties facing the Group are provided in the Chairman's Statement on pages 4 to 9 of this Annual Report. A discussion of the financial risks and the management of the risks of Group are provided in note 3 to the consolidated financial statements.

An analysis of the Group's performance during the year using financial key performance indicators is provided in the Chairman's Statement on pages 4 to 9 and the Financial Highlights on pages 10 and 11 of this Annual Report.

### Environmental policies and performance

The Group is committed to environmental responsibility through minimizing the impacts to the community, environment and natural resources while safeguarding the health and safety of the public. The Group actively controls and endeavors to reduce emissions, waste and inefficient use of resources and energy. Health, safety and the environment are the top priorities in the design of our products, processes and services. Our manufacturing facilities are constantly managed and monitored using international environmental systems.

### Relationships with employees

The Group considers that employees are valuable assets of the Group and is committed to building an amicable and rewarding relationship with its employees. Employees are remunerated with salary packages commensurate with their job nature, qualification, experience and performance. Training is provided to employees to enhance job performance and progression within the Group. The Group also works its best to cultivate a harmonious workplace which enhances employee performance and company-employee relationship. In addition, the Group strives to provide a safe and healthy work environment.

## 董事會報告書 Directors' Report

### 業務審視(續)

#### 社會參與

本集團為致力承擔企業責任，主力參與社區及義工活動，而深感自豪。藉投身參與該等活動，本集團及僱員有機會為改善本地社區出力。有關活動包括捐款、探訪老人院及參與賣旗活動等。本集團旗下若干公司獲香港社會服務聯會頒發「商界展關懷」標誌，作為對他們積極參與社區活動及作為良好企業市民的認可。

#### 與客戶及供應商之關係

本集團通過提供切合甚或超越客戶對品質、耐用性及價值要求之產品及服務，竭力成為客戶之全球策略業務夥伴。為達致此目標，本集團努力與供應商建立長期互惠互利關係，對提供優質產品予客戶及確保準時送貨發揮重要作用。

#### 遵守相關法律及規例

就董事會所深知，年內本集團於重大方面已遵守對本集團之業務及營運有重大影響之相關法律及規例。

#### 其後事項

自本財政年度終結以來，本集團並無發生任何對本集團有影響之重大事件。

### BUSINESS REVIEW (continued)

#### Community engagement

The Group takes pride in participating in community events and volunteer activities as a key component of our commitment to corporate responsibility. The engagements provide opportunities for the Group and our employees to contribute in improving local communities. Such activities include making donations, paying visits to elderly homes and participating in flag-selling activities etc. Certain companies in the Group have been awarded the Caring Company Logo by The Hong Kong Council of Social Service in recognition of their active participation in community activities and good corporate citizenship.

#### Relationships with customers and suppliers

The Group strives to be global strategic business partners of our customers by providing products and services that meet or exceed our customers' requirements for quality, reliability and value. In accomplishing this goal, the Group endeavours to build long-term and mutually beneficial relationships with our suppliers, which play a crucial role in providing high quality products and ensuring reliable delivery to our customers.

#### Compliance with relevant laws and regulations

To the best knowledge of the Board of Directors, the Group has complied in material respects with the relevant laws and regulations that have a significant impact on the business and operation of the Group during the year.

#### Subsequent events

The Group did not have any material events affecting the Group that have occurred since the end of the financial year.



## 董事會報告書 Directors' Report

### 主要客戶及供應商

本集團最大供應商及客戶所佔採購及銷售百分率如下：

		百分率 %
採購額	Purchases	
– 最大供應商	– the largest supplier	12
– 五大供應商合併計算	– five largest suppliers combined	32
銷售額	Sales	
– 最大客戶	– the largest customer	35
– 五大客戶合併計算	– five largest customers combined	71

各董事、其聯繫人士或股東(就董事所知擁有本公司股本5%以上)於本年度任何時間均無擁有上述供應商或客戶之權益。

### MAJOR CUSTOMERS AND SUPPLIERS

The percentages of purchases and sales attributable to the Group's largest suppliers and customers are as follows:

No Directors, their associates or shareholders (which to the knowledge of the Directors own more than 5% of the Company's share capital) were interested at any time during the year in the above suppliers or customers.

### 五年財務概要

本集團過去五年之業績、資產及負債撮列於第12頁。

### FIVE-YEAR FINANCIAL SUMMARY

The results, assets and liabilities of the Group for the last five years are summarised on page 12.

### 附屬公司詳情

主要附屬公司詳情刊載於綜合財務報表附註20。

### PARTICULARS OF SUBSIDIARIES

Particulars of the principal subsidiaries are set out in note 20 to the consolidated financial statements.

### 股本

本年度之股本變動情況刊載於綜合財務報表附註34。

### SHARE CAPITAL

Movements in share capital during the year are set out in note 34 to the consolidated financial statements.

### 可分派儲備

於二零一八年十二月三十一日，本公司根據本公司之公司細則及百慕達法律計算之可分派儲備金額為港幣587,738,000元(二零一七年：港幣585,436,000元)。

### DISTRIBUTABLE RESERVES

Distributable reserves of the Company at 31 December 2018 calculated under the Company's Bye-laws and the Bermuda laws, amounted to HK\$587,738,000 (2017: HK\$585,436,000).

## 董事會報告書 Directors' Report

### 優先權

本公司之公司細則或百慕達法律並無規定有關發行股份之優先權。

### 購買、出售或贖回本公司上市證券

截至二零一八年十二月三十一日止年度，本公司或其任何附屬公司概無購買、出售或贖回本公司任何上市證券。

### 物業、廠房及設備

本年度物業、廠房及設備之面值變動情況刊載於綜合財務報表附註15。

### 捐款

本集團於本年度之慈善及其他性質捐款總額為港幣82,000元。

### PRE-EMPTIVE RIGHTS

There are no pre-emptive rights upon the issue of shares which are imposed by the Company's Bye-laws or Bermuda laws.

### PURCHASE, SALE OR REDEMPTION OF THE COMPANY'S LISTED SECURITIES

During the year ended 31 December 2018, neither the Company nor any of its subsidiaries purchased, sold or redeemed any of the Company's listed securities.

### PROPERTY, PLANT AND EQUIPMENT

Movements in book values of property, plant and equipment during the year are set out in note 15 to the consolidated financial statements.

### DONATIONS

Donations made by the Group for charitable and other purposes during the year amounted to HK\$82,000.

## 董事會報告書 Directors' Report

### 董事

本年度及截至本報告書日期之本公司董事為：

#### 執行董事

王忠秣先生  
(主席兼行政總裁)  
王賢敏女士  
陳子華博士  
溫民強先生  
熊永順先生

#### 獨立非執行董事

李家祥博士，GBS，OBE，太平紳士  
楊孫西博士，GBM，太平紳士  
葉天養先生，太平紳士  
張志超先生

根據本公司之公司細則第112條，王忠秣先生、熊永順先生及楊孫西博士將於本公司應屆股東週年大會上退任，惟符合資格並願意於會上重選連任。

本公司現任獨立非執行董事概無指定任期，惟須根據本公司之公司細則條文於本公司股東週年大會上輪值告退並接受重新選舉。

董事會已收到各獨立非執行董事根據香港聯合交易所有限公司(「聯交所」)證券上市規則(「上市規則」)第3.13條就其獨立性發出之年度確認書。董事會視所有獨立非執行董事為獨立。

### DIRECTORS

The Directors of the Company during the year and up to the date of this report are:

#### Executive Directors

Mr. Wong Chung Mat, Ben  
(Chairman and Chief Executive Officer)  
Ms. Wong Yin Man, Ada  
Dr. Chan Tsze Wah, Gabriel  
Mr. Wan Man Keung  
Mr. Hung Wing Shun, Edmund

#### Independent Non-executive Directors

Dr. Li Ka Cheung, Eric, GBS, OBE, JP  
Dr. Yu Sun Say, GBM, JP  
Mr. Alfred Donald Yap, JP  
Mr. Cheung Chi Chiu, David

In accordance with Bye-law 112 of the Company's Bye-laws, Mr. Wong Chung Mat, Ben, Mr. Hung Wing Shun, Edmund and Dr. Yu Sun Say shall retire from office at the forthcoming annual general meeting of the Company and, being eligible, offer themselves for re-election.

The existing Independent Non-executive Directors of the Company are not appointed for a specific term but is subject to retirement by rotation and re-election at the annual general meeting of the Company in accordance with the provisions of the Bye-laws of the Company.

The Board has received from each of the Independent Non-executive Directors the annual confirmation of independence pursuant to Rule 3.13 of the Rules Governing the Listing of Securities (the "Listing Rules") on The Stock Exchange of Hong Kong Limited (the "Stock Exchange") and considers them as independent.

## 董事會報告書 Directors' Report

### 董事及高級管理層個人資料

#### 執行董事

王忠秣先生，現年67歲，於一九七五年加入本集團。彼自一九九零年六月出任本公司董事。於二零零三年二月獲委任為本公司主席兼行政總裁。王先生為本公司行政委員會主席及本集團其他多間公司之董事。彼亦為 Salop Investment Limited 之董事，其為本公司之主要股東。彼取得俄亥俄州立大學之營運研究碩士學位，並獲香港城市大學頒授榮譽院士銜。彼於電子業累積逾44年經驗。王先生為王賢敏女士之父；以及王忠樞先生、王忠樺先生、王忠椒女士及王忠恩女士之弟，及胡倩明女士之小叔(彼等皆為本公司之主要股東)。

王賢敏女士，現年41歲，於二零零二年加入本集團及於二零零五年十月獲委任為本公司董事。彼為本公司風險管理委員會主席及行政委員會成員。彼亦為本集團其他若干公司之董事。彼負責本集團之中央採購及供應管理、財務及其他部門。彼現為香港應用科技研究院有限公司之董事。彼取得南加州大學工業工程學士學位及工程管理碩士學位。王女士為王忠秣先生之女兒；以及王忠樞先生、王忠樺先生、王忠椒女士、王忠恩女士及胡倩明女士之姪女(彼等皆為本公司之主要股東)。

### BIOGRAPHICAL DETAILS OF DIRECTORS AND SENIOR MANAGEMENT

#### Executive Directors

**Mr. Wong Chung Mat, Ben** (former name: Wong Chung Mat, Benedict), aged 67, joined the Group in 1975. He has been a Director of the Company since June 1990. In February 2003, he was appointed Chairman and Chief Executive Officer of the Company. Mr. Wong is the Chairman of the Administrative Committee of the Company and a director of various other companies of the Group. He is also a director of Salop Investment Limited which is a substantial shareholder of the Company. He obtained a Master of Science degree in Operations Research from Ohio State University and was conferred an Honorary Fellowship by the City University of Hong Kong. He has over 44 years' experience in the electronics industry. Mr. Wong is the father of Ms. Wong Yin Man, Ada; and brother of Mr. Wong Chung Ah, Johnny, Mr. Wong Chung Yin, Michael, Mrs. Everitt, Chung Chui and Ms. Wong Chung Yan, Claudia, and brother-in-law of Ms. Woo Sin Ming, who are substantial shareholders of the Company.

**Ms. Wong Yin Man, Ada**, aged 41, joined the Group in 2002 and was appointed Director of the Company in October 2005. She is the Chairperson of the Risk Management Committee and a member of the Administrative Committee of the Company. She is also a director of certain other companies of the Group. She is responsible for Central Sourcing and Supply Management, Finance and other departments of the Group. She is currently a director of Hong Kong Applied Science and Technology Research Institute Company Limited. She obtained a Bachelor degree in Industrial Engineering and a Master of Science in Engineering Management from University of Southern California. Ms. Wong is the daughter of Mr. Wong Chung Mat, Ben; and a niece of Mr. Wong Chung Ah, Johnny, Mr. Wong Chung Yin, Michael, Mrs. Everitt, Chung Chui, Ms. Wong Chung Yan, Claudia and Ms. Woo Sin Ming, who are substantial shareholders of the Company.

## 董事會報告書 Directors' Report

### 董事及高級管理層個人資料(續)

#### 執行董事(續)

**陳子華博士**，現年70歲，於一九八五年加入本集團。自一九九零年六月出任本公司董事。彼亦為本公司行政委員會、薪酬委員會及風險管理委員會成員。彼曾為本集團之財務總監。於二零零七年七月，彼停止出任本集團財務總監一職，並改為出任本集團之財務顧問。彼亦為本集團其他若干公司之董事。彼為英國特許公認會計師公會之資深會員，並取得香港大學之社會科學學士學位、中國發展研究碩士學位及哲學博士學位。在加入本集團之前，他曾任職於一間大型國際會計師行約10年。

**溫民強先生**，現年67歲，於一九八八年一月首次加入本集團。離開本集團約14個月後，彼於一九九三年六月再次加入本集團。於二零零四年一月獲委任為本公司董事。彼亦為本公司行政委員會成員及本集團其他若干公司之董事。溫先生現時負責本集團之銷售、推廣及整體業務發展。彼持有香港大學之機械工程學士學位，於電子製造業累積逾43年經驗。

**熊永順先生**，現年64歲，於一九九二年四月加入本集團，其後於二零一二年一月晉升為高級業務拓展及銷售副總裁。彼於二零一五年十一月獲委任為本公司董事。熊先生亦為本公司風險管理委員會成員及本集團其他若干公司之董事。彼於電子製造業累積逾41年工作經驗，目前全面負責本公司全資附屬公司王氏電子有限公司提供之客戶服務。於加入本集團之前，他曾於多間跨國及上市公司之生產及規劃以及銷售及市場推廣部門擔任管理職務。熊先生取得香港浸會大學工業工程文憑及澳門城市大學工商管理碩士學位。

### BIOGRAPHICAL DETAILS OF DIRECTORS AND SENIOR MANAGEMENT (continued)

#### Executive Directors (continued)

**Dr. Chan Tsze Wah, Gabriel**, aged 70, joined the Group in 1985. He has been a Director of the Company since June 1990. He is also a member of the Administrative Committee, the Remuneration Committee and the Risk Management Committee of the Company. He was formerly the Group's Financial Controller. In July 2007, he ceased to be the Group's Financial Controller and became a financial adviser of the Group. He is also a director of certain other companies of the Group. He is a fellow member of the Association of Chartered Certified Accountants and obtained a Bachelor degree in Social Sciences, a Master of Arts degree in China Development Studies and a Doctor of Philosophy degree from the University of Hong Kong. Before joining the Group, he had approximately 10 years' experience with a major international firm of accountants.

**Mr. Wan Man Keung**, aged 67, first joined the Group in January 1988. After leaving the Group for about 14 months, he rejoined the Group in June 1993. In January 2004, he was appointed as a Director of the Company. He is also a member of the Administrative Committee of the Company and a director of certain other companies of the Group. Mr. Wan is responsible for sales and marketing and overall business development of the Group. He obtained a Bachelor degree in Mechanical Engineering from the University of Hong Kong and has over 43 years of experience in the electronics manufacturing industry.

**Mr. Hung Wing Shun, Edmund**, aged 64, joined the Group in April 1992 and subsequently promoted to Senior Vice President – Sales and Marketing in January 2012. He was appointed Director of the Company in November 2015. Mr. Hung is also a member of the Risk Management Committee of the Company and a director of certain other companies of the Group. He has over 41 years of working experience in electronics manufacturing industry and now has the overall responsibility of serving a portfolio of customers at Wong's Electronics Company Limited, a wholly-owned subsidiary of the Company. Prior to joining the Group, he held various managerial positions in manufacturing, planning, sales & marketing departments in multinational and listed companies. Mr. Hung obtained a Diploma in Industrial Engineering from the Hong Kong Baptist University and a Master degree in Business Administration from the City University of Macau.

## 董事會報告書 Directors' Report

### 董事及高級管理層個人資料(續)

#### 獨立非執行董事

**李家祥博士**，GBS，OBE，太平紳士，FCPA (Practising)，FCA，FCPA (Aust)，FCIS，LLD，DSocSc，HonDSocSc (EdUHK)，BA，FAIA (Hon)，CGA (Hon)，HonHKAT，RFP (Hon)，現年65歲，於一九九九年四月加入本公司為獨立非執行董事。彼亦為本公司審核委員會主席。李博士為李湯陳會計師事務所首席會計師，執業會計師，並為數碼通電訊集團有限公司、載通國際控股有限公司、恒生銀行有限公司、華潤啤酒(控股)有限公司及新鴻基地產發展有限公司之獨立非執行董事。彼曾任貝森金融集團有限公司(前稱路訊通控股有限公司)之獨立非執行董事(於二零一七年十二月十二日辭任)。李博士現擔任中國人民政治協商會議第十三屆全國委員會委員。彼為香港立法會前任議員、立法會政府帳目委員會前任主席、香港會計師公會前會長，亦為中華人民共和國財政部國際會計準則委員會前任諮詢專家。

**楊孫西博士**，GBM，太平紳士，現年80歲，於一九九九年十月加入本公司為獨立非執行董事。彼亦為本公司薪酬委員會主席及審核委員會成員。楊博士為香江國際集團主席，亦為多間製造及投資公司之董事。彼為北京控股有限公司及通達集團控股有限公司之獨立非執行董事。楊博士曾任全國政協常委及香港特別行政區籌備委員會委員作為其香港事務顧問。彼現任香港中華總商會常務會董及香港中華廠商聯合會永遠名譽會長。

### BIOGRAPHICAL DETAILS OF DIRECTORS AND SENIOR MANAGEMENT (continued)

#### Independent Non-executive Directors

**Dr. Li Ka Cheung, Eric**，GBS，OBE，JP，FCPA (Practising)，FCA，FCPA (Aust)，FCIS，LLD，DSocSc，HonDSocSc (EdUHK)，BA，FAIA (Hon)，CGA (Hon)，HonHKAT，RFP (Hon)，aged 65，joined the Company as an Independent Non-executive Director in April 1999. He is also the Chairman of the Audit Committee of the Company. Dr. Li is the senior partner of Li, Tang, Chen & Co., Certified Public Accountants and an independent non-executive director of SmarTone Telecommunications Holdings Limited, Transport International Holdings Limited, Hang Seng Bank Limited, China Resources Beer (Holdings) Company Limited and Sun Hung Kai Properties Limited. He was an independent non-executive director of Bison Finance Group Limited (formerly known as RoadShow Holdings Limited) (resigned on 12 December 2017). Dr. Li is presently a member of The 13th National Committee of the Chinese People's Political Consultative Conference. He was a former member of the Legislative Council of Hong Kong, former chairman of its Public Accounts Committee, past president of the Hong Kong Institute of Certified Public Accountants and former adviser to the Ministry of Finance on international accounting standards of the People's Republic of China.

**Dr. Yu Sun Say**，GBM，JP，aged 80，joined the Company as an Independent Non-executive Director in October 1999. He is also the Chairman of the Remuneration Committee and a member of the Audit Committee of the Company. Dr. Yu is the chairman of the HKI Group of Companies and a director of a number of manufacturing and investment companies. He is an independent non-executive director of Beijing Enterprises Holdings Limited and Tongda Group Holdings Limited. Dr. Yu had served as a member of the Standing Committee of the Chinese People's Political Consultative Conference and the Preparatory Committee for the Hong Kong Special Administrative Region acting as its Hong Kong affairs adviser. He is currently a member of the Standing Committee of the Chinese General Chamber of Commerce and permanent honorary president of the Chinese Manufacturers' Association of Hong Kong.

## 董事會報告書 Directors' Report

### 董事及高級管理層個人資料(續)

#### 獨立非執行董事(續)

**葉天養先生**，太平紳士，現年80歲，於二零零四年九月加入本公司為獨立非執行董事。彼亦為本公司薪酬委員會及審核委員會成員。彼目前為何君柱律師樓及葉欣穎、林健雄律師行的共用顧問。葉先生為香港律師會及亞太法律協會前任主席。彼亦曾擔任香港事務顧問及曾於多間公共及社區機構任職。彼目前為豐德麗控股有限公司及鴻興印刷集團有限公司之獨立非執行董事。

**張志超先生**，現年68歲，於二零一五年十一月加入本公司為獨立非執行董事。彼為特許工程師及英國工程及技術公會成員。彼於科技轉移、研究和發展之科技管理，以及高科技公司的策略性業務發展擁有42年豐富經驗。張先生為香港應用科技研究院(應科院)的信息及通訊技術發展及研究中心科技討論小組前任成員。彼取得加拿大麥馬斯特大學之工程碩士學位、香港大學之工程碩士學位，以及澳門東亞大學之工商管理碩士學位。

#### 高級管理層

**陳天倫先生**，現年51歲，於一九九七年一月加入本集團。彼目前為副總裁，負責本集團在美國之技術市場推廣。陳先生亦為本公司之附屬公司Wong's International USA Corporation之董事，該公司在北美市場從事發展本公司之原設計及製造業務。彼在電子製造業具有超過29年之經驗。於加入本集團前，陳先生曾於美國多間大型國際製造公司任職。陳先生持有科羅拉多大學波爾得分校頒發之機械工程理學士學位。

### BIOGRAPHICAL DETAILS OF DIRECTORS AND SENIOR MANAGEMENT (continued)

#### Independent Non-executive Directors (continued)

**Mr. Alfred Donald Yap, JP**, aged 80, joined the Company as an Independent Non-executive Director in September 2004. He is also a member of the Remuneration Committee and the Audit Committee of the Company. He is presently a common consultant for both K.C. Ho & Fong and Yap & Lam, Solicitors and Notaries. Mr. Yap is a former president of The Law Society of Hong Kong and The Law Association for Asia and the Pacific (LAWASIA). He is also a former Hong Kong Affairs Adviser and has served on various public and community organizations. He is currently an independent non-executive director of eSun Holdings Limited and Hung Hing Printing Group Limited.

**Mr. Cheung Chi Chiu, David**, aged 68, joined the Company as an Independent Non-executive Director in November 2015. He is a chartered engineer and a member of The Institution of Engineering and Technology, United Kingdom. He possesses 42 years of extensive experience in technology transfer, technical management in research and development as well as strategic business development for high-tech companies. Mr. Cheung was a former member of the ICT R&D Centre Technology Review Panel of the Hong Kong Applied Science and Technology Research Institute (ASTRI). He obtained a Master of Engineering from McMaster University, Canada, a Master of Science in Engineering from the University of Hong Kong and a Master of Business Administration from the University of East Asia, Macau.

#### Senior Management

**Mr. Chan Tin Lun, Byron**, aged 51, joined the Group in January 1997. He is currently Vice President and responsible for the Group's Technical Marketing in USA. Mr. Chan is also a director of Wong's International USA Corporation, a subsidiary of the Company engaged in the development of the Company's original design and manufacturing business in the North America market. He has more than 29 years of experience in the field of electronics manufacturing. Prior to joining the Group, Mr. Chan has worked in various leading international manufacturing companies in USA. Mr. Chan holds a Bachelor of Science degree in Mechanical Engineering from the University of Colorado, Boulder.

## 董事會報告書 Directors' Report

### 董事及高級管理層個人資料(續)

#### 高級管理層(續)

譚靜安先生，現年69歲，於一九八六年加入本集團及於二零零三年二月獲委任為本公司董事。於二零一四年七月，彼辭任本公司董事之職務，惟繼續於本集團美國辦事處任職，以管理電子產品在北美及海外市場之拓展及銷售工作。譚先生亦為本集團旗下若干公司之董事。彼於一九七二年於俄亥俄州大學取得電機工程理學士學位後，再赴Ann Arbor之密芝根大學深造，於一九七四年獲電機工程學碩士學位。畢業後，譚先生在加入本集團前，曾於美國一家大型公司任職約12年。

王結儀女士，現年45歲，於二零零七年八月加入本集團，現時為主席之行政助理及本集團之助理副總裁。彼負責監察香港總辦事處的行政事宜、制定與執行本集團有關物業租賃及管理之發展策略及業務規劃。王女士亦為本集團旗下若干公司之董事。王女士於辦公室管理之多方面職能累積豐富經驗。彼獲香港公開大學頒發工商管理學士學位。

### BIOGRAPHICAL DETAILS OF DIRECTORS AND SENIOR MANAGEMENT (continued)

#### Senior Management (continued)

**Mr. Tan Chang On, Lawrence**, aged 69, joined the Group in 1986 and, in February 2003, he was appointed Director of the Company. In July 2014, he resigned as Director of the Company but remains serving in the U.S. Office of the Group and oversees the marketing and sales of electronic products in the North America and overseas markets. Mr. Tan is also a director of certain companies of the Group. He graduated from Ohio University with a BSEE in 1972 and then went to University of Michigan at Ann Arbor and got his MSEE in 1974. After graduation, he joined a major corporation in the United States for about 12 years before joining the Group.

**Ms. Wong Kit Yee, Kitty**, aged 45, joined the Group in August 2007 and is currently Executive Assistant to the Chairman and Assistant Vice President of the Group. She is responsible for overseeing Administration in Corporate Office in Hong Kong, formulating and implementing strategies and business plans for the development of the Group's property leasing and management. Ms. Wong is also a director of certain companies of the Group. Ms. Wong accumulated extensive experience in various functions of office management. She obtained a Bachelor degree of Business Administration from the Open University of Hong Kong.



## 董事會報告書 Directors' Report

### 根據上市規則第13.51B(1)條更新 董事資料

#### 董事個人資料

本公司執行董事王賢敏女士於二零一八年十月二十一日獲委任為香港應用科技研究院有限公司之董事。

#### 董事酬金

執行董事之基本薪金已獲調升5%，而各獨立非執行董事之每年董事袍金已獲增加港幣10,000元，均於二零一九年一月一日生效：

### UPDATE ON DIRECTORS' INFORMATION UNDER RULE 13.51B(1) OF THE LISTING RULES

#### Personal information of Director

Ms. Wong Yin Man, Ada, Executive Director of the Company, was appointed as director of Hong Kong Applied Science and Technology Research Institute Company Limited on 21 October 2018.

#### Directors' emoluments

There were 5% increment to the basic salary entitled by the Executive Directors and an increment of HK\$10,000 to the Director's fee entitled by each Independent Non-executive Director, both with effect from 1 January 2019:

		經調整每年 基本薪金 Adjusted annual basic salary 港幣元 HK\$
<b>執行董事</b>	<b>Executive Directors</b>	
王忠秣先生	Mr. Wong Chung Mat, Ben	4,354,350
王賢敏女士	Ms. Wong Yin Man, Ada	2,291,640
陳子華博士	Dr. Chan Tsze Wah, Gabriel	775,920
溫民強先生	Mr. Wan Man Keung	2,649,790
熊永順先生	Mr. Hung Wing Shun, Edmund	1,757,470
		經調整每年 董事袍金 Adjusted annual Director's fee 港幣元 HK\$
<b>獨立非執行董事</b>	<b>Independent Non-executive Directors</b>	
李家祥博士	Dr. Li Ka Cheung, Eric	160,000
楊孫西博士	Dr. Yu Sun Say	160,000
葉天養先生	Mr. Alfred Donald Yap	160,000
張志超先生	Mr. Cheung Chi Chiu, David	160,000

本公司各董事於截至二零一八年十二月三十一日止年度的酬金總額載於綜合財務報表附註10。

The total amount of emoluments of each Director of the Company for the year ended 31 December 2018 is set out in note 10 to the consolidated financial statements.

## 董事會報告書 Directors' Report

### 董事及主要行政人員之權益

於二零一八年十二月三十一日，本公司董事及主要行政人員於本公司或其任何相聯法團（定義見證券及期貨條例（「證券及期貨條例」）第XV部）之股份、相關股份及債券中擁有須記錄於證券及期貨條例第352條規定置存之記錄冊內之權益或淡倉，或須根據上市發行人董事進行證券交易的標準守則（「標準守則」）知會本公司及聯交所之權益或淡倉如下：

### 於本公司股份之好倉

董事姓名 Name of Directors	身份 Capacity	普通股數目 Number of ordinary shares	約佔已發行 股份百分比 Approximate percentage of the issued shares
王忠秣 Wong Chung Mat, Ben	實益擁有人及受控制法團之權益(附註) Beneficial owner and interest of controlled corporation (Note)	136,828,569	28.60%
王賢敏 Wong Yin Man, Ada	實益擁有人 Beneficial owner	1,000,000	0.21%
陳子華 Chan Tsze Wah, Gabriel	實益擁有人 Beneficial owner	1,837,500	0.38%
溫民強 Wan Man Keung	實益擁有人 Beneficial owner	1,000,000	0.21%
楊孫西 Yu Sun Say	實益擁有人 Beneficial owner	500,000	0.10%

### INTERESTS OF DIRECTORS AND CHIEF EXECUTIVES

As at 31 December 2018, the interests or short positions of the Directors and chief executives of the Company in the shares, underlying shares and debentures of the Company or any of its associated corporations (within the meaning of Part XV of the Securities and Futures Ordinance (“SFO”)) as recorded in the register required to be kept under Section 352 of the SFO or as otherwise notified to the Company and the Stock Exchange pursuant to the Model Code for Securities Transactions by Directors of Listed Issuers (the “Model Code”), were as follows:

### Long positions in shares of the Company

## 董事會報告書 Directors' Report

### 董事及主要行政人員之權益(續)

#### 於本公司股份之好倉(續)

附註：

王忠秣先生被視為(根據證券及期貨條例)於本公司136,828,569股股份中持有權益。該等股份透過以下身份持有：

- (a) 1,000,000股股份由王忠秣先生個人持有。
- (b) 135,828,569股股份由Salop Investment Limited持有，而該公司則由王忠秣先生全資擁有及控制。

除本文所披露者外，於二零一八年十二月三十一日，本公司董事或主要行政人員或彼等各自之聯繫人士概無於本公司或其任何相聯法團(定義見證券及期貨條例第XV部)之股份、相關股份或債券中擁有須記錄於證券及期貨條例第352條規定置存之記錄冊內之權益或淡倉，或須根據標準守則知會本公司及聯交所之權益或淡倉。

### INTERESTS OF DIRECTORS AND CHIEF EXECUTIVES (continued)

#### Long positions in shares of the Company (continued)

Note:

Mr. Wong Chung Mat, Ben was deemed (by virtue of the SFO) to be interested in 136,828,569 shares in the Company. These shares were held in the following capacity:

- (a) 1,000,000 shares were held by Mr. Wong Chung Mat, Ben personally.
- (b) 135,828,569 shares were held by Salop Investment Limited, which was wholly-owned and controlled by Mr. Wong Chung Mat, Ben.

Save as disclosed herein, as at 31 December 2018, none of the Directors or chief executives of the Company or their respective associates had any interests or short positions in the shares, underlying shares or debentures of the Company or any of its associated corporations (within the meaning of Part XV of the SFO) as recorded in the register required to be kept under Section 352 of the SFO or as otherwise notified to the Company and the Stock Exchange pursuant to the Model Code.

## 董事會報告書 Directors' Report

### 主要股東之權益

據本公司董事或主要行政人員所知，於二零一八年十二月三十一日，下列人士(本公司董事或主要行政人員除外)於本公司股份或相關股份中擁有須記錄於證券及期貨條例第336條規定置存之記錄冊內之權益或淡倉如下：

### 於本公司股份之好倉

### INTERESTS OF SUBSTANTIAL SHAREHOLDERS

So far as is known to the Directors or chief executives of the Company, as at 31 December 2018, persons (other than the Directors or chief executives of the Company) who had interests or short positions in the shares or underlying shares of the Company as recorded in the register required to be kept under Section 336 of the SFO were as follows:

### Long positions in shares of the Company

主要股東名稱／姓名 Name of substantial shareholders	身份 Capacity	普通股數目 Number of ordinary shares	約佔已發行股份百分比 Approximate percentage of the issued shares
Salop Investment Limited	實益擁有人(附註1) Beneficial owner (Note 1)	135,828,569	28.39%
HSBC International Trustee Limited	信託人(附註2) Trustee (Note 2)	119,307,699	24.93%
王忠樞 Wong Chung Ah, Johnny	實益擁有人、配偶權益及全權信託之創辦人(附註3) Beneficial owner, interest of spouse and founder of a discretionary trust (Note 3)	90,163,532	18.84%
Kong King International Limited	實益擁有人(附註3(c)) Beneficial owner (Note 3(c))	87,928,532	18.38%
Mountainview International Limited	信託人(附註3(c)) Trustee (Note 3(c))	87,928,532	18.38%
王忠樞 Wong Chung Yin, Michael	實益擁有人、共同持有之權益及受控制法團之權益(附註4) Beneficial owner, joint interest and interest of controlled corporation (Note 4)	78,658,001	16.44%
胡倩明 Woo Sin Ming	共同持有之權益及配偶權益(附註4) Joint interest and interest of spouse (Note 4)	78,658,001	16.44%
Levy Investment Limited	實益擁有人(附註4(c)) Beneficial owner (Note 4(c))	45,820,212	9.58%

## 董事會報告書 Directors' Report

### 主要股東之權益(續)

#### 於本公司股份之好倉(續)

### INTERESTS OF SUBSTANTIAL SHAREHOLDERS (continued)

#### Long positions in shares of the Company (continued)

主要股東名稱/姓名 Name of substantial shareholders	身份 Capacity	普通股數目 Number of ordinary shares	約佔已發行 股份百分比 Approximate percentage of the issued shares
王忠恩 Wong Chung Yan, Claudia	實益擁有人及受控制法團之權益(附註5) Beneficial owner and interest of controlled corporation (Note 5)	38,320,881	8.01%
Floral Inc.	實益擁有人(附註5(b)) Beneficial owner (Note 5(b))	35,073,052	7.33%
王忠椒 Everitt, Chung Chui	全權信託之創辦人(附註6) Founder of a discretionary trust (Note 6)	31,379,167	6.56%
Sycamore Assets Limited	實益擁有人(附註6) Beneficial owner (Note 6)	31,379,167	6.56%

附註：

- Salop Investment Limited為一間由王忠秣先生全資擁有及控制之公司。請參閱「董事及主要行政人員之權益」一節附註。
- HSBC International Trustee Limited 被視為(根據證券及期貨條例)於本公司119,307,699股股份中持有權益。該等股份透過以下身份持有：
  - 87,928,532股股份由Kong King International Limited 根據一項全權信託持有，而HSBC International Trustee Limited 為該信託之信託人。請參閱下文附註3(c)。
  - 31,379,167股股份由Sycamore Assets Limited 根據一項全權信託持有，而HSBC International Trustee Limited 為該信託之信託人。請參閱下文附註6。

Notes:

- Salop Investment Limited was a company wholly-owned and controlled by Mr. Wong Chung Mat, Ben. Please refer to the Note under the section headed "Interests of Directors and chief executives".
- HSBC International Trustee Limited was deemed (by virtue of the SFO) to be interested in 119,307,699 shares in the Company. These shares were held in the following capacity:
  - 87,928,532 shares were held by Kong King International Limited under a discretionary trust, of which HSBC International Trustee Limited was the trustee. Please refer to Note 3(c) below.
  - 31,379,167 shares were held by Sycamore Assets Limited under a discretionary trust, of which HSBC International Trustee Limited was the trustee. Please refer to Note 6 below.

## 董事會報告書 Directors' Report

### 主要股東之權益(續)

#### 於本公司股份之好倉(續)

附註：(續)

3. 王忠樞先生被視為(根據證券及期貨條例)於本公司90,163,532股股份中持有權益。該等股份透過以下身份持有：
  - (a) 1,000,000股股份由王忠樞先生個人持有。
  - (b) 1,235,000股股份由王忠樞先生之妻子陸潔貞女士持有。
  - (c) 87,928,532股股份由Kong King International Limited根據一項全權信託持有，而王忠樞先生被視為(根據證券及期貨條例)該信託之創辦人，HSBC International Trustee Limited則為信託人。Kong King International Limited由Mountainview International Limited全資擁有，而該公司則由HSBC International Trustee Limited全資擁有。王忠樞先生、Kong King International Limited、Mountainview International Limited及HSBC International Trustee Limited各自被視為持有同一批87,928,532股股份之權益。請參閱上文附註2(a)。
4. 王忠樞先生及其妻子胡倩明女士被視為(根據證券及期貨條例)於本公司同一批78,658,001股股份中持有權益。該等股份透過以下身份持有：
  - (a) 4,449,829股股份由王忠樞先生個人持有。
  - (b) 28,387,960股股份由王忠樞先生及胡倩明女士共同持有。
  - (c) 45,820,212股股份由Levy Investment Limited持有，而該公司則由王忠樞先生全資擁有及控制。王忠樞先生、胡倩明女士及Levy Investment Limited各自被視為持有同一批45,820,212股股份之權益。
5. 王忠恩女士被視為(根據證券及期貨條例)於本公司38,320,881股股份中持有權益。該等股份透過以下身份持有：
  - (a) 3,247,829股股份由王忠恩女士個人持有。
  - (b) 35,073,052股股份由Floral Inc.持有，而該公司則由王忠恩女士全資擁有及控制。王忠恩女士及Floral Inc.各自被視為持有同一批35,073,052股股份之權益。

### INTERESTS OF SUBSTANTIAL SHAREHOLDERS (continued)

#### Long positions in shares of the Company (continued)

Notes: (continued)

3. Mr. Wong Chung Ah, Johnny was deemed (by virtue of the SFO) to be interested in 90,163,532 shares in the Company. These shares were held in the following capacity:
  - (a) 1,000,000 shares were held by Mr. Wong Chung Ah, Johnny personally.
  - (b) 1,235,000 shares were held by Ms. Luk Kit Ching, wife of Mr. Wong Chung Ah, Johnny.
  - (c) 87,928,532 shares were held by Kong King International Limited under a discretionary trust, of which Mr. Wong Chung Ah, Johnny was regarded as the founder (by virtue of the SFO) and HSBC International Trustee Limited was the trustee. Kong King International Limited was wholly-owned by Mountainview International Limited, which was wholly-owned by HSBC International Trustee Limited. Each of Mr. Wong Chung Ah, Johnny, Kong King International Limited, Mountainview International Limited and HSBC International Trustee Limited was deemed to be interested in the same block of 87,928,532 shares. Please refer to Note 2(a) above.
4. Mr. Wong Chung Yin, Michael and his wife, Ms. Woo Sin Ming, were deemed (by virtue of the SFO) to be interested in the same block of 78,658,001 shares in the Company. These shares were held in the following capacity:
  - (a) 4,449,829 shares were held by Mr. Wong Chung Yin, Michael personally.
  - (b) 28,387,960 shares were held by Mr. Wong Chung Yin, Michael and Ms. Woo Sin Ming jointly.
  - (c) 45,820,212 shares were held by Levy Investment Limited, which was wholly-owned and controlled by Mr. Wong Chung Yin, Michael. Each of Mr. Wong Chung Yin, Michael, Ms. Woo Sin Ming and Levy Investment Limited was deemed to be interested in the same block of 45,820,212 shares.
5. Ms. Wong Chung Yan, Claudia was deemed (by virtue of the SFO) to be interested in 38,320,881 shares in the Company. These shares were held in the following capacity:
  - (a) 3,247,829 shares were held by Ms. Wong Chung Yan, Claudia personally.
  - (b) 35,073,052 shares were held by Floral Inc., which was wholly-owned and controlled by Ms. Wong Chung Yan, Claudia. Each of Ms. Wong Chung Yan, Claudia and Floral Inc. was deemed to be interested in the same block of 35,073,052 shares.

## 董事會報告書 Directors' Report

### 主要股東之權益(續)

#### 於本公司股份之好倉(續)

附註：(續)

6. 王忠椒女士被視為(根據證券及期貨條例)於本公司31,379,167股股份中持有權益。該等股份由 Sycamore Assets Limited 根據一項全權信託持有，而王忠椒女士被視為(根據證券及期貨條例)該信託之創辦人，HSBC International Trustee Limited 則為信託人。Sycamore Assets Limited 由 HSBC International Trustee Limited 全資擁有。王忠椒女士、Sycamore Assets Limited 及 HSBC International Trustee Limited 各自被視為持有同一批31,379,167股股份之權益。請參閱上文附註2(b)。

除本文所披露者外，於二零一八年十二月三十一日，董事並不知悉任何其他人士於本公司股份或相關股份中擁有須記錄於證券及期貨條例第336條規定置存之記錄冊內之權益或淡倉。

### 購股權

本公司已於二零一零年六月二日採納一項購股權計劃(「該計劃」)。自該計劃採納日期起直至二零一八年十二月三十一日，並無購股權根據該計劃授出。

### 購股權計劃概要

根據上市規則，該計劃概要披露如下：

#### 1. 目的

該計劃旨在嘉許及答謝對本集團有貢獻或將有貢獻之參與者。

#### 2. 參與者

參與者為本公司董事(包括執行、非執行及獨立非執行董事)，以及本公司任何成員公司及其附屬公司之全職或兼職僱員。

### INTERESTS OF SUBSTANTIAL SHAREHOLDERS (continued)

#### Long positions in shares of the Company (continued)

Notes: (continued)

6. Mrs. Everitt, Chung Chui was deemed (by virtue of the SFO) to be interested in 31,379,167 shares in the Company which were held by Sycamore Assets Limited under a discretionary trust, of which Mrs. Everitt, Chung Chui was regarded as the founder (by virtue of the SFO) and HSBC International Trustee Limited was the trustee. Sycamore Assets Limited was wholly-owned by HSBC International Trustee Limited. Each of Mrs. Everitt, Chung Chui, Sycamore Assets Limited and HSBC International Trustee Limited was deemed to be interested in the same block of 31,379,167 shares. Please refer to Note 2(b) above.

Save as disclosed herein, the Directors are not aware of any other persons who, as at 31 December 2018, had interests or short positions in the shares or underlying shares of the Company as recorded in the register required to be kept under Section 336 of the SFO.

### SHARE OPTIONS

The Company has adopted a share option scheme (the "Scheme") on 2 June 2010. No option has been granted under the Scheme since its adoption date and up to 31 December 2018.

### SUMMARY OF THE SHARE OPTION SCHEME

A summary of the Scheme disclosed in accordance with the Listing Rules is as follows:

#### 1. Purpose

The purpose of the Scheme is to recognize and acknowledge participants who have contributed or will contribute to the Group.

#### 2. Participants

The participants are Directors of the Company (including Executive, Non-executive and Independent Non-executive Directors) and full time or part time employees of any member of the Company and its subsidiaries.

## 董事會報告書 Directors' Report

### 購股權計劃概要(續)

#### 3. 可予發行之股份總數

根據該計劃及本公司任何其他計劃行使所有尚未行使及尚待行使之已授出購股權而可能獲發行之股份總數不得超過本公司不時之已發行股份之20%。

#### 4. 各參與者之權益上限

根據該計劃及本公司任何其他計劃，除非獲得股東批准，否則於任何12個月期間內向任何參與者授出之購股權(包括已行使及尚未行使購股權)獲行使而發行及將予發行之股份總數，不得超過本公司已發行股份之1%。

#### 5. 可根據購股權認購股份之期限

購股權可根據該計劃條款，於董事會釐定並於提出要約時知會各承授人的期間任何時間內行使，惟於任何情況下，有關期間不得於授出日期起計10年後屆滿。

#### 6. 購股權獲行使前須持有的最短期限

除董事會另行全權酌情決定者外，由購股權授出日期至購股權獲行使前，持有購股權最短期限必須為1年。

#### 7. 接納購股權須支付之金額及付款期限

為接納購股權，承授人須於接獲要約函件日期起計21日內支付港幣10元予本公司，作為接納購股權之代價。

### SUMMARY OF THE SHARE OPTION SCHEME (continued)

#### 3. Total number of shares available for issue

The total number of shares which may be issued upon exercise of all outstanding options granted and yet to be exercised under the Scheme and any other schemes of the Company must not exceed 20% of the issued shares of the Company from time to time.

#### 4. Maximum entitlement of each participant

The total number of shares issued and to be issued upon exercise of the options granted to any participant (including both exercised and outstanding options) under the Scheme and any other schemes of the Company in any 12-month period must not exceed 1% of the issued shares of the Company, unless approved by shareholders.

#### 5. Period within which the shares must be taken up under an option

An option may be exercised in accordance with the terms of the Scheme at any time during a period to be determined and notified by the Board to each grantee at the time of making an offer, and in any event such period of time shall not expire later than 10 years from the date of grant.

#### 6. Minimum period for which an option must be held before it can be exercised

Unless otherwise determined by the Board at its sole discretion, there is a minimum period of 1 year for which an option must be held after its date of grant before such an option can be exercised.

#### 7. Amount payable on acceptance of the option and the payment period

To accept the grant of an option, HK\$10 as consideration for the grant of an option must be paid by the grantee to the Company within 21 days from the date on which an offer letter is delivered to the grantee.



## 董事會報告書 Directors' Report

### 購股權計劃概要(續)

#### 8. 釐定行使價之基準

行使價須由董事會全權酌情釐定，惟於任何情況下不得低於下列之最高者：

- (a) 股份於授出日期(必須為營業日)於聯交所每日報價表所報之收市價；
- (b) 股份於緊接授出日期前5個營業日於聯交所每日報價表所報之平均收市價；及
- (c) 股份面值。

#### 9. 該計劃之有效期

該計劃將於自二零一零年六月二日至二零二零年六月一日(包括該日)止10年期間維持有效。

### 認購股份或債券之安排

除購股權計劃外，本公司、其附屬公司、其相聯法團或其指明企業於本年度內概無訂立任何安排，致使本公司之董事或主要行政人員或彼等各自之聯繫人士可透過購入本公司或其相聯法團或任何其他法人團體之股份、相關股份或債券而獲取利益。

### 股票掛鈎協議

年內本公司概無訂立股票掛鈎協議，於年度終結時仍然存續之購股權計劃除外。

### 退休福利計劃

有關本集團退休福利計劃之詳情載於綜合財務報表附註7。

### SUMMARY OF THE SHARE OPTION SCHEME (continued)

#### 8. Basis of determining the exercise price

The exercise price shall be such price determined by the Board in its absolute discretion but in any event shall not be less than the higher of:

- (a) the closing price of the shares as stated in the daily quotations sheets issued by the Stock Exchange on the date of grant which must be a business day;
- (b) the average closing price of the shares as stated in the daily quotations sheets issued by the Stock Exchange for the 5 business days immediately preceding the date of the grant; and
- (c) the nominal value of the shares.

#### 9. Life of the Scheme

The Scheme shall remain in force for 10 years commencing on 2 June 2010 up to and including 1 June 2020.

### ARRANGEMENTS TO PURCHASE SHARES OR DEBENTURES

Apart from the share option scheme, at no time during the year was the Company, its subsidiaries, its associated corporations, or its specified undertaking a party to any arrangement to enable the Directors or chief executives of the Company or their respective associates to acquire benefits by means of acquisition of shares or underlying shares in, or debentures of, the Company, its associated corporations or any other body corporate.

### EQUITY-LINKED AGREEMENTS

No equity-linked agreement was entered into by the Company during the year, save for the share option scheme which subsisted at the year end.

### RETIREMENT BENEFIT SCHEMES

Details of the Group's retirement benefit schemes are set out in note 7 to the consolidated financial statements.

## 董事會報告書 Directors' Report

### 關連人士交易

倘綜合財務報表附註39內所述任何交易構成關連交易，本公司則已遵守上市規則之有關披露及批准規定(如有)。

### 董事於交易、安排及合約中之重大權益

於年度終結時或年內任何時間，本公司董事並未在任何與本公司或其任何附屬公司所訂立關乎本集團業務之重要交易、安排及合約中取得任何直接或間接之重大權益。

### 董事服務合約

擬於本公司應屆股東週年大會上重選連任之董事，並無與本公司或其附屬公司訂立任何倘本公司或其附屬公司不支付補償費用(法定補償除外)則不得於1年內終止之服務合約。

### 獲准許的董事彌償及保險

本公司之公司細則規定本公司每位董事或本公司其他高級管理人員及清盤人或信託人(如有)，在法律容許的範圍內，就其執行職務或與此有關所蒙受或招致之一切損失或責任，均可從本公司資產中獲得彌償。

本公司於年內亦已購買及維持董事及高級管理人員責任保險，為其董事及高級管理人員面對某些可能出現之法律行動時提供適當的保障。

### RELATED PARTY TRANSACTIONS

Where any transaction mentioned in note 39 to the consolidated financial statements constitutes a connected transaction, the disclosure and approval requirements, if any, under the Listing Rules have been complied with.

### DIRECTORS' MATERIAL INTERESTS IN TRANSACTIONS, ARRANGEMENTS AND CONTRACTS

No transactions, arrangements and contracts of significance in relation to the Group's business to which the Company or any of its subsidiaries was a party and in which a Director of the Company had, whether directly or indirectly, a material interest subsisted at the end of the year or at any time during the year.

### SERVICE CONTRACTS OF DIRECTORS

There is no service contract, which is not determinable by the Company or its subsidiaries within 1 year without payment of compensation (other than statutory compensation), with any Director proposed for re-election at the forthcoming annual general meeting of the Company.

### PERMITTED DIRECTORS' INDEMNITIES AND INSURANCE

The Bye-laws of the Company provide that every Director or other officer of the Company and the liquidator or trustees (if any) for the time being shall be entitled to be indemnified out of the assets of the Company against all losses or liabilities which he may sustain or incur in or about the execution of the duties of his office, to the extent permitted by the laws.

The Company has also taken out and maintained Directors' and officers' liability insurance throughout the year, which provides appropriate cover for certain legal actions that may be brought against its Directors and officers.

## 董事會報告書 Directors' Report

### 對聯屬公司的財務支援

根據上市規則第十三章項下之披露責任，於二零一八年十二月三十一日，墊付予本集團的合營企業Open Vantage Limited及Talent Chain Investments Limited之貸款港幣1,177,500,000元，超逾本集團於二零一八年十二月三十一日總資產之8%。該等墊款為無抵押及免息。該等墊款乃於二零零八年至二零一八年，年結日為十二月三十一日之財政年度內提供。

有關該等合營企業的財務資料概要載於綜合財務報表附註19。

本公司分別於二零一五年十一月二十四日及二零一五年十二月十五日發佈公佈及通函，內容有關向Talent Chain Investments Limited提供額外財務資助，根據上市規則，其構成本公司一項主要交易。進一步詳情載於該公佈及通函內。

### 集團貸款及利息資本化

須於1年內償還或於要求時償還之銀行貸款及透支刊載於綜合財務報表附註33內，而可於超過1年之期間償還之銀行貸款及其他貸款亦刊載於綜合財務報表附註33內。於年內，本集團並無將利息撥作為資本。

### 環境及社會事宜

本集團於環境及社會事宜方面之績效載於本年報之環境、社會及管治報告書內。

### 企業管治

本公司主要之企業管治常規載於本年報之企業管治報告書內。

## FINANCIAL ASSISTANCE TO AFFILIATED COMPANIES

Based on the disclosure obligations under Chapter 13 of the Listing Rules, as at 31 December 2018, the loans advanced to Open Vantage Limited and Talent Chain Investments Limited, the joint venture companies of the Group, amounted to HK\$1,177.5 million, which amount exceeds 8% of the total assets of the Group as at 31 December 2018. The advances are unsecured and interest-free. The advances were made during the financial years ended 31 December from 2008 to 2018.

The summarised financial information of the joint venture companies are set out in note 19 to the consolidated financial statements.

On 24 November 2015 and 15 December 2015, the Company issued an announcement and a circular respectively in relation to the provision of additional financial assistance to Talent Chain Investments Limited which constituted a major transaction for the Company under the Listing Rules. Further details were set out in the announcement and circular.

## GROUP BORROWINGS AND INTEREST CAPITALISED

Bank loans and overdrafts repayable within 1 year or on demand are set out in note 33 to the consolidated financial statements. Bank loans and other borrowings repayable within a period of more than 1 year are set out in note 33 to the consolidated financial statements. No interest was capitalised by the Group during the year.

## ENVIRONMENTAL AND SOCIAL MATTERS

The Group's performance on environmental and social matters is set out in the Environmental, Social and Governance Report of this Annual Report.

## CORPORATE GOVERNANCE

The principal corporate governance practices of the Company are set out in the Corporate Governance Report of this Annual Report.

## 董事會報告書 Directors' Report

### 足夠公眾持股量

根據本公司獲得之公開資料並就本公司董事所知，於本董事會報告書日期，本公司相信，公眾所持有之本公司股份數目高於有關方面規定之最低百分比。

### 核數師

本年度之財務報表由羅兵咸永道會計師事務所審核，其任滿告退，備聘再任。

代表董事會

**王忠秣**  
主席兼行政總裁

香港，二零一九年三月二十七日

### SUFFICIENCY OF PUBLIC FLOAT

Based on the information that is publicly available to the Company and within the knowledge of the Directors of the Company as at the date of this Directors' Report, the Company believes that the number of shares of the Company which are in the hands of the public is above the relevant prescribed minimum percentage.

### AUDITOR

The financial statements for the year have been audited by PricewaterhouseCoopers who retire and, being eligible, offer themselves for re-appointment.

On behalf of the Board

**WONG CHUNG MAT, BEN**  
Chairman and Chief Executive Officer

Hong Kong, 27 March 2019

## 環境、社會及管治報告

### Environmental, Social and Governance Report

本公司欣然提呈截至二零一八年十二月三十一日止年度之環境、社會及管治(「環境、社會及管治」)報告書，以提供本集團管理重要環境、社會及管治事宜的概覽。本報告乃參照香港聯合交易所有限公司證券上市規則附錄二十七環境、社會及管治報告指引(「聯交所環境、社會及管治指引」)而編製。本公司董事認為，於回顧年度內，本公司一直遵守聯交所環境、社會及管治指引所載之「不遵守就解釋」條文。

本集團致力生產及供應優質產品的同時，亦時刻關心社區、環境及天然資源，以及保障公眾健康及安全。本集團訂有商業標準及操守規範，以助我們履行對持份者，包括僱員、客戶、供應商、股東及社區之承擔。我們深明與持份者之溝通以及彼等之回應及關注事項，對本集團持續改進與發展甚為重要。持份者之參與，對內涉及向不同部門之主要職員取得資訊，對外則以其他外界持份者之持續溝通為參考。管理層會衡量該等資訊，從而作出重要性評估。本報告書所載之環境、社會及管治範疇均是被視為對本集團而言屬重要且有重大影響的範疇。加強對此等範疇之意識後，即可藉此提升我們的營運以達致改進。

The Company is pleased to present the Environmental, Social and Governance (“ESG”) Report for the year ended 31 December 2018 to provide an overview of the Group’s management of significant ESG issues. The Report has been prepared with reference to the ESG Reporting Guide in Appendix 27 to the Rules Governing the Listing of Securities on The Stock Exchange of Hong Kong Limited (“Stock Exchange ESG Guide”). In the opinion of the Directors of the Company, for the year under review, the Company has complied with the “comply or explain” provisions set out in the Stock Exchange ESG Guide.

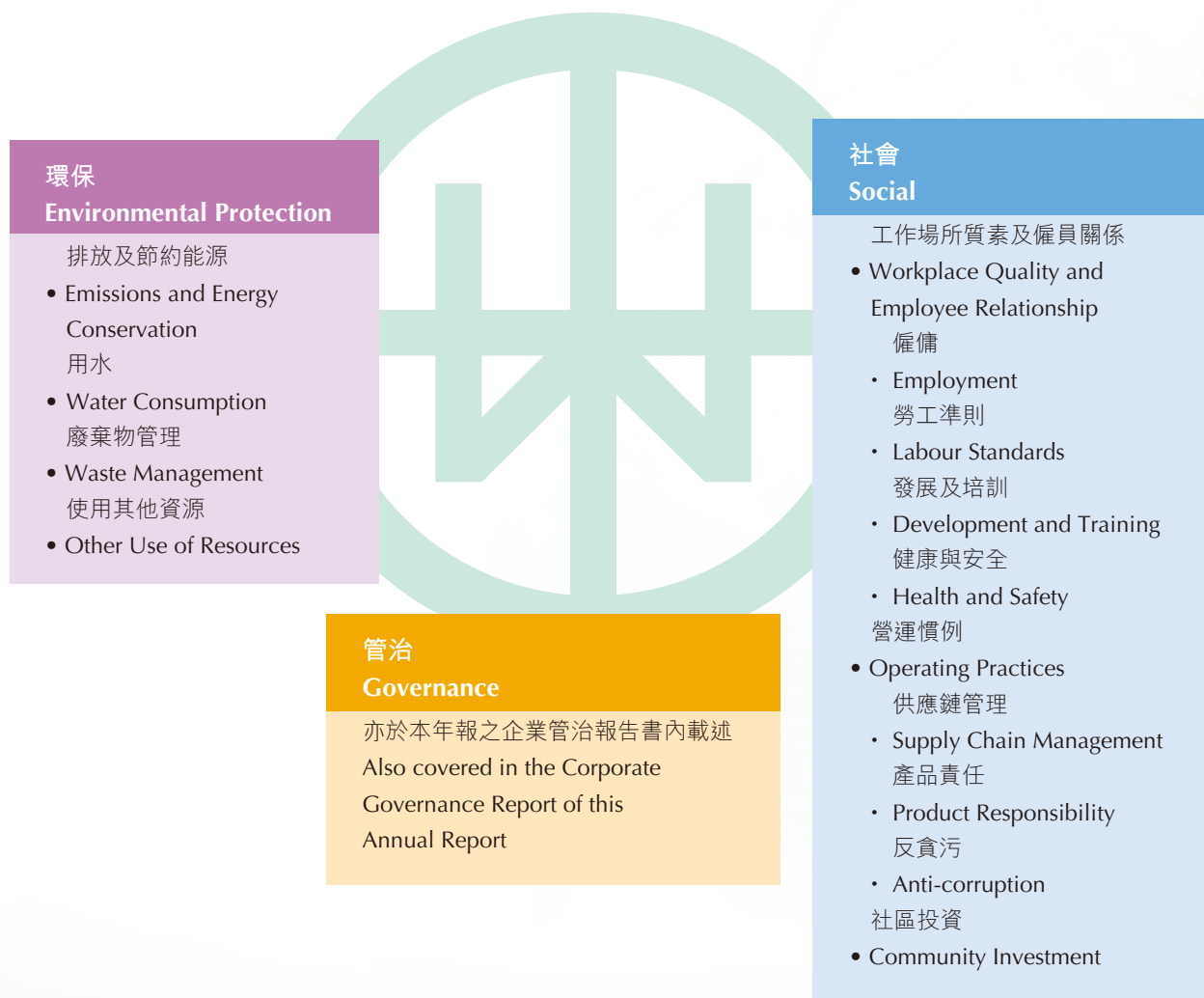
It is the commitment of the Group to manufacture and supply good quality products, while caring about the community, environment and natural resources and safeguarding the health and safety of the public. The Group has set up business standards and ethical practices which enable us to fulfill our commitments to our stakeholders, including employees, customers, suppliers, shareholders and the communities. We realize that dialogues with stakeholders as well as their feedback and concerns are crucial for the continuous enhancement and growth of the Group. Our stakeholder engagement involved obtaining input from our key staff members of various divisions and making reference to the ongoing communication with other external stakeholders. Materiality assessment was conducted through evaluation of such input by the management. The ESG areas and aspects stated in this Report are considered as material and have significant impact on the Group. With the awareness of such ESG areas and aspects, there is opportunity for improvement through enhancement of our operations.

## 環境、社會及管治報告 Environmental, Social and Governance Report

本報告書涵蓋本集團之核心活動，此涉及兩間全資附屬公司，即華高王氏科技(深圳)有限公司與華高科技(蘇州)有限公司分別設於深圳及蘇州的兩間生產廠房的營運。此外，在社會範疇方面亦涉及本公司設於香港的總辦事處。有關本集團企業管治的其他資料載於本年報之企業管治報告書內。

This Report covers the core activities of the Group which involve operations of the two manufacturing factories located in Shenzhen and Suzhou under our wholly-owned subsidiaries, namely Welco Wong's Technology (Shenzhen) Limited and Welco Technology (Suzhou) Limited, respectively. Furthermore, in respect of the social aspect, the Company's principal office in Hong Kong is also involved. Additional information in relation to the Group's corporate governance is set out in the Corporate Governance Report of this Annual Report.

### 我們關注的環境、社會及管治範疇 Our ESG areas of concern



## 環境、社會及管治報告 Environmental, Social and Governance Report

### 環保

我們致力盡量減低對環境及天然資源造成的影響及持續改善業務的環境可持續發展。我們一方面努力為全球客戶帶來優質產品，同時亦積極監控並銳意減少排放物、廢棄物及低效能使用資源及能源。我們已成立環境、健康及安全委員會（「環境、健康及安全委員會」），負責監督環境、健康及安全事宜。我們旗下的生產設施乃按國際環境質素系統（ISO 14001及OHSAS 18001）持續管理及監控。

我們的環境政策包括：

- 教育及鼓勵全體僱員肩負環保的責任。
- 透過評估生產過程及物料以消除或盡量減低有害物質或廢棄物造成的環境影響，從而防止污染。
- 識別所有活動中的危險，並採取適當措施控制風險及避免嚴重受傷。
- 藉善用而節約資源。
- 遵守所有相關環境法例及政府規定。
- 藉著定期審核以檢討環境管理系統之成效，從而達致持續改進。
- 符合國際有害物質規例及個別客戶對環保的要求。
- 向所有相關人士傳達及處理有關合規方面的關注。

### ENVIRONMENTAL PROTECTION

We are committed to minimize the impacts to the environment and natural resources and continuously improve the environmental sustainability of the business. Our vision is to bring good quality products to the customers around the world while actively control and endeavor to reduce emissions, wastes and inefficient use of resources and energy. An Environmental, Health and Safety Committee (“EHSC”) has been established to oversee environmental, health and safety matters. Our manufacturing facilities are constantly managed and monitored under international environmental quality systems (ISO 14001 and OHSAS 18001).

Our Environmental Policy includes:

- Educate and motivate all our employees to be accountable and responsible for environment protection.
- Prevent pollution through evaluation of manufacturing processes and materials to eliminate or minimize environmental impact due to hazardous substances or wastes.
- Identify hazards in all activities, and take appropriate actions to control risks and avoid serious injuries.
- Conserve all resources through efficient usage.
- Comply with all relevant environmental laws and government requirements.
- Review the effectiveness of the environmental management system through regular audits for continuous improvements.
- Meet international hazardous substance regulations and green requirements from specific customers.
- Share and address compliance concerns with all interested parties.

## 環境、社會及管治報告 Environmental, Social and Governance Report

### 環保(續)

#### 排放及節約能源

我們致力加強及提升環保設施，並改良處理及減少生產過程中與有害元素相關廢棄物及排放物的能力。

我們的廢氣排放主要來自公司汽車。於二零一八年，我們產生的氮氧化物、硫氧化物及顆粒物分別為1,424.39公斤、1.73公斤及98.53公斤。與二零一七年比較，運輸距離有所增加。我們已委派相關部門定期監察及進行維修，確保汽車狀態良好。

我們的溫室氣體排放主要來自用電、公司汽車及生產機械的碳排放。於二零一八年，我們產生的二氧化碳排放為19,480噸，耗電量為33,346,962千瓦時。與二零一七年比較，排放溫室氣體已出現改善。本集團認為能源效益對減少排放溫室氣體尤其重要。

我們定期由政府認證實驗室進行國際標準及政府法規相關的環境測試。

### ENVIRONMENTAL PROTECTION (continued)

#### Emissions and Energy Conservation

We have taken rigorous efforts to enhance and upgrade the environmental facilities and improve the capabilities in processing and reducing wastes and emissions related to hazardous elements in the manufacturing process.

Our air emissions were generated mainly by company vehicles. In 2018, our NO<sub>x</sub>, SO<sub>x</sub> and PM were 1,424.39 kgs, 1.73 kgs and 98.53 kgs respectively. Comparing with the result in 2017, there was increase of the travel distances. Relevant departments are assigned to monitor and conduct maintenance regularly to ensure the vehicles are in good conditions.

Our greenhouse gas emissions were contributed mainly by electricity consumptions, company vehicles and carbon emissions from the production machines. In 2018, our CO<sub>2</sub> emission was 19,480 tons and electricity consumptions was 33,346,962 kwh. Comparing with the result in 2017, there was improvement on the greenhouse gas emission. The Company considered great importance on energy efficiency to minimize the greenhouse gas emission.

We conducted regular environmental testing through government certified laboratories with respect to international standards and government laws and regulations.



## 環境、社會及管治報告 Environmental, Social and Governance Report

### 環保(續)

#### 排放及節約能源(續)

我們在減低廢氣排放、二氧化碳排放及能源消耗，以及提高能源效益方面採取的行動包括：

- 於所有冷卻塔安裝自動過濾系統改善熱交換效能。
- 採用玻璃薄膜減少熱量進入樓宇。
- 更換舊空氣處理機組及風機盤管，取得較高熱交換效能。
- 於排氣喉採用活性碳濾芯過濾二氧化碳排放。用過的濾芯則由認可代理商處置。
- 安裝低速高流量風扇改善空氣流及減少能源消耗。
- 於迴圈水泵安裝變頻裝置改善效能。
- 安裝太陽能街燈更換現時街燈。
- 安裝智能計時器控制電燈開關制。
- 一般燈光改用螢光燈光。
- 安裝智能計時器控制電燈開關制，於走廊範圍燈光系統安裝智能控制器而並非人手控制器以節省能源。

### ENVIRONMENTAL PROTECTION (continued)

#### Emissions and Energy Conservation (continued)

Actions we have taken to reduce air emissions, emission of CO<sub>2</sub>, energy consumption; and improve energy efficiency include:

- Installed the Auto Filtration System under all cooling towers to improve the heat exchange efficiency.
- Applied the window films reducing the heat gain entering the building.
- Replaced the aging AHU (Air Handling Unit) and FCU (Fan Coil Unit) to obtain a higher efficiency on heat exchange.
- Filtered out CO<sub>2</sub> emissions by using active carbon filters in the exhaust pipes. The used filters were disposed through accredited vendors.
- Installed Low-Speed-High-Volume fans to improve the current ventilation and reduce energy consumption.
- Installed variable frequency device to circulating water pump for efficiency improvement.
- Installed the solar street lamps to replace the current street lamps.
- Installed smart timer to control the lighting switch.
- Changed the general lights to LED lights.
- Installed smart timer to control the lighting switch, installed intelligent controller in the aisle area's lighting instead of manually control to save energy.

## 環境、社會及管治報告 Environmental, Social and Governance Report

### 環保(續)

#### 排放及節約能源(續)

- 安裝自動燈光感應開關以控制戶外燈光節約能源。
- 於更衣室安裝自動燈光控制器減少浪費能源。
- 於食堂燈光安裝獨立開關，有利日常燈光開關控制及節約能源。
- 翻新節能熱泵機組，以高能源效益熱泵空調機組更換舊機組。
- 更換空調系統的舊循環水泵電動機。
- 翻新水泵、把同時運作的兩部冷卻循環水泵更換成一部。

### 用水

我們致力在營運中有效節約用水及已採取以下節約用水方案：

- 更換為壓力式水泵並進行地底水管系統檢查及維修以防漏水。
- 安裝水錶加強在食堂控制用水。
- 以廢水代替清水作沖廁用途。
- 提倡及鼓勵僱員支持節約用水方案。

二零一八年的耗水量為294,589噸，與二零一七年的表現相約。來自客戶需求的額外耗水量，被耗水控制措施的節約量抵銷。

### ENVIRONMENTAL PROTECTION (continued)

#### Emissions and Energy Conservation (continued)

- Installed automatic light sensor switch to control the outdoor lighting to save energy.
- Installed automatic light controller in locker room to reduce energy waste.
- Installed a separate switch for canteen lights, conducive to daily lighting switch control and saving energy.
- Renovated energy-saving heat pump unit, replaced the aging heat pump air conditioning unit with the high energy efficiency.
- Replaced aging motor of circulating water pump in air conditioning system.
- Renovated water pump, change the simultaneous operation of two cooling circulating pumps into one.

### Water Consumption

We endeavor to conserve water effectively in the operations and implemented water conservation programs as follow:

- Changed to pressurized water pumps and carried out underground water piping system inspection and repair to avoid water leakage.
- Installed water meter to strengthen water consumption control in canteen.
- Used waste water to replace pure water for toilet flushing.
- Promoted and motivated employees to support the water-saving program.

In 2018, water consumption was 294,589 tons which was comparable with the result in 2017. Additional water consumption due to customer demand was offset by the saving of water consumption control measures.

## 環境、社會及管治報告 Environmental, Social and Governance Report

### 環保(續)

#### 廢棄物管理

於二零一八年，產生的有害廢棄物及無害廢棄物分別為209噸及1,086噸。與二零一七年比較，有害廢棄物上升，主要因為引入新客戶，其產品需要以超聲波水洗清洗印刷電路板。為創造一個可持續發展的社會，我們對有害廢棄物及無害廢棄物進行嚴格分類，有害廢棄物會儲存於特定地區，並由訓練有素的員工按照工作指引處理，棄置則交由認可代理商負責。

各廠房均有提倡及推行減廢及循環再用。我們會安排回收波峰焊接機的錫渣以減少有害廢棄物。部份化工容器及包裝物料會交回供應商循環再用及回收。我們亦使用循環再用箱以減少耗用包裝物料。

#### 使用其他資源

我們使用包裝物料保護產品，以減少運輸中損壞的風險。於二零一八年，我們使用1,865噸包裝物料，使用量高於二零一七年，主要源自機櫃裝配產品的需求上升。

我們的電子製造業務耗用大量能源及資源，而我們已致力盡量減低對環境所造成的影響。我們銳意在廠房內藉著精簡生產、自動化及優化物流，以提升我們的資源及能源效益和生產力，以及減少原材料消耗。我們已向僱員傳遞環境目標及計劃以保持一個對環境謹慎的工作間。

### ENVIRONMENTAL PROTECTION (continued)

#### Waste Management

In 2018, hazardous wastes and non-hazardous wastes were 209 tons and 1,086 tons respectively. Comparing with the result in 2017, hazardous wastes were increased mainly due to introduction of new customers whose products needs ultrasonic aqueous cleaning to clean the PCBAs. With the aim to create a sustainable society, we conduct strict classification of hazardous wastes and non-hazardous wastes, and hazardous wastes are stored in special areas, handled by well-trained employees in accordance with working instructions and disposed through accredited vendors.

Waste reduction and recycling have been promoted and implemented in the factories. We recycled solder dross from the wave soldering machines to reduce the amount of hazardous wastes. We returned some of the chemical containers and packaging to the suppliers to reuse and recycle. We used recycle boxes to reduce the use of packing materials.

#### Other Use of Resources

Package materials are used to protect our products in order to minimize the risk of damage during transportation. In 2018, package materials used was 1,865 tons which was higher than the usage in 2017. It was mainly due to the demand increase for box build products.

We aim to minimize the impacts to the environment while our electronic manufacturing business consume significant amount of energy and resources. By implementing lean manufacturing, automation and optimizing logistics within the factories, we strive to improve our resources and energy efficiencies, productivity and to reduce the use of raw materials. Environmental targets and plans are conveyed to the employees to maintain an environmental cautious workplace.

## 環境、社會及管治報告 Environmental, Social and Governance Report

### 環保(續)

### ENVIRONMENTAL PROTECTION (continued)

#### 關鍵績效指標

#### Key Performance Indicators

#### 數量披露

#### Quantitative disclosure

	關鍵績效指標 Key Performance Indicators	二零一八年 2018	二零一七年 2017
廢氣排放物(公斤) Air emissions (kgs)			
氮氧化物			
– NOx	A1.1	1,424.39	814.00
硫氧化物			
– SOx	A1.1	1.73	1.50
顆粒物			
– PM	A1.1	98.53	48.00
溫室氣體排放(噸) Greenhouse gas emission (tons)	A1.2	19,480	21,882
每收益單位的溫室氣體排放(按每港幣百萬元收益的排放噸數) Greenhouse gas emission per revenue (tons per revenue HK\$'million)	A1.2	4.94	5.82
有害廢棄物(噸) Hazardous waste (tons)	A1.3	209	122
每收益單位的有害廢棄物(按每港幣百萬元收益的產生噸數) Hazardous waste per revenue (tons per revenue HK\$'million)	A1.3	0.05	0.03
無害廢棄物(噸) Non-hazardous waste (tons)	A1.4	1,086	1,080
每收益單位的無害廢棄物(按每港幣百萬元收益的產生噸數) Non-hazardous waste per revenue (tons per revenue HK\$'million)	A1.4	0.28	0.29
能源消耗—耗電量(千瓦時) Energy consumption – Electricity (kwh)	A2.1	33,346,962	33,280,840
每收益單位的能源消耗			
—耗電量(按每港幣百萬元收益的耗電量千瓦時) Energy consumption per revenue			
– Electricity (kwh per revenue HK\$'million)	A2.1	8,450	8,849
耗水量(噸) Water consumption (tons)	A2.2	294,589	294,559

## 環境、社會及管治報告 Environmental, Social and Governance Report

### 環保(續)

### ENVIRONMENTAL PROTECTION (continued)

#### 關鍵績效指標(續)

#### Key Performance Indicators (continued)

#### 數量披露(續)

#### Quantitative disclosure (continued)

	關鍵績效指標 Key Performance Indicators	二零一八年 2018	二零一七年 2017
每收益單位的耗水量(按每港幣百萬元收益的耗水量噸數) Water consumption per revenue (tons per revenue HK\$'million)	A2.2	74.65	78.32
包裝材料使用量(噸) Packing material use (tons)	A2.5	1,865	1,597
每收益單位的包裝材料使用量(按每港幣百萬元收益的使用噸數) Packing material use per revenue (tons per revenue HK\$'million)	A2.5	0.47	0.42

附註：上述績效乃使用電子製造服務部門的收益進行評估。

Note: Revenue of Electronic Manufacturing Service division is used to evaluate the above performance.

### 一般披露

### General disclosure

	關鍵績效指標 Key Performance Indicators	章節 Section
描述減低排放量的措施及所得結果 Description of measures to mitigate emissions and results achieved	A1.5	排放及節約能源 Emissions and Energy Conservation
描述處理有害及無害廢棄物的方法、減低產生量的措施及所得成果 Description of how hazardous and non-hazardous wastes are handled, reduction initiatives and results achieved	A1.6	廢棄物管理 Waste Management
描述能源使用效益計劃及所得成果 Description of energy use efficiency initiatives and results achieved	A2.3	排放及節約能源 Emissions and Energy Conservation
描述提升用水效益計劃及所得成果 Description of water efficiency initiatives and results achieved	A2.4	用水 Water Consumption
描述業務活動對環境及天然資源的重大影響及已採取管理有關影響的行動 Description of the significant impacts of activities on the environment and natural resources and the actions taken to manage them	A3.1	環保最後一段 The last paragraph for Environmental Protection

## 環境、社會及管治報告 Environmental, Social and Governance Report

### 社會

#### 工作場所質素及僱員關係

##### 僱傭

員工是我們的寶貴資產，我們致力與各僱員建立一個友好且互惠互利的關係。

在招聘及晉升、薪酬及解僱、工作時數、多元化，以及其他待遇及福利方面，我們均奉行平等及公平對待的政策。我們所採納之薪酬政策為按僱員之工作性質、資歷及經驗釐定薪酬。除提供年終花紅及僱員相關保險福利外，我們亦會基於僱員之個人表現發放酌情花紅。我們之薪酬福利及政策會定期作出檢討，以確保薪酬福利合符具競爭力的市場水平。我們亦與國內若干醫院作出安排，確保外籍職員出國工作時可即時得到醫療服務。本集團已實施一套舉報政策，以致力維持良好的企業管治，以及達致最高水平的誠信、廉潔與問責。各階層的僱員均應秉公辦事、正直不阿，我們的持份者方能對本集團予以信任，相信本集團能照顧彼等的需要及履行我們的社會責任。

我們在招聘及晉升、薪酬及解僱方面嚴格遵守有關法規。超時工作乃屬自願性質，並會依據當地法律給予補償。

### SOCIAL

#### Workplace Quality and Employee Relationship

##### Employment

We consider that employees are our valuable assets and are committed to building an amicable and rewarding relationship with the employees.

Our policy upholds a fair and equal treatment in areas of recruitment and promotion, compensation and dismissal, working hours, diversity and other benefits and welfare. We adopt a remuneration policy which is commensurate with job nature, qualification and experience of employees. In addition to the provision of annual bonuses and employee related insurance benefits, discretionary bonuses are also rewarded to employees based on individual performance. Remuneration packages and policies are reviewed periodically to ensure that compensation and benefits are in line with the market-competitive pay level. We arrange with some hospitals in China to ensure our expatriates can receive immediate medical services when working outside their home countries. The Group is committed to maintaining good corporate governance, achieving a highest standard of integrity, probity and accountability by enforcing whistleblowing policy. Employees at all levels are expected to conduct themselves with integrity, impartiality and honesty which enable our stakeholders to have trust and faith in the Group to take care of their needs and to fulfill its social responsibility.

In the areas of recruitment and promotion, compensation and dismissal, statutory laws and regulations are strictly complied with. Overtime is on voluntary basis and is compensated according to the local laws.

## 環境、社會及管治報告 Environmental, Social and Governance Report

### 社會(續)

#### 工作場所質素及僱員關係(續)

##### 僱傭(續)

我們重視在工作場所中奉行多元化、平等機會及反歧視，不會因性別、種族、年齡、婚姻狀況及國籍而待遇有別。為在日常工作中向僱員提倡性別敏感度概念，本公司自二零一六年起加入香港特別行政區政府勞工及福利局與婦女事務委員會專為上市公司而設的性別課題聯絡人網絡(「性別課題聯絡人網絡」)。我們指派代表在性別課題聯絡人網絡擔當起聯絡與諮詢人的角色，負責本公司與政府之間在性別相關事宜方面的溝通和合作，務求提高我們的性別意識和對性別主流化的了解。於二零一八年，我們的代表曾出席性別課題聯絡人網絡的一個研討會。

##### 勞工準則

我們根據國際勞工組織公約、國家法例或任何其他適用法例或準則嚴禁聘用童工。我們在任何情況下亦禁止任何形式的被迫或強制勞工，包括抵債、被迫及／或強制服刑勞工。我們亦跟隨社會保險要求為僱員供款的最高標準。

### SOCIAL (continued)

#### Workplace Quality and Employee Relationship (continued)

##### Employment (continued)

We value diversity, equal opportunity and anti-discrimination in our workforce regardless of gender, race, age, marital status and nationality. To promote the gender sensitivity concept in the daily work of our staff, the Company has joined the gender focal point network ("GFP Network") for listed companies set up by the Labour and Welfare Bureau and the Women's Commission of the Hong Kong Special Administrative Region Government since 2016. Under the GFP Network, our designated representatives will serve as the contact and resource persons for communication and collaboration on gender-related matters between the Company and the Government with a target to enhance our gender awareness and understanding of gender mainstreaming. During 2018, our representative attended a seminar organized under the GFP Network.

##### Labour Standards

We prohibit the employment of child labour in pursuance of the International Labor Organization Conventions, national laws or any other applicable law or standard. We also prohibit all kinds of forced or compulsory labour under any conditions, including bonded, forced and/or compulsory prison labour to work. We also follow the highest standard regarding the social insurance requirements for the employees' contributions.

## 環境、社會及管治報告 Environmental, Social and Governance Report

### 社會(續)

#### 工作場所質素及僱員關係(續)

##### 發展及培訓

我們投放大量資源於員工培訓及發展，務求維持一隊能力勝任、專業且品行端正的團隊，為集團的成功作出貢獻。

我們對員工發展的承諾與獲授權機構的期望一致，即其應委聘及調配具備充足技能、知識及經驗的人員履行其職責。我們有溫故知新的培訓課程以確保員工獲得最新的資訊與技能，以達致最佳表現，例如領袖培訓、團隊建設及主管技能、安全、產品銷售及技術培訓等。此外，參加與職責相關的外界培訓課程的員工，亦會獲得資助及休假。我們設有內部認證培訓導師以培訓相關員工取得所需技術認證。僱員亦可參加有關所需認證的外間培訓課程。我們亦每年招聘一些畢業生從事初級工作，並培養他們至較高水平，例如：技術人員、採購人員、策劃人員等。

### SOCIAL (continued)

#### Workplace Quality and Employee Relationship (continued)

##### Development and Training

We allocate ample resources to staff training and development with the aim of sustaining a competent, professional and ethical staff force that will contribute to the success of the Group.

Our commitment to staff development is also aligned with the expectation that authorized institutions should engage and deploy personnel with sufficient skills, knowledge and experience for the discharge of their duties. There are reinforcement and refresher training programs to ensure that employees are in possession of the latest information and skills for carrying out their duties with the highest standards, for examples, leadership training, team building and supervisory skills, safety and sales product and technical training, etc. In addition, we also sponsor and provide time-off for employees who take external training programs relevant to their duties and responsibilities. We have internal certified trainers to train relevant employees for required technical certifications. Employees may also join external training programs on certifications required. We also recruit some graduates each year to take up first level jobs and develop them to the upper levels, e.g. technicians, buyer, planner, etc.



## 環境、社會及管治報告 Environmental, Social and Governance Report

### 社會(續)

#### 工作場所質素及僱員關係(續)

##### 健康與安全

我們承諾為僱員提供及確保一個健康且安全的工作條件及環境，免於危險及有害狀況。我們訂有原則，僱員職業安全及健康應為工作中的首要考慮。我們依據 OHSAS 18001 標準實施安全管理系統。涉及僱員的健康及安全事宜會提交環境、健康及安全委員會作決策及採取行動。此外，我們聘有護士及安全主任等若干特定崗位，以確保工作場所安全以及備有足夠的安全設備及保障以避免任何工傷發生。工作場所會每年由政府認可第三方進行檢查以確定有否受到微粒污染，而我們亦會定期安排相關工人接受身體檢查。此外，我們亦會定期為僱員提供加強培訓課程，以提高彼等之安全意識。

為紓緩工作壓力，我們不時舉辦各類消閒活動，例如週年晚宴、聖誕聯歡、生日聚會、興趣班及戶外活動等，並鼓勵員工踴躍參加。

### SOCIAL (continued)

#### Workplace Quality and Employee Relationship (continued)

##### Health and Safety

We are committed to providing and ensuring healthy and safe working conditions and environment free from danger and hazards to our employees. It is our principle that occupational safety and health of employees should be given the first and foremost consideration at work. We implement our safety management system in accordance with the OHSAS 18001 standard. Health and safety issues concerning our employees are escalated to the EHSC for decisions and actions. In addition, certain specific positions, such as nurse and safety officers, are employed to ensure that the workplace is safe and that safety device and protections are adequate to avoid any possible injuries arising from our work. An examination of whether the workplace is contaminated by particles is conducted by a government-recognized third party on an annual basis. We also arrange relevant workers to take body check periodically. Furthermore, we provide our employees with regular intensive training programs to alert their safety awareness.

To provide relief on job pressure, we organize and encourage employees to participate the recreational activities organized by the Group such as annual dinner, Christmas party, birthday gathering, interest class and outing from time to time.

## 環境、社會及管治報告 Environmental, Social and Governance Report

### 社會(續)

#### 營運慣例

#### 供應鏈管理

我們的供應商來自全球各國地區。我們設有供應商管理系統以甄選供應商及確定其資格，藉以確保所採購之物料質素符合相關法規。基於充分的資格，供應商須接受我們的品質部門對產品質素的評核及實地審核，並須接受能力測試及質量貫徹測試。本集團只會向名列核准供應商名單的供應商取貨。於核准前，供應商須確認商業道德、健康及安全環境，以及公眾責任。

#### 產品責任

我們的一大目標是向全球客戶提供優質而安全的產品。有關政策包括：

- 銳意提高質素，務求使客戶稱心滿意；
- 系統營運方針是以滿足客戶需求、符合國際法規以及遵從管理層指導方向為宗旨；
- 遵守環境與職業健康及安全方面的所有相關法例規定。

我們藉著準確的生產過程及過程監控以確保產品質素與安全。我們亦安排內部與外聘專業人士定期進行產品檢查，此為整體安全方案的重要一環。產品亦會進行可靠性測試以評估產品風險。我們的品質系統符合ISO 9001、TS 16949及ISO 13485等國際標準。

### SOCIAL (continued)

#### Operating Practices

#### Supply Chain Management

We have suppliers from different regions globally. A supplier management system is established for selecting and qualifying suppliers to ensure the quality of the purchased materials complies with the relevant laws and regulations. Based on adequate qualification, suppliers are subject to assessment and on-site audits on product quality as well as capabilities and quality consistency tests made by our quality department. The Group only makes purchases from suppliers listed in Approved Vendor List. Special requirements on business ethics, health and safety environment and public responsibilities are confirmed by suppliers before approval.

#### Product Responsibility

Bringing high quality and safe products to our customers around the world is our main objective. Our Policy includes:

- Achieve total customer satisfaction through total commitment to quality;
- Operate our system to fulfill customers' requirements, international laws and regulations as well as management's direction;
- Comply with all relevant legislative requirements on environmental occupational health and safety.

Product quality and safety are ensured by defining correct manufacturing process and process controls. Regular product inspections by both internal and external professional parties also constitute an important part of the overall safety program. Reliability tests are conducted to evaluate product risks. Our quality systems are in compliance with international standards like ISO 9001, TS 16949 and ISO 13485 standards.

## 環境、社會及管治報告 Environmental, Social and Governance Report

### 社會(續)

#### 營運慣例(續)

#### 反貪污

我們訂有操守守則，為全體僱員提供指引，務求在日常營運中不論對內或對外均維持高度誠信，以防止及偵測本地法例及內部規例所禁止任何形式的賄賂及貪污行為。守則亦有助確保本集團與客戶、業務夥伴、股東、僱員及業界往來時能維持高度的商業操守及道德。僱員於受僱時均須簽署承諾書，保證不會涉及任何貪污行為。本集團會向各業務夥伴傳達供應商一般行為守則，以確保彼等與本集團交易時維持誠信。我們定期向僱員提供有關此等政策之培訓，並每年向採購及工程僱員提供培訓讓彼等溫故知新。我們亦會每年舉辦有關誠信的座談會。我們不會容忍任何違反本集團反貪污政策的行為。

此外，為達致最高水平的透明度、廉潔與問責，我們已採取一套舉報措施，鼓勵以保密方式直接向合規主任舉報任何失職或不當行為。所有舉報個案均由本集團審慎處理，並以公平公正的方式進行調查。

### SOCIAL (continued)

#### Operating Practices (continued)

#### Anti-corruption

Our Code of Conduct provides guidelines to all of our staff to meet the high standards of integrity and honesty in their daily operation internally and externally in order to prevent and detect any kinds of bribery and corruption prohibited by local laws and internal regulations. This is also to ensure that the Group operates to the high standards of business behaviour and ethics in our engagement with customers, business partners, shareholders, employees and the business community. Employees are required to sign an undertaking not to engage in any acts of corruption when being employed. Business partners are notified of the Group's Supplier General Rules of Conduct to ensure their integrity in the dealings with the Group. We conduct periodical training in respect of these policies to employees and refreshing training to employees involved in purchasing and engineering every year. We also conduct regular seminars on integrity every year. We have zero tolerance towards noncompliance of the Group's anti-corruption policy.

In addition, in order to achieve the highest standards of openness, probity and accountability, we have adopted a whistle-blowing program to encourage disclosure of any misconduct or irregularities to the Compliance Officer directly in a confidential way. All reported cases are handled with care by the Group and are investigated in a fair and proper manner.

## 環境、社會及管治報告 Environmental, Social and Governance Report

### 社會(續)

#### 社區投資

本公司及其全資附屬公司王氏電子有限公司連續第七年獲香港社會服務聯會頒發「商界展關懷」標誌。此外，本公司之全資附屬公司王氏同德有限公司亦於二零一六年三月獲頒發「商界展關懷」標誌。這些嘉許為對本集團積極參與社區活動及作為良好企業市民的認可。本集團亦參與由志願團體舉辦的不同活動以支持及加強家庭職能，並且致力為香港建立一個關愛和諧的社會出一份力。我們支持為不幸人士提供緊急援助的籌款活動，同時亦支持於社區提倡環保。

過去多年，我們一直積極參與不同的義務工作、慈善活動及教育捐獻，務求創造共享價值及對有需要人士施以援手。除讓僱員參加這些社區及慈善活動外，我們更鼓勵他們帶同家人一同參與。

### SOCIAL (continued)

#### Community Investment

The Company and its wholly-owned subsidiary, Wong's Electronics Company Limited, were awarded the Caring Company Logo by The Hong Kong Council of Social Service for the seventh consecutive year. In addition, Wong's F&B Limited, a wholly-owned subsidiary of the Company, was awarded the Caring Company Logo in March 2016. These serve as recognition of the Group's active participation in community activities and good corporate citizenship. The Group also participated in various events organized by voluntary organizations to support and enhance family functioning, and endeavor to contribute to the building of a humane and caring society in Hong Kong. We support fund raising for providing immediate assistance to those suffered from misfortunes and to promote environmental protection in community.

Over the years, we have been taking an active role in various volunteering works, charity events and education donation with an aim to create shared value and support the people in need. Besides engaging our employees to participate in those community and charity events, we encourage them to bring along their family members.

## 環境、社會及管治報告 Environmental, Social and Governance Report

### 社會(續)

### SOCIAL (continued)



#### 探訪安老院

我們於二零一八年繼續探訪安老院，與長者一起慶祝農曆新年。

#### Elderly Centre Visit

We continued to visit the Elderly Centre in 2018 and celebrated the Lunar New Year Festival with the elderly.



#### 月餅捐贈活動

於二零一八年，我們與基督教家庭服務中心(CFSC)合作推行月餅捐贈活動，將月餅轉贈予貧窮線以下的香港基層家庭。

#### Mooncakes Donation Campaign

In 2018, we cooperated with Christian Family Service Centre (CFSC) and launched the Mooncakes Donation Campaign, under which mooncakes were donated and sent to the underprivileged families living under the poverty line in Hong Kong.

## 環境、社會及管治報告 Environmental, Social and Governance Report

### 社會(續)

### SOCIAL (continued)



#### 仁濟慈善行

我們捐款資助二零一八年仁濟慈善行，並邀請同事和家人一同參與。

#### Yan Chai Charity Walk

We made donation to sponsor the event of Yan Chai Charity Walk in 2018, inviting colleagues and family members to join.



#### 工業獻愛心表揚計劃

我們獲得香港工業總會(FHKI)舉辦二零一八年工業獻愛心表揚計劃頒發的愛心關懷證書。這是對我們於企業社會責任方面付出努力的認可。

#### Industry Cares Recognition Scheme

We were awarded the Caring Certificate under the Industry Cares Recognition Scheme 2018, which was held by the Federation of Hong Kong Industries (FHKI). This is the recognition of our efforts in corporate social responsibility.



#### 探訪安老院(深圳)

我們於中秋節探訪深圳安老院。我們的義工向長者贈送禮品包，並向殘疾人士獻上關懷。


#### Elderly Centre Visit (Shenzhen)

We visited the Elderly Centre in Shenzhen at Mid-Autumn Festival. Our volunteers presented gift packages to the elderly and showed our care to the disabled.

## 環境、社會及管治報告 Environmental, Social and Governance Report

### 社會(續)

### SOCIAL (continued)



#### 希望工程捐款(廣西)

我們通過希望工程向廣西的四個貧困村(弄平村、保上村、弄合村及弄騰村)捐款。

#### Donations to Project Hope (Guangxi)

We made donations to four needy villages in Guangxi through Project Hope, namely Nong Ping Village, Bao Shang Village, Nong He Village and Nong Teng Village.



#### 週年晚宴(深圳)

我們的深圳工廠在600名員工和賓客的支持下舉辦週年晚宴。

#### Annual Dinner (Shenzhen)

Our Shenzhen Factory held its Annual Dinner with the support of 600 staff and guests.



#### 中秋活動(深圳)

我們組織並鼓勵深圳的員工參加中秋活動，他們在此康樂活動中載歌載舞。

#### Mid-Autumn Activity (Shenzhen)

We organized and encouraged staff in Shenzhen to participate the Mid-Autumn Activity, which was a recreational activity that they can sing and dance.

## 環境、社會及管治報告 Environmental, Social and Governance Report

### 社會(續)

### SOCIAL (continued)



#### 員工競賽(深圳)

我們的深圳工廠於二零一八年間舉辦了職業知識競賽、歌唱比賽及乒乓球比賽。共有約500名員工參與該等比賽，勝出者均獲現金獎品。

#### Employee Competitions (Shenzhen)

Job Knowledge Competition, Singing Competition and Ping-pong Ball Competition were organized by our Shenzhen Factory during 2018. There were about 500 employees participated in these Competitions. Winners were granted prizes in cash.



## 企業管治報告書

### Corporate Governance Report

本公司致力制定良好的企業管治常規及程序，所遵行的企業管治原則著重高質素之董事會、有效之風險管理及內部監控，以及對全體股東之透明度及問責性。

董事認為，截至二零一八年十二月三十一日止年度內，本公司已遵守香港聯合交易所有限公司（「聯交所」）證券上市規則（「上市規則」）附錄十四所載企業管治守則（「企業管治守則」）之守則條文，惟以下除外：(a) 主席及行政總裁之職位由同一人兼任，這與守則條文A.2.1條有差異；(b) 現任獨立非執行董事概無指定任期，然而，各董事現時須根據本公司之公司細則第112條於本公司股東週年大會上輪值告退並接受重新選舉，這與守則條文A.4.1條有差異；(c) 鑑於董事會本身將履行所有預期應由提名委員會處理之職務，故本公司目前無意成立提名委員會，這與守則條文A.5.1條至A.5.4條有差異。

二零一八年期間，為確保持續遵守企業管治守則，董事會已檢討本公司企業管治常規及在有需要時作出所須修改。詳情於本企業管治報告書內披露。

#### 董事之證券交易

本公司已採納上市規則附錄十所載上市發行人董事進行證券交易的標準守則（「標準守則」）。經向全體董事作具體查詢後，所有董事已確認於截至二零一八年十二月三十一日止年度內已遵守標準守則所載之規定。

The Company is committed to the establishment of good corporate governance practices and procedures. The corporate governance principles of the Company emphasize a quality Board, effective risk management and internal control, transparency and accountability to all shareholders.

In the opinion of the Directors, during the year ended 31 December 2018, the Company has complied with the code provisions under the Corporate Governance Code (the “CG Code”) as set out in Appendix 14 to the Rules Governing the Listing of Securities (the “Listing Rules”) on The Stock Exchange of Hong Kong Limited (the “Stock Exchange”), except that (a) the positions of Chairman and Chief Executive Officer are occupied by the same person, which deviates from code provision A.2.1; (b) none of the existing Independent Non-executive Directors is appointed for a specific term but every Director is now subject to retirement by rotation and re-election at the annual general meeting of the Company under Bye-law 112 of the Bye-laws of the Company, which deviates from code provision A.4.1; (c) the Company does not have the present intention to establish a Nomination Committee in view that the Board itself shall discharge all duties expected to be dealt with by a Nomination Committee, which deviates from code provisions A.5.1 to A.5.4.

During the year of 2018, the Board had reviewed and, if required, made necessary changes to the corporate governance practices of the Company in order to ensure continued compliance with the CG Code. Details are disclosed in this Corporate Governance Report.

#### DIRECTORS' SECURITIES TRANSACTION

The Company has adopted the Model Code for Securities Transactions by Directors of Listed Issuers (the “Model Code”) as set out in Appendix 10 to the Listing Rules. Having made specific enquiry to all Directors, all Directors confirmed that they had complied with the required standard set out in the Model Code during the year ended 31 December 2018.

## 企業管治報告書 Corporate Governance Report

### 董事會及行政委員會

董事會已擬備一份保留予董事會批准之事務清單。根據清單，董事會主要負責制定企業策略、通過業務計劃及監管本公司之財政及管理表現。董事會會議上討論之事項包括制定本集團策略及政策；批准重大業務、管理及財政事宜、年度預算、主要收購事項、出售事項及資本承擔；批准有關本公司組織章程及股本之事宜，以及更換董事會成員及核數師；成立董事會轄下之委員會；審閱企業管治及維持適當的風險管理及內部監控系統。

本公司已成立行政委員會，委員會獲董事會授予一般權力，以處理本公司之行政及日常營運，惟載於上述保留予董事會批准之事務清單內之事項除外。行政委員會現由四名執行董事組成，分別為王忠秣先生（行政委員會主席）、王賢敏女士、陳子華博士及溫民強先生。

行政委員會亦向管理層指派多項特定工作，當中包括編製賬目；執行董事會所批准之策略及政策；日常監控預算；執行特定業務及工作項目；執行企業管治、風險管理及內部監控程序以及其他合規事宜。管理層在有需要時向行政委員會（及其他獲授權之董事會轄下委員會）提呈報告以供其審閱及作出指引。

### BOARD OF DIRECTORS & ADMINISTRATIVE COMMITTEE

The Board has a schedule of matters reserved for its approval. Pursuant to the schedule, the Board is mainly responsible for formulating corporate strategies, approving business plans and supervising the Company's financial and management performance. Matters which may be discussed in Board meetings include the formulation of the Group's strategies and policies; approval of significant business, management and financial matters, annual budgets, major acquisitions, disposals and capital commitments; approval of matters relating to the Company's constitution and share capital, and change of board members and auditors; establishment of board committees; review of corporate governance and the maintenance of appropriate risk management and internal control systems.

The Company has established an Administrative Committee which has all the general powers delegated by the Board to deal with administration and daily operation of the Company save as those matters set out in the schedule of matters reserved to the Board mentioned above. The Administrative Committee currently comprises four Executive Directors, namely Mr. Wong Chung Mat, Ben (Chairman of the Administrative Committee), Ms. Wong Yin Man, Ada, Dr. Chan Tsze Wah, Gabriel and Mr. Wan Man Keung.

The Administrative Committee also delegates specific tasks to the management, which includes the preparation of accounts; implementation of strategies and policies approved by the Board; day-to-day monitoring of budgets; implementation of specific business and work projects; implementation of corporate governance, risk management and internal control procedures and other compliance matters. Management presents reports to the Administrative Committee (and other delegated Board Committee) for its review and guidance whenever necessary.

## 企業管治報告書 Corporate Governance Report

### 董事會及行政委員會(續)

為確保根據證券及期貨條例第XIVA部及上市規則之規定，以平等、適時、有效、準確且恰當之方式發佈內幕消息，本公司已委派具備相關知識及專長之高級職員與行政人員，協助董事會評估潛在內幕消息之性質及重要性，及判定是否須經董事會批准後向公眾披露。相關程序及文件須由本公司之內控合規部審閱。有可能管有內幕消息之高級職員及相關僱員會持續接受有關處理及匯報潛在內幕消息之培訓。此外，為減低擅自披露或不一致披露之風險，只有經授權人士方可與投資者、分析員、傳媒及其他公眾人士討論本公司之企業事宜。

董事會現時由五名執行董事及四名獨立非執行董事組成。董事之個人資料(包括董事會成員間之關係)刊載於本年報第19至22頁內。

董事會已於二零一八年舉行四次定期會議(會議大約每季舉行一次)，以討論本公司之整體策略、經營、財務表現、股息政策、風險管理及內部監控系統、企業管治常規以及董事薪酬事宜。

### BOARD OF DIRECTORS & ADMINISTRATIVE COMMITTEE (continued)

In order to ensure equal, timely, effective, accurate and proper disclosure of inside information under the requirements of Part XIVA of the Securities and Futures Ordinance and the Listing Rules, the Company has identified a team of officers and executives with knowledge and expertise to assist the Board for assessing the nature and materiality of potential inside information and determining whether public disclosure is required subject to Board approval. The procedures and documentation in this relation are under review of the Company's Internal Compliance Control Department. Continuous training shall be provided to officers and relevant employees (who are likely to be in possession of inside information) for handling and reporting potential inside information. Also, to minimize the risk of unauthorized or inconsistent disclosure, only designated persons are authorised to discuss the Company's corporate matters with investors, analysts, the media and other members of the public.

The Board currently comprises five Executive Directors and four Independent Non-executive Directors. The biographical details of the Directors (including relationships among the members of the Board) are set out on pages 19 to 22 of this Annual Report.

The Board held four regular Board meetings in 2018 at approximately quarterly intervals to discuss the overall strategy, operation, financial performance, dividend policy, risk management and internal control systems, corporate governance practices and Directors' remuneration.

## 企業管治報告書 Corporate Governance Report

### 董事會及行政委員會(續)

該四次董事會定期會議及本公司二零一八年股東週年大會之董事出席率如下：

### BOARD OF DIRECTORS & ADMINISTRATIVE COMMITTEE (continued)

The attendance of the Directors at the four regular Board meetings and the 2018 annual general meeting of the Company was as follows:

		董事會會議出席率 Attendance at Board meetings	股東大會出席率 Attendance at general meeting
<b>執行董事</b>	<b>Executive Directors</b>		
王忠秣先生 (主席兼行政總裁)	Mr. Wong Chung Mat, Ben (Chairman and Chief Executive Officer)	4/4	1/1
王賢敏女士	Ms. Wong Yin Man, Ada	4/4	1/1
陳子華博士	Dr. Chan Tsze Wah, Gabriel	4/4	1/1
溫民強先生	Mr. Wan Man Keung	4/4	1/1
熊永順先生	Mr. Hung Wing Shun, Edmund	4/4	1/1
<b>獨立非執行董事</b>	<b>Independent Non-executive Directors</b>		
李家祥博士	Dr. Li Ka Cheung, Eric	4/4	0/1
楊孫西博士	Dr. Yu Sun Say	3/4	1/1
葉天養先生	Mr. Alfred Donald Yap	4/4	1/1
張志超先生	Mr. Cheung Chi Chiu, David	4/4	1/1

除上文所述者外，於年內，在沒有其他董事出席之下，主席與獨立非執行董事另外舉行過一次會議。

Save as mentioned above, the Chairman held a separate meeting with the Independent Non-executive Directors without the presence of other Directors during the year.

由於個人事務，李家祥博士(為獨立非執行董事及審核委員會主席)未能出席本公司二零一八年股東週年大會。根據守則條文E.1.2條，彼已委任審核委員會另一名成員楊孫西博士，代表其出席會議並在會上代表審核委員會回答相關提問。

Due to personal engagement, Dr. Li Ka Cheung, Eric (being an Independent Non-executive Director and the Chairman of the Audit Committee) was unable to attend the 2018 annual general meeting of the Company. Pursuant to the code provision E.1.2, he had appointed the other member of the Audit Committee, Dr. Yu Sun Say as his delegate to attend and answer relevant questions at the meeting on behalf of the Audit Committee.

於舉行董事會會議前，董事會獲提供所有所需資料以考慮將予討論之事項。所有董事會會議按正式議程進行。於董事會會議處理之所有事務均載入有關會議之會議記錄。董事會若干決定乃以全體董事通過書面決議案之方式作出。所有董事會成員可向公司秘書尋求意見及獲取服務。倘有需要，董事亦可向外尋求專業意見，費用由本公司支付。

Before holding of a Board meeting, the Board is supplied with all necessary information to enable it to consider the matters to be discussed. A formal agenda is followed in all Board meetings. All business transacted at the Board meetings is documented in the minutes of such meeting. Some Board decisions are made by way of written resolutions of all Directors. All Board members have access to the advice and services of the Company Secretary. If necessary, Directors also have access to external professional advice at the expense of the Company.

## 企業管治報告書 Corporate Governance Report

### 董事培訓

本公司鼓勵所有董事參與持續專業發展，以發展並更新彼等作為上市公司董事之知識及技能。本公司不時向董事介紹及推薦相關培訓課程及閱讀材料。

每位董事均已向本公司提供其於二零一八年內接受培訓之紀錄，有關培訓之方式如下：

培訓方式		Means of Training
<b>執行董事</b>		
王忠秣先生 (主席兼行政總裁)	培訓課程／網上廣播	training course/webcast
王賢敏女士	培訓課程／網上廣播	training course/webcast
陳子華博士	培訓課程／網上廣播	training course/webcast
溫民強先生	培訓課程／網上廣播	training course/webcast
熊永順先生	培訓課程／網上廣播	training course/webcast
<b>獨立非執行董事</b>		
李家祥博士	簡報會／交流會／ 座談會／閱讀材料／ 研討會／培訓課程／ 網上廣播	briefing/conference/forum/ reading materials/seminars/ training courses/ webcast
楊孫西博士	培訓課程	training course
葉天養先生	座談會／閱讀材料／ 培訓課程／網上廣播	forums/reading materials/ training course/webcast
張志超先生	座談會／培訓課程／ 網上廣播	forums/training course/ webcast
<b>Executive Directors</b>		
Mr. Wong Chung Mat, Ben (Chairman and Chief Executive Officer)		training course/webcast
Ms. Wong Yin Man, Ada		training course/webcast
Dr. Chan Tsze Wah, Gabriel		training course/webcast
Mr. Wan Man Keung		training course/webcast
Mr. Hung Wing Shun, Edmund		training course/webcast
<b>Independent Non-executive Directors</b>		
Dr. Li Ka Cheung, Eric		briefing/conference/forum/ reading materials/seminars/ training courses/ webcast
Dr. Yu Sun Say		training course
Mr. Alfred Donald Yap		forums/reading materials/ training course/webcast
Mr. Cheung Chi Chiu, David		forums/training course/ webcast

### DIRECTORS' TRAINING

All Directors are encouraged to participate in continuous professional development to develop and refresh their knowledge and skills as Directors of a listed company. The Company introduces and recommends relevant training courses and reading materials to the Directors from time to time.

Each of the Directors has provided to the Company a record of training received during the year of 2018. The means of such training are as follows:

## 企業管治報告書 Corporate Governance Report

### 主席兼行政總裁

王忠秣先生為本集團主席兼行政總裁，自二零零三年二月起一直兼任這兩個職位。在容許兩個職位由同一人擔任時，本公司已考慮以下事項：

- (a) 兩個職位均須對本集團業務具備透徹了解及豐富經驗。本集團內外均難以遇到同時具備合適知識、經驗及領導才能之人選。倘任何一個職位由不符合資格之人士擔任，可能會拖累本集團之表現。
- (b) 本公司相信，董事會及其獨立非執行董事之監察可提供一個有效之制衡機制，並確保可足夠代表股東利益。

### 獨立非執行董事

本公司認為獨立非執行董事由工業、科技、財務及法律專才組成，能夠就制定策略及其他財政或監管規定向董事會及管理層提供意見。根據上市規則之規定，獨立非執行董事已分別向本公司提供有關其獨立性之年度確認書。本公司視所有獨立非執行董事為獨立。

本公司現任獨立非執行董事概無指定任期。然而，本公司各董事現時須根據本公司之公司細則第112條於本公司股東週年大會上輪值告退並接受重新選舉。因此，本公司認為已採取足夠措施，確保本公司之企業管治常規不遜於企業管治守則所載者。

### CHAIRMAN AND CHIEF EXECUTIVE OFFICER

Mr. Wong Chung Mat, Ben is the Group's Chairman and Chief Executive Officer and has occupied these two positions since February 2003. In allowing the two positions to be occupied by the same person, the Company has considered the following:

- (a) Both positions require in-depth knowledge and considerable experience of the Group's business. Candidates with the suitable knowledge, experience and leadership are difficult to find both within and outside the Group. If either of the positions is occupied by an unqualified person, the Group's performance could be gravely compromised.
- (b) The Company believes that the supervision of the Board and its Independent Non-executive Directors can provide an effective check and balance mechanism and ensures that the interests of the shareholders are adequately represented.

### INDEPENDENT NON-EXECUTIVE DIRECTORS

The Company is satisfied that its Independent Non-executive Directors comprise a good mix of industrial, technology, financial and legal expertise to advise the Board and the management team on strategy formulation and other financial or regulatory requirements. Pursuant to the requirement in the Listing Rules, each of the Independent Non-executive Directors has provided an annual confirmation of independence to the Company. The Company considers all of the Independent Non-executive Directors as independent.

None of the existing Independent Non-executive Directors of the Company is appointed for a specific term. However, every Director of the Company is now subject to retirement by rotation and re-election at the annual general meeting of the Company under Bye-law 112 of the Bye-laws of the Company. As such, the Company considers that sufficient measures have been taken to ensure that the Company's corporate governance practices are no less exacting than those in the CG Code.

## 企業管治報告書 Corporate Governance Report

### 薪酬委員會

本公司已成立薪酬委員會，由兩名獨立非執行董事，包括楊孫西博士(薪酬委員會主席)及葉天養先生，以及一名執行董事，即陳子華博士所組成。

根據企業管治守則，薪酬委員會已採納一種顧問模式，據此，薪酬委員會將擔當向董事會提供建議之角色，而批准執行董事及高級管理層薪酬之最終權力，則保留予董事會。薪酬委員會之主要責任包括就本公司全體董事及高級管理層之薪酬政策及架構提供建議、因應董事會所訂企業方針及目標而檢討及批准管理層之薪酬建議，並就個別執行董事及高級管理層之薪酬待遇提供建議。

於截至二零一八年十二月三十一日止年度內，薪酬委員會曾舉行一次會議，以審閱及考慮董事及高級管理層之薪酬待遇並向董事會作出建議。

該次會議之薪酬委員會委員出席率如下：

		出席率 Attendance
<b>獨立非執行董事</b>		
楊孫西博士(主席)	<b>Independent Non-executive Directors</b> Dr. Yu Sun Say ( <i>Chairman</i> )	1/1
葉天養先生	Mr. Alfred Donald Yap	1/1
<b>執行董事</b>		
陳子華博士	<b>Executive Director</b> Dr. Chan Tsze Wah, Gabriel	1/1

本公司之薪酬政策乃設立並維持合適及具競爭力之酬金以吸引、挽留及激勵僱員成功推動本集團業務。董事之酬金乃根據各董事預計所需付出之時間及努力、彼等於本公司之職責、本公司之薪酬政策及市場價格作基準。

### REMUNERATION COMMITTEE

The Company has established a Remuneration Committee which comprises two Independent Non-executive Directors, namely Dr. Yu Sun Say (Chairman of the Remuneration Committee) and Mr. Alfred Donald Yap, and one Executive Director, namely Dr. Chan Tsze Wah, Gabriel.

Pursuant to the CG Code, an advisory model has been adopted by the Remuneration Committee under which the Remuneration Committee shall perform an advisory role to the Board, with the Board retaining the final authority to approve Executive Directors' and senior management's remuneration. The principal responsibilities of the Remuneration Committee include making recommendations on the Company's policy and structure for all Directors' and senior management's remuneration, reviewing and approving the management's remuneration proposals with reference to the Board's corporate goals and objectives, and making recommendations on the remuneration packages of individual Executive Directors and senior management.

During the year ended 31 December 2018, the Remuneration Committee held one meeting to review and consider the remuneration packages of the Directors and senior management for recommendation to the Board.

The attendance of the Remuneration Committee members at this meeting was as follows:

The Company's remuneration policy is to establish and maintain an appropriate and competitive level of remuneration to attract, retain and motivate employees to run the Group successfully. The emoluments of Directors are based on the anticipated time and effort required from each Director, duties and responsibilities with the Company, the Company's remuneration policy and market benchmark.

## 企業管治報告書 Corporate Governance Report

### 提名董事

鑑於董事會本身將履行所有預期應由提名委員會處理之職務，故本公司目前無意成立提名委員會。

此外，提名董事之政策和程序已以書面形式列載並由董事會採納作為指引，確保在委任具備合適經驗及能力之新董事時有正式、合宜及透明的程序可循，以維持及改善本公司之競爭力。按照提名董事之政策和程序，董事會倘有需要委任新董事，須根據來自現任董事會成員、管理團隊、認識候選人的其他人士及(如適合)專業獵頭公司的推薦意見，編製一份候選董事名單。董事會須按候選董事之品格、誠信、承諾、知識及能力、於其事業領域、專業之成就或個人聲譽、與董事會現行需要相關之特定經驗或專業知識進行初步評估，而倘為新候選獨立董事，則須評估其是否被視為獨立。亦應根據董事會成員多元化政策充分考慮多樣的觀點。董事會其後須篩選及推薦一名或以上候選人進行面試。最後，須推薦最合適的人選予全體董事會以作考慮。

於截至二零一八年十二月三十一日止年度內，董事會檢討了企業管治政策及常規；並考慮將於股東週年大會上根據本公司之公司細則重選之該等退任董事之資格。於本年度舉行之四次董事會會議中，兩次為有關提名董事之事宜。

### NOMINATION OF DIRECTORS

The Company does not have the present intention to establish a Nomination Committee in view that the Board itself shall discharge all duties expected to be dealt with by a Nomination Committee.

In addition, the Policy and Procedure for Nomination of Directors have been set out in writing and adopted by the Board to serve as a guideline in order to ensure that there is a formal, considered and transparent procedure for the appointment of new Directors with suitable experience and capabilities to maintain and improve the competitiveness of the Company. According to the Policy, where a need is identified and arises for the appointment of a new Director to the Board, a list of potential candidates should be compiled based on recommendations from existing Board members, management team, other individuals who know the candidates and, if it deems appropriate, a professional search firm. The Board shall conduct an initial evaluation of the potential candidates based on the character, integrity, commitment, knowledge and ability, accomplishment in his own field, professional or personal reputation, particular experience or expertise relevant to the current needs of the Board, and in case of a new Independent Director candidate, whether he would be considered as independent. Adequate consideration should also be given to the diversity perspectives under the Board Diversity Policy. The Board shall then select and recommend one or more candidates for interview. Lastly, the best available candidate shall be recommended for consideration by the Board as a whole.

During the year ended 31 December 2018, the Board has reviewed the policies and practices on corporate governance; and considered the eligibility of those retiring Directors to be re-elected at the annual general meeting pursuant to the Bye-laws of the Company. Amongst the four Board meetings held during the year, two were related to matters concerning nomination of Directors.



## 企業管治報告書 Corporate Governance Report

### 提名董事(續)

該兩次董事會會議之出席率如下：

	出席率 Attendance
<b>執行董事</b>	
王忠秣先生 (主席兼行政總裁)	
王賢敏女士	
陳子華博士	
溫民強先生	
熊永順先生	
<b>獨立非執行董事</b>	
李家祥博士	
楊孫西博士	
葉天養先生	
張志超先生	

### 董事會成員多元化

本公司深明董事會成員多元化之裨益，並相信均衡的董事會成員組成將提升董事會之表現及推動本公司之成功。有見於此，董事會已採納董事會成員多元化政策。該政策應與上文所述提名董事之政策和程序一併閱讀。

董事會成員多元化政策規定，設計董事會成員組成時，應從多方面考慮董事會成員多元化，以支持本公司實現策略性目標及維持可持續發展。甄選人選時將以一系列多樣的觀點為基準，包括(但不限於)性別、年齡、種族、文化及教育背景、專業經驗、技能及知識。董事會亦將考慮本身的業務模式及具體需要。最終將取決於所挑人選的長處及可為董事會提供的貢獻。

### NOMINATION OF DIRECTORS (continued)

The attendance of the Directors at these two Board meetings was as follows:

	出席率 Attendance
<b>Executive Directors</b>	
Mr. Wong Chung Mat, Ben (Chairman and Chief Executive Officer)	2/2
Ms. Wong Yin Man, Ada	2/2
Dr. Chan Tsze Wah, Gabriel	2/2
Mr. Wan Man Keung	2/2
Mr. Hung Wing Shun, Edmund	2/2
<b>Independent Non-executive Directors</b>	
Dr. Li Ka Cheung, Eric	2/2
Dr. Yu Sun Say	1/2
Mr. Alfred Donald Yap	2/2
Mr. Cheung Chi Chiu, David	2/2

### BOARD DIVERSITY

The Company recognises the benefits of having a diverse Board and believes that a balanced Board composition will contribute towards the performance of the Board and success of the Company. In view of this, a Board Diversity Policy has been adopted by the Board. Such Policy should be read in conjunction with the Policy and Procedure for Nomination of Directors mentioned above.

The Board Diversity Policy provides that, in designing the Board's composition, Board diversity shall be considered from a number of aspects in supporting the attainment of the strategic objectives and sustainable development of the Company. Selection of candidates will be based on a range of diversity perspectives, including but not limited to gender, age, ethnicity, cultural and educational background, professional experience, skills and knowledge. The Board will also take into account factors based on its own business model and specific needs. The ultimate decision will be based on merit and contribution that the prospective candidate will bring to the Board.

## 企業管治報告書 Corporate Governance Report

### 董事會成員多元化(續)

董事會認為本公司現有董事會就其豐富的經驗、知識及個人背景而言，已大致達到成員多元化。本公司將繼續保持其董事會成員多元化，並當有需要填補空缺時，在不損害董事會質素的前提下，提升性別及年齡多元化為特定目標。

### 企業管治職能

本公司致力達到良好企業管治，以保障股東利益，提升企業價值及問責性。

本公司已採納職權範圍，以列出董事會在企業管治方面之職責，包括(但不限於)完善本公司之企業管治政策及常規，並提出修改和更新之建議；檢討董事和高級管理層之培訓及持續專業發展；並監察本公司在遵守法律及監管規定方面之政策及常規。

於截至二零一八年十二月三十一日止年度內，董事會已對本公司企業管治之政策及常規進行年度審閱。

### 風險管理及內部監控

董事會對維持本集團適當而有效之風險管理及內部監控系統負有整體責任，並分別透過風險管理委員會及審核委員會檢討該等系統之有效性。

### BOARD DIVERSITY (continued)

The Board considers that considerable diversity exists in the existing Board of the Company in terms of its broad experience, knowledge and personal background. The Company shall continue to maintain its Board diversity and, when there is any vacancy to fill, to promote the specific objective of gender and age diversity without compromising the quality of the Board.

### CORPORATE GOVERNANCE FUNCTIONS

The Company is committed to achieving high standards of corporate governance to safeguard the interests of shareholders and to enhance corporate value and accountability.

A Terms of Reference has been adopted for the purpose of setting out the corporate governance duties to be performed by the Board, including (but not limited to) development of the Company's policies and practices on corporate governance and making recommendations on changes and updating, review of the training and continuous professional development of Directors and senior management, and monitor the Company's policies and practices on compliance with legal and regulatory requirements.

During the year ended 31 December 2018, the Board has conducted an annual review of the policies and practices on corporate governance of the Company.

### RISK MANAGEMENT AND INTERNAL CONTROL

The Board has overall responsibility for maintaining appropriate and effective risk management and internal control systems of the Group and reviewing their effectiveness through the Risk Management Committee and the Audit Committee, respectively.

## 企業管治報告書 Corporate Governance Report

### 風險管理及內部監控(續)

董事會以持續識別、分析、評估及管理風險為基礎，建立一套全面的風險管理系統。集團內各部門須自行負責及管理其本身之風險，另外亦已成立多個向風險管理委員會匯報之管理委員會，負責監察本集團不同的風險管理範疇。該等工作有助獨立查核個別部門之風險管理系統之成效。本公司之獨立內控合規部(「內控合規部」)獲指派專責內部審核職能，定期對本集團風險管理及內部監控系統進行內部檢討及測試，涵蓋財務、營運、合規、風險評估及風險應對措施的監控。由本集團行政人員組成之各個管理團隊及委員會定期開會，檢討內控合規部進行內部審核工作之發現及意見，並提出相關建議。管理團隊及委員會之行政人員亦確保監控弱點已向有關部門有效溝通，並監察有關部門其後就其建議作出之行動。內控合規部定期向風險管理委員會及審核委員會匯報其主要發現並提出意見，以助該等委員會分別評核本集團風險管理及內部監控系統是否有效。風險管理委員會及審核委員會再向董事會作出匯報，以供董事會每年從中作出本身之見解。

審核委員會每年檢討本集團在會計、財務匯報及內部審核職能方面的資源是否充足，相關員工的資歷、經驗及培訓又是否足夠，從而確保監控程序得以持續實施且行之有效。

### RISK MANAGEMENT AND INTERNAL CONTROL (continued)

The Board has established a comprehensive risk management system based on identification, analysis, evaluation and management of risks on an ongoing basis. Each department under the Group is required to own and manage its own risks. A number of management committees reporting to the Risk Management Committee have been established to monitor different aspects of risk management for the Group. Such work serves to provide an independent checking of the effectiveness of the risk management system of individual departments. The independent Internal Compliance Control Department ("ICC") of the Company is delegated with the internal audit function to conduct regular internal reviews and testings of the Group's risk management and internal control systems covering financial, operational, compliance, risk assessment and risk response implementation controls. The respective management teams and committees which comprise relevant executives of the Group meet regularly to review the findings and opinions of internal audits conducted by the ICC and make relevant recommendations. The executives from the management teams and committees also ensure the control weaknesses are effectively communicated to the relevant departments and monitor the follow-up actions in response to their recommendations. The ICC regularly reports its major findings and advice to the Risk Management Committee and the Audit Committee and assists them to evaluate the effectiveness of the Group's risk management and internal control systems, respectively. The Risk Management Committee and the Audit Committee report back to the Board for forming its own view on an annual basis.

The Audit Committee annually reviews the adequacy of resources and qualifications, experience and training of the staff responsible for accounting, financial reporting and internal audit functions to ensure that ongoing control process are in place and functioning effectively.

## 企業管治報告書 Corporate Governance Report

### 風險管理及內部監控(續)

本集團風險管理及內部監控系統旨在提供合理而非絕對之保障，以防範出現重大錯誤陳述或損失，並管理而非消除營運系統失效之風險，從而令本集團可達到其目標。於二零一八年度，董事會已分別透過風險管理委員會及審核委員會檢討本集團之風險管理及內部監控系統，並認為該等系統為有效且足夠。

### 風險管理委員會

風險管理委員會由三名執行董事組成，包括王賢敏女士(風險管理委員會主席)、陳子華博士及熊永順先生。

風險管理委員會之主要職責包括監察本集團的整體風險管理框架；審批風險政策及風險容忍度以及審視其違規情況；檢討及評估風險管理系統的成效；及就風險相關事宜向董事會提供意見。

於截至二零一八年十二月三十一日止年度，風險管理委員會曾舉行七次會議，以監督風險管理框架；評估風險嚴重程度；監察及更新本集團之風險政策；討論主要風險之風險報告；及檢討風險管理系統是否有效及足夠。

### RISK MANAGEMENT AND INTERNAL CONTROL (continued)

The purpose of the Group's risk management and internal control systems is to provide reasonable, but not absolute assurance against material misstatement or loss and to manage rather than eliminate risks of failure in operational system in order to achieve the Group's objectives. For the year of 2018 under review, the Board, through the Risk Management Committee and the Audit Committee, has reviewed the Group's risk management and internal control systems, respectively and considered them effective and adequate.

### RISK MANAGEMENT COMMITTEE

The Risk Management Committee comprises three Executive Directors, namely Ms. Wong Yin Man, Ada (Chairperson of the Risk Management Committee), Dr. Chan Tsze Wah, Gabriel and Mr. Hung Wing Shun, Edmund.

The principal duties of the Risk Management Committee include the oversight of the Group's overall risk management framework; approval of risk policies and tolerances and reviewing the breaches thereof; review and assessment of the effectiveness of the risk management systems; and advising the Board on risk-related issues.

During the year ended 31 December 2018, the Risk Management Committee held seven meetings to oversee the risk management framework; assess materiality of risks; monitor and update the Group's risk policies; discuss risk reports on key risks; and review the effectiveness and adequacy of the risk management system.

## 企業管治報告書 Corporate Governance Report

### 風險管理委員會(續)

該七次會議之風險管理委員會委員出席率如下：

#### 執行董事

王賢敏女士(主席)  
陳子華博士  
熊永順先生

附註：

本集團相關行政人員亦有出席上述之風險管理委員會會議。

### 審核委員會

審核委員會由三名獨立非執行董事組成，包括李家祥博士(審核委員會主席)、楊孫西博士及葉天養先生。

審核委員會之主要職責包括監察本集團之財務報告及內部監控系統；審閱本集團之財務資料；及檢討本公司與外聘核數師之關係。緊隨二零一八年年底後，審核委員會職權範圍之若干修訂已告生效，以配合企業管治守則的近期變動。

於截至二零一八年十二月三十一日止年度內，審核委員會已單獨與外聘核數師會面兩次，並曾進行兩次委員會會議，以檢討本集團採納之會計政策及常規；討論核數、內部監控及財務報告事宜，當中包括審閱本集團二零一七年末期業績及二零一八年中中期業績；審閱外聘核數師之聘用函件；就續聘外聘核數師作出建議；及檢討會計、財務報告及內部審核功能及相關職員。

### RISK MANAGEMENT COMMITTEE (continued)

The attendance of the Risk Management Committee members at the seven meetings was as follows:

	出席率 Attendance
<b>Executive Directors</b>	
Ms. Wong Yin Man, Ada ( <i>Chairperson</i> )	7/7
Dr. Chan Tsze Wah, Gabriel	6/7
Mr. Hung Wing Shun, Edmund	5/7

Note:

Relevant executives of the Group also attended the Risk Management Committee meetings above.

### AUDIT COMMITTEE

The Audit Committee comprises three Independent Non-executive Directors, namely Dr. Li Ka Cheung, Eric (Chairman of the Audit Committee), Dr. Yu Sun Say and Mr. Alfred Donald Yap.

The principal duties of the Audit Committee include the oversight of the Group's financial reporting and internal control systems; review of the Group's financial information; and review of the relationship with the external auditor of the Company. Immediately after the year end of 2018, certain amendments to the Terms of Reference of the Audit Committee become effective in order to align the recent changes to the CG Code.

During the year ended 31 December 2018, the Audit Committee met separately with the external auditors twice and held two meetings to review the accounting principles and practices adopted by the Group; discuss the auditing, internal control and financial reporting matters including review of the 2017 final results and 2018 interim results of the Group; review the external auditor's engagement letters; recommend the re-appointment of the external auditor; and review the accounting, financial reporting and internal audit functions and their staffs.

## 企業管治報告書 Corporate Governance Report

### 審核委員會(續)

該兩次會議之審核委員會委員出席率如下：

#### 獨立非執行董事

李家祥博士(主席)  
楊孫西博士  
葉天養先生

### 核數師酬金

截至二零一八年十二月三十一日止年度，已付或應付外聘核數師羅兵咸永道會計師事務所之酬金載列如下：

		總額(港幣元) Amount (HK\$)
核數服務	Audit services	2,750,000
非核數服務	Non-audit services	
– 稅務及相關服務	– Tax and related services	171,700
– 諮詢服務	– Advisory service	800,000
		3,721,700

### 董事及核數師對財務報表之責任

有關董事及核數師編製本集團綜合財務報表之責任刊載於本年報第74至81頁之「獨立核數師報告」內。

### AUDIT COMMITTEE (continued)

The attendance of the Audit Committee members at the two meetings was as follows:

#### Independent Non-executive Directors

Dr. Li Ka Cheung, Eric (*Chairman*) 2/2  
Dr. Yu Sun Say 2/2  
Mr. Alfred Donald Yap 2/2

### AUDITOR'S REMUNERATION

For the year ended 31 December 2018, the remuneration paid or payable to the external auditor, PricewaterhouseCoopers, is set out as follows:

### DIRECTORS' AND AUDITOR'S RESPONSIBILITIES FOR FINANCIAL STATEMENTS

The responsibilities of the Directors and the auditor for preparing the consolidated financial statements of the Group are set out in the "Independent Auditor's Report" on pages 74 to 81 of this Annual Report.

## 企業管治報告書 Corporate Governance Report

### 股東權益

為保障股東權益及權利，在股東大會上，每項實際獨立的事宜，均以個別決議案提呈。

此外，股東受以下程序保護，該等程序受制於本公司之公司細則、一九八一年百慕達公司法及適用法律和規例。

### 股東召開股東特別大會(「股東特別大會」)的程序

1. 於遞交要求當日持有不少於附帶權利可於本公司股東大會上投票之本公司繳足股本十分之一(1/10)之股東，於任何時間均有權向本公司註冊辦事處(地址為Clarendon House, 2 Church Street, Hamilton HM 11, Bermuda)及其總辦事處(地址為香港九龍官塘偉業街108號絲寶國際大廈17樓)送交書面要求，並註明收件人為本公司之公司秘書，要求董事會召開股東特別大會，以處理該要求所指明之任何事務，而有關大會須於遞交該要求後兩(2)個月內舉行。
2. 書面要求須列明股東大會之目的、經有關股東簽署，並可由多份相同格式之文件組成，而每份文件須由一名或多名該等股東簽署。
3. 倘要求適當，公司秘書將要求董事會根據法例規定向全體登記股東送達充分通知後召開股東特別大會。相反，倘要求無效，則向有關股東告知此結果，亦將不會應要求召開股東特別大會。

### SHAREHOLDERS' RIGHTS

To safeguard the shareholders' interest and rights, separate resolutions are proposed at shareholders' meetings on each substantial issue.

In addition, shareholders are protected by the following procedures as governed by the Company's Bye-laws, the Bermuda Companies Act 1981 and applicable legislation and regulation.

### Procedures for shareholder(s) to convene a special general meeting ("SGM")

1. Shareholder(s) holding at the date of deposit of the requisition not less than one-tenth (1/10) of the paid-up capital of the Company carrying the right of voting at general meetings of the Company shall at all times have the right, by written requisition sent to the Company's registered office at Clarendon House, 2 Church Street, Hamilton HM 11, Bermuda and its principal office at 17/F, C-Bons International Center, No. 108 Wai Yip Street, Kwun Tong, Kowloon, Hong Kong, for the attention of the Company Secretary of the Company, to require a SGM to be called by the Board of Directors for the transaction of any business specified in such requisition; and such meeting shall be held within two (2) months after the deposit of such requisition.
2. The written requisition must state the purposes of the general meeting, signed by the shareholder(s) concerned and may consist of several documents in like form, each signed by one or more of those shareholders.
3. If the requisition is in order, the Company Secretary will ask the Board of Directors to convene a SGM by serving sufficient notice in accordance with the statutory requirements to all the registered shareholders. On the contrary, if the requisition is invalid, the shareholder(s) concerned will be advised of this outcome and accordingly, a SGM will not be convened as requested.

## 企業管治報告書 Corporate Governance Report

### 股東權益(續)

#### 股東召開股東特別大會(「股東特別大會」)的程序(續)

4. 向全體登記股東發出通知以供考慮由有關股東於股東特別大會上提出建議之期限，因建議性質而異，詳情如下：
  - (i) 倘建議構成本公司之特別決議案(除用作更正明顯錯誤之純粹文書修訂外，不得予以修訂)，則須最少發出二十一(21)個整日及不少於十(10)個完整營業日之書面通知；及
  - (ii) 倘建議構成本公司之普通決議案，則須最少發出十四(14)個整日及不少於十(10)個完整營業日之書面通知。

#### 股東於股東大會提出建議(提名他人參選董事除外)的程序

1. 本公司每年舉行一次股東週年大會(「股東週年大會」)，並可於必要時舉行稱為股東特別大會之股東大會。
2. 持有(i)有權於股東大會上投票之全體股東總投票權不少於二十分之一(1/20)之股東，或(ii)不少於100名股東，可提交擬於股東週年大會上所動議決議案之書面要求；或就於特定股東大會上任何所動議決議案所述事項或將處理之事務提交不超過1,000字之陳述。
3. 書面要求/陳述須由有關股東簽署，並於股東週年大會舉行前不少於六(6)星期(倘要求提供決議案通知)或於股東大會舉行前一(1)星期(倘為任何其他要求)送交至本公司註冊辦事處(地址為 Clarendon House, 2 Church Street, Hamilton HM 11, Bermuda)及其總辦事處(地址為香港九龍官塘偉業街108號絲寶國際大廈17樓)，並註明收件人為本公司之公司秘書。

### SHAREHOLDERS' RIGHTS (continued)

#### Procedures for shareholder(s) to convene a special general meeting ("SGM") (continued)

4. The notice period to be given to all the registered shareholders for consideration of the proposal raised by the shareholder(s) concerned at a SGM varies according to the nature of the proposal, as follows:
  - (i) at least twenty-one (21) clear days' and not less than ten (10) clear business days' notice in writing if the proposal constitutes a special resolution of the Company, which cannot be amended other than to a mere clerical amendment to correct a patent error; and
  - (ii) at least fourteen (14) clear days' and not less than ten (10) clear business days' notice in writing if the proposal constitutes an ordinary resolution of the Company.

#### Procedures for shareholders to make proposals at general meeting other than a proposal of a person for election as director

1. The Company holds an annual general meeting ("AGM") every year, and may hold a general meeting known as a special general meeting whenever necessary.
2. Shareholder(s) of the Company holding (i) not less than one-twentieth (1/20) of the total voting rights of all shareholders having the right to vote at the general meeting; or (ii) not less than 100 shareholders, can submit a written request stating the resolution intended to be moved at the AGM; or a statement of not more than 1,000 words with respect to the matter referred to in any proposed resolution or the business to be dealt with at a particular general meeting.
3. The written request/statements must be signed by the shareholder(s) concerned and deposited at the Company's registered office at Clarendon House, 2 Church Street, Hamilton HM 11, Bermuda and its principal office at 17/F, C-Bons International Center, No. 108 Wai Yip Street, Kwun Tong, Kowloon, Hong Kong, for the attention of the Company Secretary of the Company, not less than six (6) weeks before the AGM in the case of a requisition requiring notice of a resolution and not less than one (1) week before the general meeting in the case of any other requisition.



## 企業管治報告書 Corporate Governance Report

### 股東權益(續)

#### 股東於股東大會提出建議(提名他人參選董事除外)的程序(續)

- 倘書面要求適當，公司秘書將要求本公司董事會(i)將決議案列入股東週年大會議程；或(ii)就股東大會傳閱陳述，惟有關股東已支付經董事會釐定之合理金額之費用，足以支付本公司根據法例規定向全體登記股東送達決議案通知及／或傳閱有關股東提交之陳述。相反，倘要求無效，或有關股東並無支付足夠金額以支付本公司就上述目的所需費用，則所提呈決議案將不會列入股東週年大會議程，亦將不會就股東大會傳閱陳述。

另一份載有關於股東提名董事候選人的程序之文件，亦已刊登於本公司網址。

### SHAREHOLDERS' RIGHTS (continued)

#### Procedures for shareholders to make proposals at general meeting other than a proposal of a person for election as director (continued)

- If the written request is in order, the Company Secretary will ask the Board of Directors of the Company (i) to include the resolution in the agenda for the AGM; or (ii) to circulate the statement for the general meeting, provided that the shareholder(s) concerned have deposited a sum of money reasonably determined by the Board of Directors sufficient to meet the Company's expenses in serving the notice of the resolution and/or circulating the statement submitted by the shareholder(s) concerned in accordance with the statutory requirements to all the registered shareholders. On the contrary, if the requisition is invalid or the shareholder(s) concerned have failed to deposit sufficient money to meet the Company's expenses for the said purposes, the shareholder(s) concerned will be advised of this outcome and accordingly, the proposed resolution will not be included in the agenda for the AGM; or the statement will not be circulated for the general meeting.

A separate document containing the procedures for a shareholder to propose a person for election as a director is also published on the website of the Company.

## 企業管治報告書 Corporate Governance Report

### 股東權益(續)

#### 股東向董事會提出查詢的程序

一九八一年百慕達公司法或本公司之公司細則概無條文規定股東向本公司董事會提出查詢之程序。股東理應可於任何時間按下列地址或透過下列傳真號碼或電郵地址以書面方式送交其查詢：

地址： 香港九龍官塘  
偉業街108號  
絲寶國際大廈17樓  
(註明收件人為公司秘書或  
董事會主席)

傳真： (852) 2797 8076

電郵： enquiry@wih.com.hk

### 組織章程文件

於二零一八年，本公司之組織章程文件概無變動。本公司現行之公司細則可於本公司及聯交所網站取得。

香港，二零一九年三月二十七日

### SHAREHOLDERS' RIGHTS (continued)

#### Procedures by which enquiries may be put to the Board of Directors by shareholders

There are no provisions in the Bermuda Companies Act 1981 or in the Bye-laws of the Company that provide for a procedure by which shareholder(s) may put forward an enquiry to the Board of Directors of the Company. A shareholder may, of course, at any time send their enquiries in writing to the Board of Directors of the Company at the following address or via the following facsimile number or email address:

Address: 17/F, C-Bons International Center,  
No. 108 Wai Yip Street,  
Kwun Tong, Kowloon, Hong Kong  
(For the attention of the Company Secretary or Chairman  
of the Board)

Fax: (852) 2797 8076

Email: enquiry@wih.com.hk

### CONSTITUTIONAL DOCUMENTS

There was no change in the constitutional documents of the Company in the year of 2018. The current Bye-laws of the Company is available on the websites of the Company and the Stock Exchange.

Hong Kong, 27 March 2019

# 獨立核數師報告

## Independent Auditor's Report



羅兵咸永道

致王氏國際集團有限公司股東  
(於百慕達註冊成立的有限公司)

To the Shareholders of Wong's International Holdings Limited  
(incorporated in Bermuda with limited liability)

### 意見

### OPINION

#### 我們已審計的內容

#### What we have audited

王氏國際集團有限公司(以下簡稱「貴公司」)及其附屬公司(以下統稱「貴集團」)列載於第82至223頁的綜合財務報表，包括：

The consolidated financial statements of Wong's International Holdings Limited (the "Company") and its subsidiaries (the "Group") set out on pages 82 to 223, which comprise:

- 於二零一八年十二月三十一日的綜合財務狀況表；
  - 截至該日止年度的綜合收益表；
  - 截至該日止年度的綜合全面收入表；
  - 截至該日止年度的綜合權益變動表；
  - 截至該日止年度的綜合現金流量表；及
  - 綜合財務報表附註，包括主要會計政策概要。
- the consolidated statement of financial position as at 31 December 2018;
  - the consolidated income statement for the year then ended;
  - the consolidated statement of comprehensive income for the year then ended;
  - the consolidated statement of changes in equity for the year then ended;
  - the consolidated cash flow statement for the year then ended; and
  - the notes to the consolidated financial statements, which include a summary of significant accounting policies.

## 獨立核數師報告 Independent Auditor's Report



羅兵咸永道

### 我們的意見

我們認為，該等綜合財務報表已根據香港會計師公會頒佈的《香港財務報告準則》真實而中肯地反映了貴集團於二零一八年十二月三十一日的綜合財務狀況及其截至該日止年度的綜合財務表現及綜合現金流量，並已遵照香港《公司條例》的披露規定妥為擬備。

### 意見的基礎

我們已根據香港會計師公會頒佈的《香港審計準則》進行審計。我們在該等準則下承擔的責任已在本報告「核數師就審計綜合財務報表承擔的責任」部分中作進一步闡述。

我們相信，我們所獲得的審計憑證能充足及適當地為我們的審計意見提供基礎。

### 獨立性

根據香港會計師公會頒佈的《專業會計師道德守則》(以下簡稱「守則」)，我們獨立於貴集團，並已履行守則中的其他專業道德責任。

### Our opinion

In our opinion, the consolidated financial statements give a true and fair view of the consolidated financial position of the Group as at 31 December 2018, and of its consolidated financial performance and its consolidated cash flows for the year then ended in accordance with Hong Kong Financial Reporting Standards (“HKFRSs”) issued by the Hong Kong Institute of Certified Public Accountants (“HKICPA”) and have been properly prepared in compliance with the disclosure requirements of the Hong Kong Companies Ordinance.

### BASIS FOR OPINION

We conducted our audit in accordance with Hong Kong Standards on Auditing (“HKSA”) issued by the HKICPA. Our responsibilities under those standards are further described in the Auditor’s Responsibilities for the Audit of the Consolidated Financial Statements section of our report.

We believe that the audit evidence we have obtained is sufficient and appropriate to provide a basis for our opinion.

### Independence

We are independent of the Group in accordance with the HKICPA’s Code of Ethics for Professional Accountants (“the Code”), and we have fulfilled our other ethical responsibilities in accordance with the Code.

## 獨立核數師報告 Independent Auditor's Report



羅兵咸永道

### 關鍵審計事項

關鍵審計事項是根據我們的專業判斷，認為對本期綜合財務報表的審計最為重要的事項。這些事項是在我們審計整體綜合財務報表及出具意見時進行處理的。我們不會對這些事項提供單獨的意見。

我們在審計中識別的關鍵審計事項概述如下：

- 存貨撥備估計

#### 關鍵審計事項 Key Audit Matter

存貨撥備估計  
Estimated provision for inventory

茲提述綜合財務報表附註23及附註4(d)。  
Refer to Note 23 and Note 4(d) to the consolidated financial statements.

貴集團於二零一八年十二月三十一日持有的存貨為港幣501,000,000元。貴集團依據產品週期及存貨賬齡對滯銷存貨貫徹應用一套特定的撥備方法。我們聚焦於此範疇是因為撥備估計涉及高度判斷，而判斷乃以參考產品週期對陳舊原材料的可能使用情況作出評估的過往經驗為基礎。

The Group held inventory of HK\$501 million as at 31 December 2018. It consistently applies a specific provisioning methodology for slow moving inventory based on products life cycle and inventory ageing. We focused on this area because the estimation of provision involved high-level of judgement based on historical experience of evaluating the possible utilisation of the aged raw materials by making reference to products life cycle.

### KEY AUDIT MATTERS

Key audit matters are those matters that, in our professional judgement, were of most significance in our audit of the consolidated financial statements of the current period. These matters were addressed in the context of our audit of the consolidated financial statements as a whole, and in forming our opinion thereon, and we do not provide a separate opinion on these matters.

Key audit matter identified in our audit is summarised as follows:

- Estimated provision for inventory

#### 我們的審計如何處理關鍵審計事項 How our audit addressed the Key Audit Matter

我們了解、評估並證實管理層有關存貨撥備估計過程的主要監控措施。

We understood, evaluated and validated management's key controls over the inventory provision estimation process.

我們已審查存貨撥備方法的基礎，並評估(其中包括)管理層過往年度的估計結果，以及管理層就滯銷及陳舊存貨作出的分析及評估。我們亦已評估管理層參考產品週期以釐定陳舊原材料的可能使用情況時應用的假設及估計，並無發現相反證據。

We examined the basis of the methodology with respect to inventory provisions and evaluated, amongst others, the outcome of management's estimations in prior years, analysis and assessment made by management with respect to slow moving and obsolete inventory. We also evaluated the assumptions and estimates applied by management to determine the possible utilisation of aged raw materials by making reference to the products life cycle without contradictory evidence noted.

我們已測試計算所用的存貨賬齡的準確性，亦曾採用二零一八年十二月三十一日的存貨賬齡及管理層釐定的產品週期重新計算存貨撥備。

We tested the accuracy of the ageing profile of the inventory used in the calculation. We performed a recalculation of the inventory provision using the ageing profile of the inventory as at 31 December 2018 and the products life cycle determined by management.

## 獨立核數師報告 Independent Auditor's Report



羅兵咸永道

### 其他信息

貴公司董事須對其他信息負責。其他信息包括年報內的所有信息，但不包括綜合財務報表及我們的核數師報告。

我們對綜合財務報表的意見並不涵蓋其他信息，我們亦不對該等其他信息發表任何形式的鑒證結論。

結合我們對綜合財務報表的審計，我們的責任是閱讀其他信息，在此過程中，考慮其他信息是否與綜合財務報表或我們在審計過程中所了解的情況存在重大抵觸或者似乎存在重大錯誤陳述的情況。

基於我們已執行的工作，如果我們認為其他信息存在重大錯誤陳述，我們需要報告該事實。在這方面，我們沒有任何報告。

### 董事及審核委員會就綜合財務報表須承擔的責任

貴公司董事須負責根據香港會計師公會頒佈的《香港財務報告準則》及香港《公司條例》的披露規定擬備真實而中肯的綜合財務報表，並對其認為為使綜合財務報表的擬備不存在由於欺詐或錯誤而導致的重大錯誤陳述所需的內部控制負責。

### OTHER INFORMATION

The directors of the Company are responsible for the other information. The other information comprises all of the information included in the annual report other than the consolidated financial statements and our auditor's report thereon.

Our opinion on the consolidated financial statements does not cover the other information and we do not express any form of assurance conclusion thereon.

In connection with our audit of the consolidated financial statements, our responsibility is to read the other information and, in doing so, consider whether the other information is materially inconsistent with the consolidated financial statements or our knowledge obtained in the audit or otherwise appears to be materially misstated.

If, based on the work we have performed, we conclude that there is a material misstatement of this other information, we are required to report that fact. We have nothing to report in this regard.

### RESPONSIBILITIES OF DIRECTORS AND AUDIT COMMITTEE FOR THE CONSOLIDATED FINANCIAL STATEMENTS

The directors of the Company are responsible for the preparation of the consolidated financial statements that give a true and fair view in accordance with HKFRSs issued by the HKICPA and the disclosure requirements of the Hong Kong Companies Ordinance, and for such internal control as the directors determine is necessary to enable the preparation of consolidated financial statements that are free from material misstatement, whether due to fraud or error.

## 獨立核數師報告 Independent Auditor's Report



羅兵咸永道

### 董事及審核委員會就綜合財務報表須承擔的責任(續)

在擬備綜合財務報表時，董事負責評估 貴集團持續經營的能力，並在適用情況下披露與持續經營有關的事項，以及使用持續經營為會計基礎，除非董事有意將 貴集團清盤或停止經營，或別無其他實際的替代方案。

審核委員會須負責監督 貴集團的財務報告過程。

### 核數師就審計綜合財務報表承擔的責任

我們的目標，是對綜合財務報表整體是否存在由於欺詐或錯誤而導致的重大錯誤陳述取得合理保證，並出具包括我們意見的核數師報告。我們僅按照百慕達一九八一年《公司法》第90條向閣下(作為整體)報告我們的意見，除此之外本報告別無其他目的。我們不會就本報告的內容向任何其他人士負上或承擔任何責任。合理保證是高水平的保證，但不能保證按照《香港審計準則》進行的審計，在某一重大錯誤陳述存在時總能發現。錯誤陳述可以由欺詐或錯誤引起，如果合理預期它們單獨或滙總起來可能影響綜合財務報表使用者依賴綜合財務報表所作出的經濟決定，則有關的錯誤陳述可被視作重大。

### RESPONSIBILITIES OF DIRECTORS AND AUDIT COMMITTEE FOR THE CONSOLIDATED FINANCIAL STATEMENTS (continued)

In preparing the consolidated financial statements, the directors are responsible for assessing the Group's ability to continue as a going concern, disclosing, as applicable, matters related to going concern and using the going concern basis of accounting unless the directors either intend to liquidate the Group or to cease operations, or have no realistic alternative but to do so.

The audit committee is responsible for overseeing the Group's financial reporting process.

### AUDITOR'S RESPONSIBILITIES FOR THE AUDIT OF THE CONSOLIDATED FINANCIAL STATEMENTS

Our objectives are to obtain reasonable assurance about whether the consolidated financial statements as a whole are free from material misstatement, whether due to fraud or error, and to issue an auditor's report that includes our opinion. We report our opinion solely to you, as a body, in accordance with Section 90 of the Companies Act 1981 of Bermuda and for no other purpose. We do not assume responsibility towards or accept liability to any other person for the contents of this report. Reasonable assurance is a high level of assurance, but is not a guarantee that an audit conducted in accordance with HKSA's will always detect a material misstatement when it exists. Misstatements can arise from fraud or error and are considered material if, individually or in the aggregate, they could reasonably be expected to influence the economic decisions of users taken on the basis of these consolidated financial statements.

## 獨立核數師報告 Independent Auditor's Report



羅兵咸永道

### 核數師就審計綜合財務報表承擔的責任(續)

### AUDITOR'S RESPONSIBILITIES FOR THE AUDIT OF THE CONSOLIDATED FINANCIAL STATEMENTS (continued)


在根據《香港審計準則》進行審計的過程中，我們運用了專業判斷，保持了專業懷疑態度。我們亦：

As part of an audit in accordance with HKSA's, we exercise professional judgement and maintain professional scepticism throughout the audit. We also:

- 識別和評估由於欺詐或錯誤而導致綜合財務報表存在重大錯誤陳述的風險，設計及執行審計程序以應對這些風險，以及獲取充足和適當的審計憑證，作為我們意見的基礎。由於欺詐可能涉及串謀、偽造、蓄意遺漏、虛假陳述，或凌駕於內部控制之上，因此未能發現因欺詐而導致的重大錯誤陳述的風險高於未能發現因錯誤而導致的重大錯誤陳述的風險。
- 了解與審計相關的內部控制，以設計適當的審計程序，但目的並非對貴集團內部控制的有效性發表意見。
- 評價董事所採用會計政策的恰當性及作出會計估計和相關披露的合理性。
- Identify and assess the risks of material misstatement of the consolidated financial statements, whether due to fraud or error, design and perform audit procedures responsive to those risks, and obtain audit evidence that is sufficient and appropriate to provide a basis for our opinion. The risk of not detecting a material misstatement resulting from fraud is higher than for one resulting from error, as fraud may involve collusion, forgery, intentional omissions, misrepresentations, or the override of internal control.
- Obtain an understanding of internal control relevant to the audit in order to design audit procedures that are appropriate in the circumstances, but not for the purpose of expressing an opinion on the effectiveness of the Group's internal control.
- Evaluate the appropriateness of accounting policies used and the reasonableness of accounting estimates and related disclosures made by the directors.



## 獨立核數師報告 Independent Auditor's Report



羅兵咸永道

### 核數師就審計綜合財務報表承擔的責任(續)

### AUDITOR'S RESPONSIBILITIES FOR THE AUDIT OF THE CONSOLIDATED FINANCIAL STATEMENTS (continued)

- 對董事採用持續經營會計基礎的恰當性作出結論。根據所獲取的審計憑證，確定是否存在與事項或情況有關的重大不確定性，從而可能導致對貴集團的持續經營能力產生重大疑慮。如果我們認為存在重大不確定性，則有必要在核數師報告中提請使用者注意綜合財務報表中的相關披露。假若有關的披露不足，則我們應當發表非無保留意見。我們的結論是基於核數師報告日止所取得的審計憑證。然而，未來事項或情況可能導致貴集團不能持續經營。
- 評價綜合財務報表的整體列報方式、結構和內容，包括披露，以及綜合財務報表是否中肯反映交易和事項。
- 就貴集團內實體或業務活動的財務信息獲取充足、適當的審計憑證，以便對綜合財務報表發表意見。我們負責貴集團審計的方向、監督和執行。我們為審計意見承擔全部責任。
- Conclude on the appropriateness of the directors' use of the going concern basis of accounting and, based on the audit evidence obtained, whether a material uncertainty exists related to events or conditions that may cast significant doubt on the Group's ability to continue as a going concern. If we conclude that a material uncertainty exists, we are required to draw attention in our auditor's report to the related disclosures in the consolidated financial statements or, if such disclosures are inadequate, to modify our opinion. Our conclusions are based on the audit evidence obtained up to the date of our auditor's report. However, future events or conditions may cause the Group to cease to continue as a going concern.
- Evaluate the overall presentation, structure and content of the consolidated financial statements, including the disclosures, and whether the consolidated financial statements represent the underlying transactions and events in a manner that achieves fair presentation.
- Obtain sufficient appropriate audit evidence regarding the financial information of the entities or business activities within the Group to express an opinion on the consolidated financial statements. We are responsible for the direction, supervision and performance of the Group audit. We remain solely responsible for our audit opinion.

除其他事項外，我們與審核委員會溝通了計劃的審計範圍、時間安排、重大審計發現等，包括我們在審計中識別出內部控制的任何重大缺陷。

We communicate with the audit committee regarding, among other matters, the planned scope and timing of the audit and significant audit findings, including any significant deficiencies in internal control that we identify during our audit.

## 獨立核數師報告 Independent Auditor's Report



羅兵咸永道

### 核數師就審計綜合財務報表承擔的責任(續)

我們還向審核委員會提交聲明，說明我們已符合有關獨立性的相關專業道德要求，並與他們溝通有可能合理地被認為會影響我們獨立性的所有關係和其他事項，以及在適用的情況下，相關的防範措施。

從與審核委員會溝通的事項中，我們確定哪些事項對本期綜合財務報表的審計最為重要，因而構成關鍵審計事項。我們在核數師報告中描述這些事項，除非法律法規不允許公開披露這些事項，或在極端罕見的情況下，如果合理預期在我們報告中溝通某事項造成的負面後果超過產生的公眾利益，我們決定不應在報告中溝通該事項。

出具本獨立核數師報告的審計項目合夥人是鍾潔儀。

羅兵咸永道會計師事務所  
執業會計師

香港，二零一九年三月二十七日

### AUDITOR'S RESPONSIBILITIES FOR THE AUDIT OF THE CONSOLIDATED FINANCIAL STATEMENTS (continued)

We also provide the audit committee with a statement that we have complied with relevant ethical requirements regarding independence, and to communicate with them all relationships and other matters that may reasonably be thought to bear on our independence, and where applicable, related safeguards.

From the matters communicated with the audit committee, we determine those matters that were of most significance in the audit of the consolidated financial statements of the current period and are therefore the key audit matters. We describe these matters in our auditor's report unless law or regulation precludes public disclosure about the matter or when, in extremely rare circumstances, we determine that a matter should not be communicated in our report because the adverse consequences of doing so would reasonably be expected to outweigh the public interest benefits of such communication.

The engagement partner on the audit resulting in this independent auditor's report is Chung Kit Yi, Kitty.

PricewaterhouseCoopers  
Certified Public Accountants

Hong Kong, 27 March 2019

## 綜合收益表

### Consolidated Income Statement

截至二零一八年十二月三十一日止年度

For the year ended 31 December 2018

		附註 Note	二零一八年 2018 港幣千元 HK\$'000	二零一七年 2017 港幣千元 HK\$'000
<b>收益</b>	<b>Revenue</b>	5	<b>4,013,546</b>	3,817,543
其他收入	Other income	6	<b>18,952</b>	9,537
製成品及在製品存貨之變動	Changes in inventories of finished goods and work in progress		<b>(44,974)</b>	85,694
所使用之原料及消耗品	Raw materials and consumables used		<b>(2,982,447)</b>	(2,949,893)
僱員福利開支	Employee benefit expenses	7	<b>(483,100)</b>	(474,114)
折舊及攤銷支出	Depreciation and amortisation charges	8	<b>(55,930)</b>	(46,706)
其他經營支出	Other operating expenses	8	<b>(207,436)</b>	(205,321)
投資物業公允價值變動	Change in fair value of investment properties	16	<b>239,003</b>	99,776
其他收益/(虧損) – 淨額	Other gains/(losses) – net	9	<b>29,070</b>	(20,904)
應收貿易賬款之減值虧損	Impairment losses on trade receivables	8, 25	<b>(1,866)</b>	–
營運利潤	Operating profit		<b>524,818</b>	315,612
融資收入	Finance income	11	<b>12,612</b>	9,426
融資成本	Finance costs	11	<b>(64,064)</b>	(42,572)
應佔聯營公司虧損	Share of loss of an associate	18	<b>(2,227)</b>	(1,355)
應佔合營企業利潤	Share of profits of joint ventures	19	<b>1,001,980</b>	232,079
<b>除所得稅前利潤</b>	<b>Profit before income tax</b>		<b>1,473,119</b>	513,190
所得稅開支	Income tax expense	12	<b>(51,370)</b>	(33,283)
<b>除所得稅後利潤</b>	<b>Profit after income tax</b>		<b>1,421,749</b>	479,907
本公司擁有人應佔利潤	<b>Profit attributable to owners of the Company</b>		<b>1,421,749</b>	479,907
非控股權益	<b>Non-controlling interests</b>		<b>–</b>	–
			<b>1,421,749</b>	479,907
本公司擁有人應佔 年度每股盈利	<b>Earnings per share attributable to owners of the Company during the year</b>			
基本	Basic	14	<b>HK\$2.97</b>	HK\$1.00
攤薄	Diluted	14	<b>HK\$2.97</b>	HK\$1.00

第89至223頁之附註為該綜合財務報表之組成部分。

The notes on pages 89 to 223 are an integral part of these consolidated financial statements.

## 綜合全面收入表 Consolidated Statement of Comprehensive Income

截至二零一八年十二月三十一日止年度  
For the year ended 31 December 2018

	附註 Note	二零一八年 2018 港幣千元 HK\$'000	二零一七年 2017 港幣千元 HK\$'000
<b>年度利潤</b>		<b>1,421,749</b>	479,907
<b>其他全面收入：</b>			
<i>可能重新分類至損益之</i>	<i>Items that may be reclassified to</i>		
<i>項目：</i>	<i>profit or loss:</i>		
可供出售金融資產公允價值變動	Changes in fair value of available-for-sale financial assets	21	(464)
重新分類至收益表之可供出售金融資產減值	Impairment for available-for-sale financial assets reclassified to income statement	21	464
現金流量對沖－年度公允價值收益／(虧損)	Cash flow hedge – fair value gains/(losses) for the year	2,319	(4,101)
現金流量對沖－已確認遞延所得稅	Cash flow hedge – deferred income tax recognised	(383)	677
貨幣換算差額：	Currency translation differences:		
－本集團	– Group	(85,241)	97,723
－聯營公司	– Associates	(33)	54
<i>其後不會重新分類至損益之</i>	<i>Items that will not be reclassified</i>		
<i>項目：</i>	<i>subsequently to profit or loss:</i>		
按公允價值計入其他全面收入的金融資產公允價值變動	Changes in fair value of financial assets at fair value through other comprehensive income	21	–
<b>年度其他全面(虧損)／收入，已扣稅</b>	<b>Other comprehensive (loss)/income for the year, net of tax</b>	<b>(82,166)</b>	94,353
<b>年度全面收入總額</b>	<b>Total comprehensive income for the year</b>	<b>1,339,583</b>	574,260
<b>應佔：</b>	<b>Attributable to:</b>		
本公司擁有人	Owners of the Company	1,339,583	574,260
非控股權益	Non-controlling interests	–	–
<b>年度全面收入總額</b>	<b>Total comprehensive income for the year</b>	<b>1,339,583</b>	574,260

第89至223頁之附註為該綜合財務報表之組成部分。

The notes on pages 89 to 223 are an integral part of these consolidated financial statements.

## 綜合財務狀況表

### Consolidated Statement of Financial Position

於二零一八年十二月三十一日

As at 31 December 2018

	附註 Note	二零一八年 2018 港幣千元 HK\$'000	二零一七年 2017 港幣千元 HK\$'000
<b>資產</b>			
<b>非流動資產</b>			
物業、廠房及設備	15	308,617	348,348
投資物業	16	2,506,097	2,355,251
租賃土地及土地使用權	17	16,831	18,298
聯營公司的投資	18	28,235	30,495
合營企業的權益	19	2,410,801	1,183,905
按公允價值計入其他全面 收入的金融資產	21	4,195	–
可供出售金融資產	21	–	2,531
遞延所得稅資產	22	21,179	15,758
訂金及其他應收賬款	26	13,607	24,446
受限制現金	28	14,652	–
		<b>5,324,214</b>	<b>3,979,032</b>
<b>流動資產</b>			
存貨	23	500,926	514,474
已完成物業存貨	24	368,365	369,715
應收貿易賬款	25	942,014	910,284
預付款項、訂金及 其他應收賬款	26	94,951	99,704
按公允價值計入其他全面 收入的金融資產	21	166	–
可供出售金融資產	21	–	658
應收聯營公司款項	27	11	2,009
當期可收回所得稅		520	–
短期銀行存款	28	500,395	373,630
現金及現金等價物	28	447,737	470,457
		<b>2,855,085</b>	<b>2,740,931</b>
分類為持作出售之 非流動資產	29	88,383	–
		<b>2,943,468</b>	<b>2,740,931</b>
<b>總資產</b>		<b>8,267,682</b>	<b>6,719,963</b>
<b>權益</b>			
<b>歸屬於本公司擁有人 之權益</b>			
股本	34	47,848	47,848
其他儲備	35	504,948	565,791
保留盈利	35		
– 擬派股息		26,317	16,747
– 其他		4,241,072	2,886,102
		<b>4,820,185</b>	<b>3,516,488</b>
非控股權益	35	4	4
<b>總權益</b>		<b>4,820,189</b>	<b>3,516,492</b>

## 綜合財務狀況表 Consolidated Statement of Financial Position

於二零一八年十二月三十一日  
As at 31 December 2018

	附註 Note	二零一八年 2018 港幣千元 HK\$'000	二零一七年 2017 港幣千元 HK\$'000
<b>負債</b>			
<b>非流動負債</b>			
衍生金融工具	30	1,801	4,221
應計費用及其他應付賬款	32	11,381	–
遞延所得稅負債	22	98,671	95,233
貸款	33	1,422,432	1,346,446
		<b>1,534,285</b>	1,445,900
<b>流動負債</b>			
應付貿易賬款	31	761,875	693,654
應計費用及其他應付賬款	32	227,398	361,594
合約負債	5	129,993	–
當期所得稅負債		55,191	40,665
貸款	33	738,751	661,658
		<b>1,913,208</b>	1,757,571
<b>總負債</b>		<b>3,447,493</b>	3,203,471
<b>總權益及負債</b>		<b>8,267,682</b>	6,719,963

綜合財務報表已於二零一九年三月二十七日獲董事會批准及授權刊發，並由下列董事代表簽署：

The consolidated financial statements were approved and authorised for issue by the Board of Directors on 27 March 2019 and are signed on its behalf by:

王忠秣  
主席兼行政總裁

王賢敏  
董事

WONG CHUNG MAT, BEN  
Chairman and Chief Executive Officer

WONG YIN MAN, ADA  
Director

第89至223頁之附註為該綜合財務報表之組成部分。

The notes on pages 89 to 223 are an integral part of these consolidated financial statements.

## 綜合權益變動表

### Consolidated Statement of Changes in Equity

截至二零一八年十二月三十一日止年度

For the year ended 31 December 2018

		本公司擁有人應佔				
		Attributable to owners of the Company				
		股本	股份溢價	其他儲備	非控股權益	總計
		Share	Share	Other	Non-	Total
		capital	premium	reserves	controlling	
		(附註34)	(附註35)	(附註35)	interests	
		(Note 34)	(Note 35)	(Note 35)	(Note 35)	
		港幣千元	港幣千元	港幣千元	港幣千元	港幣千元
		HK\$'000	HK\$'000	HK\$'000	HK\$'000	HK\$'000
於二零一七年一月一日	As at 1 January 2017	47,848	153,025	2,784,418	4	2,985,295
<b>全面收入</b>	<b>Comprehensive income</b>					
年度利潤	Profit for the year	-	-	479,907	-	479,907
<b>其他全面收入</b>	<b>Other comprehensive income</b>					
可供出售金融資產	Changes in fair value of					
公允價值變動	available-for-sale financial assets	-	-	(464)	-	(464)
重新分類至收益表之	Impairment for available-for-sale					
可供出售金融資產減值	financial assets reclassified to	-	-	464	-	464
	income statement					
貨幣換算差額	Currency translation differences	-	-	97,777	-	97,777
現金流量對沖—年度	Cash flow hedge – fair value losses					
公允價值虧損	for the year	-	-	(4,101)	-	(4,101)
現金流量對沖—已確認	Cash flow hedge – deferred					
遞延所得稅	income tax recognised	-	-	677	-	677
其他全面收入總額	Total other comprehensive income	-	-	94,353	-	94,353
全面收入總額	Total comprehensive income	-	-	574,260	-	574,260
<b>與擁有人之交易</b>	<b>Transactions with owners</b>					
已付本公司擁有人之股息	Dividend paid to owners of the					
	Company	-	-	(43,063)	-	(43,063)
與擁有人之交易總額	Total transactions with owners	-	-	(43,063)	-	(43,063)
於二零一七年十二月三十一日	As at 31 December 2017	47,848	153,025	3,315,615	4	3,516,492

## 綜合權益變動表

### Consolidated Statement of Changes in Equity

截至二零一八年十二月三十一日止年度  
For the year ended 31 December 2018

		本公司擁有人應佔			非控股權益	總計
		Attributable to owners of the Company				
		股本	股份溢價	其他儲備	Non-controlling interests	Total
		Share capital	Share premium	Other reserves	(附註35)	
		(附註34)	(附註35)	(附註35)	(附註35)	
		(Note 34)	(Note 35)	(Note 35)	(Note 35)	
		港幣千元	港幣千元	港幣千元	港幣千元	港幣千元
		HK\$'000	HK\$'000	HK\$'000	HK\$'000	HK\$'000
於二零一八年一月一日	As at 1 January 2018	47,848	153,025	3,315,615	4	3,516,492
全面收入	<b>Comprehensive income</b>					
年度利潤	Profit for the year	-	-	1,421,749	-	1,421,749
<hr/>						
其他全面收入	<b>Other comprehensive income</b>					
按公允價值計入其他	Changes in fair value of					
全面收入的金融資產	financial assets					
公允價值變動	at fair value through other					
	comprehensive income	-	-	1,172	-	1,172
貨幣換算差額	Currency translation differences	-	-	(85,274)	-	(85,274)
現金流量對沖一年度	Cash flow hedge – fair value gains					
公允價值收益	for the year	-	-	2,319	-	2,319
現金流量對沖—已確認	Cash flow hedge – deferred					
遞延所得稅	income tax recognised	-	-	(383)	-	(383)
<hr/>						
其他全面虧損總額	Total other comprehensive loss	-	-	(82,166)	-	(82,166)
<hr/>						
全面收入總額	Total comprehensive income	-	-	1,339,583	-	1,339,583
<hr/>						
與擁有人之交易	<b>Transactions with owners</b>					
已付本公司擁有人之股息	Dividend paid to owners of the					
	Company	-	-	(35,886)	-	(35,886)
<hr/>						
與擁有人之交易總額	Total transactions with owners	-	-	(35,886)	-	(35,886)
<hr/>						
於二零一八年十二月三十一日	As at 31 December 2018	47,848	153,025	4,619,312	4	4,820,189

第89至223頁之附註為該綜合財務報表之組成部分。

The notes on pages 89 to 223 are an integral part of these consolidated financial statements.



## 綜合現金流量表

### Consolidated Cash Flow Statement

截至二零一八年十二月三十一日止年度  
For the year ended 31 December 2018

	附註 Note	二零一八年 2018 港幣千元 HK\$'000	二零一七年 2017 港幣千元 HK\$'000
<b>營運活動所得現金流量</b>	<b>Cash flows from operating activities</b>		
營運產生的現金淨額	Net cash generated from operations	36(a) 368,463	82,472
已付香港利得稅	Hong Kong profits tax paid	(16,876)	(178,142)
已付境外稅款	Overseas tax paid	(29,042)	(33,004)
香港利得稅退款	Hong Kong profits tax refund	546	5,008
境外稅款退款	Overseas tax refund	7,132	4,418
已付利息	Interest paid	(64,064)	(42,572)
<b>營運活動產生／ (所用)的現金淨額</b>	<b>Net cash generated from/(used in) operating activities</b>	<b>266,159</b>	<b>(161,820)</b>
<b>投資活動所得現金流量</b>	<b>Cash flows from investing activities</b>		
購入物業、廠房及設備	Purchase of property, plant and equipment	(27,601)	(99,653)
出售物業、廠房及設備 所得款項	Proceeds from disposal of property, plant and equipment	36(b) 1,065	1,587
可供出售金融資產的 額外投資	Additional investment in available-for-sale financial assets	–	(2,500)
自聯營公司所收取股息	Dividend received from an associate	2,000	–
應收聯營公司款項增加	Increase in amounts due from associates	(2)	–
聯營公司的額外投資	Additional investment in an associate	–	(11,622)
短期銀行存款 (增加)／減少	(Increase)/decrease in short-term bank deposits	(130,532)	101,412
受限制現金(增加)／減少	(Increase)/decrease in restricted cash	(14,652)	3,362
貸款予合營企業	Loans to joint ventures	(232,056)	–
合營企業還款	Repayment from joint ventures	7,140	–
已收利息	Interest received	12,612	9,426
<b>投資活動(所用)／產生 的現金淨額</b>	<b>Net cash (used in)/generated from investing activities</b>	<b>(382,026)</b>	<b>2,012</b>
<b>融資活動所得現金流量</b>	<b>Cash flows from financing activities</b>		
信託收據銀行貸款 增加／(減少)－淨額	Increase/(decrease) in trust receipt bank loans – net	19,063	(129,828)
新造銀行貸款	New bank loans	1,096,941	572,000
償還銀行貸款	Repayment of bank loans	(962,925)	(382,725)
已付股息	Dividends paid	(35,886)	(43,063)
<b>融資活動產生的現金淨額</b>	<b>Net cash generated from financing activities</b>	<b>117,193</b>	<b>16,384</b>
<b>現金及現金等價物之 增加／(減少)淨額</b>	<b>Net increase/(decrease) in cash and cash equivalents</b>	<b>1,326</b>	<b>(143,424)</b>
<b>年初之現金及現金等價物</b>	<b>Cash and cash equivalents at beginning of the year</b>	<b>470,457</b>	<b>594,606</b>
貨幣換算差額	Currency translation differences	(24,046)	19,275
<b>年終之現金及現金等價物</b>	<b>Cash and cash equivalents at end of the year</b>	<b>447,737</b>	<b>470,457</b>

第89至223頁之附註為該綜合財務報表之組成部分。

The notes on pages 89 to 223 are an integral part of these consolidated financial statements.

## 綜合財務報表附註 Notes to the Consolidated Financial Statements

### 1 一般資料

王氏國際集團有限公司(「本公司」)及其附屬公司(統稱「本集團」)主要從事開發、製造、推廣及分銷電子產品，以及物業持有。

本公司乃於百慕達註冊成立之獲豁免有限責任公司。註冊辦事處及主要營業地點分別位於Clarendon House, 2 Church Street, Hamilton HM 11, Bermuda及香港九龍官塘偉業街108號絲寶國際大廈17樓。

本公司之股份主要於香港聯合交易所有限公司主板上市。

除另有指明外，綜合財務報表以港幣單位呈列。綜合財務報表已於二零一九年三月二十七日獲董事會批准刊發。

### 2 主要會計政策概要

呈列該等綜合財務報表所採用之主要會計政策載於下文。除另有指明外，該等政策已於所有呈列年度貫徹應用。

### 1 GENERAL INFORMATION

Wong's International Holdings Limited (the "Company") and its subsidiaries (together the "Group") are principally engaged in the development, manufacture, marketing and distribution of electronics products as well as property holding.

The Company is an exempted limited liability company incorporated in Bermuda. The address of its registered office and principal place of business are Clarendon House, 2 Church Street, Hamilton HM 11, Bermuda and 17/F., C-Bons International Center, No.108 Wai Yip Street, Kwun Tong, Kowloon, Hong Kong, respectively.

The Company has its primary listing on the Main Board of The Stock Exchange of Hong Kong Limited.

These consolidated financial statements are presented in Hong Kong dollars, unless otherwise stated. These consolidated financial statements have been approved for issue by the Board of Directors on 27 March 2019.

### 2 SUMMARY OF SIGNIFICANT ACCOUNTING POLICIES

The principal accounting policies applied in the presentation of these consolidated financial statements are set out below. These policies have been consistently applied to all the years presented, unless otherwise stated.

## 綜合財務報表附註 Notes to the Consolidated Financial Statements

### 2 主要會計政策概要(續)

#### 2.1 編製基準

##### (a) 遵守香港財務報告準則及香港公司條例

本集團之該等綜合財務報表已按照所有適用香港財務報告準則(「香港財務報告準則」)及香港公司條例(「香港公司條例」)(第622章)之披露規定而編製。

編製符合香港財務報告準則之財務報表要求使用若干關鍵會計估計，亦要求管理層於應用本集團會計政策之過程中行使判斷。涉及高度判斷或複雜的範疇，或對綜合財務報表有重大影響的假設及估計已於附註4披露。

##### (b) 歷史成本慣例

該等綜合財務報表已根據歷史成本慣例(透過重估可供出售金融資產、按公允價值計入其他全面收入的金融資產、以公允價值計量且其變動計入損益之金融資產及金融負債(包括衍生金融工具)及投資物業(均按公允價值列賬)進行修正)編製。

### 2 SUMMARY OF SIGNIFICANT ACCOUNTING POLICIES (continued)

#### 2.1 Basis of preparation

##### (a) Compliance with Hong Kong Financial Reporting Standards and Hong Kong Companies Ordinance

These consolidated financial statements of the Group have been prepared in accordance with all applicable Hong Kong Financial Reporting Standards (“HKFRSs”) and disclosure requirements of the Hong Kong Companies Ordinance (“HKCO”) Cap. 622.

The preparation of financial statements in conformity with HKFRSs requires the use of certain critical accounting estimates. It also requires management to exercise its judgement in the process of applying the Group’s accounting policies. The areas involving a higher degree of judgement or complexity, or areas where assumptions and estimates are significant to the consolidated financial statements are disclosed in Note 4.

##### (b) Historical cost convention

These consolidated financial statements have been prepared on a historical cost basis, as modified by revaluation of available-for-sale financial assets, financial asset at fair value through other comprehensive income, financial assets and financial liabilities (including derivative financial instruments) at fair value through profit or loss and investment properties, which are carried at fair value.

## 綜合財務報表附註 Notes to the Consolidated Financial Statements

### 2 主要會計政策概要(續)

#### 2.1 編製基準(續)

##### 2.1.1 會計政策變動及披露

- (a) 於二零一八年一月一日開始之財政年度生效之現有準則之修訂版

香港財務報告準則第1號及香港會計準則第28號之修訂版

Amendments to HKFRS 1 and HKAS 28

香港財務報告準則第2號之修訂版

Amendments to HKFRS 2

香港財務報告準則第4號之修訂版

Amendments to HKFRS 4

香港財務報告準則第9號

HKFRS 9

香港財務報告準則第15號

HKFRS 15

香港財務報告準則第15號之修訂版

Amendments to HKFRS 15

香港會計準則第40號之修訂版

Amendments to HKAS 40

香港(國際財務報告詮釋委員會)－詮釋第22號  
HK(IFRIC) – Int 22

除香港財務報告準則第9號及香港財務報告準則第15號外，概無其他於本報告期間首次生效之新訂準則或準則之修訂版預期將對本集團構成重大影響。

### 2 SUMMARY OF SIGNIFICANT ACCOUNTING POLICIES (continued)

#### 2.1 Basis of preparation (continued)

##### 2.1.1 Changes in accounting policy and disclosures

- (a) Amendments to existing standard effective in financial year beginning 1 January 2018

對二零一四年至二零一六年週期之年度改善

Annual Improvements 2014–2016 Cycle

以股份付款之交易之分類及計量

Classification and Measurement of Share-based Payment Transactions

連同香港財務報告準則第4號保險合約一併應用香港財務報告準則第9號金融工具

Applying HKFRS 9 Financial Instruments with HKFRS 4 Insurance Contracts

金融工具

Financial Instruments

客戶合約收益

Revenue from Contracts with Customers

香港財務報告準則第15號之澄清

Clarifications to HKFRS 15

轉讓投資物業

Transfers of Investment Property

外幣交易及預付代價

Foreign Currency Transactions and Advance Consideration

Apart from HKFRS 9 and HKFRS 15, there are no other new standards or amendments to standards that are effective for the first time for this reporting period that could be expected to have a material impact on the Group.

## 綜合財務報表附註 Notes to the Consolidated Financial Statements

### 2 主要會計政策概要(續)

#### 2.1 編製基準(續)

##### 2.1.1 會計政策變動及披露(續)

- (a) 於二零一八年一月一日開始之財政年度生效之現有準則之修訂版(續)

下文說明採納香港財務報告準則第9號「金融工具」及香港財務報告準則第15號「客戶合約收益」對本集團綜合財務報表的影響，並同時披露由二零一八年一月一日起已應用與先前期間所應用不同的新會計政策。

本集團選擇在並無重列比較資料之情況下採納香港財務報告準則第9號及香港財務報告準則第15號。因此，新減值產生之重新分類及調整並無反映在二零一七年十二月三十一日之綜合財務狀況表中，惟於二零一八年一月一日之期初綜合財務狀況表確認。

下表展示就每個個別項目確認之調整。概無包括並無受變動影響之個別項目。因此，所披露小計及總計金額無法透過所提供數字重新計量。有關調整按以下準則詳細說明。

### 2 SUMMARY OF SIGNIFICANT ACCOUNTING POLICIES (continued)

#### 2.1 Basis of preparation (continued)

##### 2.1.1 Changes in accounting policy and disclosures (continued)

- (a) Amendments to existing standard effective in financial year beginning 1 January 2018 (continued)

Below explains the impact of the adoption of HKFRS 9 “Financial Instruments” and HKFRS 15 “Revenue from Contracts with Customers” on the Group’s consolidated financial statements and also discloses the new accounting policies that have been applied from 1 January 2018, where they are different to those applied in prior periods.

The Group elected to adopt HKFRS 9 and HKFRS 15 without restating comparatives. The reclassifications and the adjustments arising from the new impairment are therefore not reflected in the consolidated statement of financial position as at 31 December 2017, but are recognised in the opening consolidated statement of financial position on 1 January 2018.

The following table shows the adjustments recognised for each individual line item. Line items that were not affected by the changes have not been included. As a result, sub-totals and totals disclosed cannot be recalculated from the numbers provided. The adjustments are explained in more detail by standard below.

## 綜合財務報表附註 Notes to the Consolidated Financial Statements

### 2 主要會計政策概要(續)

### 2 SUMMARY OF SIGNIFICANT ACCOUNTING POLICIES (continued)

#### 2.1 編製基準(續)

#### 2.1 Basis of preparation (continued)

##### 2.1.1 會計政策變動及披露(續)

##### 2.1.1 Changes in accounting policy and disclosures (continued)

(a) 於二零一八年一月一日開始之財政年度生效之現有準則之修訂版(續)

(a) Amendments to existing standard effective in financial year beginning 1 January 2018 (continued)

		於 二零一七年 十二月 三十一日 原本呈列 31 December 2017 as originally presented 港幣千元	香港財務 報告準則 第9號 HKFRS 9 港幣千元	香港財務 報告準則 第15號 HKFRS 15 港幣千元	於 二零一八年 一月一日 經重列 1 January 2018 Restated 港幣千元
財務狀況表(摘錄)	Statement of financial position (extract)	HK\$'000	HK\$'000	HK\$'000	HK\$'000
<b>非流動資產</b>	<b>Non-current assets</b>				
可供出售金融資產	Available-for-sale financial assets	2,531	(2,531)	-	-
按公允價值計入其他 全面收入的金融資產	Financial assets at fair value through other comprehensive income	-	2,531	-	2,531
<b>流動資產</b>	<b>Current assets</b>				
可供出售金融資產	Available-for-sale financial assets	658	(658)	-	-
按公允價值計入其他 全面收入的金融資產	Financial assets at fair value through other comprehensive income	-	658	-	658
<b>流動負債</b>	<b>Current liabilities</b>				
應計費用及其他應付賬款	Accruals and other payables	120,780	-	(120,780)	-
合約負債	Contract liabilities	-	-	120,780	120,780

## 綜合財務報表附註 Notes to the Consolidated Financial Statements

### 2 主要會計政策概要(續)

#### 2.1 編製基準(續)

##### 2.1.1 會計政策變動及披露(續)

- (a) 於二零一八年一月一日開始之財政年度生效之現有準則之修訂版(續)
- (i) 香港財務報告準則第9號「金融工具」— 採納之影響

香港財務報告準則第9號取代了香港會計準則第39號關於金融資產和金融負債之確認、分類與計量、金融工具終止確認、金融資產減值與對沖會計處理之相關規定。

自二零一八年一月一日起所採納的香港財務報告準則第9號「金融工具」導致會計政策變動和對財務報表中所確認之金額作出調整。新會計政策載於下文附註2.9。根據香港財務報告準則第9號(7.2.15)及(7.2.26)號之過渡條文，未有對比較數字作重列。

香港財務報告準則第9號並無徹底改變香港會計準則第39號內有關計量及確認無效性的規定。然而，符合資格進行對沖會計處理的交易類別獲引入更大靈活性。本集團現時對沖關係將合資格進行持續對沖關係處理。因此，採納香港財務報告準則第9號之對沖會計規定不會對本集團之財務報表構成重大影響。

本集團於二零一八年一月一日之保留盈利並未受到任何影響。

### 2 SUMMARY OF SIGNIFICANT ACCOUNTING POLICIES (continued)

#### 2.1 Basis of preparation (continued)

##### 2.1.1 Changes in accounting policy and disclosures (continued)

- (a) Amendments to existing standard effective in financial year beginning 1 January 2018 (continued)
- (i) HKFRS 9, "Financial Instruments" – Impact of adoption

HKFRS 9 replaces the provisions of HKAS 39 that relate to the recognition, classification and measurement of financial assets and financial liabilities, derecognition of financial instruments, impairment of financial assets and hedge accounting.

The adoption of HKFRS 9 "Financial Instruments" from 1 January 2018 resulted in changes in accounting policies and adjustments to the amounts recognised in the financial statements. The new accounting policies are set out in Note 2.9. In accordance with the transitional provisions in HKFRS 9(7.2.15) and (7.2.26), comparative figures have not been restated.

HKFRS 9 does not fundamentally change the requirements relating to measuring and recognising ineffectiveness under HKAS 39. However, greater flexibility has been introduced to the types of transactions eligible for hedge accounting. The Group's existing hedging relationships were eligible to be treated as continuing hedging relationships. Therefore, the adoption of the hedge accounting requirements of HKFRS 9 does not have significant impact on the Group's financial statements.

There is no impact on the Group's retained earnings as at 1 January 2018.

## 綜合財務報表附註 Notes to the Consolidated Financial Statements

### 2 主要會計政策概要(續)

#### 2.1 編製基準(續)

##### 2.1.1 會計政策變動及披露(續)

- (a) 於二零一八年一月一日開始之財政年度生效之現有準則之修訂版(續)

- (i) 香港財務報告準則第9號「金融工具」— 採納之影響(續)

##### 分類及計量

於二零一八年一月一日(香港財務報告準則第9號首次採納日期)，本集團管理層評估了本集團所持有金融資產之業務模式。本集團選擇將其過往分類為可供出售投資之所有公允價值變動於其他全面收入(「其他全面收入」)內呈列，乃因該等項目為策略投資。因此，公允價值合共約為港幣3,189,000元之可供出售投資已於二零一八年一月一日重新分類為按公允價值計入其他全面收入(「按公允價值計入其他全面收入」)的金融資產。其他金融資產及負債之分類維持不變。

可供出售金融資產及按公允價值計入其他全面收入的金融資產之公允價值變動乃於權益中的投資重估儲備確認。因此，權益並無變動。

出售按公允價值計入其他全面收入的金融資產之已變現盈虧將不再於出售時轉撥至收益表，惟將由其他儲備重新分類至保留盈利。

### 2 SUMMARY OF SIGNIFICANT ACCOUNTING POLICIES (continued)

#### 2.1 Basis of preparation (continued)

##### 2.1.1 Changes in accounting policy and disclosures (continued)

- (a) Amendments to existing standard effective in financial year beginning 1 January 2018 (continued)

- (i) HKFRS 9, “Financial Instruments” – Impact of adoption (continued)

##### Classification and measurement

On 1 January 2018 (the date of initial application of HKFRS 9), the Group’s management has assessed which business models apply to the financial assets held by the Group. The Group elected to present changes in the fair value of all its previously classified as available-for-sale investments in other comprehensive income (“OCI”) as they are strategic investments. As a result, available-for-sale investments with aggregated fair value of approximately HK\$3,189,000 were reclassified to financial assets at fair value through other comprehensive income (“FVOCI”) on 1 January 2018. The classification of other financial assets and liabilities remained unchanged.

The fair value change of available-for-sale financial assets and financial assets at FVOCI are recognised in the investment revaluation reserve in equity. Hence, there is no change in the equity.

Gains or losses realised in the sale of the financial assets at fair value through other comprehensive income will no longer be transferred to income statement on sale, but instead reclassified from other reserve to retained earnings.



## 綜合財務報表附註 Notes to the Consolidated Financial Statements

### 2 主要會計政策概要(續)

#### 2.1 編製基準(續)

##### 2.1.1 會計政策變動及披露(續)

(a) 於二零一八年一月一日開始之財政年度生效之現有準則之修訂版(續)

(i) 香港財務報告準則第9號，「金融工具」— 採納之影響(續)

##### 金融資產減值

本集團持有三種在香港財務報告準則第9號下新預期信貸損失模型之適用範圍內的金融資產：

- 應收貿易賬款；
- 應收聯營公司款項；及
- 訂金及其他應收賬款。

本集團須按照香港財務報告準則第9號就各類資產修訂其減值方式。本集團就下文討論的數字作出估計及假設。

### 2 SUMMARY OF SIGNIFICANT ACCOUNTING POLICIES (continued)

#### 2.1 Basis of preparation (continued)

##### 2.1.1 Changes in accounting policy and disclosures (continued)

(a) Amendments to existing standard effective in financial year beginning 1 January 2018 (continued)

(i) HKFRS 9, "Financial Instruments" – Impact of adoption (continued)

##### Impairment of financial assets

The Group has three types of financial assets that are subject to HKFRS 9's new expected credit loss model:

- trade receivables;
- amounts due from associates; and
- deposits and other receivables.

The Group was required to revise its impairment methodology under HKFRS 9 for each of these classes of assets. The Group makes estimates and assumption concerning the futures which are discussed below.

## 綜合財務報表附註 Notes to the Consolidated Financial Statements

### 2 主要會計政策概要(續)

#### 2.1 編製基準(續)

##### 2.1.1 會計政策變動及披露(續)

- (a) 於二零一八年一月一日開始之財政年度生效之現有準則之修訂版(續)

- (i) 香港財務報告準則第9號，「金融工具」— 採納之影響(續)

金融資產減值(續)

##### 關鍵會計估計及判斷

金融資產之虧損撥備乃根據違約風險及預期損失率之假設作出。本集團於作出該等假設及選定計算減值之輸入數據時，會根據各報告期末後客戶其後的結算模式、現有市場狀況，以及前瞻性估計作出判斷。

雖然應收聯營公司款項、訂金及其他應收款項、現金及現金等價物、短期銀行存款及受限制現金亦受香港財務報告準則第9號的減值規定所規限，但已識別的減值虧損並不重大。

##### 應收貿易賬款

本集團應用香港財務報告準則第9號所訂明的簡化方法就預期信貸損失作出撥備，有關方法允許就所有應收貿易賬款使用生命週期預期作出虧損撥備。

透過使用預期信貸損失模型，管理層之結論為對本集團於二零一八年一月一日之保留盈利並無重大影響。

### 2 SUMMARY OF SIGNIFICANT ACCOUNTING POLICIES (continued)

#### 2.1 Basis of preparation (continued)

##### 2.1.1 Changes in accounting policy and disclosures (continued)

- (a) Amendments to existing standard effective in financial year beginning 1 January 2018 (continued)

- (i) HKFRS 9, "Financial Instruments" – Impact of adoption (continued)

Impairment of financial assets (continued)

##### Critical accounting estimate and judgement

The loss allowances for financial assets are based on assumptions about risk of default and expected loss rates. The Group uses judgement in making these assumptions and selecting the inputs to the impairment calculation, based on the customers' post settlement pattern, existing market conditions as well as forward looking estimates at the end of each reporting period.

While amounts due from associates, deposits and other receivables, cash and cash equivalents, short-term bank deposits and restricted cash are also subject to the impairment requirement of HKFRS 9, the identified impairment loss was immaterial.

##### Trade receivables

The Group applies the simplified approach to providing for expected credit losses prescribed by HKFRS 9, which permits the use of the lifetime expected loss provision for all trade receivables.

By using the expected credit loss model, management concluded that there is no significant impact on the Group's retained earnings as at 1 January 2018.

## 綜合財務報表附註 Notes to the Consolidated Financial Statements

### 2 主要會計政策概要(續)

#### 2.1 編製基準(續)

##### 2.1.1 會計政策變動及披露(續)

(a) 於二零一八年一月一日開始之財政年度生效之現有準則之修訂版(續)

(ii) 香港財務報告準則第9號，「金融工具」－會計政策

##### 分類

自二零一八年一月一日起，本集團按以下計量類別對金融資產進行分類：

- 其後以公允價值計量(且其變動計入其他全面收入或損益)；及
- 按攤銷成本計量。

該分類取決於本集團管理金融資產之業務模式以及現金流量的合約條款。

對於以公允價值計量之資產，其盈虧將計入收益表或其他全面收入。對於並非持作交易之權益工具投資而言，其將取決於本集團在初始確認時是否作出不可撤銷地選擇將其權益投資為按公允價值計入其他全面收入入賬。

### 2 SUMMARY OF SIGNIFICANT ACCOUNTING POLICIES (continued)

#### 2.1 Basis of preparation (continued)

##### 2.1.1 Changes in accounting policy and disclosures (continued)

(a) Amendments to existing standard effective in financial year beginning 1 January 2018 (continued)

(ii) HKFRS 9, "Financial Instruments" – Accounting policies

##### Classification

From 1 January 2018, the Group classifies its financial assets in the following measurement categories:

- those to be measured subsequently at fair value (either through OCI, or through profit or loss); and
- those to be measured at amortised cost.

The classification depends on the Group's business model for managing the financial assets and the contractual terms of the cash flows.

For assets measured at fair value, gains and losses will either be recorded in income statement or OCI. For investments in equity instruments that are not held for trading, this will depend on whether the Group has made an irrevocable election at the time of initial recognition to account for the equity investment at FVOCI.

## 綜合財務報表附註 Notes to the Consolidated Financial Statements

### 2 主要會計政策概要(續)

#### 2.1 編製基準(續)

##### 2.1.1 會計政策變動及披露(續)

- (a) 於二零一八年一月一日開始之財政年度生效之現有準則之修訂版(續)

- (ii) 香港財務報告準則第9號「金融工具」—會計政策(續)

##### 計量

於初始確認時，本集團按公允價值計量金融資產，而(倘金融資產並非按公允價值計入損益(「按公允價值計入損益」))，則加上收購該項金融資產直接應佔之交易成本。與按公允價值計入損益之金融資產相關之交易費用於收益表內支銷。

##### 債務工具

債務工具之後續計量取決於本集團管理該項資產之業務模式及該項資產之現金流量特徵。

為收取合約現金流量而持有且該等現金流量僅為本金及利息付款之資產而言，有關資產按攤銷成本計量。該等金融資產之利息收入以實際利率法計入財務收入中。終止確認時產生之任何盈虧直接於損益中確認，並與匯兌盈虧一併於其他收益／(虧損)一淨額中呈列。減值虧損作為單一項目在收益表中呈列。

### 2 SUMMARY OF SIGNIFICANT ACCOUNTING POLICIES (continued)

#### 2.1 Basis of preparation (continued)

##### 2.1.1 Changes in accounting policy and disclosures (continued)

- (a) Amendments to existing standard effective in financial year beginning 1 January 2018 (continued)

- (ii) HKFRS 9, “Financial Instruments” – Accounting policies (continued)

##### Measurement

At initial recognition, the Group measures a financial asset at its fair value plus, in the case of a financial asset not at fair value through profit or loss (“FVPL”), transaction costs that are directly attributable to the acquisition of the financial asset. Transaction costs of financial assets carried at FVPL are expensed in income statement.

##### Debt instruments

Subsequent measurement of debt instruments depends on the Group’s business model for managing the asset and the cash flow characteristics of the asset.

Assets that are held for collection of contractual cash flows where those cash flows represent solely payments of principal and interest are measured at amortised cost. Interest income from these financial assets is included in finance income using the effective interest rate method. Any gain or loss arising on derecognition is recognised directly in profit or loss and presented in other gains/ (losses) – net, together with foreign exchange gains and losses. Impairment losses are presented as separate line item in the income statement.

## 綜合財務報表附註 Notes to the Consolidated Financial Statements

### 2 主要會計政策概要(續)

#### 2.1 編製基準(續)

##### 2.1.1 會計政策變動及披露(續)

(a) 於二零一八年一月一日開始之財政年度生效之現有準則之修訂版(續)

(ii) 香港財務報告準則第9號，「金融工具」－會計政策(續)

計量(續)

#### 權益工具

本集團後續按公允價值計量所有權益投資。倘本集團管理層選擇於其他全面收入中呈列權益投資之公允價值盈虧，則於終止確認有關投資後，公允價值盈虧不再重新分類至損益。當本集團收取有關投資之股息之權利獲確立時，有關股息繼續於損益中確認為其他收入。按公允價值計入損益之金融資產之公允價值變動於收益表(如適用)內的其他收益／(虧損)－淨額中確認。按公允價值計入其他全面收入之權益投資之減值虧損(及減值虧損撥回)不會與公允價值之其他變動分開呈列。

### 2 SUMMARY OF SIGNIFICANT ACCOUNTING POLICIES (continued)

#### 2.1 Basis of preparation (continued)

##### 2.1.1 Changes in accounting policy and disclosures (continued)

(a) Amendments to existing standard effective in financial year beginning 1 January 2018 (continued)

(ii) *HKFRS 9, "Financial Instruments" – Accounting policies (continued)*

Measurement (continued)

#### Equity instruments

The Group subsequently measures all equity investments at fair value. Where the Group's management has elected to present fair value gains and losses on equity investments in OCI, there is no subsequent reclassification of fair value gains and losses to profit or loss following the derecognition of the investment. Dividends from such investments continue to be recognised in profit or loss as other income when the Group's right to receive payments is established. Changes in the fair value of financial assets at FVPL are recognised in other gains/(losses) – net in the income statement as applicable. Impairment losses (and reversal of impairment losses) on equity investments measured at FVOCI are not reported separately from other changes in fair value.

## 綜合財務報表附註 Notes to the Consolidated Financial Statements

### 2 主要會計政策概要(續)

#### 2.1 編製基準(續)

##### 2.1.1 會計政策變動及披露(續)

- (a) 於二零一八年一月一日開始之財政年度生效之現有準則之修訂版(續)

- (ii) 香港財務報告準則第9號「金融工具」—會計政策(續)

##### 減值

自二零一八年一月一日起，對於以攤銷成本計量和按公允價值計入其他全面收入之債務工具而言，本集團就其預期信貸損失作出前瞻性評估。所應用之減值方法取決於信貸風險是否顯著增加。對於應收貿易賬款而言，本集團採用香港財務報告準則第9號允許之簡化方法，該準則規定於初始確認應收賬款時確認預期可用年期之損失。

- (iii) 香港財務報告準則第15號「客戶合約收益」—採納之影響

香港財務報告準則第15號取代香港會計準則第18號之條文，導致與收益確認時間及合約負債呈列相關之會計政策出現變動。本集團自二零一八年一月一日起採納香港財務報告準則第15號「客戶合約收益」，導致會計政策出現變動，以及對財務報表內確認的金額作出上述重新分類。

### 2 SUMMARY OF SIGNIFICANT ACCOUNTING POLICIES (continued)

#### 2.1 Basis of preparation (continued)

##### 2.1.1 Changes in accounting policy and disclosures (continued)

- (a) Amendments to existing standard effective in financial year beginning 1 January 2018 (continued)

- (ii) HKFRS 9, "Financial Instruments" – Accounting policies (continued)

##### Impairment

From 1 January 2018, the Group assesses on a forward looking basis the expected credit losses associated with its debt instruments carried at amortised cost and FVOCI. The impairment methodology applied depends on whether there has been a significant increase in credit risk. For trade receivables, the Group applies the simplified approach permitted by HKFRS 9, which requires expected lifetime losses to be recognised from initial recognition of the receivables.

- (iii) HKFRS 15, "Revenue from Contracts with Customers" – Impact of adoption

HKFRS 15 replaces the provisions of HKAS 18 which resulted in changes in accounting policies that relate to timing of revenue recognition and presentation of contract liabilities. The Group has adopted HKFRS 15 "Revenue from Contracts with Customers" from 1 January 2018 which resulted in changes in accounting policies and reclassification to the amounts recognised in the financial statements as mentioned above.

## 綜合財務報表附註 Notes to the Consolidated Financial Statements

### 2 主要會計政策概要(續)

#### 2.1 編製基準(續)

##### 2.1.1 會計政策變動及披露(續)

- (a) 於二零一八年一月一日開始之財政年度生效之現有準則之修訂版(續)

- (iii) 香港財務報告準則第15號，「客戶合約收益」—採納之影響(續)

除於二零一八年一月一日將計入應計費用及其他應付賬款之客戶訂金及墊款約港幣120,780,000元重新分類至合約負債外，管理層確認本集團於二零一八年一月一日之保留盈利並無受到任何影響。

- (iv) 香港財務報告準則第15號，「客戶合約收益」—會計政策

##### 貨品銷售

收益於產品的控制權在某個時間點轉移至客戶時確認，即產品已交付予客戶，客戶可全權酌情決定銷售產品的渠道及售價以及並無可能會影響客戶接納產品的未履行責任時確認。當產品已運送到指定地點，產品陳舊及遺失的風險已轉移至客戶。

應收款項於貨品交付時確認，因付款到期前僅須待時間過去，於該時間點代價並非條件。

### 2 SUMMARY OF SIGNIFICANT ACCOUNTING POLICIES (continued)

#### 2.1 Basis of preparation (continued)

##### 2.1.1 Changes in accounting policy and disclosures (continued)

- (a) Amendments to existing standard effective in financial year beginning 1 January 2018 (continued)

- (iii) HKFRS 15, "Revenue from Contracts" with Customers – Impact of adoption (continued)

Except for the reclassification of deposits and advances received from customers of approximately HK\$120,780,000 which is included in accrual and other payables to contract liabilities as at 1 January 2018, the management concluded there is no impact to the Group's retained earnings as at 1 January 2018.

- (iv) HKFRS 15, "Revenue from Contracts with Customers" – Accounting policies

##### Sales of goods

Revenue is recognised when the control of the products are transferred to the customers at a point in time, being products are delivered to the customers, the customers have full discretion over the channel and price to sell the products, and there is no unfulfilled obligation that could affect the customers' acceptance of the products. Delivery occurs when the products have been shipped to the specified location, the risks of obsolescence and loss have been transferred to the customers.

A receivable is recognised when the goods are delivered as this is the point in time that the consideration is unconditional because only the passage of time is required before the payment is due.

## 綜合財務報表附註 Notes to the Consolidated Financial Statements

### 2 主要會計政策概要(續)

#### 2.1 編製基準(續)

##### 2.1.1 會計政策變動及披露(續)

- (b) 新訂準則以及現有準則之修訂版已頒佈，惟於二零一八年一月一日開始之財政年度尚未生效且未獲提早採納

### 2 SUMMARY OF SIGNIFICANT ACCOUNTING POLICIES (continued)

#### 2.1 Basis of preparation (continued)

##### 2.1.1 Changes in accounting policy and disclosures (continued)

- (b) New standards and amendments to existing standards have been issued but are not effective for the financial year beginning 1 January 2018 and have not been early adopted

		由以下日期或 之後開始之 年度期間生效 Effective for annual periods beginning on or after
香港會計準則第12號、香港會計準則第23號、香港財務報告準則第3號及香港財務報告準則第11號之修訂版 Amendments to HKAS 12, HKAS 23, HKFRS 3 and HKFRS 11	對二零一五年至二零一七年週期之年度改善 Annual Improvements 2015-2017 Cycle	二零一九年一月一日 1 January 2019
香港會計準則第19號之修訂版 Amendments to HKAS 19	計劃修訂、縮減或結算 Plan Amendment, Curtailment or Settlement	二零一九年一月一日 1 January 2019
香港會計準則第28號之修訂版 Amendments to HKAS 28	於聯營公司及合營企業之間之長期權益 Long-term Interests in Associates and Joint Ventures	二零一九年一月一日 1 January 2019
香港財務報告準則第9號之修訂版 Amendments to HKFRS 9	具有負補償的預付款特性 Prepayment Features with Negative Compensation	二零一九年一月一日 1 January 2019
香港財務報告準則第16號 HKFRS 16	租賃 Leases	二零一九年一月一日 1 January 2019
香港(國際財務報告詮釋委員會) – 詮釋第23號 HK(IFRIC) – Int 23	所得稅處理的不確定性 Uncertainty over Income Tax Treatments	二零一九年一月一日 1 January 2019
二零一八年財務報告概念框架 Conceptual Framework for Financial Reporting 2018	經修訂之財務報告概念框架 Revised Conceptual Framework for Financial Reporting	二零二零年一月一日 1 January 2020
香港財務報告準則第17號 HKFRS 17	保險合約 Insurance Contracts	二零二一年一月一日 1 January 2021
香港財務報告準則第10號及香港會計準則第28號之修訂版 Amendments to HKFRS 10 and HKAS 28	投資者與其聯營公司或合營企業之間的資產出售或注入 Sale or Contribution of Assets between an Investor and its Associate or Joint Venture	待定 To be determined



## 綜合財務報表附註 Notes to the Consolidated Financial Statements

### 2 主要會計政策概要(續)

#### 2.1 編製基準(續)

##### 2.1.1 會計政策變動及披露(續)

- (b) 新訂準則以及現有準則之修訂版已頒佈，惟於二零一八年一月一日開始之財政年度尚未生效且未獲提早採納(續)

本集團並無提早採納若干於二零一八年十二月三十一日之報告期間已頒佈但尚未強制生效之新會計準則、準則之修訂版及詮釋。本集團對該等新準則及現有準則之修訂版及詮釋之影響所作評估載列如下。

香港財務報告準則第16號，「租賃」

#### 變動性質

香港財務報告準則第16號於二零一六年一月頒佈。因應經營租賃與融資租賃之劃分已被刪除，此項準則將導致幾乎所有租賃在綜合財務狀況表內確認。根據該新訂準則，資產(該租賃項目之使用權)與支付租金之金融負債獲得確認。唯一例外者為短期及低價值租賃。

出租人之會計處理方式並無重大變化。

### 2 SUMMARY OF SIGNIFICANT ACCOUNTING POLICIES (continued)

#### 2.1 Basis of preparation (continued)

##### 2.1.1 Changes in accounting policy and disclosures (continued)

- (b) New standards and amendments to existing standards have been issued but are not effective for the financial year beginning 1 January 2018 and have not been early adopted (continued)

Certain new accounting standards, amendments to standards and interpretations have been published that are not mandatory for 31 December 2018 reporting period and have not been early adopted by the Group. The Group's assessment of the impact of these new standards and amendments to existing standard and interpretations is set out below.

HKFRS 16, "Leases"

#### Nature of change

HKFRS 16 was issued in January 2016. It will result in almost all leases being recognised on the consolidated statement of financial position, as the distinction between operating and finance leases is removed. Under the new standard, an asset (the right to use the leased item) and a financial liability to pay rentals are recognised. The only exceptions are short-term and low-value leases.

The accounting for lessors will not significantly change.

## 綜合財務報表附註 Notes to the Consolidated Financial Statements

### 2 主要會計政策概要(續)

#### 2.1 編製基準(續)

##### 2.1.1 會計政策變動及披露(續)

- (b) 新訂準則以及現有準則之修訂版已頒佈，惟於二零一八年一月一日開始之財政年度尚未生效且未獲提早採納(續)

香港財務報告準則第16號「租賃」(續)

#### 影響

此準則主要影響本集團經營租賃之會計處理。於報告日期，本集團有不可取消經營租賃承擔港幣25,274,000元(附註38)。於該等租賃承擔中，本集團估計與短期及低價值租賃付款(將以直線法於損益內支銷)相關之金額並不重大。就餘下租賃承擔而言，本集團預期於二零一九年一月一日確認使用權資產約港幣23,500,000元，租賃負債港幣23,800,000元(經就於二零一八年十二月三十一日確認的預付款及應計租賃付款作出調整後)。整體資產淨值將減少約港幣300,000元。由於有部份負債呈列為流動負債，流動資產淨值將減少約港幣11,100,000元。

除自來年起需要作出額外披露外，本集團預期就作為出租人的活動而言不會對財務報表有任何重大影響。

### 2 SUMMARY OF SIGNIFICANT ACCOUNTING POLICIES (continued)

#### 2.1 Basis of preparation (continued)

##### 2.1.1 Changes in accounting policy and disclosures (continued)

- (b) New standards and amendments to existing standards have been issued but are not effective for the financial year beginning 1 January 2018 and have not been early adopted (continued)

HKFRS 16, "Leases" (continued)

#### Impact

The standard will affect primarily the accounting for the Group's operating leases. As at the reporting date, the Group has non-cancellable operating lease commitments of HK\$25,274,000 (Note 38). Of these lease commitments, the Group estimates those related to payments for short-term and low value leases which will be recognised on straight-line basis as expense in profit or loss are insignificant. For the remaining lease commitments, the Group expects to recognise right-of-use assets of approximately HK\$23,500,000 on 1 January 2019, lease liabilities of HK\$23,800,000 (after adjustments for prepayments and accrued lease payments recognised as at 31 December 2018). Overall net assets will be approximately HK\$300,000 lower, and net current assets will be approximately HK\$11,100,000 lower due to the presentation of a portion of the liability as a current liability.

Except some additional disclosures will be required from next year, the Group does not expect any significant impact on the financial statements in relation to the activities as a lessor.

## 綜合財務報表附註 Notes to the Consolidated Financial Statements

### 2 主要會計政策概要(續)

#### 2.1 編製基準(續)

##### 2.1.1 會計政策變動及披露(續)

- (b) 新訂準則以及現有準則之修訂版已頒佈，惟於二零一八年一月一日開始之財政年度尚未生效且未獲提早採納(續)

香港財務報告準則第16號「租賃」(續)

##### 本集團採納日期

本集團將於該項準則之強制採納日期二零一九年一月一日起採用該項準則。本集團擬首次採納簡化過渡法且將不會重列前年度之比較金額。

概無其他尚未生效的準則，預期會對本集團現時或未來報告期間以及對可見未來之交易構成任何重大影響。

### 2 SUMMARY OF SIGNIFICANT ACCOUNTING POLICIES (continued)

#### 2.1 Basis of preparation (continued)

##### 2.1.1 Changes in accounting policy and disclosures (continued)

- (b) New standards and amendments to existing standards have been issued but are not effective for the financial year beginning 1 January 2018 and have not been early adopted (continued)

HKFRS 16, "Leases" (continued)

##### Date of adoption by the Group

The Group will apply the standard from its mandatory adoption date of 1 January 2019. The Group intends to apply the simplified transition approach and will not restate comparative amounts for the year prior to first adoption.

There are no other standards that are not yet effective and that would be expected to have a material impact on the entity in the current or future reporting periods and on foreseeable future transactions.

## 綜合財務報表附註 Notes to the Consolidated Financial Statements

### 2 主要會計政策概要 (續)

#### 2.2 綜合

綜合財務報表包括本公司及其所有附屬公司截至二零一八年十二月三十一日止之財務報表。

##### (a) 附屬公司

附屬公司指所有本集團對其具有控制權的實體(包括結構性實體)。當本集團因為參與該實體而承擔可變回報的風險或享有可變回報的權益，並有能力透過指示該實體活動的權力影響此等回報時，本集團即控制該實體。附屬公司在控制權轉移至本集團之日起全數綜合入賬。附屬公司在控制權終止之日起停止綜合入賬。

本集團業務合併採用收購會計法入賬。

公司間之交易、結餘及集團公司間交易之未變現收益相互對銷。未變現虧損亦會對銷，除非該交易提供證據顯示所轉讓資產已減值。附屬公司之會計政策已於有需要時作出調整，確保與本集團採用之會計政策一致。

附屬公司的業績及權益中的非控股權益分別於綜合全面收入表、權益變動表及財務狀況表獨立呈列。

### 2 SUMMARY OF SIGNIFICANT ACCOUNTING POLICIES (continued)

#### 2.2 Consolidation

The consolidated financial statements include the financial statements of the Company and all of its subsidiaries made up to 31 December 2018.

##### (a) Subsidiaries

Subsidiaries are all entities (including structured entities) over which the Group has control. The Group controls an entity when the Group is exposed to, or has rights to, variable returns from its involvement with the entity and has the ability to affect those returns through its power to direct the activities of the entity. Subsidiaries are fully consolidated from the date on which control is transferred to the Group. They are deconsolidated from the date that control ceases.

The acquisition method of accounting is used to account for business combinations by the Group.

Intercompany transactions, balances and unrealised gains on transactions between Group companies are eliminated. Unrealised losses are also eliminated unless the transaction provides evidence of an impairment of the transferred asset. Accounting policies of subsidiaries have been changed where necessary to ensure consistency with the policies adopted by the Group.

Non-controlling interests in the results and equity of subsidiaries are shown separately in the consolidated statement of comprehensive income, statement of changes in equity and statement of financial position respectively.

## 綜合財務報表附註 Notes to the Consolidated Financial Statements

### 2 主要會計政策概要(續)

#### 2.2 綜合(續)

##### (b) 聯營公司

聯營公司指所有本集團對其有重大影響力但無控制權或共同控制權之公司，通常本集團持有其20%至50%投票權。聯營公司的投資以權益會計法入賬(見下文(d))，初步按成本確認。

##### (c) 合營安排

根據香港財務報告準則第11號合營安排，於合營安排之投資會歸類為共同經營或合營企業。歸類乃取消於每名投資者之合約權利及責任，而不是合營安排之法定結構。本集團已評估其合營安排之性質，並釐定其為合營企業。合營企業權益乃使用權益法入賬，初步按成本於綜合財務狀況表確認。

##### (d) 權益會計法

根據權益會計法，投資乃按成本初步確認，其後經調整以於損益賬確認本集團應佔收購後的被投資方損益，及於其他全面收入確認本集團應佔被投資方的其他全面損益變動。已收或應收聯營公司及合營企業股息按扣減投資賬面值確認。

### 2 SUMMARY OF SIGNIFICANT ACCOUNTING POLICIES (continued)

#### 2.2 Consolidation (continued)

##### (b) Associates

Associates are all entities over which the Group has significant influence but not control or joint control. This is generally the case where the Group holds between 20% and 50% of the voting rights. Investments in associates are accounted for using the equity method of accounting (see (d) below), after initially being recognised at cost.

##### (c) Joint arrangements

Under HKFRS 11 Joint Arrangements investments in joint arrangements are classified as either joint operations or joint ventures. The classification depends on the contractual rights and obligations of each investor, rather than the legal structure of the joint arrangement. The Group has assessed the nature of its joint arrangements and determined them to be joint ventures. Interests in joint ventures are accounted for using the equity method, after initially being recognised at cost in the consolidated statement of financial position.

##### (d) Equity accounting

Under the equity method of accounting, the investments are initially recognised at cost and adjusted thereafter to recognise the Group's share of the post-acquisition profits or losses of the investee in profit or loss, and the Group's share of movements in other comprehensive income of the investee in other comprehensive income. Dividends received or receivable from associates and joint ventures are recognised as a reduction in the carrying amount of the investment.

## 綜合財務報表附註 Notes to the Consolidated Financial Statements

### 2 主要會計政策概要(續)

#### 2.2 綜合(續)

##### (d) 權益會計法(續)

當本集團應佔合按權益入賬投資的虧損相等於或超出其於該實體的權益(包括任何其他無抵押長期應收款項)，則本集團不會確認進一步虧損，除非其已產生責任或代表其他實體作出付款。

本集團與其聯營公司及合營企業交易之未變現收益按本集團於該等實體的權益對銷。除非交易提供已轉讓資產減值之證據，否則未變現虧損亦會對銷。已於有需要時修訂按權益入賬之被投資方之會計政策，確保與本集團所採納者一致。

按權益入賬投資之賬面值乃根據附註2.8所述之政策進行減值測試。

##### (e) 擁有權權益變動

本集團將與非控股權益的交易(並不導致喪失控制權)視作與本集團權益擁有人的交易。所有權權益變動導致控股權益與非控股權益賬面值之間的調整以反映彼等於附屬公司的相對權益。非控股權益調整數額與任何已付或已收代價之間的任何差額於本公司擁有人應佔權益中的獨立儲備內確認。

### 2 SUMMARY OF SIGNIFICANT ACCOUNTING POLICIES (continued)

#### 2.2 Consolidation (continued)

##### (d) Equity accounting (continued)

When the Group's share of losses in an equity-accounted investment equals or exceeds its interest in the entity, including any other unsecured long-term receivables, the Group does not recognise further losses, unless it has incurred obligations or made payments on behalf of the other entity.

Unrealised gains on transactions between the Group and its associates and joint ventures are eliminated to the extent of the Group's interest in these entities. Unrealised losses are also eliminated unless the transaction provides evidence of an impairment of the asset transferred. Accounting policies of equity accounted investees have been changed where necessary to ensure consistency with the policies adopted by the Group.

The carrying amount of equity-accounted investments is tested for impairment in accordance with the policy described in Note 2.8.

##### (e) Changes in ownership interests

The Group treats transactions with non-controlling interests that do not result in a loss of control as transactions with equity owners of the Group. A change in ownership interest results in an adjustment between the carrying amounts of the controlling and non-controlling interests to reflect their relative interests in the subsidiary. Any difference between the amount of the adjustment to non-controlling interests and any consideration paid or received is recognised in a separate reserve within equity attributable to owners of the Company.

## 綜合財務報表附註 Notes to the Consolidated Financial Statements

### 2 主要會計政策概要(續)

#### 2.2 綜合(續)

##### (e) 擁有權權益變動(續)

當本集團因喪失控制權、共同控制權或重大影響力而停止綜合入賬或按權益入賬一項投資時，於實體的任何保留權益重新按公允價值計量，而賬面值變動於損益確認。就其後入賬列作聯營公司、合營企業或金融資產的保留權益而言，該公允價值為初始賬面值。此外，先前於其他全面收入就該實體確認的任何金額按猶如本集團已直接出售有關資產或負債的方式入賬。這意味著先前於其他全面收入確認的金額重新分類至損益或轉撥至適用香港財務報告準則所指明／許可的另一權益類別內。

倘於一間合營企業或聯營公司的擁有權權益減少但保留共同控制權或重大影響力，則先前於其他全面收入確認的金額僅有一定比例份額重新分類至損益(如適用)。

#### 2.3 分部報告

經營分部按向主要經營決策者(「主要經營決策者」)提供內部報告之一致方式呈報。本集團高級行政管理層負責分配經營分部資源及評估其表現，視為作出主要策略決定的主要經營決策者。

### 2 SUMMARY OF SIGNIFICANT ACCOUNTING POLICIES (continued)

#### 2.2 Consolidation (continued)

##### (e) Changes in ownership interests (continued)

When the Group ceases to consolidate or equity account for an investment because of a loss of control, joint control or significant influence, any retained interest in the entity is remeasured to its fair value with the change in carrying amount recognised in profit or loss. This fair value becomes the initial carrying amount for the purposes of subsequently accounting for the retained interest as an associate, joint venture or financial asset. In addition, any amounts previously recognised in other comprehensive income in respect of that entity are accounted for as if the Group had directly disposed of the related assets or liabilities. This may mean that amounts previously recognised in other comprehensive income are reclassified to profit or loss or transferred to another category of equity as specified/permitted by applicable HKFRSs.

If the ownership interest in a joint venture or an associate is reduced but joint control or significant influence is retained, only a proportionate share of the amounts previously recognised in other comprehensive income are reclassified to profit or loss where appropriate.

#### 2.3 Segment reporting

Operating segments are reported in a manner consistent with the internal reporting provided to the chief operating decision-maker ("CODM"). The Group's senior executive management, who is responsible for allocating resources and assessing performance of the operating segments, is considered as the CODM that makes strategic decisions.

## 綜合財務報表附註 Notes to the Consolidated Financial Statements

### 2 主要會計政策概要(續)

#### 2.4 外幣換算

##### (a) 功能及呈報貨幣

本集團各實體財務報表所列項目均以有關實體經營業務所在主要經濟環境所用貨幣(「功能貨幣」)計算。綜合財務報表以本公司之功能及本集團之呈報貨幣港幣列值。

##### (b) 交易及結餘

外幣交易按交易日期之匯率或當項目經重新計量之估值換算為功能貨幣。結算該等交易及按年結時匯率換算以外幣計值貨幣資產及負債所產生匯兌盈虧，均於綜合收益表確認，惟於權益遞延處理之合資格現金流量對沖項目或合資格淨投資對沖項目除外。

所有匯兌盈虧，包括該等與借貸和現金及現金等價物有關的，均在綜合收益表內的「其他收益／(虧損)－淨額」中呈列。

### 2 SUMMARY OF SIGNIFICANT ACCOUNTING POLICIES (continued)

#### 2.4 Foreign currency translation

##### (a) Functional and presentation currency

Items included in the financial statements of each of the Group's entities are measured using the currency of the primary economic environment in which the entity operates (the "functional currency"). The consolidated financial statements are presented in Hong Kong dollars, which is the Company's functional and the Group's presentation currency.

##### (b) Transactions and balances

Foreign currency transactions are translated into the functional currency using the exchange rates prevailing at the dates of the transactions or valuation where items are re-measured. Foreign exchange gains and losses resulting from the settlement of such transactions and from the translation at year-end exchange rates of monetary assets and liabilities denominated in foreign currencies are recognised in the consolidated income statement, except when deferred in equity as qualifying cash flow hedges or qualifying net investment hedges.

All foreign exchange gains and losses including those relate to borrowings and cash and cash equivalents are presented in the consolidated income statement within 'other gains/(losses) – net'.



## 綜合財務報表附註 Notes to the Consolidated Financial Statements

### 2 主要會計政策概要(續)

#### 2.4 外幣換算(續)

##### (b) 交易及結餘(續)

分類為按公允價值計量且其變動計入損益之金融資產及金融負債(包括衍生金融工具)、按公允價值計入其他全面收入的金融資產及可供出售之以外幣計值貨幣證券之公允價值變動，就證券攤銷成本變動與證券賬面值其他變動兩者所產生換算差額進行分析。攤銷成本變動相關換算差額於損益確認，而賬面值其他變動則於其他全面收入確認。

非貨幣金融資產及負債(例如按公允價值計量且其變動計入損益之金融資產及金融負債(包括衍生金融工具)及透過利潤或虧損按公允價值計算之股本)之換算差額列作公允價值盈虧於損益確認，作為公允價值盈虧之部份。非貨幣金融資產(例如分類為按公允價值計入其他全面收入的金融資產及可供出售之股本)之換算差額，計入其他全面收益。

### 2 SUMMARY OF SIGNIFICANT ACCOUNTING POLICIES (continued)

#### 2.4 Foreign currency translation (continued)

##### (b) Transactions and balances (continued)

Changes in the fair value of monetary securities denominated in foreign currency classified as financial assets and financial liabilities (including derivative financial instruments) at fair value through profit or loss, financial assets at fair value through other comprehensive income and available-for-sale are analysed between translation differences resulting from changes in the amortised cost of the security, and other changes in the carrying amount of the security. Translation differences related to changes in the amortised cost are recognised in profit or loss, and other changes in the carrying amount are recognised in other comprehensive income.

Translation difference on non-monetary financial assets and liabilities such as financial assets and financial liabilities (including derivative financial instruments) at fair value through profit or loss and equities held at fair value through profit or loss are recognised in profit or loss as part of the fair value gain or loss. Translation differences on non-monetary financial assets such as equities classified as financial assets at fair value through other comprehensive income and available-for-sale are included in other comprehensive income.

## 綜合財務報表附註 Notes to the Consolidated Financial Statements

### 2 主要會計政策概要(續)

#### 2.4 外幣換算(續)

##### (c) 集團旗下公司

集團旗下所有功能貨幣與呈報貨幣不同實體(該等實體概無擁有極度通脹經濟體系之貨幣)之業績及財務狀況，按以下方式換算為呈報貨幣：

- (i) 各財務狀況表所呈列資產及負債，按報告日期之收市匯率換算；
- (ii) 各收益表之收入及支出按平均匯率換算，惟此平均值並非該等交易日期通行匯率累積效果之合理約數除外。在此情況下，收入及支出於交易日期換算；及
- (iii) 所產生全部匯兌差額將確認為其他全面收入。

綜合賬目時，換算外國業務淨投資所產生匯兌差額以及指定用作對沖該等投資之貸款及其他貨幣工具之匯兌差額，列入股東權益。出售部分外國業務時，該等已計入權益之匯兌差額於綜合收益表確認為出售收益或虧損之一部分。

### 2 SUMMARY OF SIGNIFICANT ACCOUNTING POLICIES (continued)

#### 2.4 Foreign currency translation (continued)

##### (c) Group companies

The results and financial position of all the Group entities (none of which has the currency of a hyperinflationary economy) that have a functional currency different from the presentation currency are translated into the presentation currency as follows:

- (i) assets and liabilities for each statement of financial position presented are translated at the closing rate at the date of that report;
- (ii) income and expenses for each income statement are translated at average exchange rates (unless this average is not a reasonable approximation of the cumulative effect of the rates prevailing on the transaction dates, in which case income and expenses are translated at the dates of the transactions); and
- (iii) all resulting exchange differences are recognised in other comprehensive income.

On consolidation, exchange differences arising from the translation of the net investment in foreign operations, and of borrowings and other currency instruments designated as hedges of such investments, are taken to shareholders' equity. When a foreign operation is partially disposed of or sold, exchange differences that were recorded in equity are recognised in the consolidated income statement as part of the gain or loss on sale.

## 綜合財務報表附註 Notes to the Consolidated Financial Statements

### 2 主要會計政策概要(續)

#### 2.5 物業、廠房及設備

土地及樓宇主要包括廠房及辦公室。分類為融資租賃及其他物業、廠房及設備的租賃土地按歷史成本減折舊列賬。歷史成本包括收購項目直接應佔的開支。成本可包括從權益中轉撥的有關該物業、廠房及設備利用外幣購買的合資格現金流量對沖產生的任何收益／虧損。

僅在與該項目相關的未來經濟利益有可能流入本集團且能可靠計量該項目成本之情況下，其後成本方計入資產賬面值或確認為獨立資產（如適用）。重置部分之賬面值則終止確認。所有其他維修及保養成本於產生之財政期間於綜合收益表內扣除。

分類為融資租賃之租賃土地自土地權益可供用作其擬定用途時開始攤銷。分類為融資租賃之租賃土地之攤銷及其他資產之折舊採用以下估計可使用年期將成本按直線法分攤至剩餘價值計算：

分類為融資租賃之租賃土地	剩餘租賃期限或可使用年期之較短者
--------------	------------------

### 2 SUMMARY OF SIGNIFICANT ACCOUNTING POLICIES (continued)

#### 2.5 Property, plant and equipment

Land and buildings comprise mainly factories and offices. Leasehold land classified as finance lease and all other property, plant and equipment is stated at historical cost less depreciation. Historical cost includes expenditure that is directly attributable to the acquisition of the items. Cost may also include transfers from equity of any gains/losses on qualifying cash flow hedges of foreign currency purchases of property, plant and equipment.

Subsequent costs are included in the asset's carrying amount or recognised as a separate asset, as appropriate, only when it is probable that future economic benefits associated with the item will flow to the Group and the cost of the item can be measured reliably. The carrying amount of the replaced part is derecognised. All other repairs and maintenance are charged in the consolidated income statement during the financial period in which they are incurred.

Leasehold land classified as finance lease commences amortisation from the time when the land interest becomes available for its intended use. Amortisation on leasehold land classified as finance lease and depreciation on other assets is calculated using the straight-line method to allocate their cost to their residual values over their estimated useful lives, as follows:

Leasehold land classified as finance lease	Shorter of remaining lease term or useful life
--	--

## 綜合財務報表附註 Notes to the Consolidated Financial Statements

### 2 主要會計政策概要(續)

#### 2.5 物業、廠房及設備(續)

物業、廠房及設備之折舊按以下估計可使用年期，以直線法將成本分攤至剩餘價值計算：

樓宇	20至40年
廠房、機器及設備	5至7年
傢俬及裝置	5至7年
汽車	4年

資產剩餘價值及可使用年期會於各報告期末作出檢討及調整(如適用)。

倘資產賬面值大於其估計可收回金額，則資產賬面值即時撇減至其可收回金額(附註2.8)。

出售盈虧經比較所得款項與賬面值而釐定，並於綜合收益表內確認。

#### 2.6 租賃土地及土地使用權

就租賃土地及土地使用權支付之預付款項，作為經營租賃入賬。彼等採用直線法按租賃或土地使用權年期於綜合收益表確認，倘出現減值則於綜合收益表確認減值。

### 2 SUMMARY OF SIGNIFICANT ACCOUNTING POLICIES (continued)

#### 2.5 Property, plant and equipment (continued)

Depreciation of property, plant and equipment is calculated using the straight-line method to allocate their costs to their residual values over their estimated useful lives, as follows:

Buildings	20 to 40 years
Plant, machinery and equipment	5 to 7 years
Furniture and fixtures	5 to 7 years
Motor vehicles	4 years

The assets' residual values and useful lives are reviewed, and adjusted if appropriate, at the end of each reporting period.

An asset's carrying amount is written down immediately to its recoverable amount if the asset's carrying amount is greater than its estimated recoverable amount (Note 2.8).

Gains and losses on disposals are determined by comparing the proceeds with the carrying amount and are recognised, in the consolidated income statement.

#### 2.6 Leasehold land and land use rights

The up-front prepayments made for leasehold land and land use rights are accounted for as operating leases. They are recognised in the consolidated income statement on a straight-line basis over the periods of the lease or the land use rights, or when there is impairment, the impairment is recognised in the consolidated income statement.

## 綜合財務報表附註 Notes to the Consolidated Financial Statements

### 2 主要會計政策概要(續)

#### 2.7 投資物業

投資物業主要包括租賃土地及樓宇，為獲得長期租金收益或資本升值或同時獲得兩者而持有，但並非由本集團公司佔用。

投資物業包括根據經營租賃及融資租賃而持有之土地及樓宇。倘根據經營租賃持有之土地符合投資物業其他定義，則入賬為投資物業。在該種情況下，有關經營租賃視為融資租賃入賬。

投資物業初步按成本(包括相關交易成本)入賬。初步確認後，投資物業按公允價值列賬，該公允價值為外聘估值師至少每年於報告期末評審一次之公開市值。公允價值乃基於活躍市場價格，若有需要，將根據個別資產的性質、地區分佈或狀況作出調整。倘未能獲取有關資料，外聘估值師會採用其他估值法，如不活躍市場的近期價格或折現現金流量預測。公允價值之變動於綜合收益表確認。

僅在與該項目相關的未來經濟利益將流入本集團且能可靠計量項目成本之情況下，其後開支方會於資產賬面值扣除。所有其他維修及保養成本於其產生期間於綜合收益表支銷。

### 2 SUMMARY OF SIGNIFICANT ACCOUNTING POLICIES (continued)

#### 2.7 Investment properties

Investment properties, principally comprising leasehold land and buildings, are held for long-term rental yields or for capital appreciation or both, and that are not occupied by the companies in the Group.

Investment properties comprise land held under operating leases and buildings held under finance leases. Land held under operating leases are accounted for as investment properties when the rest of the definition of an investment property is met. In such cases, the operating leases concerned are accounted for as if they were finance leases.

Investment properties are measured initially at its cost, including related transaction costs. After initial recognition, investment properties are carried at fair value, representing open market value determined at each reporting date by external valuers at least annually. Fair value is based on active market prices, adjusted, if necessary, for any difference in the nature, location or condition of the specific asset. If this information is not available, the external valuers use alternative valuation methods such as recent prices on less active markets or discounted cash flow projections. Changes in fair values are recognised in the consolidated income statement.

Subsequent expenditure is charged to the asset's carrying amount only when it is probable that future economic benefits associated with the item will flow to the Group and the cost of the item can be measured reliably. All other repairs and maintenance costs are expensed in the consolidated income statement during the period in which they are incurred.

## 綜合財務報表附註 Notes to the Consolidated Financial Statements

### 2 主要會計政策概要(續)

#### 2.7 投資物業(續)

倘投資物業由集團旗下公司佔用，則重新分類為物業、廠房及設備，為進行會計處理，其於重新分類當日之公允價值即為成本。

倘物業、廠房及設備項目因用途變更而成為投資物業，則此項目於轉讓日期之賬面值與公允價值之任何差額根據香港會計準則第16號於權益中列作物業、廠房及設備之重估。然而，倘公允價值收益抵銷先前之減值虧損，則該收益於綜合收益表確認。

#### 2.8 附屬公司、聯營公司、合營企業及非金融資產的投資減值

沒有確定使用年期(例如商譽)之資產無需攤銷，但每年須就減值進行測試。各項資產當有事件出現或情況改變顯示賬面值可能無法收回時就減值進行檢討。減值虧損按資產之賬面值超出其可收回金額之差額確認。可收回金額以資產之公允價值扣除銷售成本或使用價值兩者之間較高者為準。於評估減值時，資產按可分開識辨現金流量(現金產生單位)之最低層次分組。除商譽外，已蒙受減值之非金融資產於每個報告日均就減值是否可以撥回進行檢討。

### 2 SUMMARY OF SIGNIFICANT ACCOUNTING POLICIES (continued)

#### 2.7 Investment properties (continued)

If an investment property becomes owner-occupied, it is reclassified as property, plant and equipment, and its fair value at the date of reclassification becomes its cost for accounting purposes.

If an item of property, plant and equipment becomes an investment property because its use has changed, any difference between the carrying amount and the fair value of this item at the date of transfer is recognised in equity as a revaluation of property, plant and equipment under HKAS 16. However, if a fair value gain reverses a previous impairment loss, the gain is recognised in the consolidated income statement.

#### 2.8 Impairment of investments in subsidiaries, associates, joint ventures and non-financial assets

Assets that have an indefinite useful life, for example goodwill, are not subject to amortisation and are tested annually for impairment. Assets are reviewed for impairment whenever events or changes in circumstances indicate that the carrying amount may not be recoverable. An impairment loss is recognised for the amount by which the asset's carrying amount exceeds its recoverable amount. The recoverable amount is the higher of an asset's fair value less costs to sell and value in use. For the purposes of assessing impairment, assets are grouped at the lowest levels for which there are separately identifiable cash flows (cash-generating units). Non-financial assets other than goodwill that suffered an impairment are reviewed for possible reversal of the impairment at each reporting date.

## 綜合財務報表附註 Notes to the Consolidated Financial Statements

### 2 主要會計政策概要(續)

#### 2.9 投資及其他金融資產

由二零一八年一月一日起應用之會計政策

##### (i) 分類

自二零一八年一月一日起，本集團按以下計量類別對金融資產進行分類：

- 其後以公允價值計量(且其變動計入其他全面收入或損益)；及
- 按攤銷成本計量。

該分類取決於本實體管理金融資產之業務模式以及現金流量的合約條款。

對於以公允價值計量之資產，其盈虧將計入損益或其他全面收入。對於並非持作交易之權益工具投資而言，其將取決於本集團在初始確認時是否作出不可撤銷之選擇而將權益投資指定為按公允價值計入其他全面收入。

##### (ii) 確認及終止確認

金融資產之常規買賣在交易日確認－交易日指本集團承諾購入或出售該資產之日。當自金融資產獲取現金流量之權利已到期或轉讓，且本集團已將擁有權之絕大部分風險和回報轉讓時，則金融資產會終止確認。

### 2 SUMMARY OF SIGNIFICANT ACCOUNTING POLICIES (continued)

#### 2.9 Investments and other financial assets

Accounting policies applied from 1 January 2018

##### (i) Classification

From 1 January 2018, the Group classifies its financial assets in the following measurement categories:

- those to be measured subsequently at fair value (either through other comprehensive income, or through profit or loss), and
- those to be measured at amortised cost.

The classification depends on the entity's business model for managing the financial assets and the contractual terms of the cash flows.

For assets measured at fair value, gains and losses will either be recorded in profit or loss or other comprehensive income. For investments in equity instruments that are not held for trading, this will depend on whether the Group has made an irrevocable election at the time of initial recognition to account for the equity investment at fair value through other comprehensive income.

##### (ii) Recognition and derecognition

Regular way purchases and sales of financial assets are recognised on trade-date, the date on which the Group commits to purchase or sell the asset. Financial assets are derecognised when the rights to receive cash flows from the financial assets have expired or have been transferred and the Group has transferred substantially all the risks and rewards of ownership.

## 綜合財務報表附註 Notes to the Consolidated Financial Statements

### 2 主要會計政策概要(續)

#### 2.9 投資及其他金融資產(續)

由二零一八年一月一日起應用之會計政策(續)

##### (iii) 計量

於初始確認時，本集團計量金融資產(倘金融資產並非按公允價值計入損益)以公允價值加上可直接歸屬於收購該項金融資產之交易費用。與按公允價值計入損益之金融資產相關之交易費用於損益表支銷。

##### 債務工具

債務工具之後續計量取決於本集團管理該資產之業務模式以及該資產之現金流量特徵。對於持有以收取合約現金流量而該現金流量僅代表對本金和利息之支付之資產而言，該資產則以攤銷成本計量。該等金融資產之利息收入以實際利率法計算，計入融資收入。終止確認時產生之任何盈虧直接計入損益，並與匯兌盈虧一同呈列在其他收益／(虧損)－淨額中。

### 2 SUMMARY OF SIGNIFICANT ACCOUNTING POLICIES (continued)

#### 2.9 Investments and other financial assets (continued)

Accounting policies applied from 1 January 2018 (continued)

##### (iii) Measurement

At initial recognition, the Group measures a financial asset at its fair value plus, in the case of a financial asset not at fair value through profit or loss, transaction costs that are directly attributable to the acquisition of the financial asset. Transaction costs of financial assets carried at fair value through profit or loss are expensed in profit or loss.

##### Debt instruments

Subsequent measurement of debt instruments depends on the Group's business model for managing the asset and the cash flow characteristics of the asset. Assets that are held for collection of contractual cash flows where those cash flows represent solely payments of principal and interest are measured at amortised cost. Interest income from these financial assets is included in finance income using the effective interest rate method. Any gain or loss arising on derecognition is recognised directly in profit or loss and presented in other gains/(losses) – net, together with foreign exchange gains and losses.



## 綜合財務報表附註 Notes to the Consolidated Financial Statements

### 2 主要會計政策概要(續)

#### 2.9 投資及其他金融資產(續)

由二零一八年一月一日起應用之會計政策(續)

(iii) 計量(續)

##### 權益工具

本集團以公允價值對所有權益投資進行後續計量。倘本集團管理層選擇將權益投資之公允價值盈虧計入其他全面收入，則當終止確認該等投資後，不會將公允價值盈虧重新分類至損益。有關投資之股息繼續於本集團確立收取股息之權利時於損益確認為其他收入。

對於按公允價值計入損益之金融資產，其公允價值變動於收益表之其他損益／(虧損)－淨額呈列。對於按公允價值計入其他全面收入之權益投資而言，其減值虧損(以及減值虧損撥回)不會於其他公允價值變動而獨立呈列。

(iv) 減值

自二零一八年一月一日起，對於以攤銷成本之債務工具而言，本集團就其預期信貸損失做出前瞻性評估。減值方法取決於其信用風險是否顯著增加。減值虧損將於其他收益／(虧損)－淨額或應收賬款之減值虧損呈列。對於應收貿易賬款而言，本集團採用香港財務報告準則第9號允許之簡化方法，該準則規定於初始確認應收賬款時。

### 2 SUMMARY OF SIGNIFICANT ACCOUNTING POLICIES (continued)

#### 2.9 Investments and other financial assets (continued)

Accounting policies applied from 1 January 2018 (continued)

(iii) Measurement (continued)

##### Equity instruments

The Group subsequently measures all equity investments at fair value. Where the Group's management has elected to present fair value gains and losses on equity investments in other comprehensive income, there is no subsequent reclassification of fair value gains and losses to profit or loss following the derecognition of the investment. Dividends from such investments continue to be recognised in profit or loss as other income when the Group's right to receive payments is established.

Changes in the fair value of financial assets at fair value through profit or loss are recognised in other gains/(losses) – net in the consolidated income statement as applicable. Impairment losses (and reversal of impairment losses) on equity investments measured at fair value through other comprehensive income are not reported separately from other changes in fair value.

(iv) Impairment

From 1 January 2018, the Group assesses on a forward looking basis the expected credit losses associated with its debt instruments carried at amortised cost. The impairment methodology applied depends on whether there has been a significant increase in credit risk. Impairment losses are presented in other gains/(losses) – net or impairment losses on trade receivables. For trade receivables, the Group applies the simplified approach permitted by HKFRS 9, which requires expected lifetime losses to be recognised from initial recognition of the receivables.

## 綜合財務報表附註 Notes to the Consolidated Financial Statements

### 2 主要會計政策概要(續)

#### 2.9 投資及其他金融資產(續)

應用至二零一七年十二月三十一日  
之會計政策

##### (i) 分類

本集團已追溯應用香港財務報告準則第9號，但選擇不重列比較資料。因此，所提供的比較資料繼續根據本集團早前會計政策入賬。

本集團按以下類別分類其金融資產：貸款及應收款項以及可供出售金融資產。分類視乎購入金融資產之目的而定。管理層於初步確認時決定金融資產之分類。

##### *貸款及應收款項*

貸款及應收款項為有固定或待定期付款且並無在活躍市場報價之非衍生金融資產。貸款及應收款項計入流動資產，惟到期日於報告期末後超過12個月者，則分類為非流動資產。本集團之貸款及應收款項包括綜合財務狀況表內之「應收貿易及其他應收賬款」、「應收聯營公司款項」、「現金及現金等價物」及「短期銀行存款」。

##### *可供出售金融資產*

可供出售金融資產為被界定為此類別或並無分類至任何其他類別之非衍生工具。除非管理層擬於報告期末起計12個月內出售有關投資，否則可供出售金融資產列入非流動資產。

### 2 SUMMARY OF SIGNIFICANT ACCOUNTING POLICIES (continued)

#### 2.9 Investments and other financial assets (continued)

Accounting policies applied until 31 December 2017

##### (i) Classification

The Group has applied HKFRS 9 retrospectively, but has elected not to restate comparative information. As a result, the comparative information provided continues to be accounted for in accordance with the Group's previous accounting policy.

The Group classifies its financial assets in the following categories: loans and receivables and available-for-sale. The classification depends on the purpose for which the financial assets were acquired. Management determines the classification of its financial assets at initial recognition.

##### *Loans and receivables*

Loans and receivables are non-derivative financial assets with fixed or determinable payments that are not quoted in an active market. They are included in current assets, except for maturities greater than 12 months after the end of the reporting period. These are classified as non-current assets. The Group's loans and receivables comprise 'trade and other receivables', 'amount due from associates', 'cash and cash equivalents' and 'short-term bank deposits' in the consolidated statement of financial position.

##### *Available-for-sale financial assets*

Available-for-sale financial assets are non-derivatives that are either designated in this category or not classified in any of the other categories. They are included in non-current assets unless management intends to dispose of the investment within 12 months of the end of the reporting period.

## 綜合財務報表附註 Notes to the Consolidated Financial Statements

### 2 主要會計政策概要(續)

#### 2.9 投資及其他金融資產(續)

應用至二零一七年十二月三十一日之會計政策(續)

##### (ii) 重新分類

倘金融資產不再持作供近期出售，則本集團可選擇將非衍生交易性金融資產自持作買賣類別中移出並重新分類。貸款及應收款項以外的金融資產僅於發生不尋常且於近期再發生的機會甚微的單一事件所導致的罕見情況下，方可自持作買賣類別中移出並重新分類。此外，倘本集團有意且有能力於可見未來持有該等金融資產或於重新分類日期持有該等金融資產至到期，則本集團可選擇將符合貸款及應收款項定義的金融資產自持作買賣或可供出售類別中移出並重新分類。

重新分類乃按重新分類日期的公允價值進行。公允價值成為新成本或攤銷成本(倘適用)，且於重新分類日前錄得的公允價值收益或虧損不得於其後撥回。重新分類至貸款及應收款項的金融資產的實際利率在重新分類日確定。估計現金流量的進一步增加會導致須對實際利率作出追溯調整。

### 2 SUMMARY OF SIGNIFICANT ACCOUNTING POLICIES (continued)

#### 2.9 Investments and other financial assets (continued)

Accounting policies applied until 31 December 2017 (continued)

##### (ii) Reclassification

The Group may choose to reclassify a non-derivative trading financial asset out of the held for trading category if the financial asset is no longer held for the purpose of selling it in the near term. Financial assets other than loans and receivables are permitted to be reclassified out of the held for trading category only in rare circumstances arising from a single event that is unusual and highly unlikely to recur in the near term. In addition, the Group may choose to reclassify financial assets that would meet the definition of loans and receivables out of the held for trading or available-for-sale categories if the Group has the intention and ability to hold these financial assets for the foreseeable future or until maturity at the date of reclassification.

Reclassifications are made at fair value as of the reclassification date. Fair value becomes the new cost or amortised cost as applicable, and no reversals of fair value gains or losses recorded before reclassification date are subsequently made. Effective interest rates for financial assets reclassified to loans and receivables are determined at the reclassification date. Further increases in estimates of cash flows adjust effective interest rates prospectively.

## 綜合財務報表附註 Notes to the Consolidated Financial Statements

### 2 主要會計政策概要(續)

#### 2.9 投資及其他金融資產(續)

應用至二零一七年十二月三十一日之會計政策(續)

##### (iii) 確認及終止確認

金融資產之常規買賣在交易日確認 – 交易日指本集團承諾購入或出售該資產之日。當自金融資產獲取現金流量之權利已到期或轉讓，且本集團已將擁有權之絕大部分風險和回報轉讓時，則金融資產會終止確認。

歸類為可供出售之證券出售時，已於其他全面收入確認之累計公允價值調整按投資證券收益及虧損重新歸類至損益。

##### (iv) 計量

於初始確認時，本集團按金融資產的公允價值外加(倘為並非以公允價值計入損益的金融資產)直接歸屬於收購該金融資產的交易成本計量。

貸款及應收款項其後按實際利率法以攤銷成本列賬。

### 2 SUMMARY OF SIGNIFICANT ACCOUNTING POLICIES (continued)

#### 2.9 Investments and other financial assets (continued)

Accounting policies applied until 31 December 2017 (continued)

##### (iii) Recognition and derecognition

Regular way purchases and sales of financial assets are recognised on the trade-date – the date on which the Group commits to purchase or sell the asset. Financial assets are derecognised when the rights to receive cash flows from the financial assets have expired or have been transferred and the Group has transferred substantially all the risks and rewards of ownership.

When securities classified as available-for-sale are sold, the accumulated fair value adjustments recognised in other comprehensive income are reclassified to profit or loss as gains and losses from investment securities.

##### (iv) Measurement

At initial recognition, the Group measures a financial asset at its fair value plus, in the case of a financial asset not at fair value through profit or loss, transaction costs that are directly attributable to the acquisition of the financial asset.

Loans and receivables are subsequently carried at amortised cost using the effective interest method.

## 綜合財務報表附註 Notes to the Consolidated Financial Statements

### 2 主要會計政策概要(續)

#### 2.9 投資及其他金融資產(續)

應用至二零一七年十二月三十一日之會計政策(續)

##### (iv) 計量(續)

可供出售金融資產其後以公允價值列賬。分類為可供出售金融資產的貨幣性及非貨幣性證券的公允價值變動所產生的收益或虧損於其他全面收入中確認。

以實際利率法計算之可供出售證券利息於綜合損益表內確認為其他收入一部分。當本集團收取款項之權利確立時，可供出售股本工具之股息按其他收入的一部份於全面收入表內確認。

##### (v) 減值

本集團於每個報告期末評估是否存在客觀證據證明某一金融資產或某一金融資產組出現減值。只有當存在客觀證據證明於因為首次確認資產後發生一宗或多宗事件導致出現減值(「損失事項」)，而該宗(或該等)損失事項對該項或該組金融資產的估計未來現金流量構成的影響可以合理估計，有關的金融資產或金融資產組才算出現減值及產生減值損失。

### 2 SUMMARY OF SIGNIFICANT ACCOUNTING POLICIES (continued)

#### 2.9 Investments and other financial assets (continued)

Accounting policies applied until 31 December 2017 (continued)

##### (iv) Measurement (continued)

Available-for-sale financial assets are subsequently carried at fair value. Gains or losses arising from changes in the fair values of monetary and non-monetary securities classified as available-for-sale financial assets are recognised in other comprehensive income.

Interest on available-for-sale securities calculated using the effective interest method is recognised in consolidated statement of profit or loss as part of other income. Dividends on available-for-sale equity instruments are recognised in the statement of comprehensive income as part of other income when the Group's right to receive payments is established.

##### (v) Impairment

The Group assesses at the end of each reporting period whether there is objective evidence that a financial asset or group of financial assets is impaired. A financial asset or a group of financial assets is impaired and impairment losses are incurred only if there is objective evidence of impairment as a result of one or more events that occurred after the initial recognition of the asset (a 'loss event') and that loss event (or events) has an impact on the estimated future cash flows of the financial asset or group of financial assets that can be reliably estimated.

## 綜合財務報表附註 Notes to the Consolidated Financial Statements

### 2 主要會計政策概要(續)

#### 2.9 投資及其他金融資產(續)

應用至二零一七年十二月三十一日  
之會計政策(續)

(v) 減值(續)

*以攤銷成本列賬的資產*

就貸款及應收款項類別而言，虧損的計量以資產的賬面值與估計未來現金流量的現值(不包括尚未產生的未來信貸虧損)按金融資產的實際利率折現之間的差額。資產的賬面值予以削減，虧損金額則於綜合收益表確認。倘貸款或持至到期投資按浮動利率計息，計量任何減值虧損的折現率為根據合約釐定的現有實際利率。為了實際上的便利，集團可根據工具的公允價值(採用可觀察的市價)計量減值。

其後減值虧損金額減少而減少涉及減值被確認後發生的事件(例如債權人的信貸評級有改善)，撥回先前確認的減值虧損，則於綜合收益表確認。

### 2 SUMMARY OF SIGNIFICANT ACCOUNTING POLICIES (continued)

#### 2.9 Investments and other financial assets (continued)

Accounting policies applied until 31 December 2017  
(continued)

(v) Impairment (continued)

*Assets carried at amortised cost*

For loans and receivables category, the amount of the loss is measured as the difference between the asset's carrying amount and the present value of estimated future cash flows (excluding future credit losses that have not been incurred) discounted at the financial asset's original effective interest rate. The carrying amount of the asset is reduced and the amount of the loss is recognised in the consolidated income statement. If a loan or held-to-maturity investment has a variable interest rate, the discount rate for measuring any impairment loss is the current effective interest rate determined under the contract. As a practical expedient, the Group may measure impairment on the basis of an instrument's fair value using an observable market price.

If, in a subsequent period, the amount of the impairment loss decreases and the decrease can be related objectively to an event occurring after the impairment was recognised (such as an improvement in the debtor's credit rating), the reversal of the previously recognised impairment loss is recognised in the consolidated income statement.

## 綜合財務報表附註 Notes to the Consolidated Financial Statements

### 2 主要會計政策概要(續)

#### 2.9 投資及其他金融資產(續)

應用至二零一七年十二月三十一日之會計政策(續)

##### (v) 減值(續)

*分類為可供出售資產*

倘有客觀證據顯示可供出售金融資產出現減值，則累計虧損(以收購成本與現時公允價值之間的差額，減該金融資產先前於損益確認的任何減值虧損計量)自權益中剔除，並於損益確認。

於損益中確認的股本工具的減值虧損於其後期間不會透過損益撥回。

倘分類為可供出售債務工具的公允價值於其後期間增加，而該增加在客觀上與於損益確認減值虧損後發生的事件有關，則減值虧損透過損益撥回。

#### 2.10 抵銷金融工具

當有依法可執行的權利可抵銷已確認金額，並有意圖按淨額基準結算或同時變現資產和結算負債時，金融資產與負債可互相抵銷，並在財務狀況表報告其淨額。法定可執行權利必須不得依賴未來事件而定，而在一般業務過程中以及倘公司或對手方一旦出現違約、無償債能力或破產時，這也必須具有約束力。

### 2 SUMMARY OF SIGNIFICANT ACCOUNTING POLICIES (continued)

#### 2.9 Investments and other financial assets (continued)

Accounting policies applied until 31 December 2017 (continued)

##### (v) Impairment (continued)

*Assets classified as available for sale*

If there is objective evidence of impairment for available-for-sale financial assets, the cumulative loss – measured as the difference between the acquisition cost and the current fair value, less any impairment loss on that financial asset previously recognised in profit or loss – is removed from equity and recognised in profit or loss.

Impairment losses on equity instruments that were recognised in profit or loss are not reversed through profit or loss in a subsequent period.

If the fair value of a debt instrument classified as available-for-sale increases in a subsequent period and the increase can be objectively related to an event occurring after the impairment loss was recognised in profit or loss, the impairment loss is reversed through profit or loss.

#### 2.10 Offsetting financial instruments

Financial assets and liabilities are offset and the net amount reported in the statement of financial position when there is a legally enforceable right to offset the recognised amounts and there is an intention to settle on a net basis, or realise the asset and settle the liability simultaneously. The legally enforceable right must not be contingent on future events and must be enforceable in the normal course of business and in the event of default, insolvency or bankruptcy of the Company or the counterparty.

## 綜合財務報表附註 Notes to the Consolidated Financial Statements

### 2 主要會計政策概要(續)

#### 2.11 衍生工具及對沖活動

衍生工具於訂立衍生工具合約當日按公允價值初始確認，其後按各報告期末之公允價值重新計量。公允價值其後變動之會計處理乃取決於衍生工具是否指定為對沖工具，如是，則取決於被對沖項目的性質。本集團將若干衍生工具指定為：

- 對已確認資產或負債之現金流量或可能性甚高的預測交易相關的特定風險所作的對沖(現金流量對沖)。

本集團在對沖工具及被對沖項目的關係開始時以文件記錄，以及進行各項對沖交易的風險管理的目的與策略。本集團亦在對沖開始時及持續就用於對沖交易的衍生工具是否能高度有效地抵銷被對沖項目的公允價值或現金流量變動進行評估，並以文件記錄。

用作對沖之各類衍生金融工具之公允價值於附註30披露。股東權益內之對沖儲備變動載於附註35。當被對沖項目之餘下年期超過12個月，則對沖衍生工具之全部公允價值乃分類為非流動資產或負債；當被對沖項目之餘下年期少於12個月，則分類為流動資產或負債。貿易衍生工具乃分類為流動資產或負債。

### 2 SUMMARY OF SIGNIFICANT ACCOUNTING POLICIES (continued)

#### 2.11 Derivatives and hedging activities

Derivatives are initially recognised at fair value on the date a derivative contract is entered into and are subsequently remeasured to their fair value at the end of each reporting period. The accounting for subsequent changes in fair value depends on whether the derivative is designated as a hedging instrument, and if so, the nature of the item being hedged. The Group designates certain derivatives:

- hedges of a particular risk associated with the cash flows of recognised assets and liabilities and highly probable forecast transactions (cash flow hedges).

The Group documents at the inception of the relationship between hedging instruments and hedge items, as well as its risk management objective and strategy for undertaking various hedge transactions. The Group also documents its assessment, both at hedge inception and on an ongoing basis, of whether the derivatives that are used in hedging transactions have been and will continue to be highly effective in offsetting changes in fair values or cash flows of hedged items.

The fair values of various derivative financial instruments used for hedging purposes are disclosed in Note 30. Movements in the hedging reserve in shareholders' equity are shown in Note 35. The full fair value of a hedging derivative is classified as a non-current asset or liability when the remaining maturity of the hedged item is more than 12 months; it is classified as a current asset or liability when the remaining maturity of the hedged item is less than 12 months. Trading derivatives are classified as a current asset or liability.



## 綜合財務報表附註 Notes to the Consolidated Financial Statements

### 2 主要會計政策概要(續)

#### 2.11 衍生工具及對沖活動(續)

##### (i) 符合資格採用對沖會計法之現金流量對沖

被指定及符合作為現金流量對沖工具的衍生工具，其公允價值變動的實際部分於其他全面收入中確認並累計入權益儲備。與非實際部分相關的收益或虧損則即時於損益中的「其他收益／(虧損)－淨額」確認。

在權益累益的數額會在被對沖項目對損益造成影響的期間重新分類至損益。與利率掉期對沖浮動利率借款實際部分相關的收益或虧損，於損益中的「融資成本」確認。

如對沖工具期滿或售出或終止，或如對沖工具不再符合對沖會計處理的準則，則當時在權益存在的任何累計收益或虧損仍然在權益中保留，並會在預測交易最終在損益中確認時確認。如預測交易預計不能進行，則已在權益呈報的累計收益或虧損會即時重新分類至損益。

##### (ii) 並不符合資格採用對沖會計法之衍生工具

該等衍生工具公允價值之變動即時於綜合收益表之「其他收益／(虧損)－淨額」確認。

### 2 SUMMARY OF SIGNIFICANT ACCOUNTING POLICIES (continued)

#### 2.11 Derivatives and hedging activities (continued)

##### (i) Cash flow hedge that qualify for hedge accounting

The effective portion of changes in the fair value of derivatives that are designated and qualify as cash flow hedges is recognised in other comprehensive income and accumulated in reserves in equity. The gain or loss relating to the ineffective portion is recognised immediately in profit or loss within 'other gains/(losses) – net'.

Amounts accumulated in equity are reclassified to profit or loss in the periods when the hedged item affects profit or loss. The gain or loss relating to the effective portion of interest rate swaps hedging variable rate borrowings is recognised in profit or loss within 'finance costs'.

When a hedging instrument expires or is sold or terminated, or when a hedge no longer meets the criteria for hedge accounting, any cumulative gain or loss existing in equity at that time remains in equity and is recognised when the forecast transaction is ultimately recognised in profit or loss. When a forecast transaction is no longer expected to occur, the cumulative gain or loss that was reported in equity is immediately reclassified to profit or loss.

##### (ii) The derivative instruments do not qualify for hedge accounting

Changes in the fair value of these derivative instruments are recognised immediately in the consolidated income statement within 'other gains/(losses) – net'.

## 綜合財務報表附註 Notes to the Consolidated Financial Statements

### 2 主要會計政策概要(續)

#### 2.12 存貨及已完成物業存貨

存貨乃按成本值或可變現淨值兩者較低者列賬。成本值以加權平均法計算，而製成品及在製品之成本值則包括原料、直接工資、其他直接成本及適當比例之間接生產費用（根據一般運作能力釐定），但不包括貸款成本。可變現淨值根據於日常業務過程中之估計售價扣除適當之浮動銷售開支。

已完成物業存貨乃按成本值或可變現淨值兩者較低者列賬。成本值以已完成物業之土地及發展總成本之分配計算。

#### 2.13 應收貿易及其他應收賬款

應收貿易賬款為在一般業務過程中就商品銷售或服務而應收客戶款項。如應收貿易及其他應收賬款的收回預期在一年或以內（如仍在一般經營周期中，則可較長時間），其被分類為流動資產；否則分類為非流動資產。

除非含有重大融資成分，應收貿易賬款初步以無條件之代價金額以公允價值確認。本集團持有應收貿易賬款，目的是收取合約現金流量並因此其後以實際利率法以攤銷成本計量。有關本集團應收貿易賬款入賬之進一步資料，參閱附註25，有關本集團減值政策之說明，參閱附註3.1(b)(2)。

#### 2.14 現金及現金等價物

現金及現金等價物包括手頭現金、銀行通知存款、原到期日為三個月或以下的其他短期高度流動性投資及銀行透支。

### 2 SUMMARY OF SIGNIFICANT ACCOUNTING POLICIES (continued)

#### 2.12 Inventories and stock of completed properties

Inventories are stated at the lower of cost and net realisable value. Cost is determined using the weighted average method. The cost of finished goods and work in progress comprises raw materials, direct labour, other direct costs and related production overheads (based on normal operating capacity). It excludes borrowing costs. Net realisable value is the estimated selling price in the ordinary course of business, less applicable variable selling expenses.

Stocks of completed properties are stated at lower of cost and net realisable value. Cost is determined by apportionment of the total land and development costs attributable to the completed properties.

#### 2.13 Trade and other receivables

Trade receivables are amounts due from customers for merchandise sold or services performed in the ordinary course of business. If collection of trade and other receivables is expected in one year or less (or in the normal operating cycle of the business if longer), they are classified as current assets. If not, they are presented as non-current assets.

Trade receivables are recognised initially at the amount of consideration that is unconditional unless they contain significant financing components, when they are recognised at fair value. The Group holds the trade receivables with the objective to collect the contractual cash flows and therefore measures them subsequently at amortised cost using the effective interest method. See Note 25 for further information about the Group's accounting for trade receivables and Note 3.1(b)(2) for a description of the Group's impairment policies.

#### 2.14 Cash and cash equivalents

Cash and cash equivalents includes cash on hand, deposits held at call with banks, other short-term highly liquid investments with original maturities of three months or less, and bank overdrafts.

## 綜合財務報表附註 Notes to the Consolidated Financial Statements

### 2 主要會計政策概要(續)

#### 2.15 股本

普通股被列為權益。直接歸屬於發行新股份或購股權之新增成本在權益中列為所得款項之減少。

#### 2.16 應付貿易及其他應付賬款

應付貿易賬款為在一般業務過程中從供應商購買商品或服務而應支付的承擔。如應付貿易及其他應付賬款的支付日期在一年或以內(如仍在一般經營周期中，則可較長時間)，其被分類為流動負債；否則分類為非流動負債。

應付貿易及其他應付賬款初步以公允價值確認，其後利用實際利率法按攤銷成本計量。

#### 2.17 貸款

貸款初步按公允價值並扣除產生的交易成本確認。貸款其後按攤銷成本列賬。所得款項(扣除交易成本)與贖回價值的任何差額利用實際利率法於貸款期間內在綜合收益表確認。

為建立貸款融資所支付的費用，當部分或所有融資很可能使用時確認為貸款的交易成本。在該情況下，該費用在實際提取前將作為遞延支出。倘沒有任何證據表明部分或所有融資會被提取時，該費用將作為流動性服務之預付款項資本化，並在融資相關的期間內攤銷。

除非本集團有無條件權力於報告期末後遞延償還負債最少12個月，否則貸款均分類為流動負債。

### 2 SUMMARY OF SIGNIFICANT ACCOUNTING POLICIES (continued)

#### 2.15 Share capital

Ordinary shares are classified as equity. Incremental costs directly attributable to the issue of new shares or options are shown in equity as a deduction from the proceeds.

#### 2.16 Trade and other payables

Trade payables are obligations to pay for goods or services that have been acquired in the ordinary course of business from suppliers. Trade and other payables are classified as current liabilities if payment is due within one year or less (or in the normal operating cycle of the business if longer). If not, they are presented as non-current liabilities.

Trade and other payables are recognised initially at fair value and subsequently measured at amortised cost using the effective interest method.

#### 2.17 Borrowings

Borrowings are recognised initially at fair value, net of transaction costs incurred. Borrowings are subsequently stated at amortised cost; any difference between the proceeds (net of transaction costs) and the redemption value is recognised in the consolidated income statement over the period of the borrowings using the effective interest method.

Fees paid on the establishment of loan facilities are recognised as transaction costs of the loan to the extent that it is probable that some or all of the facility will be drawn down. In this case, the fee is deferred until the draw-down occurs. To the extent there is no evidence that it is probable that some or all of the facility will be drawn down, the fee is capitalised as a prepayment for liquidity services and amortised over the period of the facility to which it relates.

Borrowings are classified as current liabilities unless the Group has an unconditional right to defer settlement of the liability for at least 12 months after the end of the reporting period.

## 綜合財務報表附註 Notes to the Consolidated Financial Statements

### 2 主要會計政策概要(續)

#### 2.18 借貸成本

與收購、建築或生產合資格資產(即需要大量時間準備作擬定用途或出售的資產)直接相關的一般及特定借貸成本會計入該等資產的成本,直至資產大致上可供作其預定用途或出售為止。

合資格資產未獲撥付開支的特定借貸暫時投資賺取的投資收入自合資格撥充資本的借貸成本扣除。

所有其他借貸成本於產生期間透過損益確認。

#### 2.19 持作出售之非流動資產

分類為持作出售之非流動資產與綜合財務狀況表內之其他資產分開呈列。

若非流動資產的賬面值將主要透過出售交易而非持續使用而收回,且出售的可能性非常高時,則分類為持作出售。有關資產按賬面值與公平價值減去出售成本之較低者計量,惟已訂明獲豁免此項規定之資產除外,如遞延所得稅資產、僱員福利產生之資產、按公平價值計量之財務資產和投資物業以及保險合約之合約權利等。

減值虧損就資產任何初始或其後撇減至公平價值減去出售成本之數確認。倘資產之公平價值減去出售成本其後有任何增加,則確認收益,惟不得超過任何先前確認之累計減值虧損。在出售非流動資產之日期前並無確認之收益或虧損在終止確認日期確認。

非流動資產於歸為持作出售類別時不予折舊或攤銷。分類為持作出售的出售組別的負債應佔利息及其他開支繼續予以確認。

### 2 SUMMARY OF SIGNIFICANT ACCOUNTING POLICIES (continued)

#### 2.18 Borrowing cost

General and specific borrowing costs directly attributable to the acquisition, construction or production of qualifying assets, which are assets that necessarily take a substantial period of time to get ready for their intended use or sale, are added to the cost of those assets, until such time as the assets are substantially ready for their intended use or sale.

Investment income earned on the temporary investment of specific borrowings pending their expenditure on qualifying assets is deducted from the borrowing costs eligible for capitalisation.

All other borrowing costs are recognised in profit or loss in the period in which they are incurred.

#### 2.19 Non-current assets held for sale

Non-current assets classified as held for sale are presented separately from the other assets in the consolidated statement of financial position.

Non-current assets are classified as held for sale if their carrying amount will be recovered principally through a sale transaction rather than through continuing use and a sale is considered highly probable. They are measured at the lower of their carrying amount and fair value less costs to sell, except for assets such as deferred tax assets, assets arising from employee benefits, financial assets and investment property that are carried at fair value and contractual rights under insurance contracts, which are specifically exempt from this requirement.

An impairment loss is recognised for any initial or subsequent write-down of the asset to fair value less costs to sell. A gain is recognised for any subsequent increases in fair value less costs to sell of an asset, but not in excess of any cumulative impairment loss previously recognised. A gain or loss not previously recognised by the date of the sale of the non-current asset is recognised at the date of derecognition.

Non-current assets are not depreciated or amortised while they are classified as held for sale. Interest and other expenses attributable to the liabilities of a disposal group classified as held for sale continue to be recognised.

## 綜合財務報表附註 Notes to the Consolidated Financial Statements

### 2 主要會計政策概要(續)

#### 2.20 財務擔保合約

於發出擔保時確認為金融負債。負債初步以公允價值計量並其後根據香港財務報告準則第9號金融工具項下預期信貸損失模型釐定金額與初步確認之金額減去(倘適當)根據香港財務報告準則第15號客戶合約收益原則確認之收益累計金額兩者中之較高者。

財務擔保之公平價值釐定為債務工具之合約付款與在並無擔保下將須作出之付款之間的淨現金流量之差額之現值，或就承擔責任而可能須付予第三方之估計金額。

若按無償代價就附屬公司或聯營公司之貸款或其他應付賬款而作出擔保，有關公允價值則作為注資，並在本公司的財務報表內確認為投資成本的一部分。

#### 2.21 當期及遞延所得稅

當期稅項開支包括當期及遞延稅項。稅項在收益表中確認，但與其他全面收入或直接在權益中確認之項目有關者則除外。在該情況下，稅項亦分別在其他全面收入或直接在權益中確認。

##### (a) 當期所得稅

當期所得稅支出根據本公司附屬公司和聯營公司營運及產生應課稅收入之國家於報告期末已頒佈或實質頒佈的稅務法例計算。管理層就適用稅務法例詮釋所規限的情況定期評估報稅表的狀況，並在適用情況下根據預期須向稅務機關支付的稅款設定撥備。

### 2 SUMMARY OF SIGNIFICANT ACCOUNTING POLICIES (continued)

#### 2.20 Financial guarantee contracts

Financial guarantee contracts are recognised as a financial liability at the time the guarantee is issued. The liability is initially measured at fair value and subsequently at the higher of the amount determined in accordance with the expected credit loss model under HKFRS 9 Financial Instruments and the amount initially recognised less, where appropriate, the cumulative amount of income recognised in accordance with the principles of HKFRS 15 Revenue from Contracts with Customers.

The fair value of financial guarantees is determined as the present value of the difference in cash flows between the contractual payments under the debt instrument and the payments that would be required without the guarantee, or the estimated amount that would be payable to a third party for assuming the obligations.

Where guarantees in relation to loans or other payables of subsidiaries or associates are provided for no compensation, the fair values are accounted for as contributions and recognised as part of the cost of the investment in the financial statements of the Company.

#### 2.21 Current and deferred income tax

The tax expense for the period comprises current and deferred tax. Tax is recognised in the income statement, except to the extent that it relates to items recognised in other comprehensive income or directly in equity. In this case the tax is also recognised in other comprehensive income or directly in equity, respectively.

##### (a) Current income tax

The current income tax charge is calculated on the basis of the tax laws enacted or substantively enacted at the end of the reporting period in the countries where the Company's subsidiaries and associates operate and generate taxable income. Management periodically evaluates positions taken in tax returns with respect to situations in which applicable tax regulation is subject to interpretation. It establishes provisions where appropriate on the basis of amounts expected to be paid to the tax authorities.

## 綜合財務報表附註 Notes to the Consolidated Financial Statements

### 2 主要會計政策概要(續)

#### 2.21 當期及遞延所得稅(續)

##### (b) 遞延所得稅

###### 內在差異

遞延所得稅利用負債法確認資產和負債的稅基與資產和負債在綜合財務報表的賬面值的差額而產生的臨時差異。然而，若遞延所得稅負債來自對商譽的初步確認，以及若遞延所得稅來自在交易(不包括業務合併)中對資產或負債的初步確認，而在交易時不影響會計損益或應課稅利潤或虧損，皆不予確認或列賬。遞延所得稅採用在報告期末前已頒佈或實質上已頒佈，並在有關的遞延所得稅資產實現或遞延所得稅負債結算時預期將會適用的稅率(及法例)而釐定。

遞延所得稅資產僅會就很可能有未來應課稅利潤可用作抵銷臨時差異時確認。

### 2 SUMMARY OF SIGNIFICANT ACCOUNTING POLICIES (continued)

#### 2.21 Current and deferred income tax (continued)

##### (b) Deferred income tax

###### Inside basis differences

Deferred income tax is recognised, using the liability method, on temporary differences arising between the tax bases of assets and liabilities and their carrying amounts in the consolidated financial statements. However, deferred tax liabilities are not recognised if they arise from the initial recognition of goodwill, the deferred income tax is not accounted for if it arises from initial recognition of an asset or liability in a transaction other than a business combination that at the time of the transaction affects neither accounting nor taxable profit or loss. Deferred income tax is determined using tax rates (and laws) that have been enacted or substantively enacted by the end of the reporting period and are expected to apply when the related deferred income tax asset is realised or the deferred income tax liability is settled.

Deferred income tax assets are recognised only to the extent that it is probable that future taxable profit will be available against which the temporary differences can be utilised.

## 綜合財務報表附註 Notes to the Consolidated Financial Statements

### 2 主要會計政策概要(續)

#### 2.21 當期及遞延所得稅(續)

##### (b) 遞延所得稅(續)

###### 外在差異

遞延所得稅負債就附屬公司、聯營公司及合營安排的投資產生之應課稅臨時差異而撥備，但假若本集團能控制遞延所得稅負債撥回臨時差異之時間，以及臨時差異於可預見將來很有可能不會撥回則除外。一般而言，本集團無法控制聯營公司撥回臨時差異，只有訂立協議賦予本集團權力，可於可見未來控制臨時差異之撥回時，不予確認與源自聯營公司未分派利潤之應課稅臨時差異有關之遞延稅項負債。

遞延所得稅資產乃就投資附屬公司、聯營公司及合營安排而產生的可扣減臨時差異而確認，惟以有關臨時差異有可能於日後撥回且有可能動用充足的應課稅利潤抵銷有關臨時差異者為限。

##### (c) 抵銷

當有依法可執行的權利將當期所得稅資產與當期所得稅負債抵銷，且遞延所得稅資產和負債涉及由同一稅務機關對納稅主體或不同納稅主體但有意向以淨額基準結算所得稅結餘時，則可將遞延所得稅資產與負債互相抵銷。

### 2 SUMMARY OF SIGNIFICANT ACCOUNTING POLICIES (continued)

#### 2.21 Current and deferred income tax (continued)

##### (b) Deferred income tax (continued)

###### Outside basis differences

Deferred income tax liabilities are provided on taxable temporary differences arising from investments in subsidiaries, associates and joint arrangements, except for deferred income tax liability where the timing of the reversal of the temporary difference is controlled by the Group and it is probable that the temporary difference will not reverse in the foreseeable future. Generally the Group is unable to control the reversal of the temporary difference for associates. Only when there is an agreement in place that gives the Group the ability to control the reversal of the temporary difference in the foreseeable future, deferred tax liability in relation to taxable temporary differences arising from the associate's undistributed profits is not recognised.

Deferred income tax assets are recognised on deductible temporary differences arising from investments in subsidiaries, associates and joint arrangements only to the extent that it is probable the temporary difference will reverse in the future and there is sufficient taxable profit available against which the temporary difference can be utilised.

##### (c) Offsetting

Deferred income tax assets and liabilities are offset when there is a legally enforceable right to offset current tax assets against current tax liabilities and when the deferred income taxes assets and liabilities relate to income taxes levied by the same taxation authority on either the taxable entity or different taxable entities where there is an intention to settle the balances on a net basis.

## 綜合財務報表附註 Notes to the Consolidated Financial Statements

### 2 主要會計政策概要(續)

#### 2.22 僱員福利

##### (a) 退休金責任

集團公司設有多項界定供款退休金計劃。界定供款計劃為本集團據此向一獨立實體作出供款之退休金計劃。倘該基金並無足夠資產支付所有僱員於本期間及過往期間有關僱員服務所得之福利，本集團亦無進一步供款的法定或推定責任。

本集團按強制、合約或自願基準向公營或私人管理退休金保險計劃作出供款。一旦支付供款後，本集團即無進一步付款責任。供款於到期時確認為僱員福利開支。預付供款在可取得退回現金或日後付款減少的情況下確認為資產。

##### (b) 僱員應享假期

僱員的應享年假乃於應計予僱員時確認。僱員因提供服務而產生的應享年假乃按截至報告日之年假估計負債計算撥備。僱員應享病假及分娩假期僅於支取時才確認。

### 2 SUMMARY OF SIGNIFICANT ACCOUNTING POLICIES (continued)

#### 2.22 Employee benefits

##### (a) Pension obligations

Group companies participate in general defined contribution pension schemes. A defined contribution plan is a pension plan under which the Group pays fixed contributions into a separate entity. The Group has no legal or constructive obligations to pay further contributions if the fund does not hold sufficient assets to pay all employees the benefits relating to employee service in the current and prior periods.

The Group pays contributions to publicly or privately administered pension insurance plans on a mandatory, contractual or voluntary basis. The Group has no further payment obligations once the contributions have been paid. The contributions are recognised as employee benefit expense when they are due. Prepaid contributions are recognised as an asset to the extent that a cash refund or a reduction in the future payments is available.

##### (b) Employee leave entitlements

Employee entitlements to annual leave are recognised when they accrued to employees. A provision is made for the estimated liability for annual leave as a result of services rendered by employees up to the reporting date. Employee entitlements to sick leave and maternity leave are not recognised until the time of leave.



## 綜合財務報表附註 Notes to the Consolidated Financial Statements

### 2 主要會計政策概要(續)

#### 2.22 僱員福利(續)

##### (c) 終止服務福利

終止服務福利在本集團於正常退休日期前終止僱用或當僱員接受自願遣散以此換取此等福利時支付。本集團在可證明承諾如下時確認終止服務福利：根據詳細的正式計劃(無撤回的可能)終止現有僱員的僱傭；或因提出一項要約以鼓勵自願遣散而提供的終止服務福利。於報告期末後超過12個月到期的福利折現至現值計算。

##### (d) 利潤共享及花紅計劃

報告期末後十二個月內悉數到期之利潤共享及花紅計劃之撥備乃當本集團因僱員提供服務而產生現有法定或推定責任，且能可靠估計有關責任時予以確認。

#### 2.23 撥備

撥備於本集團因過往事件而有法定或推定責任；可能需要流出資源以結算責任及已可靠估計金額時確認。

### 2 SUMMARY OF SIGNIFICANT ACCOUNTING POLICIES (continued)

#### 2.22 Employee benefits (continued)

##### (c) Termination benefits

Termination benefits are payable when employment is terminated by the Group before the normal retirement date, or whenever an employee accepts voluntary redundancy in exchange for these benefits. The Group recognises termination benefits when it is demonstrably committed to either: terminating the employment of current employees according to a detailed formal plan without possibility of withdrawal; or providing termination benefits as a result of an offer made to encourage voluntary redundancy. Benefits falling due more than 12 months after the end of the reporting period are discounted to present value.

##### (d) Profit-sharing and bonus plans

Provisions for profit sharing and bonus plans due wholly within twelve months after the end of the reporting period are recognised when the Group has a present legal or constructive obligation as a result of services rendered by employees and a reliable estimate of the obligation can be made.

#### 2.23 Provisions

Provisions are recognised when the Group has a present legal or constructive obligation as a result of past events; it is probable that an outflow of resources will be required to settle the obligation; and the amount has been reliably estimated.

## 綜合財務報表附註 Notes to the Consolidated Financial Statements

### 2 主要會計政策概要(續)

#### 2.24 收益確認

##### (a) 貨品銷售

收益於產品的控制權在某個時間點轉移至客戶時確認，即產品已交付予客戶，客戶可全權酌情決定銷售產品的渠道及售價以及並無可能會影響客戶接納產品的未履行責任時確認。當產品已運送到指定地點，產品陳舊及遺失的風險已轉移至客戶。

應收款項於貨品交付時確認，因付款到期前僅須待時間過去，於該時間點代價並非條件。

##### (b) 利息收入

利息收入使用實際利率法按時間比例確認。

##### (c) 租金收入

租金收入於租賃期間以直線法確認。

##### (d) 股息收入

股息收入於收取款項的權利確定時確認。

### 2 SUMMARY OF SIGNIFICANT ACCOUNTING POLICIES (continued)

#### 2.24 Revenue recognition

##### (a) Sales of goods

Revenue is recognised when the control of the products are transferred to the customers at a point in time, being products are delivered to the customers, the customers have full discretion over the channel and price to sell the products, and there is no unfulfilled obligation that could affect the customers' acceptance of the products. Delivery occurs when the products have been shipped to the specified location, the risks of obsolescence and loss have been transferred to the customers.

A receivable is recognised when the goods are delivered as this is the point in time that the consideration is unconditional because only the passage of time is required before the payment is due.

##### (b) Interest income

Interest income is recognised on a time-proportion basis using the effective interest method.

##### (c) Rental income

Rental income is recognised on a straight-line basis over the lease periods.

##### (d) Dividend income

Dividend income is recognised when the right to receive payment is established.

## 綜合財務報表附註 Notes to the Consolidated Financial Statements

### 2 主要會計政策概要(續)

#### 2.25 政府補助

倘能夠合理確定本集團將收到政府補助及本集團符合所有附帶條件，即按其公允價值確認政府補助。

與成本有關的政府補助遞延至補助與擬補償成本需予配對的期間內，在綜合收益表確認。

與購入物業、廠房及設備有關的政府補助初步作為遞延政府補助計入負債，並於建設或購入該物業、廠房及設備時將已收政府補助按系統基準於有關資產之預期可使用年期於損益內確認。

#### 2.26 租賃

##### (a) 作為承租人

如租賃擁有權的大部分風險和回報由出租人保留，則分類為經營租賃。根據經營租賃支付的款項(扣除自出租人收取之任何獎勵金後)於租賃期內以直線法在綜合收益表扣除。

##### (b) 作為出租人

當資產根據經營租賃出租，資產於綜合財務狀況表按資產性質入賬。租賃收入於租賃期內以直線法確認。

### 2 SUMMARY OF SIGNIFICANT ACCOUNTING POLICIES (continued)

#### 2.25 Government grants

Grants from the government are recognised at their fair values where there is a reasonable assurance that the grant will be received and the Group will comply with all attached conditions.

Government grants relating to costs are deferred and recognised in the consolidated income statement over the period necessary to match them with the costs that they are intended to compensate.

Government grants relating to the purchase of property, plant and equipment are initially included in liabilities as deferred government grants and when such property, plant and equipment are built or purchased, the received government grants are recognised in profit or loss on a systematic basis over the expected useful lives of the related assets.

#### 2.26 Leases

##### (a) As a lessee

Leases in which a significant portion of the risks and rewards of ownership are retained by the lessor are classified as operating leases. Payments made under operating leases net of any incentives received from the lessor are charged to the consolidated income statement on a straight-line basis over the period of the lease.

##### (b) As a lessor

When assets are leased out under an operating lease, the asset is included in the consolidated statement of financial position based on the nature of the asset. Lease income is recognised over the term of the lease on a straight-line basis.

## 綜合財務報表附註 Notes to the Consolidated Financial Statements

### 2 主要會計政策概要(續)

#### 2.27 股息分派

向本公司股東分派的股息在股息獲本公司股東批准的期間內於本集團及本公司的財務報表確認為負債。

### 3 財務風險管理

#### 3.1 財務風險因素

本集團的業務承受著多類財務風險：市場風險(包括外匯風險及現金流量利率風險)、信貸風險及流動資金風險。本集團的整體風險管理計劃專注於金融市場的不可預測性，並尋求盡量減低對本集團財務表現可能產生之不利影響。本集團利用衍生金融工具對沖若干風險。

##### (a) 市場風險

###### (i) 外匯風險

本集團經營國際業務，故面對不同貨幣所產生之外匯風險。本集團之外幣資產、負債及交易主要以中國人民幣(「人民幣」)、美元(「美元」)及日圓(「日圓」)計值。該等貨幣並非與該等結餘有關的集團公司之功能貨幣。外匯風險主要源自未來商業交易、已確認資產及負債以及以人民幣、美元及日圓計值之淨投資。

本集團透過設置港幣、美元、日圓及人民幣銀行賬戶緩減此項風險，本集團使用該等賬戶支付以該等貨幣計值之交易。

### 2 SUMMARY OF SIGNIFICANT ACCOUNTING POLICIES (continued)

#### 2.27 Dividend distribution

Dividend distribution to the Company's shareholders is recognised as a liability in the Group's and the Company's financial statements in the period in which the dividends are approved by the Company's shareholders.

### 3 FINANCIAL RISK MANAGEMENT

#### 3.1 Financial risk factors

The Group's activities expose it to a variety of financial risks: market risk (including foreign exchange risk and cash flow interest rate risk), credit risk and liquidity risk. The Group's overall risk management programme focuses on the unpredictability of financial markets and seeks to minimise potential adverse effects on the Group's financial performance. The Group uses derivative financial instruments to hedge certain risk exposures.

##### (a) Market risk

###### (i) Foreign exchange risk

The Group operates internationally and is exposed to foreign exchange risk arising from various currency exposures. The Group's foreign currency assets, liabilities and transactions are principally denominated in Chinese renminbi ("RMB"), United States dollars ("US\$") and Japanese yen ("JPY"). These currencies are not the functional currencies of the Group entities to which these balances related. Foreign exchange risk mainly arises from future commercial transactions, recognised assets and liabilities and net investments denominated in RMB, US\$ and JPY.

The Group mitigates this risk by maintaining HK\$, US\$, JPY and RMB bank accounts which are used by the Group to pay for the transactions denominated in these currencies.

## 綜合財務報表附註

### Notes to the Consolidated Financial Statements

### 3 財務風險管理(續)

#### 3.1 財務風險因素(續)

##### (a) 市場風險(續)

##### (i) 外匯風險(續)

本集團在中國內地設有若干投資，其資產淨值以人民幣計值。人民幣與外幣之兌換，須遵照中國內地政府頒佈之外匯管制規則和法規。

於二零一八年十二月三十一日，倘人民幣兌美元貶值／升值5%而所有其他可變因素保持不變，本年度除稅後利潤將增加／減少港幣30,502,000元（二零一七年貶值／升值5%：港幣23,882,000元），主要來自換算以美元計值的應收及應付貿易賬款以及現金及現金等價物的外匯收益／虧損。

### 3 FINANCIAL RISK MANAGEMENT (continued)

#### 3.1 Financial risk factors (continued)

##### (a) Market risk (continued)

##### (i) Foreign exchange risk (continued)

The Group has certain investments in Mainland China, whose net assets are denominated in RMB. The conversion of RMB into foreign currencies is subject to the rules and regulations on the foreign exchange control promulgated by the Mainland China government.

At 31 December 2018, if RMB had weakened/strengthened by 5% against US\$ with all other variables held constant, post-tax profit for the year would have been HK\$30,502,000 (2017 by 5%: HK\$23,882,000) higher/lower, mainly as a result of foreign exchange gains/losses on translation of US\$- denominated trade receivables and payables and cash and cash equivalents.

## 綜合財務報表附註 Notes to the Consolidated Financial Statements

### 3 財務風險管理(續)

#### 3.1 財務風險因素(續)

##### (a) 市場風險(續)

##### (i) 外匯風險(續)

於二零一八年十二月三十一日，倘港幣兌人民幣貶值／升值5%而所有其他可變因素保持不變，本年度除稅後利潤將減少／增加港幣13,000元(二零一七年貶值／升值5%：增加／減少港幣133,000元)，主要來自換算以人民幣計值的應收及應付貿易賬款以及現金及現金等價物的外匯虧損／收益。

於二零一八年十二月三十一日，倘港幣兌日圓貶值／升值10%而所有其他可變因素保持不變，本年度除稅後利潤將增加／減少港幣378,000元(二零一七年貶值／升值10%：減少／增加港幣215,000元)，主要來自換算以日圓計值的應付貿易賬款以及現金及現金等價物的外匯收益／虧損。

### 3 FINANCIAL RISK MANAGEMENT (continued)

#### 3.1 Financial risk factors (continued)

##### (a) Market risk (continued)

##### (i) Foreign exchange risk (continued)

At 31 December 2018, if HK\$ had weakened/strengthened by 5% against RMB with all other variables held constant, post-tax profit for the year would have been HK\$13,000 (2017 by 5%: HK\$133,000 higher/lower) lower/higher, mainly as a result of foreign exchange losses/gains on translation of RMB-denominated trade receivables and payables and cash and cash equivalents.

At 31 December 2018, if HK\$ had weakened/strengthened by 10% against JPY with all other variables held constant, post-tax profit for the year would have been HK\$378,000 (2017 by 10%: HK\$215,000 lower/higher) higher/lower, mainly as a result of foreign exchange gains/losses on translation of JPY-denominated trade payables and cash and cash equivalents.

## 綜合財務報表附註 Notes to the Consolidated Financial Statements

### 3 財務風險管理(續)

#### 3.1 財務風險因素(續)

##### (a) 市場風險(續)

##### (ii) 現金流量利率風險

本集團因計息資產及負債利率變動而面對利率風險。現金流量利率風險指市場利率變動而將影響可變利率金融工具產生之現金流量之風險。本集團之計息資產主要包括銀行存款。本集團之浮動利率借款將受當前市場利率波動影響，並將使本集團面對現金流量利率風險。

本集團使用利率掉期管理其現金流量利率風險。一般而言，本集團以浮動利率籌措長期借款，並掉為假使本集團直接按固定利率借款可取得較低之固定利率。

於二零一八年十二月三十一日，倘銀行貸款利率增加／減少1%而所有其他可變因素保持不變，本年度除稅後利潤將減少／增加港幣21,612,000元(二零一七年：港幣20,081,000元)，主要由於浮息銀行貸款之利息開支增加／減少。

##### (b) 信貸風險

本集團之信貸風險主要來自現金及銀行存款以及客戶之信貸承擔，例如應收貿易賬款、按公允價值計入其他全面收入的金融資產、向合營企業貸款、訂金及其他應收賬款。現金及銀行存款之信貸風險有限，原因是本集團主要將存款存放於高信貸評級之銀行，管理層預料不會因該等銀行違約而導致任何虧損。

### 3 FINANCIAL RISK MANAGEMENT (continued)

#### 3.1 Financial risk factors (continued)

##### (a) Market risk (continued)

##### (ii) Cash flow interest rate risk

The Group is exposed to interest rate risk through the impact of rate changes on interest bearing assets and liabilities. Cash flow interest rate risk is the risk that changes in market interest rates will impact cash flows arising from variable rate financial instruments. The Group's interest bearing assets mainly include deposits at bank. The Group's floating rate borrowings will be affected by fluctuation of prevailing market interest rates and will expose the Group to cash flow interest rate risk.

The Group manages its cash flow interest rate risk by using interest rate swaps. Generally, the Group raises long-term borrowings at floating rates and swaps them into fixed rates that are lower than those available if the Group borrowed at fixed rates directly.

As at 31 December 2018, if interest rate on bank borrowings had been 1% higher/lower with all variables held constant, post-tax profit for the year would have been HK\$21,612,000 (2017: HK\$20,081,000) lower/higher, mainly as a result of higher/lower interest expense on floating rate bank borrowings.

##### (b) Credit risk

Credit risk of the Group mainly arises from cash and bank deposits as well as credit exposures to customers such as trade receivables, financial assets at fair value through other comprehensive income, loans to joint ventures, deposits and other receivables. The credit risk on cash and bank deposits is limited because the Group mainly places the deposits in banks with high credit rating and management does not expect any losses from non-performance by these banks.

## 綜合財務報表附註 Notes to the Consolidated Financial Statements

### 3 財務風險管理(續)

#### 3.1 財務風險因素(續)

##### (b) 信貸風險(續)

###### (1) 風險管理

為管理信貸風險，本集團已考慮相關擔保及與對手方之長期業務關係。本集團已制訂政策，確保按信貸條款獲銷售產品之客戶均具有良好信貸紀錄，而本集團亦會定期評估客戶的信貸狀況。本集團通常不要貿易債務人提供抵押品。於二零一八年十二月三十一日，五名(二零一七年：五名)客戶佔本集團年末應收貿易賬款總結餘76%(二零一七年：73%)，故本集團面對信貸風險集中的情況。管理層經考慮該等客戶的財務狀況及過往經驗，認為有關該等客戶的信貸風險十分輕微。本集團過往未收回之應收貿易賬款及其他應收賬款並無超出有關撥備額，而董事認為，已就不可收回的應收賬款作出足夠撥備。

### 3 FINANCIAL RISK MANAGEMENT (continued)

#### 3.1 Financial risk factors (continued)

##### (b) Credit risk (continued)

###### (1) Risk management

To manage credit risk, the Group has considered the underlying security and the long-established business relationship with the counterparty. The Group has policies in place to ensure that sales of products on credit terms are made to customers with an appropriate credit history and the Group performs periodic credit evaluations of its customers. Normally the Group does not require collaterals from trade debtors. As at 31 December 2018, the Group has a concentration of credit risk given that the top five (2017: five) customers account for 76% (2017: 73%) of the Group's total year end trade receivable balance. Management considers that the credit risk in respect of these customers is minimal after considering the financial position and past experience with these customers. The Group's historical experience in collection of trade and other receivables falls within the recorded allowances and the Directors are of the opinion that adequate provision for uncollectible accounts receivable has been made.



## 綜合財務報表附註 Notes to the Consolidated Financial Statements

### 3 財務風險管理(續)

#### 3.1 財務風險因素(續)

##### (b) 信貸風險(續)

##### (1) 風險管理(續)

本集團其他金融資產(包括受限制現金、短期銀行存款、現金及現金等價物、按公允價值計入其他全面收入的金融資產、貸款予合營企業、訂金及其他應收賬款)之信貸風險來自對手方違約，而面臨的最大信貸風險相等於該等工具之賬面值。

##### (2) 金融資產減值

##### (i) 應收貿易賬款

本集團應收貿易賬款應用信貸損失模型。

本集團應用香港財務報告準則第9號計量預期信貸損失之簡化方法，就所有應收貿易賬款使用年期預期虧損撥備。

為計量預期信貸損失，本集團根據客戶性質及共同信貸風險特徵將其應收貿易賬款分類。

預期虧損率基於二零一八年十二月三十一日或二零一八年一月一日前36個月以上的銷售付款情況以及此期間相應的歷史信貸虧損經驗。歷史虧損率會進行調整，以反映影響客戶結清應收貨款能力的宏觀經濟因素的當前和前瞻性資料。

### 3 FINANCIAL RISK MANAGEMENT (continued)

#### 3.1 Financial risk factors (continued)

##### (b) Credit risk (continued)

##### (1) Risk management (continued)

The credit risk of the Group's other financial assets, which comprise, restricted cash, short-term bank deposits, cash and cash equivalents, financial assets at fair value through other comprehensive income, loans to joint ventures, deposits and other receivables, arises from default of the counterparty, with a maximum exposure equal to the carrying amounts of these instruments.

##### (2) Impairment of financial assets

##### (i) Trade receivables

The trade receivables of the Group are subject to the expected credit loss model.

The Group applies the HKFRS 9 simplified approach to measuring expected credit losses which uses a lifetime expected loss allowance for all trade receivables.

To measure expected credit losses, the Group categorises its trade receivables based on the nature of customer accounts and shared credit risk characteristics.

The expected loss rates are based on the payment profiles of sales over a period of 36 months before 31 December 2018 or 1 January 2018 respectively and the corresponding historical credit losses experienced within this period. The historical loss rates are adjusted to reflect current and forward-looking information on macroeconomic factors affecting the ability of the customers to settle the receivables.

## 綜合財務報表附註 Notes to the Consolidated Financial Statements

### 3 財務風險管理(續)

### 3 FINANCIAL RISK MANAGEMENT (continued)

#### 3.1 財務風險因素(續)

#### 3.1 Financial risk factors (continued)

##### (b) 信貸風險(續)

##### (b) Credit risk (continued)

##### (2) 金融資產減值(續)

##### (2) Impairment of financial assets (continued)

##### (i) 應收貿易賬款(續)

##### (i) Trade receivables (continued)

在此基準上，於二零一八年十二月三十一日及二零一八年一月一日就應收貿易賬款之虧損撥備(於採納香港財務報告準則第9號後)釐定如下：

On that basis, the loss allowance as at 31 December 2018 and 1 January 2018 (on adoption of HKFRS 9) was determined as follows for trade receivables:

		二零一八年十二月三十一日				合計
		即期	逾期 1-60日 1-60 days past due	逾期 61-90日 61-90 days past due	逾期 超過90日 Over 90 days past due	
		31 December 2018	Current	due	due	Total
賬面值總額(港幣千元)	Gross carrying amount (HK\$'000)	826,534	115,538	452	1,356	943,880
虧損撥備(港幣千元)	Loss allowance (HK\$'000)	(1,626)	(239)	-	(1)	(1,866)
<hr/>						
		二零一八年一月一日				合計
		即期	逾期 1-60日 1-60 days past due	逾期 61-90日 61-90 days past due	逾期 超過90日 Over 90 days past due	
		1 January 2018	Current	due	due	Total
賬面值總額(港幣千元)	Gross carrying amount (HK\$'000)	787,365	117,762	3,725	1,432	910,284
虧損撥備(港幣千元)	Loss allowance (HK\$'000)	-	-	-	-	-

應收貿易賬款之減值虧損呈列為營運利潤內減值損失淨額。其後收回之先前已撇銷金額於同一個項目計入。

Impairment losses on trade receivables are presented as net impairment losses within operating profit. Subsequent recoveries of amounts previously written off are credited against the same line item.

## 綜合財務報表附註 Notes to the Consolidated Financial Statements

### 3 財務風險管理(續)

#### 3.1 財務風險因素(續)

##### (b) 信貸風險(續)

##### (2) 金融資產減值(續)

##### (i) 應收貿易賬款(續)

有關應收貿易賬款減值之早前會計政策

於早前年度，當存在客觀證據證明於因為首次確認資產後發生一宗或多宗事件導致出現減值(「損失事項」)，而該宗(或該等)損失事項對估計未來應收貿易賬款現金流量的現值(不包括未產生之未來信貸損失)產生影響。

本集團管理層視下列為損失事件之指標：

- 債務人出現重大財務困難
- 債務人可能將申請破產或財務重組

虧損金額會於綜合損益表中確認。

### 3 FINANCIAL RISK MANAGEMENT (continued)

#### 3.1 Financial risk factors (continued)

##### (b) Credit risk (continued)

##### (2) Impairment of financial assets (continued)

##### (i) Trade receivables (continued)

Previous accounting policy for impairment of trade receivables

In the prior year, the impairment of trade receivables was incurred when there is objective evidence of impairment as a result of one or more events that occurred after the initial recognition of the asset (a “loss event”) and that loss event (or events) has an impact on the present value of estimated future cash flows (excluding future credit losses that have not been incurred) of the trade receivables.

The management of the Group considered the following as indicator of loss event:

- significant financial difficulties of debtor
- probability that the debtor will enter bankruptcy or financial re-organisation

The amount of the loss is recognised in the consolidated statement of profit or loss.

## 綜合財務報表附註 Notes to the Consolidated Financial Statements

### 3 財務風險管理(續)

#### 3.1 財務風險因素(續)

##### (b) 信貸風險(續)

##### (2) 金融資產減值(續)

##### (ii) 以攤銷成本列賬之其他金融資產

以攤銷成本列賬之其他金融資產包括貸款予合營企業及其他應收賬款。管理層經考慮合營企業的財務狀況，認為向有關實體貸款的信貸風險極微。管理層已對該等結餘的可收回程度進行評估，預期並不會因為該等公司不履行責任而導致任何損失。管理層考慮以攤銷成本列賬之其他金融資產信用風險較低，並未根據該等其他金融資產的過往結算模式及對手方的前瞻性可收回性分析，為以攤銷成本列賬之其他金融資產提供虧損撥備。

儘管現金及現金等價物、短期銀行存款及受限制現金亦須遵守香港財務報告準則第9號的減值規定，但已識別的減值虧損並不重大。

### 3 FINANCIAL RISK MANAGEMENT (continued)

#### 3.1 Financial risk factors (continued)

##### (b) Credit risk (continued)

##### (2) Impairment of financial assets (continued)

##### (ii) Other financial assets at amortised cost

Other financial assets at amortised cost include loans to joint ventures and other receivables. Management considers the credit risk on loans to joint ventures is minimal after considering the financial conditions of these entities. Management has performed assessment over the recoverability of these balances and management does not expect any losses from non-performance by these companies. Management consider low credit risk for other financial assets at amortised cost and did not provide loss allowance for other financial assets at amortised cost based on the historical settlement pattern of these other financial assets and the forward looking recoverability analysis of the counterparties.

While cash and cash equivalents, short-term bank deposits and restricted cash are also subject to the impairment requirements of HKFRS 9, the identified impairment loss was immaterial.

## 綜合財務報表附註

### Notes to the Consolidated Financial Statements

### 3 財務風險管理(續)

#### 3.1 財務風險因素(續)

##### (c) 流動資金風險

審慎的流動資金風險管理包括保持充裕現金和透過可得信用額度獲取充足資金的能力。董事之目標是通過信貸額度以保持資金的靈活性。

本集團之政策為定期監察其流動資金需要、有否履行借貸責任及與往來銀行的關係，以確保具有足夠現金儲備、可隨時套現的有價證券及來自主要金融機構的資金來源，以應付短期及長期流動資金需要。

下表展示本集團非衍生金融負債於報告期末之餘下合約年期，其根據未折現現金流(包括按合約利率或(如屬浮息)按結算日利率計算之利息付款)及本集團最早須還款日期。由於在12個月內到期結餘之折現影響並不重大，故該等到期結餘等於其賬面值。

### 3 FINANCIAL RISK MANAGEMENT (continued)

#### 3.1 Financial risk factors (continued)

##### (c) Liquidity risk

Prudent liquidity risk management implies maintaining sufficient cash and the availability of funding through an adequate amount of available credit facilities. The Directors aim to maintain flexibility in funding by keeping credit lines available.

The Group's policy is to regularly monitor its liquidity requirements, its compliance with lending covenants and its relationship with its bankers to ensure that it maintains sufficient reserves of cash and readily realisable marketable securities and adequate committed lines of funding from major financial institutions to meet its liquidity requirements in the short and longer term.

The following tables show the remaining contractual maturities at the end of the reporting period of the Group's non-derivative financial liabilities, based on undiscounted cash flows (including interest payments computed using contractual rates or, if floating, based on rates current at the balance sheet date) and the earliest date the Group can be required to pay. Balances due within 12 months equal their carrying balances, as the impact of discounting is not significant.

## 綜合財務報表附註 Notes to the Consolidated Financial Statements

### 3 財務風險管理(續)

#### 3.1 財務風險因素(續)

##### (c) 流動資金風險(續)

特別就具有於要求時償還條文並可由銀行全權酌情行使的按揭貸款而言，有關分析列示實體須還款的最早期間(即借方行使其無條件權力要求即時還款)的現金外流。其他銀行貸款的到期日分析乃根據預定還款期呈列。

### 3 FINANCIAL RISK MANAGEMENT (continued)

#### 3.1 Financial risk factors (continued)

##### (c) Liquidity risk (continued)

Specifically, for mortgage loan which contains a repayment on demand clause that can be exercised at the bank's sole discretion, the analysis shows the cash outflow based on the earliest period in which the entity can be required to pay, that is if the lenders were to invoke their unconditional rights to call the loans with immediate effect. The maturity analysis for other bank borrowings is prepared based on the scheduled repayment dates.

		到期日分析 Maturity Analysis					
		於要求時	1年內	1至2年	2至5年	5年以上	總額
		On demand	Less than 1 year	Between 1 and 2 years	Between 2 and 5 years	Over 5 years	Total
		港幣千元 HK\$'000	港幣千元 HK\$'000	港幣千元 HK\$'000	港幣千元 HK\$'000	港幣千元 HK\$'000	港幣千元 HK\$'000
<b>綜合</b>	<b>Consolidated</b>						
於二零一七年 十二月三十一日	At 31 December 2017						
應付貿易賬款	Trade payables	-	693,654	-	-	-	693,654
應計費用及其他 應付賬款	Accruals and other payables	-	361,594	-	-	-	361,594
信託收據銀行貸款	Trust receipt bank loan	-	289,807	-	-	-	289,807
具有於要求時償還 條文的按揭貸款	Mortgage loan subject to a repayment on demand clause	17,250	-	-	-	-	17,250
其他銀行貸款	Other bank borrowings	-	386,530	93,360	1,326,200	-	1,806,090
		17,250	1,731,585	93,360	1,326,200	-	3,168,395
於二零一八年 十二月三十一日	At 31 December 2018						
應付貿易賬款	Trade payables	-	761,875	-	-	-	761,875
應計費用及其他 應付賬款	Accruals and other payables	-	227,398	2,845	8,536	-	238,779
合約負債	Contract liabilities	-	129,993	-	-	-	129,993
信託收據銀行貸款	Trust receipt bank loan	-	309,504	-	-	-	309,504
具有於要求時償還 條文的按揭貸款	Mortgage loan subject to a repayment on demand clause	10,350	-	-	-	-	10,350
其他銀行貸款	Other bank borrowings	-	477,399	556,594	930,219	-	1,964,212
		10,350	1,906,169	559,439	938,755	-	3,414,713

## 綜合財務報表附註 Notes to the Consolidated Financial Statements

### 3 財務風險管理(續)

#### 3.1 財務風險因素(續)

##### (c) 流動資金風險(續)

下表綜合具有於要求時償還條文的按揭貸款的到期日分析，其根據貸款協議所載之議定還款期。金額包括按合約利率計算的利息付款。因此，該等金額大於上文到期日分析中「於要求時」時間範圍所披露的金額。經考慮本集團之財務狀況，董事認為銀行不太可能行使權利要求即時還款。董事相信有關按揭貸款將按照貸款協議所載之議定還款期償還。

### 3 FINANCIAL RISK MANAGEMENT (continued)

#### 3.1 Financial risk factors (continued)

##### (c) Liquidity risk (continued)

The table below summarises the maturity analysis of mortgage loan with a repayment on demand clause based on agreed scheduled repayments set out in the loan agreement. The amounts include interest payments computed using contractual rates. As a result, these amounts were greater than the amounts disclosed in the 'on demand' time band in the maturity analysis contained above. Taking into account the Group's financial position, the Directors do not consider that it is probable that the bank will exercise its discretion to demand immediate repayment. The Directors believe that such mortgage loan will be repaid in accordance with the scheduled repayment date set out in the loan agreements.

到期日分析 – 具有於要求時償還條文的按揭貸款，根據預定還款期：

Maturity Analysis – Mortgage loans subject to a repayment  
on demand clause based on scheduled repayments:

	於要求時	1年內	1年以上 但少於2年 More than 1 year but less than 2 years	2年以上 但少於5年 More than 2 years but less than 5 years	5年以上	未折現現金 流量總額 Total undiscounted cash flows	
	On demand	Within 1 year	More than 1 year but less than 2 years	More than 2 years but less than 5 years	More than 5 years	Total undiscounted cash flows	
	港幣千元 HK\$'000	港幣千元 HK\$'000	港幣千元 HK\$'000	港幣千元 HK\$'000	港幣千元 HK\$'000	港幣千元 HK\$'000	
於二零一七年 十二月三十一日	31 December 2017	-	7,132	7,018	3,467	-	17,617
於二零一八年 十二月三十一日	31 December 2018	-	7,107	3,479	-	-	10,586

## 綜合財務報表附註 Notes to the Consolidated Financial Statements

### 3 財務風險管理(續)

#### 3.2 資本風險管理

本集團的資金管理目標是確保本集團能持續營運，繼續為股東提供回報並為其他持份者帶來利益，同時維持最佳的資本結構以減低資金成本。

為維持或調整資本結構，本集團可能會調整支付予股東的股息金額、向股東退回資本、發行新股份或出售資產以降低債務。

與其他同業一致，本集團以淨資產負債比率作為監控資本的基準。該比率按淨負債除以總權益計算。淨負債按總貸款減短期銀行存款及現金及現金等價物計算。

本集團於二零一八年十二月三十一日之淨資產負債比率為25%（二零一七年：33%）。淨資產負債比率減少乃由於總權益增加所致。

#### 3.3 公允價值估計

下列金融資產及負債之公允價值與其賬面值相若：

- 應收貿易及其他應收賬款
- 受限制現金
- 短期銀行存款
- 現金及現金等價物
- 應付貿易及其他應付賬款
- 合約負債
- 銀行貸款

### 3 FINANCIAL RISK MANAGEMENT (continued)

#### 3.2 Capital risk management

The Group's objectives when managing capital are to safeguard the Group's ability to continue as a going concern in order to provide returns for shareholders and benefits for other stakeholders and to maintain an optimal capital structure to reduce the cost of capital.

In order to maintain or adjust the capital structure, the Group may adjust the amount of dividends paid to shareholders, return capital to shareholders, issue new shares or sell assets to reduce debt.

Consistent with others in the industry, the Group monitors capital on the basis of net gearing ratio. The ratio is calculated as net debt divided by total equity. Net debt is calculated as total borrowings less short-term bank deposits and cash and cash equivalents.

The Group's net gearing ratio was 25% (2017: 33%) as at 31 December 2018. The decrease in net gearing ratio was due to increase in total equity.

#### 3.3 Fair value estimation

The fair value of the following financial assets and liabilities approximate their carrying amounts:

- Trade and other receivables
- Restricted cash
- Short-term bank deposits
- Cash and cash equivalents
- Trade and other payables
- Contract liabilities
- Bank borrowings



## 綜合財務報表附註 Notes to the Consolidated Financial Statements

### 3 財務風險管理(續)

#### 3.3 公允價值估計(續)

下表載列以估值法計量按公允價值列賬之金融工具分析。不同等級之定義如下：

- 可識別資產或負債在活躍市場報價(未經調整)(第1級)。
- 除第1級計及的報價外，就資產或負債直接(即價格)或間接(即自價格所得)觀察所得參數(第2級)。
- 並非基於可觀察市場數據(無法觀察參數)之資產或負債之參數(第3級)。

下表呈列本集團於二零一七年十二月三十一日按公允價值計量之資產及負債。

### 3 FINANCIAL RISK MANAGEMENT (continued)

#### 3.3 Fair value estimation (continued)

The table below analyses financial instruments carried at fair value by valuation method. The different levels have been defined as follows:

- Quoted prices (unadjusted) in active markets for identical assets or liabilities (level 1).
- Inputs other than quoted prices included within level 1 that are observable for the asset or liability, either directly (that is, as prices) or indirectly (that is, derived from prices) (level 2).
- Inputs for the asset or liability that are not based on observable market data (that is, unobservable inputs) (level 3).

The following table presents the Group's assets and liabilities that are measured at fair value at 31 December 2017.

		第1級 Level 1 港幣千元 HK\$'000	第2級 Level 2 港幣千元 HK\$'000	第3級 Level 3 港幣千元 HK\$'000	總額 Total 港幣千元 HK\$'000
<b>資產</b>	<b>Assets</b>				
可供出售金融資產	Available-for-sale financial assets	689	–	2,500	3,189
<b>負債</b>	<b>Liabilities</b>				
衍生金融工具	Derivative financial instruments	–	4,221	–	4,221

## 綜合財務報表附註 Notes to the Consolidated Financial Statements

### 3 財務風險管理(續)

### 3 FINANCIAL RISK MANAGEMENT (continued)

#### 3.3 公允價值估計(續)

#### 3.3 Fair value estimation (continued)

下表呈列本集團於二零一八年十二月三十一日按公允價值計量之資產及負債。

The following table presents the Group's assets and liabilities that are measured at fair value at 31 December 2018.

		第1級 Level 1 港幣千元 HK\$'000	第2級 Level 2 港幣千元 HK\$'000	第3級 Level 3 港幣千元 HK\$'000	總額 Total 港幣千元 HK\$'000
<b>資產</b>	<b>Assets</b>				
按公允價值計入 其他全面收入之 金融資產	Financial assets at fair value through other comprehensive income	199	–	4,162	4,361
<b>負債</b>	<b>Liabilities</b>				
衍生金融工具	Derivative financial instruments	–	1,801	–	1,801

期內，第1級、第2級及第3級之間並無轉移。

There were no transfers between Levels 1, 2 and 3 during the period.

期內，估值技巧並無其他變動。

There were no other changes in valuation techniques during the period.

#### (a) 第1級金融工具

#### (a) Financial instruments in level 1

在活躍市場買賣的金融工具之公允價值根據報告日的市場報價列賬。倘該報價可方便及定期自交易所、經銷商、經紀、行業集團、股價服務或監管機構獲得，而該等報價反映實際及定期按公平原則進行之市場交易，則該市場視為活躍市場。本集團持有的金融資產的市場報價為當時買盤價。該等工具計入第1級。

The fair value of financial instruments traded in active markets is based on quoted market prices at the reporting date. A market is regarded as active if quoted prices are readily and regularly available from an exchange, dealer, broker, industry group, pricing service, or regulatory agency, and those prices represent actual and regularly occurring market transactions on an arm's length basis. The quoted market price used for financial assets held by the Group is the current bid price. These instruments are included in level 1.

## 綜合財務報表附註 Notes to the Consolidated Financial Statements

### 3 財務風險管理(續)

#### 3.3 公允價值估計(續)

##### (b) 第2級金融工具

並非在活躍市場買賣的金融工具(例如場外衍生工具)的公允價值乃使用估值技巧釐定。該等估值技巧盡量使用可取得之可觀察市場數據，並盡可能減少依賴實體特定估計。倘工具公允價值之全部所需重要參數均可觀察，則該工具計入第2級。

第2級衍生金融工具包括利率掉期，其公允價值乃使用估值技巧釐定。該等估值技巧盡量使用可取得之可觀察市場數據，並盡可能減少依賴實體特定估計。

### 3 FINANCIAL RISK MANAGEMENT (continued)

#### 3.3 Fair value estimation (continued)

##### (b) Financial instruments in level 2

The fair value of financial instruments that are not traded in an active market (for example, over-the-counter derivatives) is determined by using valuation techniques. These valuation techniques maximise the use of observable market data where it is available and rely as little as possible on entity specific estimates. If all significant inputs required to fair value an instrument are observable, the instrument is included in level 2.

Level 2 derivative financial instruments comprise interest rate swaps. The fair value of interest rate swaps is determined by using valuation techniques. These valuation techniques maximise the use of observable market data where it is available and rely as little as possible on entity specific estimates.

## 綜合財務報表附註 Notes to the Consolidated Financial Statements

### 3 財務風險管理(續)

#### 3.3 公允價值估計(續)

##### (c) 第3級金融工具

倘一項或多項重大參數並非基於可觀察市場數據，則工具計入第3級。

下表呈列截至二零一八年十二月三十一日止年度第3級工具之變動。

### 3 FINANCIAL RISK MANAGEMENT (continued)

#### 3.3 Fair value estimation (continued)

##### (c) Financial instruments in level 3

If one or more of the significant inputs is not based on observable market data, the instrument is included in level 3.

The following table presents the changes in level 3 instruments for the year ended 31 December 2018.

		可供出售 金融資產 Available-for-sale financial assets 港幣千元 HK\$'000	按公允價值計入 其他全面收入的 金融資產 Financial assets at fair value through other comprehensive income 港幣千元 HK\$'000
年初結餘 — 香港會計準則第39號	Opening balance — HKAS 39	2,500	—
由可供出售金融資產重新分類 投資為按公允價值計入其他 全面收入的金融資產	Reclassify investments from available-for-sale financial assets to financial assets at fair value through other comprehensive income	(2,500)	2,500
年初結餘(經重列) — 香港財務報告準則第9號	Opening balance (restated) — HKFRS 9	—	2,500
按公允價值計入其他全面收入 的金融資產公允價值變動	Changes in fair value of financial assets at fair value through other comprehensive income	—	1,662
年終結餘	Closing balance	—	4,162

## 綜合財務報表附註 Notes to the Consolidated Financial Statements

### 3 財務風險管理(續)

#### 3.3 公允價值估計(續)

##### (c) 第3級金融工具(續)

下表呈列截至二零一七年十二月三十一日止年度第3級工具之變動：

		可供出售金融資產 Available-for-sale financial assets 港幣千元 HK\$'000
年初結餘	Opening balance	–
添置	Additions	2,500
年終結餘	Closing balance	2,500

### 4 重大會計估計及判斷

估計及判斷須持續評估，並基於過往經驗及其他因素，包括依據當時情況相信屬未來事件的合理預期。

本集團就未來作出估計及假設。產生的會計估計顧名思義多數與有關實際結果不同。對下一財政年度有重大風險，造成資產與負債賬面值須作出重大調整的估計及假設載於下文。

#### (a) 物業、廠房及設備之使用年限

本集團管理層釐定其物業、廠房及設備的估計使用年限與相關折舊開支。該估計乃根據同類性質及功能之物業、廠房及設備實際使用年限的過往經驗作出。倘使用年限早於先前估計之年限，管理層會增加折舊支出，或註銷或撇減已棄用或出售之技術過時或非戰略性資產。實際經濟年期或會與估計使用期限不同。定期檢討可能使可折舊年期出現變動，因而導致未來期間之折舊開支有所變動。

### 3 FINANCIAL RISK MANAGEMENT (continued)

#### 3.3 Fair value estimation (continued)

##### (c) Financial instruments in level 3 (continued)

The following table presents the changes in level 3 instruments for the year ended 31 December 2017:

### 4 CRITICAL ACCOUNTING ESTIMATES AND JUDGEMENTS

Estimates and judgements are continually evaluated and are based on historical experience and other factors, including expectations of future events that are believed to be reasonable under the circumstances.

The Group makes estimates and assumptions concerning the future. The resulting accounting estimates will, by definition, seldom equal the related actual results. The estimates and assumptions that have a significant risk of causing a material adjustment to the carrying amounts of assets and liabilities within the next financial year are addressed below.

#### (a) Useful lives of property, plant and equipment

The Group's management determines the estimated useful lives, and related depreciation charges for its property, plant and equipment. This estimate is based on the historical experience of the actual useful lives of property, plant and equipment of similar nature and functions. Management will increase the depreciation charges where useful lives are less than previously estimated lives. It will write-off or write-down technically obsolete or non-strategic assets that have been abandoned or sold. Actual economic lives may differ from estimated useful lives. Periodic review could result in a change in depreciable lives and therefore depreciation expense in future periods.

## 綜合財務報表附註 Notes to the Consolidated Financial Statements

### 4 重大會計估計及判斷(續)

#### (b) 非金融資產之減值

倘有任何事件或情況變化顯示非金融資產之賬面值可能無法收回，則須作出減值檢討。可收回金額乃依據使用價值計算或市場估值而釐定。該等計算方法須運用判斷及估計。

管理層須判斷資產是否減值，尤其是評估：(i)是否已發生可能顯示有關資產價值可能無法收回之事件；(ii)可收回款項(即按業務中持續使用資產而估計公允價值減銷售成本或未來現金流量淨現值(以較高者為準))是否達致該項資產之賬面值；及(iii)於編製現金流量預測時使用適當的主要假設，包括是否採用適當利率折現該等現金流量預測。

倘管理層評估減值之假設有變(包括現金流量預測所採用之折現率或增長率假設)，或會影響減值測試所使用的淨現值，因而影響本集團財務狀況及營運業績。

#### (c) 投資物業之公允價值

投資物業之估值乃根據香港測量師學會頒佈的「物業估值準則」進行。有關估值每半年由合資格估值師檢討，彼會考慮於相關市場可得之可資比較銷售交易。

計算估值時採用的假設如有變動，則可能會出現導致財務狀況表的賬面值須作出重大調整的重大風險。

### 4 CRITICAL ACCOUNTING ESTIMATES AND JUDGEMENTS (continued)

#### (b) Impairment of non-financial assets

Non-financial assets are reviewed for impairment whenever events or changes in circumstances indicate that the carrying amount may not be recoverable. The recoverable amounts have been determined based on value-in-use calculations or market valuations. These calculations require the use of judgements and estimates.

Management judgement is required in the area of asset impairment particularly in assessing: (i) whether an event has occurred that may indicate that the related asset values may not be recoverable; (ii) whether the carrying value of an asset can be supported by the recoverable amount, being the higher of fair value less costs to sell or net present value of future cash flows which are estimated based upon the continued use of the asset in the business; and (iii) the appropriate key assumptions to be applied in preparing cash flow projections including whether these cash flow projections are discounted using an appropriate rate.

Changing the assumptions selected by management in assessing impairment, including the discount rates or the growth rate assumptions in the cash flow projections, could affect the net present value used in the impairment test and as a result affect the Group's financial position and results of operations.

#### (c) Fair value of investment properties

The valuation of investment properties is performed in accordance with the "Valuation Standards on Valuation of Properties" published by the Hong Kong Institute of Surveyors. The valuation is reviewed semi-annually by qualified valuers by considering comparable sales transactions as available in the relevant market.

Changes to the assumptions used in deriving the valuation could have a significant risk of causing material adjustment to the carrying amounts in the statement of financial position.

## 綜合財務報表附註 Notes to the Consolidated Financial Statements

### 4 重大會計估計及判斷(續)

#### (d) 存貨之估計撥備

本集團根據對存貨可變現程度的評估，將存貨撇減至可變現淨值。倘有事件或情況變化顯示結餘可能無法變現，則會將存貨撇減值入賬。識別撇減值時須運用判斷及估計。倘預期金額與原有估計有別，該差額將影響存貨賬面值及估計變更期間的存貨撇減值。

#### (e) 應收賬款之估計減值

金融資產之虧損撥備乃根據違約風險及預期損失率之假設釐定。本集團於作出該等假設及選擇減值計算輸入數據時，根據客戶本集團過往歷史、現行市況及於各報告期末之未來估計作出判斷。有關主要假設及所用之輸入數據之詳情載於附註3。

#### (f) 所得稅及遞延所得稅

本集團於多個司法權區須繳納所得稅。於釐定各地所得稅撥備時須作出重大判斷。日常業務過程中有多宗交易且計算釐定該等交易最終稅項尚不明確。本集團根據估計是否須繳納額外稅項而確認預計稅務審核事宜之負債。倘有關事宜之最終稅務結果與初步入賬款額有別，該差額將影響釐定有關數額期間之所得稅及遞延稅項撥備。

### 4 CRITICAL ACCOUNTING ESTIMATES AND JUDGEMENTS (continued)

#### (d) Estimated provision for inventories

Inventories are written down to net realisable value based on an assessment of the realisability of inventories. Write-downs on inventories are recorded where events or changes in circumstances indicate that the balances may not be realised. The identification of write-downs requires the use of judgement and estimates. Where the expectation is different from the original estimate, such difference will impact the carrying value of inventories and write-downs of inventories in the periods in which such estimate has been changed.

#### (e) Estimated impairment of receivables

The loss allowances for financial assets are based on assumptions about risk of default and expected loss rates. The Group uses judgement in making these assumptions and selecting the inputs to the impairment calculation, based on the Group's past history, existing market conditions as well as forward looking estimates at the end of each reporting period. Details of the key assumptions and inputs used are disclosed in Note 3.

#### (f) Income taxes and deferred income tax

The Group is subject to income taxes in various jurisdictions. Significant judgement is required in determining the worldwide provision for income taxes. There are many transactions and calculations for which the ultimate tax determination is uncertain during the ordinary course of business. The Group recognises liabilities for anticipated tax audit issues based on estimates of whether additional taxes will be required. Where the final tax outcome of these matters is different from the amounts that were initially recorded, such differences will impact the income tax and deferred tax provisions in the period in which such determination is made.

## 綜合財務報表附註 Notes to the Consolidated Financial Statements

### 4 重大會計估計及判斷(續)

#### (f) 所得稅及遞延所得稅(續)

倘管理層認為相當可能出現未來應課稅利潤將可使用臨時差異或稅項虧損與之抵銷，則確認涉及若干臨時差異之遞延稅項資產及稅項虧損。遞延所得稅採用在報告日前已頒佈或實質頒佈，並在有關之遞延所得稅資產實現或遞延所得稅負債結算時預期將會採用之稅率(及法例)釐定。倘有關預測與原有估計有別，該差額將影響估計變動期間之遞延稅項資產及所得稅支出之確認。

### 5 分部資料

本集團之高級行政管理層被視為主要營運決策者(「主要營運決策者」)。本集團目前分為兩個經營部門：

電子製造服務(「EMS」) – 為EMS顧客製造及分銷電子產品。

物業持有 – 物業發展、銷售及租賃。

主要營運決策者定期審閱本集團表現及其內部報告，以評估表現及分配資源。主要營運決策者根據分部業績之計量評估營運分部表現。該計量基準包括未扣除其他收入、其他收益/(虧損) – 淨額、融資收入、融資成本、應佔聯營公司虧損及所得稅開支之營運分部盈虧，惟不包括企業及未分配開支。向主要營運決策者提供之其他資料按與綜合財務報表所載方式一致者計量。

### 4 CRITICAL ACCOUNTING ESTIMATES AND JUDGEMENTS (continued)

#### (f) Income taxes and deferred income tax (continued)

Deferred tax assets relating to certain temporary differences and tax losses are recognised when management considers it is likely that future taxable profits will be available against which the temporary differences or tax losses can be utilised. Deferred income tax is determined using tax rates (and laws) that have been enacted or substantively enacted by the reporting date and are expected to apply when the related deferred income tax asset is realised or the deferred income tax liability is settled. When the expectations are different from the original estimates, such differences will impact the recognition of deferred tax assets and income tax charges in the period in which such estimates have been changed.

### 5 SEGMENT INFORMATION

The Group's senior executive management is considered as the Chief Operating Decision Maker ("CODM"). The Group is currently organised into two operating divisions:

Electronic Manufacturing Service ("EMS") – manufacture and distribution of electronic products for EMS customers.

Property Holding – development, sale and lease of properties.

The CODM reviews the performance of the Group on a regular basis and reviews the Group's internal reporting in order to assess performance and allocate resources. The CODM assesses the performance of the operating segments based on a measure of segment results. This measurement basis includes profit or loss of the operating segments before other income, other gains/(losses) – net, finance income, finance costs, share of loss of an associate and income tax expense but excludes corporate and unallocated expenses. Other information provided to the CODM is measured in a manner consistent with that in the consolidated financial statements.



## 綜合財務報表附註

### Notes to the Consolidated Financial Statements

#### 5 分部資料(續)

#### 5 SEGMENT INFORMATION (continued)

		EMS部門	物業持有 部門	總額
		EMS division	Property holding division	Total
		港幣千元	港幣千元	港幣千元
		HK\$'000	HK\$'000	HK\$'000
截至二零一八年十二月 三十一日止年度	For the year ended 31 December 2018			
對外收益	External revenue			
收益確認時間	Timing of revenue recognition			
– 在某一時點	– At a point of time	3,946,228	–	3,946,228
– 隨時間	– Over time	–	67,318	67,318
		3,946,228	67,318	4,013,546
分部業績	Segment results	209,889	1,290,680	1,500,569
折舊及攤銷支出	Depreciation and amortisation charges	53,497	41	53,538
應佔合營企業利潤	Share of profits of joint ventures	–	1,001,980	1,001,980
投資物業公允價值變動	Change in fair value of investment properties	–	239,003	239,003
資本開支	Capital expenditure	27,601	–	27,601
貸款予合營企業	Loans to joint ventures	–	232,056	232,056

## 綜合財務報表附註 Notes to the Consolidated Financial Statements

### 5 分部資料(續)

### 5 SEGMENT INFORMATION (continued)

		EMS部門	物業持有 部門	總額
		EMS division	Property holding division	Total
		港幣千元 HK\$'000	港幣千元 HK\$'000	港幣千元 HK\$'000
截至二零一七年十二月 三十一日止年度	For the year ended 31 December 2017			
對外收益	External revenue	3,760,799	56,744	3,817,543
分部業績	Segment results	211,362	370,562	581,924
折舊及攤銷支出	Depreciation and amortisation charges	44,285	17	44,302
應佔合營企業利潤	Share of profits of joint ventures	–	232,079	232,079
投資物業公允價值變動	Change in fair value of investment properties	–	99,776	99,776
資本開支	Capital expenditure	99,364	289	99,653
貸款予合營企業	Loans to joint ventures	–	–	–

## 綜合財務報表附註

### Notes to the Consolidated Financial Statements

#### 5 分部資料(續)

#### 5 SEGMENT INFORMATION (continued)

		EMS部門	物業持有部門	總額
		EMS division	Property holding division	Total
		港幣千元	港幣千元	港幣千元
		HK\$'000	HK\$'000	HK\$'000
於二零一八年十二月三十一日	As at 31 December 2018			
分部資產	Segment assets	2,716,844	2,992,209	5,709,053
合營企業的權益	Interests in joint ventures	–	2,410,801	2,410,801
<b>可呈報分部資產總額</b>	<b>Total reportable segment assets</b>	<b>2,716,844</b>	<b>5,403,010</b>	<b>8,119,854</b>

		EMS部門	物業持有部門	總額
		EMS division	Property holding division	Total
		港幣千元	港幣千元	港幣千元
		HK\$'000	HK\$'000	HK\$'000
於二零一七年十二月三十一日	As at 31 December 2017			
分部資產	Segment assets	2,648,660	2,741,063	5,389,723
合營企業的權益	Interests in joint ventures	–	1,183,905	1,183,905
<b>可呈報分部資產總額</b>	<b>Total reportable segment assets</b>	<b>2,648,660</b>	<b>3,924,968</b>	<b>6,573,628</b>

分部資產主要包括物業、廠房及設備、投資物業、租賃土地及土地使用權、合營企業的權益、受限制現金、存貨、已完成物業存貨、應收貿易賬款、預付款項、訂金及其他應收賬款、分類為持作出售之非流動資產、短期銀行存款及現金及現金等價物，但不包括聯營公司的投資、按公允價值計入其他全面收入的金融資產，可供出售金融資產、遞延所得稅資產、應收聯營公司款項、當期可收回所得稅及企業及未分配資產。

Segment assets consist primarily of property, plant and equipment, investment properties, leasehold land and land use rights, interests in joint ventures, restricted cash, inventories, stock of completed properties, trade receivables, prepayments, deposits and other receivables, non-current assets classified as held for sale, short-term bank deposits and cash and cash equivalents, but exclude investments in associates, financial assets at fair value through other comprehensive income, available-for-sale financial assets, deferred income tax assets, amounts due from associates, current income tax recoverable and corporate and unallocated assets.

## 綜合財務報表附註 Notes to the Consolidated Financial Statements

### 5 分部資料(續)

### 5 SEGMENT INFORMATION (continued)

可呈報分部業績與除所得稅前利潤之對賬如下：

A reconciliation of reportable segment results to profit before income tax is provided as follows:

		二零一八年 2018 港幣千元 HK\$'000	二零一七年 2017 港幣千元 HK\$'000
可呈報分部業績	<b>Reportable segment results</b>	<b>1,500,569</b>	581,924
其他收入	Other income	18,952	9,537
其他收益/(虧損)－淨額	Other gains/(losses) – net	29,070	(20,904)
融資成本－淨額	Finance costs – net	(51,452)	(33,146)
應佔聯營公司虧損	Share of loss of an associate	(2,227)	(1,355)
企業及未分配開支	Corporate and unallocated expenses	(21,793)	(22,866)
<b>除所得稅前利潤</b>	<b>Profit before income tax</b>	<b>1,473,119</b>	513,190

可呈報分部資產與總資產之對賬如下：

Reportable segments assets are reconciled to total assets as follows:

		二零一八年 2018 港幣千元 HK\$'000	二零一七年 2017 港幣千元 HK\$'000
可呈報分部資產	<b>Reportable segment assets</b>	<b>8,119,854</b>	6,573,628
聯營公司的投資	Investments in associates	28,235	30,495
按公允價值計入其他全面 收入的金融資產	Financial assets at fair value through other comprehensive income	4,361	–
可供出售金融資產	Available-for-sale financial assets	–	3,189
遞延所得稅資產	Deferred income tax assets	21,179	15,758
應收聯營公司款項	Amounts due from associates	11	2,009
當期可收回所得稅	Current income tax recoverable	520	–
企業及未分配資產	Corporate and unallocated assets	93,522	94,884
<b>綜合財務狀況表內的總資產</b>	<b>Total assets per consolidated statement of financial position</b>	<b>8,267,682</b>	6,719,963

## 綜合財務報表附註 Notes to the Consolidated Financial Statements

### 5 分部資料(續)

其他重大項目之對賬如下：

		二零一八年 2018 港幣千元 HK\$'000	二零一七年 2017 港幣千元 HK\$'000
折舊及攤銷支出	Depreciation and amortisation charges		
– 可呈報分部總額	– Reportable segment total	53,538	44,302
– 公司總部	– Corporate headquarters	2,392	2,404
		55,930	46,706
資本開支	Capital expenditure		
– 可呈報分部總額	– Reportable segment total	27,601	99,653
– 公司總部	– Corporate headquarters	–	–
		27,601	99,653

本公司於百慕達註冊。以下為本集團按地區市場劃分之收益分析(按出具發票之地點決定)：

The Company is domiciled in Bermuda. Analysis of the Group's revenue by geographical market, which is determined by the destination of the invoices billed, is as follows:

		二零一八年 2018 港幣千元 HK\$'000	二零一七年 2017 港幣千元 HK\$'000
北美洲	North America	976,653	889,165
亞洲(不包括香港)	Asia (excluding Hong Kong)	1,734,783	1,653,991
歐洲	Europe	672,231	609,374
香港	Hong Kong	629,879	665,013
		4,013,546	3,817,543

截至二零一八年十二月三十一日止年度，約港幣1,383,171,000元(二零一七年：港幣1,215,587,000元)、港幣493,528,000元(二零一七年：港幣620,673,000元)及港幣406,640,000元(二零一七年：港幣417,232,000元)之收益分別來自3大外部客戶。該等客戶各佔本集團收益之10%或以上。該收益為EMS部門應佔收益。

For the year ended 31 December 2018, revenues of approximately HK\$1,383,171,000 (2017: HK\$1,215,587,000), HK\$493,528,000 (2017: HK\$620,673,000) and HK\$406,640,000 (2017: HK\$417,232,000) were derived from the top 3 external customers respectively. These customers individually account for 10% or more of the Group's revenue. These revenues are attributable to the EMS division.

## 綜合財務報表附註 Notes to the Consolidated Financial Statements

### 5 分部資料(續)

以下為本集團按地區市場劃分之非流動資產分析：

		二零一八年 2018 港幣千元 HK\$'000	二零一七年 2017 港幣千元 HK\$'000
北美洲	North America	16	23
亞洲(不包括香港)	Asia (excluding Hong Kong)	283,515	318,401
歐洲	Europe	33	31
香港	Hong Kong	5,019,471	3,644,819
		<b>5,303,035</b>	3,963,274

非流動資產包括物業、廠房及設備、投資物業、租賃土地及土地使用權、聯營公司的投資、合營企業的權益、按公允價值計入其他全面收入的金融資產、可供出售金融資產、訂金及其他應收賬款及受限制現金，惟不包括遞延所得稅資產。

本集團已確認下列有關客戶合約之負債：

		二零一八年 2018 港幣千元 HK\$'000	二零一七年 2017 港幣千元 HK\$'000
合約負債—EMS部門	Contract liabilities – EMS division	118,089	—
合約負債—物業持有部門	Contract liabilities – property holding division	11,904	—
		<b>129,993</b>	—

### 5 SEGMENT INFORMATION (continued)

Analysis of the Group's non-current assets by geographical market is as follows:

Non-current assets comprise property, plant and equipment, investment properties, leasehold land and land use rights, investments in associates, interests in joint ventures, financial assets at fair value through other comprehensive income, available-for-sale financial assets, deposits and other receivables and restricted cash. They exclude deferred income tax assets.

The Group has recognised the following liabilities related to contracts with customers:

## 綜合財務報表附註

### Notes to the Consolidated Financial Statements

#### 5 分部資料(續)

下表列示於截至二零一八年十二月三十一日止年度所確認與已於以往年度償付的結轉合約負債有關的收益金額：

#### 5 SEGMENT INFORMATION (continued)

The following table shows how much of the revenue recognised for the year ended 31 December 2018 relates to carried-forward contract liabilities that were satisfied in a prior year:

		二零一八年 2018 港幣千元 HK\$'000
EMS部門	EMS division	120,780

#### 6 其他收入

#### 6 OTHER INCOME

		二零一八年 2018 港幣千元 HK\$'000	二零一七年 2017 港幣千元 HK\$'000
政府補助	Government grant	4,976	443
出售廢料及零部件	Sales of scrap and spare parts	12,307	5,828
其他	Others	1,669	3,266
		<b>18,952</b>	9,537

#### 7 僱員福利開支(包括董事酬金)

#### 7 EMPLOYEE BENEFIT EXPENSES (INCLUDING DIRECTORS' EMOLUMENTS)

		二零一八年 2018 港幣千元 HK\$'000	二零一七年 2017 港幣千元 HK\$'000
工資、薪金、津貼及 其他離職福利	Wages, salaries, allowances and other termination benefits	440,321	430,702
退休金成本－界定供款計劃	Pension costs – defined contribution schemes	42,779	43,412
		<b>483,100</b>	474,114

## 綜合財務報表附註 Notes to the Consolidated Financial Statements

### 7 僱員福利開支(包括董事酬金) (續)

本集團為香港所有合資格僱員設立強制性公積金計劃(「公積金計劃」)。公積金計劃之資產與本集團資產分開持有，以基金方式由受託人管理。根據公積金計劃，本集團及其僱員每月分別向計劃作出供款，金額為僱員相關收入(定義見香港強制性公積金計劃條例)之5%。本集團及僱員之供款上限均為每月港幣1,500元(二零一七年：每月港幣1,500元)。供款全部即時歸屬予僱員。

中華人民共和國(「中國」)附屬公司之僱員為中國政府設立之退休福利計劃成員。

有關中國附屬公司須在中國向國家退休計劃供款。根據有關政府法規，僱員可享有按退休時之基本薪金及服務年期計算之退休金。中國政府負責退休僱員之退休金。

列入綜合收益表處理之總成本約港幣42,779,000元(二零一七年：港幣43,412,000元)指本集團就本財政年度向該等計劃應付之供款。

### 7 EMPLOYEE BENEFIT EXPENSES (INCLUDING DIRECTORS' EMOLUMENTS) (continued)

The Group operates a Mandatory Provident Fund Scheme (the "Fund Scheme") for all qualifying employees in Hong Kong. The assets of the Fund Scheme are held separately from those of the Group, in funds under the control of trustees. Under the Fund Scheme, each of the Group and its employees make monthly contributions to the Scheme at 5% of the employees' relevant income as defined in the Hong Kong Mandatory Provident Fund Scheme Ordinance. Both the Group's and the employees' contributions are subject to a cap of HK\$1,500 per month (2017: HK\$1,500 per month). The contributions are fully and immediately vested for the employees.

The employees of the subsidiaries in the People's Republic of China (the "PRC") are members of retirement benefits schemes operated by the PRC government.

The relevant PRC subsidiaries are required to make contributions to the state retirement schemes in the PRC. The employees are entitled to retirement pension calculated with reference to their basic salaries on retirement and their length of service in accordance with the relevant government regulations. The PRC government is responsible for the pension liability to the retired staff.

The total cost charged to the consolidated income statement of approximately HK\$42,779,000 (2017: HK\$43,412,000) represents contributions payable to the schemes by the Group in respect of the current financial year.



## 綜合財務報表附註 Notes to the Consolidated Financial Statements

### 8 除所得稅前利潤

除所得稅前利潤分析如下：

### 8 PROFIT BEFORE INCOME TAX

Profit before income tax is analysed as follows:

		二零一八年 2018 港幣千元 HK\$'000	二零一七年 2017 港幣千元 HK\$'000
物業、廠房及設備之折舊	Depreciation of property, plant and equipment	55,328	46,116
租賃土地及土地使用權之攤銷	Amortisation on leasehold land and land use right	602	590
折舊及攤銷支出	Depreciation and amortisation charges	55,930	46,706
核數師酬金	Auditor's remuneration	3,221	3,141
土地及樓宇之經營租賃租金	Operating lease rental in respect of land and buildings	14,421	12,166
公共事業開支	Utility expenses	24,355	25,868
運輸費	Transportation	34,064	36,577
化學品及消耗品	Chemicals and consumables	29,856	33,910
其他	Others	101,519	93,659
其他經營支出	Other operating expenses	207,436	205,321
應收貿易賬款之減值虧損	Impairment losses on trade receivables	1,866	–
總額	Total	265,232	252,027

### 9 其他收益／(虧損) – 淨額

### 9 OTHER GAINS/(LOSSES) – NET

		二零一八年 2018 港幣千元 HK\$'000	二零一七年 2017 港幣千元 HK\$'000
應付貿易及其他應付賬款撥回	Write-back of trade and other payables	2,614	753
金融工具收益／(虧損) – 淨額	Gains/(losses) on financial instrument – net		
– 未變現	– Unrealised	101	114
– 已變現	– Realised	(106)	(319)
出售物業、廠房及設備之收益	Gains on disposals of property, plant and equipment	140	490
匯兌收益／(虧損) – 淨額	Exchange gains/(losses) – net	24,186	(21,478)
可供出售金融資產減值 (附註21)	Impairment on available-for-sale financial assets (Note 21)	–	(464)
出售按公允價值計入損益的 金融資產之收益	Gain on disposal of financial assets at fair value through profit or loss	2,135	–
		29,070	(20,904)

## 綜合財務報表附註 Notes to the Consolidated Financial Statements

### 10 董事及高級管理層之酬金

### 10 DIRECTORS' AND SENIOR MANAGEMENT'S EMOLUMENTS

#### (a) 董事酬金

#### (a) Directors' emoluments

於截至二零一八年十二月三十一日止年度之董事酬金載列如下：

The emoluments of Directors for the year ended 31 December 2018 is set out below:

		袍金	薪金	酌情花紅	房屋津貼	其他福利之估計現金值	退休福利計劃之僱主供款	就接受董事職任之已付或應收酬金	就管理本公司或其附屬公司企業的事務提供其他董事服務之已付或應收酬金	總酬金
		Fees 港幣千元 HK\$'000	Salaries 港幣千元 HK\$'000	Discretionary bonus 港幣千元 HK\$'000	Housing allowance 港幣千元 HK\$'000	Estimated money value of other benefits 港幣千元 HK\$'000	Employer's contribution to a retirement benefit scheme 港幣千元 HK\$'000	Remuneration paid or receivable in respect of accepting office as Director 港幣千元 HK\$'000	Emoluments paid or receivable in respect of Director's other services in connection with the management of the affairs of the Company or its subsidiary undertaking 港幣千元 HK\$'000	Total emoluments 港幣千元 HK\$'000
王忠秣(附註)	Wong Chung Mat, Ben (Note)	70	4,138	1,532	-	-	-	-	-	5,740
王賢敏	Wong Yin Man, Ada	70	2,177	1,352	-	-	18	-	-	3,617
陳子華	Chan Tsze Wah, Gabriel	70	739	180	-	-	-	-	-	989
溫民強	Wan Man Keung	70	2,374	1,352	-	-	-	-	-	3,796
熊永順	Hung Wing Shun, Edmund	70	1,670	300	-	-	18	-	-	2,058
李家祥	Li Ka Cheung, Eric	150	-	-	-	-	-	-	-	150
楊孫西	Yu Sun Say	150	-	-	-	-	-	-	-	150
葉天養	Alfred Donald Yap	150	-	-	-	-	-	-	-	150
張志超	Cheung Chi Chiu, David	150	-	-	-	-	-	-	-	150
總額	Total	950	11,098	4,716	-	-	36	-	-	16,800

於截至二零一七年十二月三十一日止年度之董事酬金載列如下：

The emoluments of Directors for the year ended 31 December 2017 is set out below:

		袍金	薪金	酌情花紅	房屋津貼	其他福利之估計現金值	退休福利計劃之僱主供款	就接受董事職任之已付或應收酬金	就管理本公司或其附屬公司企業的事務提供其他董事服務之已付或應收酬金	總酬金
		Fees 港幣千元 HK\$'000	Salaries 港幣千元 HK\$'000	Discretionary bonus 港幣千元 HK\$'000	Housing allowance 港幣千元 HK\$'000	Estimated money value of other benefits 港幣千元 HK\$'000	Employer's contribution to a retirement benefit scheme 港幣千元 HK\$'000	Remuneration paid or receivable in respect of accepting office as Director 港幣千元 HK\$'000	Emoluments paid or receivable in respect of Director's other services in connection with the management of the affairs of the Company or its subsidiary undertaking 港幣千元 HK\$'000	Total emoluments 港幣千元 HK\$'000
王忠秣(附註)	Wong Chung Mat, Ben (Note)	60	4,026	2,074	-	-	-	-	-	6,160
王賢敏	Wong Yin Man, Ada	60	2,119	1,894	-	-	18	-	-	4,091
陳子華	Chan Tsze Wah, Gabriel	60	718	180	-	-	-	-	-	958
溫民強	Wan Man Keung	60	2,401	1,894	-	-	-	-	-	4,355
熊永順	Hung Wing Shun, Edmund	60	1,625	300	-	-	18	-	-	2,003
李家祥	Li Ka Cheung, Eric	140	-	-	-	-	-	-	-	140
楊孫西	Yu Sun Say	140	-	-	-	-	-	-	-	140
葉天養	Alfred Donald Yap	140	-	-	-	-	-	-	-	140
張志超	Cheung Chi Chiu, David	140	-	-	-	-	-	-	-	140
總額	Total	860	10,889	6,342	-	-	36	-	-	18,127

附註：

王忠秣先生為本公司行政總裁，並無就行政總裁薪酬另外作出披露。

Note:

Mr. Wong Chung Mat, Ben is the Chief Executive Officer of the Company, no separate disclosure in respect of the remuneration of the CEO has been made.

## 綜合財務報表附註 Notes to the Consolidated Financial Statements

### 10 董事及高級管理層之酬金(續)

#### (a) 董事酬金(續)

截至二零一八年及二零一七年十二月三十一日止年度，概無董事放棄或同意放棄任何酬金。

#### (b) 董事退休福利

並無任何董事退休福利於截至二零一八年及二零一七年十二月三十一日止年度內支付。

#### (c) 董事終止服務福利

並無任何董事終止服務福利於截至二零一八年及二零一七年十二月三十一日止年度內支付。

#### (d) 就提供董事服務向第三方作出的代價

於截至二零一八年及二零一七年十二月三十一日止年度內，本公司並無就提供董事服務向第三方支付任何代價。

#### (e) 向董事、受該等董事控制的法人團體及該等董事的關連主體提供的貸款、準貸款和其他交易的資料

於截至二零一八年及二零一七年十二月三十一日止年度年結時或年內任何時間，並無向董事、受該等董事控制的法人團體及該等董事的關連主體提供任何貸款、準貸款和作出其他交易。

### 10 DIRECTORS' AND SENIOR MANAGEMENT'S EMOLUMENTS (continued)

#### (a) Directors' emoluments (continued)

No Directors waived or agreed to waive any emoluments in any of the years ended 31 December 2018 and 2017.

#### (b) Directors' retirement benefits

No Directors' retirement benefits were paid during the years ended 31 December 2018 and 2017.

#### (c) Directors' termination benefits

No Directors' termination benefits were paid during the years ended 31 December 2018 and 2017.

#### (d) Consideration provided to third parties for making available Directors' services

The Company did not pay consideration to any third parties for making available Directors' services during the years ended 31 December 2018 and 2017.

#### (e) Information about loans, quasi-loans and other dealings in favour of Directors, controlled bodies corporate by and connected entities with such Directors

No loans, quasi-loans and other dealings were made available in favour of Directors, body corporates controlled by and connected entities with such Directors subsisted at the end of the year or at any time during the years ended 31 December 2018 and 2017.

## 綜合財務報表附註 Notes to the Consolidated Financial Statements

### 10 董事及高級管理層之酬金(續)

#### (f) 董事於交易、安排或合約中的重大權益

於截至二零一八年及二零一七年十二月三十一日止年度年結時或年內任何時間，本公司並無訂立關乎本集團業務而本公司董事直接或間接在其中取得重大權益的重要交易、安排或合約。

#### (g) 五名獲最高酬金人士

年內，本集團五名獲最高酬金人士，包括四名(二零一七年：四名)董事，彼等之酬金已載於上文呈列之分析。餘下一名(二零一七年：一名)人士之應付薪酬列載如下：

### 10 DIRECTORS' AND SENIOR MANAGEMENT'S EMOLUMENTS (continued)

#### (f) Directors' material interests in transactions, arrangements or contracts

No significant transactions, arrangements and contracts in relation to the Group's business to which the Company was a party and in which a Director of the Company had a material interest, whether directly or indirectly, subsisted at the end of the year or at any time during the years ended 31 December 2018 and 2017.

#### (g) Five highest paid individuals

The five individuals whose emoluments were the highest in the Group for the year include 4 (2017: 4) Directors whose emoluments are reflected in the analysis presented above. The emoluments payable to the remaining 1 (2017: 1) individual are as follows:

		二零一八年 2018 港幣千元 HK\$'000	二零一七年 2017 港幣千元 HK\$'000
薪金及其他福利	Salaries and other benefits	1,266	1,254
花紅	Bonus	105	–
退休金成本 – 界定供款計劃	Pension costs – defined contribution schemes	–	–
		1,371	1,254

		人數 Number of individuals	
		二零一八年 2018	二零一七年 2017
酬金範圍	Emolument band		
港幣1,000,001元–港幣1,500,000元	HK\$1,000,001-HK\$1,500,000	1	1

年內，本集團概無支付酬金予董事，作為吸引彼等加入本集團或加入本集團後之獎勵或作為離職補償。

No emolument was paid by the Group to the Directors as an inducement to join or upon joining the Group, or as compensation for loss of office during the year.

## 綜合財務報表附註 Notes to the Consolidated Financial Statements

### 10 董事及高級管理層之酬金(續)

#### (h) 高級管理層(不包括董事)酬金範圍

高級管理層(不包括董事)之酬金介乎以下範圍：

### 10 DIRECTORS' AND SENIOR MANAGEMENT'S EMOLUMENTS (continued)

#### (h) Senior management's (excluding Directors) emoluments by band

The emoluments of senior management (excluding Directors) fell within the following bands:

		人數 Number of individuals	
		二零一八年 2018	二零一七年 2017
酬金範圍	Emolument bands		
港幣500,001元 – 港幣1,000,000元	HK\$500,001 – HK\$1,000,000	1	1
港幣1,000,001元 – 港幣1,500,000元	HK\$1,000,001 – HK\$1,500,000	2	2

### 11 融資成本 – 淨額

### 11 FINANCE COSTS – NET

		二零一八年 2018	二零一七年 2017
		港幣千元 HK\$'000	港幣千元 HK\$'000
融資收入	Finance income		
– 銀行存款之利息收入	– Interest income on bank deposits	12,612	9,426
融資成本	Finance costs		
– 銀行貸款之利息開支	– Interest expenses on bank borrowings	(60,686)	(42,572)
– 其他利息開支	– Other interest expenses	(3,378)	–
合計融資成本	Total finance costs	(64,064)	(42,572)
融資成本 – 淨額	Finance costs – net	(51,452)	(33,146)

## 綜合財務報表附註 Notes to the Consolidated Financial Statements

### 12 所得稅開支

香港利得稅已就產生自或源於香港之估計應課稅利潤按稅率16.5%(二零一七年:16.5%)計提撥備。

本集團中國內地附屬公司須繳納中國企業所得稅(「企業所得稅」)，稅率為估計利潤之25%(二零一七年:25%)，惟本公司之全資附屬公司華高科技(蘇州)有限公司(「華高蘇州」)除外。華高蘇州獲評為高新科技企業，可享受15%優惠企業所得稅率，直至二零二零年十二月三十一日。

計入綜合收益表的所得稅金額指：

### 12 INCOME TAX EXPENSE

Hong Kong profits tax has been provided at the rate of 16.5% (2017: 16.5%) on the estimated assessable profit arising in or derived from Hong Kong.

The Company's subsidiaries in Mainland China are subject to the China Corporate Income Tax ("CIT") at a rate of 25% (2017: 25%) on the estimated profits, except for Welco Technology (Suzhou) Limited ("WTSZ"), a wholly-owned subsidiary of the Company. WTSZ is entitled to the preferential CIT rate of 15% under the New and High Technology Enterprises status till 31 December 2020.

The amount of income tax charged to the consolidated income statement represents:

		二零一八年 2018 港幣千元 HK\$'000	二零一七年 2017 港幣千元 HK\$'000
當期所得稅	Current income tax		
— 香港利得稅	— Hong Kong profits tax	13,955	11,713
— 海外稅項	— Overseas taxation	40,311	23,877
過往年度不足/(超額)撥備	Under/(over)-provision in prior years	501	(1,246)
遞延所得稅(附註22)	Deferred income tax (Note 22)	(3,397)	(1,061)
		<b>51,370</b>	33,283

## 綜合財務報表附註 Notes to the Consolidated Financial Statements

### 12 所得稅開支(續)

有關本集團除稅前利潤之稅項有別於採用合併實體利潤適用的加權平均稅率所得出的理論金額如下：

### 12 INCOME TAX EXPENSE (continued)

The tax on the Group's profit before income tax differs from the theoretical amount that would arise using the weighted average tax rate applicable to profits of the consolidated entities as follows:

		二零一八年 2018 港幣千元 HK\$'000	二零一七年 2017 港幣千元 HK\$'000
除所得稅前利潤	Profit before income tax	1,473,119	513,190
按適用於各地利潤之 國內稅率計算之稅項	Tax calculated at the domestic tax rates applicable to profits in the respective places	240,350	87,218
已呈報聯營公司及合營企業 除稅後業績之稅務影響	Tax effects of associate and joint ventures' results reported, net of tax	(164,959)	(38,069)
不可扣稅開支	Expenses not deductible for tax purposes	17,322	3,383
毋須課稅收入	Income not subject to tax	(41,971)	(18,223)
並無確認遞延所得稅資產的 稅項虧損及其他臨時差異	Tax losses and other temporary differences for which no deferred income tax asset was recognised	127	220
過往年度不足/(超額)撥備	Under/(over)-provision in prior years	501	(1,246)
所得稅開支	Income tax expense	51,370	33,283

適用加權平均稅率為16%(二零一七年：  
17%)。

The weighted average applicable tax rate was 16%  
(2017: 17%).

## 綜合財務報表附註 Notes to the Consolidated Financial Statements

### 13 股息

二零一八年及二零一七年已付的股息分別為約港幣35,886,000元(每股港幣0.075元)及港幣43,063,000元(每股港幣0.09元)。將於本公司應屆股東週年大會上建議宣派之截至二零一八年十二月三十一日止年度末期股息為每股港幣0.055元，合共約港幣26,317,000元。此等財務報表並無反映是次應付之末期股息。

### 13 DIVIDENDS

The dividends paid in 2018 and 2017 were approximately HK\$35,886,000 (HK\$0.075 per share) and HK\$43,063,000 (HK\$0.09 per share) respectively. A final dividend in respect of the year ended 31 December 2018 of HK\$0.055 per share, amounting to a total dividend of approximately HK\$26,317,000, will be proposed at the upcoming annual general meeting of the Company. These financial statements do not reflect this final dividend payable.

	二零一八年 2018 港幣千元 HK\$'000	二零一七年 2017 港幣千元 HK\$'000
已付中期股息—每股港幣0.04元 (二零一七年：港幣0.04元)	19,139	19,139
Interim dividend paid – HK\$0.04 (2017: HK\$0.04) per share		
擬派末期股息—每股港幣0.055元 (二零一七年：港幣0.035元)	26,317	16,747
Proposed final dividend – HK\$0.055 (2017: HK\$0.035) per share		
	<b>45,456</b>	35,886

### 14 每股盈利

### 14 EARNINGS PER SHARE

#### (a) 基本

每股基本盈利乃按本公司擁有人應佔利潤除以年內已發行普通股之加權平均數計算。

#### (a) Basic

Basic earnings per share is calculated by dividing the profit attributable to owners of the Company by the weighted average number of ordinary shares in issue during the year.

	二零一八年 2018	二零一七年 2017
本公司擁有人應佔利潤 (港幣千元)	1,421,749	479,907
Profit attributable to owners of the Company (HK\$'000)		
已發行普通股之加權平均數 (千股)	478,484	478,484
Weighted average number of ordinary shares in issue (in thousands)		
每股基本盈利(港幣元)	2.97	1.00
Basic earnings per share (HK\$)		



## 綜合財務報表附註 Notes to the Consolidated Financial Statements

### 14 每股盈利(續)

#### (b) 攤薄

概無就兩個年度呈報每股攤薄盈利，因為兩個年度內概無潛在之攤薄普通股。

### 15 物業、廠房及設備

### 14 EARNINGS PER SHARE (continued)

#### (b) Diluted

No diluted earnings per share is presented for both years because there is no dilutive potential ordinary shares outstanding throughout both years.

### 15 PROPERTY, PLANT AND EQUIPMENT

		土地及樓宇 Land and buildings 港幣千元 HK\$'000	廠房、機器 及設備 Plant, machinery and equipment 港幣千元 HK\$'000	傢俬及裝置 Furniture and fixtures 港幣千元 HK\$'000	汽車 Motor vehicles 港幣千元 HK\$'000	合計 Total 港幣千元 HK\$'000
於二零一七年 一月一日	At 1 January 2017					
成本值	Cost	188,227	760,608	144,737	11,700	1,105,272
累計折舊及減值	Accumulated depreciation and impairment	(47,421)	(651,768)	(115,841)	(8,242)	(823,272)
賬面淨值	Net book amount	140,806	108,840	28,896	3,458	282,000
截至二零一七年 十二月三十一日 止年度	Year ended 31 December 2017					
期初賬面淨值	Opening net book amount	140,806	108,840	28,896	3,458	282,000
添置	Additions	–	97,999	505	1,149	99,653
出售	Disposals	(43)	(1,036)	–	(18)	(1,097)
折舊	Depreciation	(5,562)	(34,749)	(4,463)	(1,342)	(46,116)
貨幣換算差額	Currency translation differences	2,898	10,911	52	47	13,908
期末賬面淨值	Closing net book amount	138,099	181,965	24,990	3,294	348,348
於二零一七年十二月 三十一日	At 31 December 2017					
成本值	Cost	193,289	852,722	145,385	12,641	1,204,037
累計折舊及減值	Accumulated depreciation and impairment	(55,190)	(670,757)	(120,395)	(9,347)	(855,689)
賬面淨值	Net book amount	138,099	181,965	24,990	3,294	348,348

綜合財務報表附註  
Notes to the Consolidated Financial Statements

15 物業、廠房及設備(續)

15 PROPERTY, PLANT AND EQUIPMENT (continued)

		土地及樓宇	廠房、機器 及設備	傢俬及裝置	汽車	合計
		Land and buildings	Plant, machinery and equipment	Furniture and fixtures	Motor vehicles	Total
		港幣千元	港幣千元	港幣千元	港幣千元	港幣千元
		HK\$'000	HK\$'000	HK\$'000	HK\$'000	HK\$'000
於二零一八年 一月一日	At 1 January 2018					
期初賬面淨值	Opening net book amount	138,099	181,965	24,990	3,294	348,348
添置	Additions	3,798	22,340	155	1,308	27,601
出售	Disposals	–	(925)	–	–	(925)
折舊	Depreciation	(6,551)	(43,115)	(4,437)	(1,225)	(55,328)
貨幣換算差額	Currency translation differences	(2,151)	(8,875)	(34)	(19)	(11,079)
期末賬面淨值	Closing net book amount	133,195	151,390	20,674	3,358	308,617
於二零一八年十二月 三十一日	At 31 December 2018					
成本值	Cost	192,972	837,975	145,399	13,427	1,189,773
累計折舊及減值	Accumulated depreciation and impairment	(59,777)	(686,585)	(124,725)	(10,069)	(881,156)
賬面淨值	Net book amount	133,195	151,390	20,674	3,358	308,617

於二零一八年十二月三十一日，若干銀行貸款由賬面值為約港幣83,903,000元(二零一七年：港幣86,139,000元)之土地及樓宇作抵押(附註33)。

As at 31 December 2018, certain bank borrowings are secured on land and buildings with a carrying amount of approximately HK\$83,903,000 (2017: HK\$86,139,000) (Note 33).

## 綜合財務報表附註

### Notes to the Consolidated Financial Statements

#### 16 投資物業

#### 16 INVESTMENT PROPERTIES

		二零一八年 2018 港幣千元 HK\$'000	二零一七年 2017 港幣千元 HK\$'000
於一月一日	At 1 January	2,355,251	1,891,536
公允價值收益	Fair value gains	239,003	99,776
於租賃開始時由已完成 物業存貨轉出(附註24)	Transfer from stock of completed properties upon commencement of lease (Note 24)	1,350	362,595
轉撥至分類為持作出售之 非流動資產(附註29)	Transfer to non-current assets classified as assets held for sale (Note 29)	(88,383)	–
貨幣換算差額	Currency translation differences	(1,124)	1,344
於十二月三十一日	At 31 December	2,506,097	2,355,251

本集團按賬面淨值入賬之投資物業權益按10至50年之中期租約持有。

The Group's interest in investment properties at their net book values are on medium-term leases of 10 to 50 years.

於二零一八年十二月三十一日，若干銀行貸款由賬面總值為約港幣2,474,100,000元(二零一七年：港幣2,324,613,000元)之投資物業作抵押(附註33)。

As at 31 December 2018, certain bank borrowings are secured on investment properties with an aggregate carrying amount of approximately HK\$2,474,100,000 (2017: HK\$2,324,613,000) (Note 33).

上文所示投資物業價值包括：

Value of investment properties shown above comprises:

		二零一八年 2018 港幣千元 HK\$'000	二零一七年 2017 港幣千元 HK\$'000
香港物業	Properties in Hong Kong	2,483,800	2,333,013
香港境外物業	Properties outside Hong Kong	22,297	22,238
		2,506,097	2,355,251

## 綜合財務報表附註 Notes to the Consolidated Financial Statements

### 16 投資物業(續)

#### 本集團之估值過程

投資物業每半年按直接比較法估值。投資物業於二零一八年十二月三十一日之估值由獨立測量師行羅馬國際評估有限公司進行，其為香港測量師學會資深會員。根據香港財務報告準則第13號，該等投資物業之公允價值計量資料現列載如下。

本集團之財務團隊就財務報告規定進行投資物業估值，其向管理層直接匯報。根據本集團之報告日，管理層與該團隊需就估值過程及結果每半年至少討論一次。

管理層與該團隊於各報告日估值討論中，分析第3級公允價值之變動。作為討論之一部份，該團隊提呈報告，以解釋公允價值變動之理由。

### 16 INVESTMENT PROPERTIES (continued)

#### Valuation processes of the Group

The investment properties are valued semi-annually on the direct comparison approach. The valuations of the investment properties at 31 December 2018 were carried out by an independent firm of surveyors, Roma Appraisals Limited, who is a fellow member of the Hong Kong Institute of Surveyors. The fair value measurement information for these investment properties in accordance with HKFRS 13 is given below.

The Group's finance team performs the valuations of investment properties required for financial reporting purposes. This team reports directly to the management. Discussions of valuation processes and results are held between the management and the team at least once bi-annually, in line with the Group's reporting dates.

Changes in Level 3 fair values are analysed at each reporting date valuation discussions between the management and the team. As part of this discussion, the team presents a report that explains the reasons for the fair value movements.

		公允價值計量 Fair value measurements		
		對等資產於 活躍市場之報價 (第1級) Quoted prices in active markets for identical assets (Level 1) 港幣千元 HK\$'000	重大其他 觀察所得參數 (第2級) Significant other observable inputs (Level 2) 港幣千元 HK\$'000	重大無法 觀察參數 (第3級) Significant unobservable inputs (Level 3) 港幣千元 HK\$'000
常規公允價值計量 於二零一八年 十二月三十一日	Recurring fair value measurements As at 31 December 2018	-	-	2,506,097
於二零一七年 十二月三十一日	As at 31 December 2017	-	-	2,355,251

年內，第1級、第2級及第3級之間並無轉移。

There were no transfers among Level 1, Level 2 and 3 during the year.

## 綜合財務報表附註 Notes to the Consolidated Financial Statements

### 16 投資物業(續)

### 16 INVESTMENT PROPERTIES (continued)

使用重大無法觀察參數計量公允價值(第3級)

Fair value measurements using significant unobservable inputs (Level 3)

		投資物業 Investment properties		
		香港 Hong Kong 港幣千元 HK\$'000	香港境外 Outside Hong Kong 港幣千元 HK\$'000	總計 Total 港幣千元 HK\$'000
於二零一八年一月一日	At 1 January 2018	2,333,013	22,238	2,355,251
於租賃開始時由已完成物業存貨轉出	Transfer from stock of completed properties upon commencement of lease	1,350	–	1,350
公允價值收益	Fair value gains	237,820	1,183	239,003
轉撥至分類為持作出售之非流動資產	Transfer to non-current assets classified as assets held for sale	(88,383)	–	(88,383)
貨幣換算差額	Currency translation differences	–	(1,124)	(1,124)
於二零一八年十二月三十一日	At 31 December 2018	2,483,800	22,297	2,506,097
年內未變現收益總額(就年終所持資產計入綜合收益表內「投資物業公允價值變動」項下)	Total unrealised gains for the year included in the consolidated income statement for assets held at the end of the year, under 'Change in fair value of investment properties'	237,820	1,183	239,003
於二零一七年一月一日	At 1 January 2017	1,872,150	19,386	1,891,536
於租賃開始時由已完成物業存貨轉出	Transfer from stock of completed properties upon commencement of lease	362,595	–	362,595
公允價值收益	Fair value gains	98,268	1,508	99,776
貨幣換算差額	Currency translation differences	–	1,344	1,344
於二零一七年十二月三十一日	At 31 December 2017	2,333,013	22,238	2,355,251
年內未變現收益總額(就年終所持資產計入綜合收益表內「投資物業公允價值變動」項下)	Total unrealised gains for the year included in the consolidated income statement for assets held at the end of the year, under 'Change in fair value of investment properties'	98,268	1,508	99,776

## 綜合財務報表附註 Notes to the Consolidated Financial Statements

### 16 投資物業(續)

#### 使用重大無法觀察參數計量公允價值(第3級)(續)

已完成投資物業之公允價值已使用直接比較法估值，當中假設可以交吉形式按現狀出售物業，並參考相關市場上可取得之可比較出售交易資料。

估值時乃假設擁有人於公開市場出售物業，而並無憑藉遞延條款合約、售後租回、合營企業、管理協議或任何類似安排，以提升有關物業之價值。此外，估值時並無計及任何有關或影響出售該等物業之選擇權或優先購買權，亦並無就一次過出售或售予單一買家之該等物業提供折扣。

年內，估值技巧並無變動。

本集團根據經營租賃租出投資物業，初步為期2至3年，附有選擇權可按重新商定之條款續期。有關租賃概無包含或然租金。截至二零一八年十二月三十一日止年度，投資物業之租金收入總額約為港幣67,318,000元(二零一七年：港幣56,744,000元)，而相關直接開支約為港幣15,975,000元(二零一七年：港幣15,145,000元)。

### 16 INVESTMENT PROPERTIES (continued)

#### Fair value measurements using significant unobservable inputs (Level 3) (continued)

Fair values of completed investment properties have been valued by the direct comparison approach assuming sale of the properties in their existing states with the benefit of vacant possession and by making reference to comparable sales transactions as available in the relevant market.

The valuation has been made on the assumption that the owners sell the properties in the open market without the benefit of deferred term contracts, leasebacks, joint ventures, management agreements or any similar arrangements which would serve to increase the values of such properties. In addition, no account has been taken of any option or right of pre-emption concerning or affecting the sale of the properties and no allowance has been made for the properties to be sold in one lot or to a single purchaser.

There were no changes in valuation techniques during the year.

The Group leases out the investment properties under operating leases, for an initial period of 2 to 3 years, with an option to renew on renegotiated terms. None of the leases includes contingent rentals. During the year ended 31 December 2018, the gross rental income from investment properties amounted to approximately HK\$67,318,000 (2017: HK\$56,744,000) and related direct outgoings amounted to approximately HK\$15,975,000 (2017: HK\$15,145,000).

## 綜合財務報表附註 Notes to the Consolidated Financial Statements

### 17 租賃土地及土地使用權

本集團於租賃土地及土地使用權之權益指預付經營租賃款項，彼等之賬面淨值分析如下：

		二零一八年 2018 港幣千元 HK\$'000	二零一七年 2017 港幣千元 HK\$'000
於一月一日	At 1 January	18,298	17,720
攤銷	Amortisation	(602)	(590)
貨幣換算差額	Currency translation differences	(865)	1,168
於十二月三十一日	At 31 December	16,831	18,298

本集團於按賬面淨值入賬之租賃土地及土地使用權之權益為位於香港境外之10至50年之中期租賃。

### 17 LEASEHOLD LAND AND LAND USE RIGHTS

The Group's interests in leasehold land and land use rights represent prepaid operating lease payments and their net book values are analysed as follows:

The Group's interest in leasehold land and land use rights at their net book values are on medium term leases between 10 to 50 years located outside Hong Kong.

### 18 聯營公司的投資

		二零一八年 2018 港幣千元 HK\$'000	二零一七年 2017 港幣千元 HK\$'000
聯營公司的投資 － 應佔資產淨值	Investments in associates － Share of net assets	28,235	30,495

應佔資產淨值變動如下：

Movements in share of net assets is as follows:

		二零一八年 2018 港幣千元 HK\$'000	二零一七年 2017 港幣千元 HK\$'000
於一月一日	At 1 January	30,495	33,796
股息	Dividend	–	(2,000)
應佔聯營公司虧損	Share of loss of an associate	(2,227)	(1,355)
應佔聯營公司之貨幣換算差額	Share of currency translation differences of an associate	(33)	54
於十二月三十一日	At 31 December	28,235	30,495

## 綜合財務報表附註 Notes to the Consolidated Financial Statements

### 18 聯營公司的投資(續)

於二零一八年十二月三十一日，本集團於以下非上市主要聯營公司擁有權益：

公司名稱 Name of company	註冊成立地點 Place of incorporation	擁有權權益比例 Proportion of ownership interest %		主要業務 Principal activity	計量方法 Measurement method
		二零一八年 2018	二零一七年 2017		
德盈國際企業有限公司 (「德盈」) Semk International Enterprises Ltd (“Semk”)	英屬維爾京 群島 BVI	10	10	提供牌照服務及諮詢服務 Provision of licensing services and consultancy services	權益 Equity

本集團有權委任1名德盈董事會董事，因此被視為對德盈擁有重大影響力。

本集團應佔其聯營公司之收益、業績及應佔資產和負債如下：

### 18 INVESTMENTS IN ASSOCIATES (continued)

As at 31 December 2018, the Group had interests in the following principal associate, which is unlisted:

The Group has the right to appoint one director to the Board of Semk and therefore regarded as having significant influence in Semk.

The Group's share of the revenue and results of its associate and its assets and liabilities, are as follows:

		二零一八年 2018	二零一七年 2017
		港幣千元 HK\$'000	港幣千元 HK\$'000
總資產 Total assets		313,742	339,856
總負債 Total liabilities		(31,391)	(34,906)
資產淨值 Net assets		282,351	304,950
收益 Revenue		70,182	50,584
年度虧損 Loss for the year		(22,273)	(13,550)



## 綜合財務報表附註 Notes to the Consolidated Financial Statements

### 18 聯營公司的投資(續)

#### 財務資料概要對賬

所呈報財務資料與聯營公司的投資之賬面值之對賬。

		二零一八年 2018 港幣千元 HK\$'000	二零一七年 2017 港幣千元 HK\$'000
於十二月三十一日之資產淨值	Net assets at 31 December	282,351	304,950
應佔資產淨值@10%	Share of net assets @ 10%	28,235	30,495
應佔聯營公司虧損@10%	Share of loss of an associate @ 10%	(2,227)	(1,355)

本集團應佔若干聯營公司之虧損超出於該等聯營公司之投資淨額，故本集團已終止確認應佔此等聯營公司之業績。摘錄自聯營公司之相關財務報表之未確認應佔聯營公司虧損之金額(本年度及累計)如下：

### 18 INVESTMENTS IN ASSOCIATES (continued)

#### Reconciliation of summarised financial information

Reconciliation of the financial information presented to the carrying amount of its interests in the associate.

		二零一八年 2018 港幣千元 HK\$'000	二零一七年 2017 港幣千元 HK\$'000
於十二月三十一日之資產淨值	Net assets at 31 December	282,351	304,950
應佔資產淨值@10%	Share of net assets @ 10%	28,235	30,495
應佔聯營公司虧損@10%	Share of loss of an associate @ 10%	(2,227)	(1,355)

The Group has discontinued the recognition of its share of result of certain associates as the Group's share of losses in these associates exceed its net investments in these associates. The amounts of unrecognised share of loss of associates, extracted from the relevant financial statements of associates, both for the year and cumulatively, are as follows:

		二零一八年 2018 港幣千元 HK\$'000	二零一七年 2017 港幣千元 HK\$'000
累計未確認應佔聯營公司虧損	Accumulated unrecognised share of losses of associates	(700)	(700)

## 綜合財務報表附註 Notes to the Consolidated Financial Statements

### 19 合營企業的權益

### 19 INTERESTS IN JOINT VENTURES

		二零一八年 2018 港幣千元 HK\$'000	二零一七年 2017 港幣千元 HK\$'000
應佔資產淨值	Share of net assets	1,233,289	231,309
貸款予合營企業	Loans to joint ventures	1,177,512	952,596
		<b>2,410,801</b>	1,183,905

應佔資產／(負債)淨值之變動分析  
如下：

Movements in share of net assets/(liabilities) is analysed as follows:

		二零一八年 2018 港幣千元 HK\$'000	二零一七年 2017 港幣千元 HK\$'000
於一月一日	At 1 January	231,309	(770)
應佔合營企業利潤	Share of profits of joint ventures	1,001,980	232,079
於十二月三十一日	At 31 December	<b>1,233,289</b>	231,309

## 綜合財務報表附註 Notes to the Consolidated Financial Statements

### 19 合營企業的權益(續)

於二零一八年十二月三十一日，本集團於以下非上市主要合營企業擁有權益：

公司名稱 Name of company	註冊成立地點 Place of incorporation	擁有權益比例 Proportion of ownership interest %		主要業務 Principal activities	關係性質 Nature of the relationship	計量方法 Measurement method
		二零一八年 2018	二零一七年 2017			
Talent Chain Investments Limited	英屬維爾京群島 BVI	35.70	35.70	投資控股 Investment holding	附註 Note	權益 Equity
冠奧投資有限公司 Crown Opal Investment Limited	香港 Hong Kong	35.70	35.70	物業持有 Property holding	附註 Note	權益 Equity
Open Vantage Limited	英屬維爾京群島 BVI	35.70	35.70	物業投資 Property investment	不適用 N/A	權益 Equity

附註： Talent Chain Investments Limited之附屬公司冠奧投資有限公司從事物業持有業務。物業項目指持有位於官塘的商業樓宇，其主要包括20層辦公室樓層。於二零一八年十二月三十一日，辦公室部分的85%(二零一七年：15%)已出租及分類為投資物業。

Talent Chain Investments Limited、冠奧投資有限公司及Open Vantage Limited為私人公司，其股份並無可取得市場報價。

### 19 INTERESTS IN JOINT VENTURES (continued)

As at 31 December 2018, the Group had interests in the following principal joint ventures, which are unlisted:

Note: Crown Opal Investment Limited, a subsidiary of Talent Chain Investments Limited, is engaged in the business of property holding. The property project represents the holding of a commercial building in Kwun Tong, which mainly comprises 20-storey of office floors. As at 31 December 2018, 85% (2017: 15%) of the office portion were leased and classified as investment properties.

Talent Chain Investments Limited, Crown Opal Investment Limited and Open Vantage Limited are private companies and there is no quoted market price available for their shares.

## 綜合財務報表附註 Notes to the Consolidated Financial Statements

### 19 合營企業的權益(續)

以下列載對本集團而言屬重大之重大合營企業之財務資料概要。

### 19 INTERESTS IN JOINT VENTURES (continued)

Set out below is the summarised financial information for material joint ventures that are material to the Group.

		Talent Chain Investments Limited		Open Vantage Limited		總額 Total	
		二零一八年 2018 港幣千元 HK\$'000	二零一七年 2017 港幣千元 HK\$'000	二零一八年 2018 港幣千元 HK\$'000	二零一七年 2017 港幣千元 HK\$'000	二零一八年 2018 港幣千元 HK\$'000	二零一七年 2017 港幣千元 HK\$'000
<u>資產</u>	<u>ASSETS</u>						
<u>非流動</u>	<u>Non-current</u>						
投資物業	Investment properties	7,262,484	1,287,145	18,900	18,650	7,281,384	1,305,795
非流動資產總額	Total non-current assets	7,262,484	1,287,145	18,900	18,650	7,281,384	1,305,795
<u>流動</u>	<u>Current</u>						
流動資產總額	Total current assets	778,888	3,451,666	49	49	778,937	3,451,715
<u>負債</u>	<u>LIABILITIES</u>						
<u>流動</u>	<u>Current</u>						
應付貿易賬款及 其他流動負債 (不包括金融負債)	Trade payable and other current liabilities (excluding financial liabilities)	(204,951)	(319,706)	(138)	(52)	(205,089)	(319,758)
流動負債總額	Total current liabilities	(204,951)	(319,706)	(138)	(52)	(205,089)	(319,758)
<u>非流動</u>	<u>Non-current</u>						
金融負債	Financial liabilities	(3,725,844)	(3,659,906)	(4,172)	(4,123)	(3,730,016)	(3,664,029)
其他非流動負債	Other non-current liabilities	(670,625)	(125,799)	-	-	(670,625)	(125,799)
非流動負債總額	Total non-current liabilities	(4,396,469)	(3,785,705)	(4,172)	(4,123)	(4,400,641)	(3,789,828)
資產淨值	Net assets	3,439,952	633,400	14,639	14,524	3,454,591	647,924

附註：投資物業之公允價值已由獨立估值師以直接比較法估值。有關投資物業於公允價值等級列為第3級。

Note: Fair values of investment properties have been valued by independent valuer with the direct comparison approach. The investment properties are classified as Level 3 in fair value hierarchy.

## 綜合財務報表附註 Notes to the Consolidated Financial Statements

### 19 合營企業的權益(續)

### 19 INTERESTS IN JOINT VENTURES (continued)

		Talent Chain				總額	
		Investments Limited		Open Vantage Limited		Total	
		二零一八年	二零一七年	二零一八年	二零一七年	二零一八年	二零一七年
		2018	2017	2018	2017	2018	2017
		港幣千元	港幣千元	港幣千元	港幣千元	港幣千元	港幣千元
		HK\$'000	HK\$'000	HK\$'000	HK\$'000	HK\$'000	HK\$'000
收益	Revenue	110,077	3,508	-	-	110,077	3,508
經營開支	Operating expenses	(50,824)	(4,138)	(120)	(97)	(50,944)	(4,235)
行政開支	Administrative expenses	(89)	(70)	(15)	(12)	(104)	(82)
銷售開支	Selling expenses	-	(406)	-	-	-	(406)
投資物業公允 價值變動	Change in fair value of investment properties	3,301,977	762,420	250	14,676	3,302,227	777,096
持續經營業務之 利潤	Profit from continuing operation	3,361,141	761,314	115	14,567	3,361,256	775,881
所得稅開支	Income tax expense	(554,589)	(125,799)	-	-	(554,589)	(125,799)
除所得稅後持續 經營業務利潤	Profit after income tax from continuing operation	2,806,552	635,515	115	14,567	2,806,667	650,082
其他全面收入	Other comprehensive income	-	-	-	-	-	-
全面收入總額	Total comprehensive income	2,806,552	635,515	115	14,567	2,806,667	650,082

## 綜合財務報表附註 Notes to the Consolidated Financial Statements

### 19 合營企業的權益(續)

#### 財務資料概要對賬

所呈報財務資料與合營企業權益之賬面值之對賬。

		二零一八年 2018 港幣千元 HK\$'000	二零一七年 2017 港幣千元 HK\$'000
於一月一日之資產/(負債) 淨值	Net assets/(liabilities) at 1 January	647,924	(2,158)
年度利潤	Profit for the year	2,806,667	650,082
於十二月三十一日之 資產淨值	Net assets at 31 December	3,454,591	647,924
合營企業之權益及 應佔資產@35.7%	Interests in joint ventures and share of net assets @ 35.7%	1,233,289	231,309
應佔合營企業利潤@35.7%	Share of profit of joint ventures @ 35.7%	1,001,980	232,079

貸款予合營企業為無抵押、免息及毋須於未來12個月償還。其指本集團的長期權益，大體上構成本集團於合營企業投資淨額之一部份。董事認為，向合營企業提供之貸款的賬面值與其公允價值相若。該等金額以港幣計值。

於二零一八年十二月三十一日，本集團並無有關發展項目之資本承擔或或然負債。

### 19 INTERESTS IN JOINT VENTURES (continued)

#### Reconciliation of summarised financial information

Reconciliation of the financial information presented to the carrying amount of its interests in the joint ventures.

The loans to joint ventures are unsecured, interest-free and will not be repaid in the coming 12 months. They represent the Group's long-term interests that in substance form part of the Group's net investments in the joint ventures. The Directors consider that the carrying amounts of the loans to the joint ventures approximate their fair value. The amounts are denominated in Hong Kong dollars.

As at 31 December 2018, the Group has no capital commitments nor contingent liabilities related to the development project.

## 綜合財務報表附註

### Notes to the Consolidated Financial Statements

#### 20 附屬公司

#### 20 SUBSIDIARIES

於二零一八年十二月三十一日，主要附屬公司之詳情如下：

Details of the principal subsidiaries as at 31 December 2018 are as follows:

公司名稱 Name of company	註冊成立地點 Place of incorporation	已發行及繳足股本 Issued and fully paid share capital	本集團應佔股本權益百分比 Percentage of equity interest attributable to the Group		主要業務 Principal activities
			二零一八年 2018	二零一七年 2017	
Bollardbay Limited	英屬維爾京群島 BVI	357美元 US\$357	100%	100%	投資控股 Investment holding
邦緯有限公司 Bondwise Limited	香港 Hong Kong	港幣2元 HK\$2	100%	100%	投資控股 Investment holding
Catel (B.V.I.) Limited	英屬維爾京群島 BVI	港幣110元 HK\$110	100%	100%	投資控股 Investment holding
易偉有限公司 Easywise Limited	香港 Hong Kong	港幣1元 HK\$1	100%	100%	物業持有 Property holding
偉立晉科技(集團)有限公司 Emerging Technology (Holdings) Limited	香港 Hong Kong	港幣1,000,000元 HK\$1,000,000	95%	95%	開發、推廣及分銷無線多媒體移動裝置 Development, marketing and distribution of wireless multimedia mobile devices
兆偉實業有限公司 Siu Wai Industrial Limited	香港 Hong Kong	港幣2元 HK\$2	100%	100%	投資控股及作為其直接控股公司的代理 Investment holding and acting as an agent for its immediate holding company
Ubiquitous International Limited	英屬維爾京群島 BVI	1美元 US\$1	100%	100%	投資控股 Investment holding

## 綜合財務報表附註 Notes to the Consolidated Financial Statements

### 20 附屬公司(續)

### 20 SUBSIDIARIES (continued)

公司名稱 Name of company	註冊成立地點 Place of incorporation	已發行及繳足股本 Issued and fully paid share capital	本集團應佔股本權益百分比 Percentage of equity interest attributable to the Group		主要業務 Principal activities
			二零一八年 2018	二零一七年 2017	
Wapdon Company Limited	香港 Hong Kong	港幣2元 HK\$2	100%	100%	投資控股 Investment holding
華高科技(蘇州)有限公司 <sup>#</sup> Welco Technology (Suzhou) Limited <sup>#</sup>	中國 PRC	24,000,000美元 US\$24,000,000	100%	100%	製造電子產品 Electronic products manufacturing
華高王氏科技(深圳)有限公司 <sup>#</sup> Welco Wong's Technology (Shenzhen) Limited <sup>#</sup>	中國 PRC	30,000,000美元 US\$30,000,000	100%	100%	製造電子產品 Electronic products manufacturing
華納科技(深圳)有限公司 <sup>#</sup> Wellop Technology (Shenzhen) Limited <sup>#</sup>	中國 PRC	7,500,000美元 US\$7,500,000	100%	100%	製造電子產品 Electronic products manufacturing
Wong's Circuits (Holdings) Pte Ltd	新加坡 Singapore	102,799,653 新加坡元 S\$102,799,653	100%	100%	投資控股 Investment holding
王氏電子有限公司 Wong's Electronics Company Limited	香港 Hong Kong	港幣1,000,000元 HK\$1,000,000	100%	100%	電子產品貿易 Electronic products trading
王氏工業(集團)有限公司 Wong's Industrial (Holdings) Limited	香港 Hong Kong	港幣500元 HK\$500	100%	100%	投資控股 Investment holding
Wong's International Japan Inc.	日本 Japan	20,000,000日圓 JPY20,000,000	100%	100%	銷售及市場拓展 Sales and marketing
Wong's International USA Corporation	美國 United States of America	10,000美元 US\$10,000	100%	100%	市場拓展 Marketing

\* 此公司為外商獨資企業。

# The company is a wholly-owned foreign enterprise.



## 綜合財務報表附註 Notes to the Consolidated Financial Statements

### 20 附屬公司(續)

上表列出對本集團業績有重大影響或佔本集團主要部分資產淨值之主要附屬公司。本公司董事及本集團管理層認為，載列其他附屬公司之全部詳情將過分冗長。

概無披露擁有非控股權益之附屬公司之財務資料概要，因為董事認為該等附屬公司並不重要。

截至二零一八年十二月三十一日止年度內任何時間，附屬公司概無任何已發行貸款資本。

### 21 可供出售金融資產及按公允價值計入其他全面收入的金融資產

#### (i) 按公允價值計入其他全面收入的金融資產之分類

按公允價值計入其他全面收入的金融資產包括並非持作買賣的股本證券，且本集團已於初步確認時不可撤回地選擇將其於此類別內確認。該等證券為策略投資，且本集團認為此分類更有相關性。

### 20 SUBSIDIARIES (continued)

The above lists the principal subsidiaries which principally affected the results or formed a substantial portion of the net assets of the Group. To give details of other subsidiaries would, in the opinion of the Company's Directors and the Group's management, result in particulars of excessive length.

No summarised financial information for subsidiary that has non-controlling interests is disclosed as the Directors consider they are not material.

None of the subsidiaries had any loan capital in issue at any time during the year ended 31 December 2018.

### 21 AVAILABLE-FOR-SALE FINANCIAL ASSETS AND FINANCIAL ASSETS AT FAIR VALUE THROUGH OTHER COMPREHENSIVE INCOME

#### (i) Classification of financial assets at fair value through other comprehensive income

Financial assets at fair value through other comprehensive income comprise equity securities which are not held for trading, and which the Group has irrevocably elected at initial recognition to recognise in this category. These are strategic investments and the Group considers this classification to be more relevant.

## 綜合財務報表附註 Notes to the Consolidated Financial Statements

### 21 可供出售金融資產及按公允價值計入其他全面收入的金融資產(續)

#### (ii) 按公允價值計入其他全面收益的股權投資

按公允價值計入其他全面收益的股權投資包括以下個別投資：

### 21 AVAILABLE-FOR-SALE FINANCIAL ASSETS AND FINANCIAL ASSETS AT FAIR VALUE THROUGH OTHER COMPREHENSIVE INCOME (continued)

#### (ii) Equity investments at fair value through other comprehensive income

Equity investments at fair value through other comprehensive income comprise the following individual investments:

		二零一八年 2018 港幣千元 HK\$'000	二零一七年 2017 港幣千元 HK\$'000
上市股本證券	Listed equity securities		
– 於香港上市	– Listed in Hong Kong	166	–
– 於香港境外上市	– Listed outside Hong Kong	33	–
非上市股本證券	Unlisted equity securities	4,162	–
		4,361	–
上市證券市值	Market value of listed securities	199	–
		二零一八年 2018 港幣千元 HK\$'000	二零一七年 2017 港幣千元 HK\$'000
非流動	Non-current	4,195	–
流動	Current	166	–
總計	Total	4,361	–

截至二零一八年十二月三十一日止年度確認按公允價值計入其他全面收入的金融資產之公允價值變動為港幣1,172,000元。

The changes in fair value of financial assets at fair value through other comprehensive income of HK\$1,172,000 was recognised for the year ended 31 December 2018.

## 綜合財務報表附註 Notes to the Consolidated Financial Statements

### 21 可供出售金融資產及按公允價值計入其他全面收入的金融資產(續)

#### (ii) 按公允價值計入其他全面收益的股權投資(續)

處置該等股權投資時，投資重估儲備的所有相關餘額均被重分類至保留盈利。於上一財政年度，本集團已將股權投資指定為可供出售，而管理層擬中長期持有該等投資。

附註2.1.1解釋會計政策變更以及將若干股權投資從可供出售重新分類至按公允價值計入其他全面收入。附註2.9載列了其餘會計政策。

#### (iii) 早前分類為可供出售金融資產

		二零一八年 2018 港幣千元 HK\$'000	二零一七年 2017 港幣千元 HK\$'000
上市股本證券	Listed equity securities		
– 於香港上市	– Listed in Hong Kong	–	658
– 於香港境外上市	– Listed outside Hong Kong	–	31
非上市股本證券	Unlisted equity securities	–	2,500
		–	3,189
上市證券市值	Market value of listed securities	–	689

於截至二零一七年十二月三十一日止年度確認可供出售金融資產之公允價值變動為港幣464,000元(二零一八年：零)及減值虧損為港幣464,000元(二零一八年：零)。

### 21 AVAILABLE-FOR-SALE FINANCIAL ASSETS AND FINANCIAL ASSETS AT FAIR VALUE THROUGH OTHER COMPREHENSIVE INCOME (continued)

#### (ii) Equity investments at fair value through other comprehensive income (continued)

On disposal of these equity investments, any related balance within the investment revaluation reserve is reclassified to retained earnings. In the prior financial year, the Group had designated equity investments as available-for-sale where management intended to hold them for the medium to long-term.

Note 2.1.1 explains the change of accounting policy and the reclassification of certain equity investments from available-for-sale to at fair value through other comprehensive income. Note 2.9 sets out the remaining accounting policies.

#### (iii) Financial assets previously classified as available-for-sale financial assets

The changes in fair value of available-for-sale financial assets of HK\$464,000 (2018: Nil) and impairment loss of HK\$464,000 (2018: Nil) were recognised for the year ended 31 December 2017.

## 綜合財務報表附註 Notes to the Consolidated Financial Statements

### 21 可供出售金融資產及按公允價值計入其他全面收入的金融資產(續)

#### (iii) 早前分類為可供出售金融資產：(續)

##### 可供出售金融資產之分類

倘投資並無固定到期日及固定或可予釐定的付款，有關投資獲指定為可供出售金融資產，且管理層有意作中長期持有。非分類為任何其他類別的金融資產亦已納入可供出售類別。

除非金融資產已到期，或管理層有意於報告期末12個月內出售此等資產，則該等金融資產將以非流動資產呈列。

##### 可供出售金融資產之減值指標

倘證券的公允價值已出現重大或長期下跌至低於其成本值，該證券將被視作出現減值。有關本集團過往就可供出售的減值政策的進一步詳情見附註3.1。

### 21 AVAILABLE-FOR-SALE FINANCIAL ASSETS AND FINANCIAL ASSETS AT FAIR VALUE THROUGH OTHER COMPREHENSIVE INCOME (continued)

#### (iii) Financial assets previously classified as available-for-sale financial assets: (continued)

##### Classification of financial assets as available-for-sale

Investments were designated as available-for-sale financial assets if they did not have fixed maturities and fixed or determinable payments, and management intended to hold them for the medium to long-term. Financial assets that were not classified into any of the other categories were also included in the available-for-sale category.

The financial assets were presented as non-current assets unless they matured, or management intended to dispose of them within 12 months of the end of the reporting period.

##### Impairment indicators for available-for-sale financial assets

A security was considered to be impaired if there had been a significant or prolonged decline in the fair value below its cost. See Note 3.1 for further details about the Group's previous impairment policies for available-for-sale financial assets.

## 綜合財務報表附註 Notes to the Consolidated Financial Statements

### 22 遞延所得稅資產／(負債)

以下為遞延所得稅資產及遞延所得稅負債分析：

		二零一八年 2018 港幣千元 HK\$'000	二零一七年 2017 港幣千元 HK\$'000
遞延所得稅資產	Deferred income tax assets	21,179	15,758
遞延所得稅負債	Deferred income tax liabilities	(98,671)	(95,233)
<b>遞延稅項負債淨值</b>	<b>Net deferred tax liabilities</b>	<b>(77,492)</b>	<b>(79,475)</b>

遞延所得稅賬目變動總額如下：

The analysis of deferred income tax assets and deferred income tax liabilities is as follows:

The gross movements on the deferred income tax account is as follows:

		二零一八年 2018 港幣千元 HK\$'000	二零一七年 2017 港幣千元 HK\$'000
於一月一日	At 1 January	(79,475)	(82,159)
於綜合收益表確認(附註12)	Recognised in the consolidated income statement (Note 12)	3,397	1,061
於其他全面收入確認	Recognised in other comprehensive income	(383)	677
貨幣換算差額	Currency translation differences	(1,031)	946
<b>於十二月三十一日</b>	<b>At 31 December</b>	<b>(77,492)</b>	<b>(79,475)</b>

## 綜合財務報表附註 Notes to the Consolidated Financial Statements

### 22 遞延所得稅資產／(負債)(續)

未計入抵銷同一稅務機關之結餘前，遞延所得稅資產及負債於年內之變動如下：

遞延所得稅資產：

### 22 DEFERRED INCOME TAX ASSETS/(LIABILITIES) (continued)

The movements in deferred income tax assets and liabilities during the year, without taking into consideration the offsetting of balances within the same tax jurisdiction, is as follows:

Deferred income tax assets:

		減速稅項折舊 Decelerated tax depreciation 港幣千元 HK\$'000	撥備 Provision 港幣千元 HK\$'000	政府補助 Government grant 港幣千元 HK\$'000	衍生工具 公允價值 －利率掉期 Fair value of derivative － interest rate swap 港幣千元 HK\$'000	總額 Total 港幣千元 HK\$'000
於二零一六年十二月三十一日	At 31 December 2016	5,080	7,576	–	–	12,656
於綜合收益表計入	Credited to the consolidated income statement	352	1,127	–	–	1,479
於其他全面收入計入	Credited to the other comprehensive income	–	–	–	677	677
貨幣換算差額	Currency translation differences	420	526	–	–	946
於二零一七年十二月三十一日	At 31 December 2017	5,852	9,229	–	677	15,758
於綜合收益表計入／(扣除)	Credited/(charged) to the consolidated income statement	(1,007)	4,145	3,697	–	6,835
於其他全面收入計入	Charged to the other comprehensive income	–	–	–	(383)	(383)
貨幣換算差額	Currency translation differences	(298)	(593)	(140)	–	(1,031)
於二零一八年十二月三十一日	At 31 December 2018	4,547	12,781	3,557	294	21,179

## 綜合財務報表附註 Notes to the Consolidated Financial Statements

### 22 遞延所得稅資產／(負債)(續)

### 22 DEFERRED INCOME TAX ASSETS/(LIABILITIES) (continued)

遞延所得稅負債：

Deferred income tax liabilities:

		加速稅項折舊 Accelerated tax depreciation 港幣千元 HK\$'000	物業公允 價值調整 Fair value adjustment on properties 港幣千元 HK\$'000	總額 Total 港幣千元 HK\$'000
於二零一六年十二月 三十一日	At 31 December 2016	(3,331)	(91,484)	(94,815)
於綜合收益表扣除	Charged to the consolidated income statement	(418)	—	(418)
於二零一七年十二月 三十一日	At 31 December 2017	(3,749)	(91,484)	(95,233)
於綜合收益表扣除	Charged to the consolidated income statement	(1,722)	(1,716)	(3,438)
於二零一八年十二月 三十一日	At 31 December 2018	(5,471)	(93,200)	(98,671)

遞延所得稅資產乃因應相關稅務利益可能透過未來應課稅利潤變現而就所結轉之稅項虧損進行確認。於二零一八年十二月三十一日，本集團可用以抵銷未來利潤之估計未動用稅項虧損約為港幣166,181,000元（二零一七年：港幣165,414,000元）。由於透過該等結轉之稅項虧損之未來應課稅利潤變現有關稅項利益的機會不高，故未就稅項虧損確認遞延稅項資產。所有稅項虧損均可無限期結轉。

Deferred income tax assets are recognised for tax loss carry-forwards to the extent that the realisation of the related tax benefit through future taxable profits is probable. As at 31 December 2018, the Group has estimated unused tax losses of approximately HK\$166,181,000 (2017: HK\$165,414,000) available for offsetting against future profits. No deferred tax asset has been recognised in respect of the tax losses as the realisation of the related tax benefit through future taxable profit from these tax loss carry-forwards is not probable. All the tax losses may be carried forward indefinitely.

## 綜合財務報表附註 Notes to the Consolidated Financial Statements

### 22 遞延所得稅資產／(負債)(續)

未就若干於中國註冊成立的附屬公司的未分派保留利潤的預扣稅確認遞延稅項負債，此乃由於分派該等未分派保留盈利的機會不高。於二零一八年十二月三十一日，本集團於中國註冊成立的附屬公司合共擁有約港幣1,010,467,000元(二零一七年：港幣871,507,000元)之未分派保留利潤。就中國註冊成立之附屬公司所分派股息之適用預扣稅率介乎5%至10%。

### 22 DEFERRED INCOME TAX ASSETS/(LIABILITIES) (continued)

No deferred tax liability has been recognised in respect of the withholding tax on the undistributed retained profits of certain PRC incorporated subsidiaries as the distribution of these undistributed retained earnings is not probable. As at 31 December 2018, the Group's PRC incorporated subsidiaries have approximately HK\$1,010,467,000 (2017: HK\$871,507,000) undistributed retained profits in aggregate. The applicable withholding tax rate on dividend distributed by PRC incorporated subsidiaries is ranged from 5% to 10%.

### 23 存貨

### 23 INVENTORIES

		二零一八年 2018 港幣千元 HK\$'000	二零一七年 2017 港幣千元 HK\$'000
原材料	Raw materials	301,458	270,032
在製品	Work in progress	43,051	30,596
製成品	Finished goods	156,417	213,846
		<b>500,926</b>	514,474

截至二零一八年十二月三十一日止年度，存貨之撥備港幣8,393,000元(二零一七年：港幣4,652,000元)確認為開支並於綜合收益表計入「所使用之原料及消耗品」。

During the year ended 31 December 2018, provision for inventories amounted to HK\$8,393,000 (2017: HK\$4,652,000) was recognised as an expense and included in 'raw materials and consumables used' in the consolidated income statement.



## 綜合財務報表附註

### Notes to the Consolidated Financial Statements

#### 24 已完成物業存貨

#### 24 STOCK OF COMPLETED PROPERTIES

		二零一八年 2018 港幣千元 HK\$'000	二零一七年 2017 港幣千元 HK\$'000
於一月一日	At 1 January	369,715	732,310
於租賃開始時轉撥至 投資物業(附註16)	Transfer to investment properties upon commencement of lease (Note 16)	(1,350)	(362,595)
於十二月三十一日	At 31 December	368,365	369,715

已完成物業存貨包括：

Stock of completed properties comprised:

		二零一八年 2018 港幣千元 HK\$'000	二零一七年 2017 港幣千元 HK\$'000
商業辦公室單位	Commercial office units	348,015	348,015
車位	Car parking space	20,350	21,700
		368,365	369,715

已完成物業存貨全部均位於香港。於二零一八年十二月三十一日，賬面值港幣368,365,000元(二零一七年：港幣369,715,000元)之已完成物業存貨已抵押作為本集團貸款之抵押品(附註33)。

The stock of completed properties are all located in Hong Kong. As at 31 December 2018, stock of completed properties with carrying value of HK\$368,365,000 (2017: HK\$369,715,000) were pledged as collateral for the Group's borrowings (Note 33).

綜合財務報表附註  
Notes to the Consolidated Financial Statements

25 應收貿易賬款

25 TRADE RECEIVABLES

		二零一八年 2018 港幣千元 HK\$'000	二零一七年 2017 港幣千元 HK\$'000
應收貿易賬款	Trade receivables	943,880	910,284
減：應收貿易賬款之 減值撥備	Less: allowance for impairment of trade receivables	(1,866)	—
		<b>942,014</b>	910,284

本集團給予貿易客戶之賒賬期主要介乎30日至120日不等，且並無收取任何利息。

本集團設有既定信貸政策。一般信貸期為一至三個月。每位客戶均有最高信貸額。本集團設法維持嚴格控制其被拖欠之應收款項，以減低信貸風險。本集團並無就應收貿易賬款結餘持有任何抵押品或採用其他信貸提升措施。高級管理人員定期檢討逾期結餘。應收貿易賬款乃不計息。

本集團應收貿易賬款按發票日期之賬齡分析如下：

The credit period allowed by the Group to its trade customers mainly ranges from 30 days to 120 days and no interest is charged.

A defined credit policy is maintained within the Group. The general credit terms range from one to three months. Each customer has a maximum credit limit. The Group seeks to maintain strict control over its outstanding receivables to minimise its credit risk. The Group does not hold any collateral or other credit enhancements over its trade receivable balances. Overdue balances are regularly reviewed by senior management. Trade receivables are non-interest-bearing.

Ageing analysis of the Group's trade receivables by invoice date is as follows:

		二零一八年 2018 港幣千元 HK\$'000	二零一七年 2017 港幣千元 HK\$'000
0至60日	0-60 days	614,518	634,295
61至90日	61-90 days	186,539	195,052
超過90日	Over 90 days	142,823	80,937
		<b>943,880</b>	910,284

## 綜合財務報表附註

### Notes to the Consolidated Financial Statements

#### 25 應收貿易賬款(續)

本集團應收貿易賬款之減值撥備變動如下：

		二零一八年 2018 港幣千元 HK\$'000	二零一七年 2017 港幣千元 HK\$'000
於一月一日	At 1 January	–	–
已確認之減值虧損	Impairment losses recognised	1,866	–
於十二月三十一日	At 31 December	1,866	–

本集團應用香港財務報告準則第9號計量預期信貸損失之簡化方法，就所有應收貿易賬款使用年期預期虧損撥備。附註3.1(b)提供有關計算該撥備之詳情。

應收貿易賬款之賬面值與公允價值相若。

本集團應收貿易賬款之賬面值以下列貨幣計值：

		二零一八年 2018 港幣千元 HK\$'000	二零一七年 2017 港幣千元 HK\$'000
美元	United States dollar	552,405	562,700
人民幣	Chinese renminbi	311,940	268,294
港幣	Hong Kong dollar	79,535	79,290
		943,880	910,284

#### 25 TRADE RECEIVABLES (continued)

The movements on the Group's allowance for impairment of trade receivables are as follows:

The Group applies the HKFRS 9 simplified approach to measuring expected credit losses which uses a lifetime expected loss allowance for all trade receivables. Note 3.1(b) provides for details about the calculation of the allowance.

The carrying amount of trade receivables approximate their fair values.

The carrying amounts of the Group's trade receivables are denominated in the following currencies:

綜合財務報表附註  
Notes to the Consolidated Financial Statements

26 預付款項、訂金及其他應收賬款 26 PREPAYMENTS, DEPOSITS AND OTHER RECEIVABLES

		二零一八年 2018 港幣千元 HK\$'000	二零一七年 2017 港幣千元 HK\$'000
固定資產之按金	Deposits for fixed assets	7,536	18,375
預付存貨	Prepayments for inventories	8,231	7,821
應收增值稅	Value added tax receivables	11,846	39,416
應收實際租金	Effective rent receivable	4,825	3,673
管理費及公共事業按金	Management and utility deposit	6,071	6,071
就出售物業之初始訂金	Initial deposits for disposal of properties	11,904	-
其他應收賬款及預付款項	Other receivables and prepayments	58,145	48,794
		<b>108,558</b>	124,150
減：非流動部份	Less: non-current portion	(13,607)	(24,446)
流動部份	Current portion	<b>94,951</b>	99,704

預付款項、訂金及其他應收賬款之賬面值以下列貨幣計值：

The carrying amounts of prepayments, deposits and other receivables are denominated in the following currencies:

		二零一八年 2018 港幣千元 HK\$'000	二零一七年 2017 港幣千元 HK\$'000
人民幣	Chinese renminbi	47,587	71,172
美元	United States dollar	1,670	2,404
港幣	Hong Kong dollar	58,056	50,303
日圓	Japanese yen	1,178	241
其他	Others	67	30
		<b>108,558</b>	124,150

## 綜合財務報表附註

### Notes to the Consolidated Financial Statements

#### 27 應收聯營公司款項

#### 27 AMOUNTS DUE FROM ASSOCIATES

		二零一八年 2018 港幣千元 HK\$'000	二零一七年 2017 港幣千元 HK\$'000
應收聯營公司款項	Amounts due from associates	11	2,009

應收聯營公司款項為無抵押、免息及無預定還款期。賬面值與彼等之公允價值相若。於二零一八年十二月三十一日，應收聯營公司款項約港幣1,349,000元（二零一七年：港幣1,349,000元）已作減值。並未到期或減值之餘額之信貸質素由管理層參考關於對手方違約比率之過往資料評估。應收聯營公司款項以港幣計值。

The amounts due from associates are unsecured, interest-free and without pre-determined repayment terms. The carrying amounts approximate their fair values. As at 31 December 2018, amounts due from associates of approximately HK\$1,349,000 (2017: HK\$1,349,000) were impaired. The credit quality of the balances that are neither past due nor impaired were assessed by management with reference to historical information about counter-party default rates. The amounts due from associates were denominated in Hong Kong dollar.

#### 28 現金及現金等價物及短期銀行存款

#### 28 CASH AND CASH EQUIVALENTS AND SHORT-TERM BANK DEPOSITS

		二零一八年 2018 港幣千元 HK\$'000	二零一七年 2017 港幣千元 HK\$'000
手頭現金	Cash on hand	402	259
銀行存款	Cash at bank	447,335	470,198
現金及現金等價物	Cash and cash equivalents	447,737	470,457
原到期日為超過三個月之 短期銀行存款	Short-term bank deposits with original maturity over three months	500,395	373,630
		948,132	844,087

## 綜合財務報表附註 Notes to the Consolidated Financial Statements

### 28 現金及現金等價物及短期銀行存款(續)

現金及現金等價物及短期銀行存款以下列貨幣計值：

### 28 CASH AND CASH EQUIVALENTS AND SHORT-TERM BANK DEPOSITS (continued)

Cash and cash equivalents and short-term bank deposits were denominated in the following currencies:

		二零一八年 2018 港幣千元 HK\$'000	二零一七年 2017 港幣千元 HK\$'000
港幣	Hong Kong dollar	73,373	100,861
人民幣	Chinese renminbi	187,280	162,337
美元	United States dollar	679,518	572,087
其他	Others	7,961	8,802
		<b>948,132</b>	844,087

銀行存款之加權平均實際年利率為2.89%(二零一七年：2.52%)。

The weighted average effective interest rate on bank deposits was 2.89% (2017: 2.52%) per annum.

銀行存款按基於每日銀行存款利率之浮動利率賺取利息。

Cash at bank earns interest at floating rates based on daily bank deposit rates.

現金及短期存款港幣744,448,000元(二零一七年：港幣593,411,000元)乃於中國持有，須遵守當地外匯管控規定。該等當地外匯管控規定載列對從國家出口資金的限制，不包括透過一般股息。

Cash and short-term deposits of HK\$744,448,000 (2017: HK\$593,411,000) are held in China and are subject to local exchange control regulations. These local exchange control regulations provide for restrictions on exporting capital from the country, other than through normal dividends.

於二零一八年十二月三十一日，港幣14,652,000元(二零一七年：零)為於銀行持有作為電力按金及海關保證金儲備的受限制存款。

As at 31 December 2018, HK\$14,652,000 (2017: Nil) were restricted deposits held at bank as reserve for electricity deposits and custom deposits.

## 綜合財務報表附註 Notes to the Consolidated Financial Statements

### 29 分類為持作出售之非流動資產

### 29 NON-CURRENT ASSETS CLASSIFIED AS HELD FOR SALE

		二零一八年 2018 港幣千元 HK\$'000	二零一七年 2017 港幣千元 HK\$'000
分類為持作出售之資產 – 投資物業	Assets classified as held for sale – Investment properties	88,383	–

於二零一八年十二月二十四日，本集團與一名第三方買家訂立臨時買賣協議，據此買家同意分別以港幣88,383,000元及港幣149,699,000元購買若干投資物業及已完成物業存貨。完成訂於二零一九年四月十五日或之前進行。

On 24 December 2018, the Group entered into a provisional sale and purchase agreement with a third party purchaser whereby, the purchaser agreed to purchase certain investment properties and stock of completed properties at the consideration of HK\$88,383,000 and HK\$149,699,000 respectively. Completion is scheduled to take place on or before 15 April 2019.

### 30 衍生金融工具

### 30 DERIVATIVE FINANCIAL INSTRUMENTS

衍生工具僅用作經濟對沖用途而非投機。然而，倘衍生工具不符合對沖標準，則會就下列入賬目的而分類為「持作買賣」。本集團有以下衍生金融工具：

Derivatives are only used for economic hedging purposes and not as speculative investments. However, where derivatives do not meet the hedging criteria, they are classified as 'held for trading' for accounting purposes below. The Group has the following derivative financial instruments:

		二零一八年 2018		二零一七年 2017	
		資產 Assets 港幣千元 HK\$'000	負債 Liabilities 港幣千元 HK\$'000	資產 Assets 港幣千元 HK\$'000	負債 Liabilities 港幣千元 HK\$'000
利率掉期 – 持作買賣	Interest rate swaps – Held-for-trading	–	19	–	120
利率掉期 – 現金流量對沖	Interest rate swaps – Cash flow hedge	–	1,782	–	4,101
		–	1,801	–	4,221

## 綜合財務報表附註 Notes to the Consolidated Financial Statements

### 30 衍生金融工具(續)

未完利率掉期合約於二零一八年十二月三十一日之名義本金額為港幣510,350,000元(二零一七年:港幣517,250,000元)。

衍生工具分類為按公允價值計入損益的金融資產及負債並按以公允價值計量且其變動計入損益入賬，除非指定為對沖工具則作別論。倘衍生工具預期於報告期末後12個月內結算，即會呈列為流動資產或負債。

本集團有關現金流量對沖之會計政策載於附註2.12。有關釐定衍生工具公允價值所用之方法及假設請參閱附註3.3。

### 31 應付貿易賬款

本集團應付貿易賬款按發票日期之賬齡分析如下：

### 30 DERIVATIVE FINANCIAL INSTRUMENTS (continued)

The notional principal amount of the outstanding interest rate swap contract at 31 December 2018 was HK\$510,350,000 (2017: HK\$517,250,000).

Derivatives are classified as financial assets and liabilities at fair value through profit or loss and accounted for at fair value through profit or loss unless they are designated as hedges. They are presented as current assets or liabilities if they are expected to be settled within 12 months after the end of the reporting period.

The Group's accounting policy for its cash flow hedges is set out in Note 2.12. For information about the methods and assumptions used in determining the fair value of derivatives please refer to Note 3.3.

### 31 TRADE PAYABLES

Ageing analysis of the Group's trade payables by invoice date is as follows:

		二零一八年 2018 港幣千元 HK\$'000	二零一七年 2017 港幣千元 HK\$'000
0至60日	0-60 days	612,395	546,198
61至90日	61-90 days	98,102	104,018
超過90日	Over 90 days	51,378	43,438
		<b>761,875</b>	693,654



## 綜合財務報表附註 Notes to the Consolidated Financial Statements

### 31 應付貿易賬款(續)

本集團應付貿易賬款之賬面值以下列貨幣計值：

### 31 TRADE PAYABLES (continued)

The carrying amounts of the Group's trade payables are denominated in the following currencies:

		二零一八年 2018 港幣千元 HK\$'000	二零一七年 2017 港幣千元 HK\$'000
港幣	Hong Kong dollar	204,227	195,656
人民幣	Chinese renminbi	94,705	83,755
美元	United States dollar	435,165	383,726
日圓	Japanese yen	11,980	11,359
歐元	Euro	15,665	18,960
其他	Others	133	198
		<b>761,875</b>	693,654

### 32 應計費用及其他應付賬款

### 32 ACCRUALS AND OTHER PAYABLES

		二零一八年 2018 港幣千元 HK\$'000	二零一七年 2017 港幣千元 HK\$'000
客戶訂金及墊款	Deposits and advances received from customers	–	120,780
應計僱員福利成本	Accrued employee benefit costs	106,999	106,066
其他應付稅項	Other tax payables	7,843	4,038
應計航運、交付及儲存費用	Accrued freight, delivery and storage charges	13,980	14,581
應計公共事業費用	Accrued utilities charges	1,774	1,660
應計應付建築費	Accrued construction payables	19,158	30,266
其他	Others	89,025	84,203
		<b>238,779</b>	361,594
減：非流動部分	Less: non-current portion	(11,381)	–
流動部分	Current portion	<b>227,398</b>	361,594

## 綜合財務報表附註 Notes to the Consolidated Financial Statements

### 32 應計費用及其他應付賬款(續)

本集團應計費用及其他應付賬款之賬面值以下列貨幣計值：

### 32 ACCRUALS AND OTHER PAYABLES (continued)

The carrying amounts of the Group's accruals and other payables are denominated in the following currencies:

		二零一八年 2018 港幣千元 HK\$'000	二零一七年 2017 港幣千元 HK\$'000
人民幣	Chinese renminbi	105,251	139,496
港幣	Hong Kong dollar	111,843	148,916
美元	United States dollar	21,313	72,780
日圓	Japanese yen	85	56
其他	Others	287	346
		<b>238,779</b>	<b>361,594</b>

### 33 貸款

### 33 BORROWINGS

		二零一八年 2018 港幣千元 HK\$'000	二零一七年 2017 港幣千元 HK\$'000
信託收據銀行貸款，無抵押	Trust receipt bank loans, unsecured	307,417	288,354
短期銀行貸款，無抵押	Short-term bank loans, unsecured	328,000	290,000
部分長期銀行貸款， 於一年內償還，有抵押	Portion of long-term bank loans due for repayment within one year, secured	92,984	66,054
部分長期銀行貸款， 於一年後償還，有抵押	Portion of long-term bank loans due for repayment after one year, secured	1,422,432	1,346,446
來自銀行之部分按揭貸款， 於一年內償還	Portion of a mortgage loan from bank due for repayment within one year	6,900	6,900
來自銀行之部分按揭貸款， 於一年後償還及具有 於要求時償還條文	Portion of a mortgage loan from bank due for repayment after one year which contains a repayment on demand clause	3,450	10,350
總貸款	Total borrowings	<b>2,161,183</b>	<b>2,008,104</b>

## 綜合財務報表附註

### Notes to the Consolidated Financial Statements

#### 33 貸款(續)

#### 33 BORROWINGS (continued)

		二零一八年 2018 港幣千元 HK\$'000	二零一七年 2017 港幣千元 HK\$'000
非流動	Non-current	1,422,432	1,346,446
流動	Current	738,751	661,658
總貸款	Total borrowings	2,161,183	2,008,104

於二零一八年十二月三十一日，本集團貸款之償還情況如下：

At 31 December 2018, the Group's borrowings were repayable as follows:

		二零一八年 2018 港幣千元 HK\$'000	二零一七年 2017 港幣千元 HK\$'000
1年內	Within 1 year	738,751	661,658
1至2年	Between 1 and 2 years	512,984	66,054
2至5年	Between 2 and 5 years	909,448	1,280,392
總貸款	Total borrowings	2,161,183	2,008,104

於二零一八年十二月三十一日，約港幣10,350,000元(二零一七年：港幣17,250,000元)之按揭貸款由賬面值為港幣83,903,000元(二零一七年：港幣86,139,000元)之本集團土地及樓宇抵押(附註15)。

As at 31 December 2018, mortgage loan of approximately HK\$10,350,000 (2017: HK\$17,250,000) was secured by the land and buildings of the Group with a carrying amount of HK\$83,903,000 (2017: HK\$86,139,000) (Note 15).

## 綜合財務報表附註 Notes to the Consolidated Financial Statements

### 33 貸款(續)

於二零一八年十二月三十一日，港幣1,515,416,000元(二零一七年：港幣1,412,500,000元)之長期銀行貸款以下列各項為保證：

- 賬面值約港幣2,474,100,000元(二零一七年：港幣2,324,613,000元)之投資物業、賬面值約港幣368,365,000元(二零一七年：港幣369,715,000元)之已完成物業存貨及賬面值約港幣88,383,000元(二零一七年：零)之分類為持作出售之非流動資產之押記；
- 本集團於合營企業Talent Chain Investments Limited全部權益之股份押記；
- 本公司一家間接全資附屬公司所提供上限為港幣760,000,000元之擔保。

於二零一八年十二月三十一日，本集團之貸款由本公司提供之企業擔保作保證。

### 33 BORROWINGS (continued)

As at 31 December 2018, the long-term bank loans of HK\$1,515,416,000 (2017: HK\$1,412,500,000) was secured by the following:

- Charges over investment properties with carrying amount of approximately HK\$2,474,100,000 (2017:HK\$2,324,613,000), stock of completed properties with carrying amount of approximately HK\$368,365,000 (2017:HK\$369,715,000) and non-current assets classified as held for sale with carrying amount of approximately HK\$88,383,000 (2017: Nil);
- A share charge over the Group's entire interest in Talent Chain Investments Limited, a joint venture of the Group;
- A guarantee limited to HK\$760,000,000 from an indirect wholly-owned subsidiary of the Company.

As at 31 December 2018, the Group's borrowings were secured by the corporate guarantee given by the Company.

## 綜合財務報表附註 Notes to the Consolidated Financial Statements

### 33 貸款(續)

除上述各項外，本集團已同意遵守某些銀行施加之若干財務限制契約。

因流動貸款之到期日較短，故其賬面值與公允價值相若。

非流動貸款之賬面值與其公允價值相若。公允價值乃根據按貸款利率3.10%(二零一七年：2.29%)折現之現金流，並屬於公允價值等級第2級。

本集團貸款之賬面值以港幣計值。

貸款於報告期末之實際年利率如下：

### 33 BORROWINGS (continued)

In addition to the above, the Group has agreed to comply with certain restrictive financial covenants imposed by certain banks.

The carrying amounts of the current borrowings approximate their fair values due to their short maturities.

The carrying amount of the non-current borrowing approximates its fair value. The fair value is based on the cash flow discounted using a rate based on the borrowing rate of 3.10% (2017: 2.29%) and is within level 2 of the fair value hierarchy.

The carrying amounts of the Group's borrowings are denominated in Hong Kong dollar.

The effective annual interest rates of borrowings at the end of the reporting periods are as follows:

		二零一八年 2018	二零一七年 2017
長期銀行貸款	Long-term bank loan	3.45% -3.97%	1.94% -2.51%
信託收據銀行貸款	Trust receipt bank loans	1.91% -3.52%	1.89% -2.14%
短期銀行貸款	Short-term bank loans	2.75% -3.44%	1.94% -2.51%
按揭貸款	Mortgage loan	2.9% -3.43%	1.65% -1.82%

## 綜合財務報表附註 Notes to the Consolidated Financial Statements

### 34 股本

### 34 SHARE CAPITAL

		股份數目 Number of shares	面值 Nominal value 港幣千元 HK\$'000
每股面值港幣0.10元之普通股	Ordinary shares of HK\$0.10 each		
法定股本：	Authorised:		
於二零一七年一月一日、 二零一七年十二月三十一日 及二零一八年十二月三十一日	At 1 January 2017, 31 December 2017 and 31 December 2018	700,000,000	70,000
已發行及繳足股本：	Issued and fully paid:		
於二零一七年一月一日、 二零一七年十二月三十一日 及二零一八年十二月三十一日	At 1 January 2017, 31 December 2017 and 31 December 2018	478,483,794	47,848

年內，本公司或其任何附屬公司概無購買、出售或贖回本公司任何上市證券。

Neither the Company nor any of its subsidiaries purchased, sold or redeemed any of the Company's listed securities during the year.

## 綜合財務報表附註

## Notes to the Consolidated Financial Statements

## 35 RESERVES

## 35 儲備

	股份溢價 Share premium 港幣千元 HK\$'000	資本贖回儲備 Capital redemption reserve 港幣千元 HK\$'000	實繳盈餘 Contributed surplus 港幣千元 HK\$'000	投資重估儲備 Investment revaluation reserve 港幣千元 HK\$'000	法定儲備 Statutory reserve 港幣千元 HK\$'000	匯兌儲備 Translation reserve 港幣千元 HK\$'000	對沖儲備 Hedging reserve 港幣千元 HK\$'000	保留盈利 Retained earnings 港幣千元 HK\$'000	小計 Sub-total 港幣千元 HK\$'000	非控股權益 Non-controlling interests 港幣千元 HK\$'000	總額 Total 港幣千元 HK\$'000
於二零一七年一月一日	153,025	345	331,559	(97)	94,133	(110,272)	-	2,476,750	2,937,443	4	2,937,447
年度利潤	-	-	-	-	-	-	-	479,907	479,907	-	479,907
可供出售金融資產 公允價值變動	-	-	-	(464)	-	-	-	-	(464)	-	(464)
重新分類至收益表之 可供出售金融資產減值	-	-	-	464	-	-	-	-	464	-	464
現金流量對沖 - 年度公允價值虧損	-	-	-	-	-	(4,101)	(4,101)	-	(4,101)	-	(4,101)
現金流量對沖 - 已確認遞延所得稅	-	-	-	-	-	677	677	-	677	-	677
貨幣換算差額	-	-	-	-	-	97,777	-	-	97,777	-	97,777
已付股息	-	-	-	-	-	-	-	(43,063)	(43,063)	-	(43,063)
轉撥至法定儲備	-	-	-	-	10,745	-	-	(10,745)	-	-	-
於二零一七年十二月三十一日	153,025	345	331,559	(97)	104,878	(20,495)	(3,424)	2,902,849	3,468,640	4	3,468,644
於二零一八年一月一日	153,025	345	331,559	(97)	104,878	(20,495)	(3,424)	2,902,849	3,468,640	4	3,468,644
年度利潤	-	-	-	-	-	-	-	1,421,749	1,421,749	-	1,421,749
按公允價值計入其他全面收入的 金融資產公允價值變動	-	-	-	1,172	-	-	-	-	1,172	-	1,172
現金流量對沖 - 年度公允價值收益	-	-	-	-	-	-	2,319	-	2,319	-	2,319
現金流量對沖 - 已確認遞延所得稅	-	-	-	-	-	-	(383)	-	(383)	-	(383)
貨幣換算差額	-	-	-	-	-	(85,274)	-	-	(85,274)	-	(85,274)
已付股息	-	-	-	-	-	-	-	(35,886)	(35,886)	-	(35,886)
轉撥至法定儲備	-	-	-	-	21,323	-	-	(21,323)	-	-	-
於二零一八年十二月三十一日	153,025	345	331,559	1,075	126,201	(105,769)	(1,488)	4,267,389	4,772,337	4	4,772,341

## 綜合財務報表附註

### Notes to the Consolidated Financial Statements

#### 35 儲備(續)

附註a：本集團之實繳盈餘指本集團於一九九零年重組時所收購附屬公司股份之面值與本公司就收購而發行股份之面值兩者之差額。

附註b：中國內地法規訂明，本公司於中國內地成立及經營之附屬公司須分配一部份除稅後利潤(抵銷過往年度虧損後)至一般儲備及企業擴展基金。

就一般儲備而言，根據中國會計法例及法規之釐定，中國實體須將其純利至少10%轉撥至法定一般儲備。有關數額須於向權益股東作出股息分派前轉撥至該儲備。當儲備結餘達到各實體註冊資本之50%，則可選擇作出任何進一步之分配。一般儲備可用於抵銷過往年度虧損或用於發行紅股股份。

就企業擴展基金而言，分配之百分比乃由董事每年釐定。企業擴展基金可用於業務經營發展。

截至二零一八年十二月三十一日止年度，港幣21,323,000元(二零一七年：港幣10,745,000元)獲分配至一般儲備及企業擴展基金。

#### 35 RESERVES (continued)

Note a: The contributed surplus of the Group represents the difference between the nominal value of the shares of the acquired subsidiaries, and the nominal value of the Company's shares issued for the acquisition at the time of the Group's reorganisation in 1990.

Note b: As stipulated by regulations in Mainland China, the Company's subsidiaries established and operated in Mainland China are required to appropriate a portion of their after – tax profit (after offsetting prior years' losses) to the general reserve and the enterprise expansion fund.

For the general reserve, the PRC entities are required to transfer at least 10% of its net profit, as determined under the PRC accounting rules and regulations, to the statutory general reserve. The transfer to this reserve must be made before distribution of dividends to equity owners. When the balance of reserve reaches 50% of each entity's registered capital, any further appropriation is optional. The general reserve can be utilised to offset prior year losses or be utilised for the issuance of bonus shares.

For the enterprise expansion fund, the percentage of appropriation is determined annually by the directors. The enterprise expansion fund can be utilised for the development of business operations.

During the year ended 31 December 2018, HK\$21,323,000 (2017: HK\$10,745,000) was appropriated to the general reserve and the enterprise expansion fund.



## 綜合財務報表附註 Notes to the Consolidated Financial Statements

### 36 綜合現金流量表

### 36 CONSOLIDATED CASH FLOW STATEMENTS

(a) 除所得稅前利潤與營運產生的現金淨額之對賬如下：

(a) Reconciliation of profit before income tax to net cash generated from operations is as follows:

		二零一八年 2018 港幣千元 HK\$'000	二零一七年 2017 港幣千元 HK\$'000
<b>營運活動</b>	<b>Operating activities</b>		
除所得稅前利潤	Profit before income tax	1,473,119	513,190
就下列各項調整：	Adjustments for:		
融資成本 — 淨額	Finance costs – net	51,452	33,146
應佔合營企業利潤	Share of profits of joint ventures	(1,001,980)	(232,079)
應佔一家聯營公司虧損	Share of loss of an associate	2,227	1,355
物業、廠房及設備 之折舊	Depreciation of property, plant and equipments	55,328	46,116
租賃土地及土地 使用權之攤銷	Amortisation on leasehold land and land use rights	602	590
金融工具之未變現收益	Unrealised gains on financial instrument	(101)	(114)
出售物業、廠房 及設備之收益	Gains on disposals of property, plant and equipment	(140)	(490)
可供出售金融資產之 減值	Impairment on available-for-sale financial assets	–	464
撥回應付貿易及 其他應付賬款	Write-back of trade and other payables	(2,614)	(753)
應收貿易賬款之減值虧損	Impairment losses on trade receivables	1,866	–
投資物業公允價值收益	Fair value gain of investment properties	(239,003)	(99,776)
營運資金變動前之 經營現金流量	Operating cash flows before changes in working capital	340,756	261,649
存貨	Inventories	(19,753)	(84,099)
應收貿易賬款	Trade receivables	(70,521)	(40,357)
預付款項、訂金 及其他應收賬款	Prepayments, deposits and other receivables	11,384	(38,747)
應付貿易賬款	Trade payables	89,831	(38,828)
應計費用及其他 應付賬款	Accruals and other payables	7,553	22,854
合約負債	Contract liabilities	9,213	–
營運產生的現金	Cash generated from operations	368,463	82,472

綜合財務報表附註  
Notes to the Consolidated Financial Statements

36 綜合現金流量表(續)

36 CONSOLIDATED CASH FLOW STATEMENTS  
(continued)

(b) 在現金流量表內，出售物業、  
廠房及設備所得款項包括：

(b) In the cash flow statement, proceeds from disposals  
of property, plant and equipment comprise:

		二零一八年 2018 港幣千元 HK\$'000	二零一七年 2017 港幣千元 HK\$'000
賬面淨值	Net book amount	925	1,097
出售物業、廠房及設備 之收益	Gains on disposals of property, plant and equipment	140	490
出售物業、廠房及設備 所得款項	Proceeds from disposals of property, plant and equipment	1,065	1,587

(c) 債務淨額對賬

(c) Net debt reconciliation

本節載列於各呈列期間債務淨額分  
析及債務淨額變動。

This section sets out an analysis of net debt and the  
movements in net debt for each of the period presented.

		二零一八年 2018 港幣千元 HK\$'000	二零一七年 2017 港幣千元 HK\$'000
現金及現金等價物	Cash and cash equivalents	447,737	470,457
短期銀行存款	Short-term bank deposits	500,395	373,630
貸款 — 須於一年內償還	Borrowings – repayable within one year	(738,751)	(661,658)
貸款 — 須於一年後償還	Borrowings – repayable after one year	(1,422,432)	(1,346,446)
債務淨額	Net debt	(1,213,051)	(1,164,017)
現金及現金等價物及 短期銀行存款	Cash and cash equivalents and short-term bank deposits	948,132	844,087
債務總額 — 可變利率	Gross debt – variable interest rates	(2,161,183)	(2,008,104)
債務淨額	Net debt	(1,213,051)	(1,164,017)

## 綜合財務報表附註 Notes to the Consolidated Financial Statements

### 36 綜合現金流量表(續)

### 36 CONSOLIDATED CASH FLOW STATEMENTS (continued)

#### (c) 債務淨額對賬(續)

#### (c) Net debt reconciliation (continued)

		其他資產 Other assets		融資活動之負債 Liabilities from financing activities		
		現金及 現金等價物	短期 銀行存款	貸款 - 須於 一年內償還	貸款 - 須於 一年後償還	總額
		Cash and cash equivalents	Short-term bank deposits	Borrowings - repayable within one year	Borrowings - repayable after one year	Total
		港幣千元 HK\$'000	港幣千元 HK\$'000	港幣千元 HK\$'000	港幣千元 HK\$'000	港幣千元 HK\$'000
於二零一六年十二月三十一日 之債務淨額	Net debt as at 31 December 2016	594,606	469,657	(636,157)	(1,312,500)	(884,394)
現金流量	Cash flows	(143,424)	(101,412)	40,553	(100,000)	(304,283)
外匯調整	Foreign exchange adjustments	19,275	5,385	-	-	24,660
其他非現金變動	Other non-cash movements	-	-	(66,054)	66,054	-
於二零一七年十二月三十一日 之債務淨額	Net debt as at 31 December 2017	470,457	373,630	(661,658)	(1,346,446)	(1,164,017)
現金流量	Cash flows	1,326	130,532	25,862	(178,941)	(21,221)
外匯調整	Foreign exchange adjustments	(24,046)	(3,767)	-	-	(27,813)
其他非現金變動	Other non-cash movements	-	-	(102,955)	102,955	-
於二零一八年十二月三十一日 之債務淨額	Net debt as at 31 December 2018	447,737	500,395	(738,751)	(1,422,432)	(1,213,051)

## 綜合財務報表附註

### Notes to the Consolidated Financial Statements

#### 37 公司層面之財務狀況表及儲備變動

#### 37 COMPANY-LEVEL STATEMENT OF FINANCIAL POSITION AND RESERVE MOVEMENT

		二零一八年 2018 港幣千元 HK\$'000	二零一七年 2017 港幣千元 HK\$'000
<b>資產</b>	<b>ASSETS</b>		
<b>非流動資產</b>	<b>Non-current asset</b>		
附屬公司的投資	Investments in subsidiaries	563,366	563,366
<b>流動資產</b>	<b>Current assets</b>		
預付款項、訂金及其他	Prepayments, deposits and other		
應收賬款	receivables	269	183
應收附屬公司款項	Amounts due from subsidiaries	391,781	389,353
現金及現金等價物	Cash and cash equivalents	1,535	1,590
		393,585	391,126
<b>總資產</b>	<b>Total assets</b>	<b>956,951</b>	954,492
<b>權益</b>	<b>EQUITY</b>		
歸屬於本公司擁有人之權益	Equity attributable to owners of the Company		
股本	Share capital	47,848	47,848
其他儲備	Other reserves	675,934	675,934
保留盈利	Retained earnings	65,174	62,872
<b>總權益</b>	<b>Total equity</b>	<b>788,956</b>	786,654
<b>負債</b>	<b>LIABILITIES</b>		
<b>流動負債</b>	<b>Current liabilities</b>		
應計費用及其他應付賬款	Accruals and other payables	2,944	2,809
應付附屬公司款項	Amounts due to subsidiaries	165,051	165,029
<b>總負債</b>	<b>Total liabilities</b>	<b>167,995</b>	167,838
<b>總權益及負債</b>	<b>Total equity and liabilities</b>	<b>956,951</b>	954,492
<b>流動資產淨值</b>	<b>Net current assets</b>	<b>225,590</b>	223,288
<b>總資產減流動負債</b>	<b>Total assets less current liabilities</b>	<b>788,956</b>	786,654

財務報表已於二零一九年三月二十七日獲董事會批准及授權刊發，並由下列董事代表簽署：

The financial statements were approved and authorised for issue by the Board of Directors on 27 March 2019 and are signed on its behalf by:

王忠秣  
主席兼行政總裁

王賢敏  
董事

WONG CHUNG MAT, BEN  
Chairman and Chief Executive Officer

WONG YIN MAN, ADA  
Director

## 綜合財務報表附註

### Notes to the Consolidated Financial Statements

#### 37 公司層面之財務狀況表及儲備變動(續)

#### 37 COMPANY-LEVEL STATEMENT OF FINANCIAL POSITION AND RESERVE MOVEMENT (continued)

附註(a) 本公司儲備變動

Note (a) Reserves movement of the Company

		股份溢價	資本贖回 儲備	實繳盈餘	保留盈利	總額
		Share premium	Capital redemption reserve	Contributed surplus	Retained earnings	Total
		港幣千元 HK\$'000	港幣千元 HK\$'000	港幣千元 HK\$'000	港幣千元 HK\$'000	港幣千元 HK\$'000
於二零一七年一月一日	At 1 January 2017	153,025	345	522,564	62,706	738,640
年度利潤	Profit for the year	-	-	-	43,229	43,229
二零一七年已付股息	Dividends paid relating to 2017	-	-	-	(43,063)	(43,063)
於二零一七年十二月三十一日	At 31 December 2017	153,025	345	522,564	62,872	738,806
年度利潤	Profit for the year	-	-	-	38,188	38,188
二零一八年已付股息	Dividends paid relating to 2018	-	-	-	(35,886)	(35,886)
於二零一八年十二月三十一日	At 31 December 2018	153,025	345	522,564	65,174	741,108

附註：本公司之實繳盈餘指本集團於一九九零年重組時本公司所收購附屬公司相關資產淨值之賬面值與本公司就收購而發行股份之面值兩者之差額。根據公司法及本公司之公司細則，本公司之實繳盈餘可供分派予股東。

Note: The contributed surplus of the Company represents the difference between the book values of the underlying net assets of the subsidiaries acquired by the Company, and the nominal value of the Company's shares issued for the acquisition at the time of the Group's reorganisation in 1990. Under the Companies Act and the Bye-laws of the Company, contributed surplus of the Company is available for distribution to the shareholders.

## 綜合財務報表附註 Notes to the Consolidated Financial Statements

### 38 承擔

### 38 COMMITMENTS

(a) 物業、廠房及設備之資本承擔如下：

(a) Capital commitments in respect of property, plant and equipment are as follows:

		二零一八年 2018 港幣千元 HK\$'000	二零一七年 2017 港幣千元 HK\$'000
已訂約但未撥備	Contracted but not provided for	1,569	15,682
已授權但未訂約	Authorised but not contracted for	-	-
		<b>1,569</b>	<b>15,682</b>

(b) 於二零一八年十二月三十一日，本集團根據多份不可撤銷之租賃樓宇經營租賃須履行之日後最低租賃款項總額如下：

(b) As at 31 December 2018, the Group's future aggregate minimum lease payments under various non-cancellable operating lease agreements in respect of rented premises are analysed as follows:

		二零一八年 2018 港幣千元 HK\$'000	二零一七年 2017 港幣千元 HK\$'000
一年內	Within one year	12,272	7,396
第二至第五年(包括首尾兩年)	In the second to fifth year inclusive	13,002	33
		<b>25,274</b>	<b>7,429</b>

經營租賃款項指本集團就其若干寫字樓物業須付之租金。租約及租金按平均年期2年磋商及釐定。

Operating lease payments represent rentals payable by the Group for certain of its office premises. Leases and rentals are negotiated and fixed for an average of 2 years.

## 綜合財務報表附註 Notes to the Consolidated Financial Statements

### 38 承擔(續)

(c) 於二零一八年十二月三十一日，本集團根據多份不可撤銷之租賃樓宇經營租賃日後應收之租金收入分析如下：

		二零一八年 2018 港幣千元 HK\$'000	二零一七年 2017 港幣千元 HK\$'000
一年內	Within one year	61,711	52,704
第二至第五年(包括首尾兩年)	In the second to fifth year inclusive	83,849	124,572
		<b>145,560</b>	177,276

經營租賃收款指本集團就出租其投資物業應收之租金。租約及租金按平均年期2.3年磋商及釐定(二零一七年：2.4年)。

### 38 COMMITMENTS (continued)

(c) As at 31 December 2018, the Group's future rental income receivables under various non-cancellable operating leases in respect of rented premises are analysed as follows:

Operating lease receipts represent rentals receivable by the Group for leasing its investment properties. Leases and rentals are negotiated and fixed for an average of 2.3 years (2017: 2.4 years).

### 39 關連人士交易

於二零一八年十二月三十一日，本公司之最大股東為王忠秣先生(個人及透過Salop Investment Limited，其乃由彼全資擁有及控制之公司)。

### 39 RELATED PARTY TRANSACTIONS

As at 31 December 2018, the largest shareholder of the Company was Mr. Wong Chung Mat, Ben (personally and via Salop Investment Limited, a company wholly-owned and controlled by him).

## 綜合財務報表附註 Notes to the Consolidated Financial Statements

### 39 關連人士交易(續)

#### (a) 與關連人士之結餘

應收聯營公司及合營企業款項載於綜合財務狀況表。有關條款分別載於附註19及27。

#### (b) 擔保

於二零一八年十二月三十一日，本公司就其附屬公司獲授約港幣3,231,225,000元(二零一七年：港幣3,313,670,000元)之銀行融資，向銀行提供企業擔保。

於二零一八年十二月三十一日，附屬公司所動用的融資約為港幣2,161,183,000元(二零一七年：港幣2,008,104,000元)。

#### (c) 主要管理人員報酬

### 39 RELATED PARTY TRANSACTIONS (continued)

#### (a) Balances with related parties

The amounts due from associates and joint ventures are set out in the consolidated statement of financial position. The terms are set out in Notes 19 and 27 respectively.

#### (b) Guarantee

As at 31 December 2018, the Company has provided corporate guarantee given to the banks in respect of banking facilities of approximately HK\$3,231,225,000 (2017: HK\$3,313,670,000) granted to its subsidiaries.

The facilities utilised by the subsidiaries as at 31 December 2018 amounted to approximately HK\$2,161,183,000 (2017: HK\$2,008,104,000).

#### (c) Key management compensation

		二零一八年 2018 港幣千元 HK\$'000	二零一七年 2017 港幣千元 HK\$'000
薪金及津貼	Salaries and allowances	15,195	14,871
花紅	Bonus	4,985	6,470
退休金成本	Pension costs		
— 界定供款計劃	— Defined contribution schemes	54	54
		<b>20,234</b>	21,395



## 主要物業列表

### Schedule of Principal Properties

於二零一八年十二月三十一日

As at 31 December 2018

物業名稱及位置	類別	概約總樓面面積 (平方米)	地段編號	用途	租賃期限	完成階段	本集團權益
Name of property and location	Type	Approximate Gross Floor Areas (sq.m.)	Lot Number	Purpose	Lease Expiry	Stage of Completion	Group Interest
<b>位於香港之投資物業</b>							
<b>Investment properties in Hong Kong</b>							
香港九龍官塘海濱道181號							
One Harbour Square 6樓1室、 9樓、10樓、12樓、15樓、16樓、 17樓、18樓、19樓及20樓	辦公室		官塘內地段173號	辦公室	二零四七年 六月三十日	已完成	
Unit 1 of 6th, 9th, 10th, 12th, 15th, 16th, 17th, 18th, 19th and 20th floors, One Harbour Square, 181 Hoi Bun Road, Kwun Tong, Kowloon, Hong Kong	Office	12,591	Kwun Tong Inland Lot No. 173	Office	30 June 2047	Completed	100%
香港九龍官塘海濱道181號							
One Harbour Square 43個停車位	停車位		官塘內地段173號	泊車	二零四七年 六月三十日	已完成	
43 car parking spaces, One Harbour Square, 181 Hoi Bun Road, Kwun Tong, Kowloon, Hong Kong	Car parking spaces	538	Kwun Tong Inland Lot No. 173	Parking	30 June 2047	Completed	100%
<b>位於香港之已完成物業存貨</b>							
<b>Stock of completed properties in Hong Kong</b>							
香港九龍官塘海濱道181號							
One Harbour Square 6樓2及3室 及7樓	辦公室		官塘內地段173號	辦公室	二零四七年 六月三十日	已完成	
Unit 2 and 3 of 6th and 7th floors, One Harbour Square, 181 Hoi Bun Road, Kwun Tong, Kowloon, Hong Kong	Office	2,206	Kwun Tong Inland Lot No. 173	Office	30 June 2047	Completed	100%
香港九龍官塘海濱道181號							
One Harbour Square 14個停車位	停車位		官塘內地段173號	泊車	二零四七年 六月三十日	已完成	
14 car parking spaces, One Harbour Square, 181 Hoi Bun Road, Kwun Tong, Kowloon, Hong Kong	Car parking spaces	175	Kwun Tong Inland Lot No. 173	Parking	30 June 2047	Completed	100%



**WONG'S INTERNATIONAL HOLDINGS LIMITED**

王氏國際集團有限公司

17/F, C-Bons International Center, No.108 Wai Yip Street,  
Kwun Tong, Kowloon, Hong Kong

香港九龍官塘偉業街108號絲寶國際大廈17樓

[www.wih.com.hk](http://www.wih.com.hk)



This annual report is printed on environmentally friendly paper  
本年報採用環保紙印製