



CHUANG'S  
CONSORTIUM  
INTERNATIONAL  
LIMITED



ANNUAL REPORT 2020

# Contents

|            |   |
|------------|---|
| <b>2</b>   | Chairman's Statement  |
| <b>58</b>  | Corporate Information   |
| <b>62</b>  | Biographical Details of Honorary Chairman,<br>Directors and Senior Management |
| <b>68</b>  | Corporate Governance Report   |
| <b>91</b>  | Environmental, Social and Governance Report                                   |
| <b>113</b> | Report of the Directors   |
| <b>126</b> | Independent Auditor's Report  |
| <b>134</b> | Consolidated Income Statement   |
| <b>135</b> | Consolidated Statement of Comprehensive Income                                |
| <b>136</b> | Consolidated Balance Sheet  |
| <b>138</b> | Consolidated Cash Flow Statement  |
| <b>139</b> | Consolidated Statement of Changes in Equity                                   |
| <b>141</b> | Notes to the Consolidated Financial Statements                                |
| <b>234</b> | Particulars of Principal Properties   |
| <b>239</b> | Summary of Financial Information  |
| <b>240</b> | Notice of Annual General Meeting  |

# Chairman's Statement

# Chairman's Statement

## Business Highlights For The Year Ended 31 March 2020

1. For the redevelopment project at Gage Street, the Group has successfully acquired one more unit at No. 16 Gage Street subsequent to the year ended 31 March 2020. Currently the Group has already acquired full ownership of No. 20 Gage Street, and about 94.4% and 87.5% ownership of No. 16 and No. 18 Gage Street respectively, and with remaining 3 units to be acquired. The application for the compulsory acquisition of Nos. 16–18 Gage Street had been made in March 2019 and was approved in May 2020, and auction will be carried out in mid-July 2020. It is expected that the whole process of the compulsory acquisition will be completed within the financial year ending 31 March 2021. The Group will actively monitor the progress in order to consolidate the whole site in the coming year for redevelopment.
2. For Po Shan Road joint venture project, site formation and foundation works are at the final stage and will be completed by the end of this year. Two sets of building plans to develop the property into (1) two semi-detached residences (left/right) and (2) a single residence have been approved by the Buildings Department respectively, and at the same time, the Group is also studying the possibility of a third set of building plans to develop the property into two semi-detached residences (top/bottom). In the meantime, both joint venture partners are also exploring other options (including disposal) to accelerate return on this investment. Marketing to promote this project has been commenced.
3. For Mongkok joint venture project, the development is proceeding as scheduled. General building plans had been submitted to the relevant authorities for approval. Site formation and foundation works are in progress and are expected to be completed before the end of 2020, and superstructure works will be followed promptly. Pre-sale of this project is expected to be commenced in the last quarter of this year upon the grant of the pre-sale consent by the relevant authorities.

## Chairman's Statement (continued)

4. For *sáv Plaza* in Mongolia, superstructure works have been topped off, and internal and external finishing works are nearly completed. Application for the issuance of occupation permit of the project has been submitted to the relevant authorities for approval. In view of the lockdown of Mongolia recently due to Covid-19 which has delayed the approval process, the Group will closely monitor the progress in order to obtain the occupation permit promptly. Marketing works for leasing are in satisfactory progress with potential tenants showing genuine interests.
5. The Group has successfully entered into an agreement with an independent third party to dispose of the property holding company that holds the investment property in the United Kingdom for approximately GBP94.2 million (equivalent to approximately HK\$909.2 million). The transaction is expected to be completed around the end of August 2020 and the net cash proceeds to be received is approximately GBP45.6 million (equivalent to approximately HK\$440.0 million).
6. Pre-sale of *The Esplanade* in Tuen Mun, Hong Kong has commenced with satisfactory results, and the residential units have largely been pre-sold. Up to the date of this report, out of the total 371 residential units, 364 units have been pre-sold with only 7 units left. The aggregate sales value of those pre-sold residential units and 3 carparking spaces is about HK\$1,641.5 million. Approximately HK\$1,552.5 million sales deposits have been received up to the date hereof, and the remaining balance is expected to be received on or before completion of sales.

The construction works of *The Esplanade* have been completed. Occupation permit has been obtained in January 2020, and the Group is in the course of fulfilling the procedures to obtain the certificate of compliance. Handover of the units to end-buyers is targeted to be in the third quarter of 2020, and the Group can then recognize the sales as revenues in the financial statements accordingly.

7. The Group has replenished its land bank in Hong Kong with the completion of the acquisition of a property site at a consideration of about HK\$455.0 million in July 2019. The property has a site area of about 4,320 *sq. ft.* and has a developable GFA of about 39,767 *sq. ft.*. Negotiation is on-going with a few tenants for the delivery of vacant possession of the property. Hoarding and demolition plans have been submitted to the relevant authorities for approval.

# Financial Review

Impacted by the ongoing Sino-US trade war and the social unrest in Hong Kong since 2019, together with the pandemic of Covid-19 and the accelerating confirmed cases across the world, the macro-economic outlook has become gloomy and uncertain with increasing concerns over investment activities. These have a negative effect on Hong Kong, in particular in the local consumption sector and the tourism industry, which had in turn affected the property market, retail businesses and the hospitality industry. Decrease in the volume of property transactions, declines in property prices and rental rates, and a significant drop in the occupancy and room rates of hotels have inevitably resulted.

The financial performance of the Group for the underlying year had been adversely affected by these factors and accordingly the Group recorded an unsatisfactory result. Loss attributable to equity holders of the Company for the year ended 31 March 2020 amounted to HK\$705.1 million (2019: profit of HK\$1,226.6 million). Loss per share was 42.16 HK cents (2019: earnings of 73.34 HK cents).

Up to the date hereof, the Group achieved contracted sales of property development in Tuen Mun, Hong Kong amounted to about HK\$1,641.5 million. They will be recognized as revenues in the Group's financial statements when the properties are handed-over to end-buyers in the coming financial year. For the year ended 31 March 2020, revenues of the Group amounted to HK\$599.0 million (2019: HK\$619.2 million), which comprised revenues from sales of properties of HK\$42.4 million (2019: HK\$71.5 million), revenues from rental and other income of investment properties of HK\$235.3 million (2019: HK\$230.1 million), revenues from hotel operation of HK\$41.0 million (2019: HK\$99.2 million), revenues from cemetery business of HK\$21.2 million (2019: HK\$14.4 million), revenues from sales of goods and merchandises of HK\$83.0 million (2019: HK\$59.8 million), revenues from money lending business of HK\$6.5 million (2019: HK\$7.8 million), and revenues from securities investment and trading business of HK\$169.6 million (2019: HK\$136.4 million).

Although there was a slight decrease in revenues, gross profit margin for the year maintained at 70.8% (2019: 71.5%) with gross profit amounted to HK\$424.3 million (2019: HK\$442.9 million). Other income and net loss recorded a net loss of HK\$151.7 million (2019: net gain of HK\$44.4 million) mainly due to the unrealized fair value loss of bond investments recognized during the year under review. A breakdown of other income and net loss is shown in note 7 to the consolidated financial statements of this report.

## Chairman's Statement (continued)

There was a fair value gain on transfer of properties in Mongolia from properties for sale to investment properties for the current year amounting to HK\$218.0 million (2019: HK\$6.3 million for properties in the People's Republic of China). Loss from change in fair value of investment properties of the Group amounted to HK\$458.1 million (2019: gain of HK\$1,108.2 million) mainly due to the decrease in fair value of the investment properties of the Group under the current market environment.

On the costs side, selling and marketing expenses decreased by 34.2% to HK\$37.4 million (2019: HK\$56.8 million) principally due to the decrease in marketing of the pre-sale of The Esplanade in Hong Kong as compared to the last corresponding year. Administrative and other operating expenses decreased to HK\$445.9 million (2019: HK\$476.1 million) mainly due to the general decrease in overheads of the Group. Finance costs increased to HK\$263.8 million (2019: HK\$184.8 million) due to the increase in interest rates and the increased level of bank borrowings of the Group during the year under review. Share of results of associated companies and joint ventures amounted to HK\$13.0 million (2019: HK\$26.5 million). Taxation amounted to HK\$77.0 million (2019: HK\$79.2 million) which was mainly related to the sales of properties recognized by the Group during the year and the deferred taxation liabilities arising from the fair value gain on transfer of properties from properties for sale to investment properties during the year.

## Dividends

As regards payment of dividend, it is the policy of the Group to pay a recurrent and steady dividend to its shareholders. After taking into account the need to maintain sufficient financial resources for the working capital of the Group's projects and businesses, in particular under the current uncertain business environment, the Board has resolved not to recommend the payment of a final dividend for the year ended 31 March 2020 (2019: 6.5 HK cents per share).

An interim dividend of 1.5 HK cents (2019: 3.5 HK cents) per share has been paid in respect of the current financial year. Total dividends for the year amount to 1.5 HK cents (2019: 10.0 HK cents) per share. Total dividends paid in respect of the current financial year amount to HK\$25.1 million (2019: HK\$167.3 million).

# Business Review

During the year under review, the operating environment in Hong Kong has been clouded by the social unrest as well as the on-going Sino-US trade war, and the outbreak of the Covid-19 has further dampened the business sentiment. Many countries have implemented travel bans and restrictions including community lockdowns, and thus tourism, hospitality and retail industries have inevitably been affected.

As the macro-economic outlook has turned gloomy and the investment activities are put to a halt, the property investment business of the Group is adversely affected by the drop in rental return and market value. Notwithstanding such challenging environment, the Group provided short-term rental allowances to some tenants, in particular those in the food and beverage sector, as support to them to pass through this difficult period. Meanwhile, the hotels of the Group are operating under significant pressure and have even temporarily closed down for a short period of time. In order to preserve the hotels' competitiveness, the Group is exploring new revenue sources and implementing significant cost reduction so as to mitigate the negative impact.

Amid the global uncertainties, the Group has achieved satisfactory performance for the Hong Kong development project, The Esplanade. The residential units have largely been pre-sold and the average price is close to HK\$17,000 per sq. ft.. The construction works have been completed with occupation permit obtained in January 2020, and it is now close to the final stage to obtain the certificate of compliance in order to handover the units to end-buyers for completion. Furthermore, the Group has successfully entered into a disposal agreement to realize the investment property in the United Kingdom (the "UK") which can further strengthen the cash position of the Group under such tense market and better position the Group under the possible prolonged difficult environment.

Below is the summary of the Group's major business updates in this year.





# Chairman's Statement (continued)

## A. Investment Properties

### CHUANG'S TOWER

Nos. 30–32 Connaught  
Road Central, Hong Kong  
(100% owned)

The property is a commercial/office building and is strategically located at the heart of Central District and close to the exits of both the Central Station of the Mass Transit Railway and the Hong Kong Station of the Airport Express Line. The property has a site area of about 3,692 sq. ft. and a total gross floor area ("GFA") of about 55,367 sq. ft.. During the year, rental and other income from this property amounted to about HK\$51.8 million. Rental allowances have been offered to some tenants in view of the current market situation. Following the installation of new lifts to upgrade the entire lift system of the property last year, further renovation works at the main lobby had been completed in the first half of this financial year. All these have improved the esthetics of the property.





## CHUANG'S LONDON PLAZA

No. 219 Nathan Road,  
Tsim Sha Tsui, Kowloon  
(100% owned)

Strategically located at the heart of shopping centres in Tsim Sha Tsui, Kowloon, and near the exits of the Mass Transit Railway and the Guangzhou-Shenzhen-Hong Kong Express Rail Link Hong Kong Section, the property is a shopping and entertainment complex. The property has a site area of about 9,145 sq. ft. and a total GFA of about 103,070 sq. ft.. During the year, rental and other income from this property amounted to about HK\$49.7 million. In view of the current market condition, the Group has offered rental allowances to some tenants who have been affected by the social unrest and the outbreak of Covid-19. The Group will continue to review and reshuffle the tenant mix of the property with a view to improve its rental yield.

# Chairman's Statement (continued)

## A. Investment Properties



### POSCO BUILDING

No. 165 Un Chau Street,  
Sham Shui Po, Kowloon  
(100% owned)

The property is a commercial/industrial building located in between Cheung Sha Wan (approximately 0.4 kilometre) and Sham Shui Po (approximately 0.5 kilometre) Mass Transit Railway Stations, enjoying the convenience of good transportation network. The property has a site area of about 3,920 sq. ft. and a total GFA of about 47,258 sq. ft.. During the year, rental and other income from this property amounted to about HK\$8.2 million. Currently, the property is for commercial (G/F to 3/F and 12/F) and industrial (4/F to 11/F) use. Building plans to redevelop the property into a commercial/residential property with a total GFA of about 35,280 sq. ft. have been approved by the Buildings Department, and the Group will evaluate the best time to carry out such redevelopment (if any). Meanwhile, the Group is exploring plans and alternatives to upgrade the entrance and main lobby of the property in order to improve its esthetics for higher rental yield.

## HOUSE A\*

No. 37 Island Road, Deep Water Bay, Hong Kong

(100% owned)

Located at Deep Water Bay, a prestigious residential area, the property enjoys a glamorous sea-view. After the completion of the internal decoration works in the first half of the financial year, the property is currently leased out for rental income.



\* Residential property for lease

## 1ST TO 3RD FLOORS OF PENG BUILDING

Luohu District, Shenzhen,  
the People's Republic of China

(100% owned)



This property is located next to an exit of Honghu Station of Line 7, Shenzhen Metro, and it is for commercial use with a total gross area of about 5,318 sq. m.. The property is subject to a rental guarantee of HK\$1.8 million per month from the vendor of the property for 36 months starting from November 2018, and the total amount for the year ended 31 March 2020 is HK\$21.6 million.

# Chairman's Statement (continued)

## A. Investment Properties

### INTERNATIONAL FINANCE CENTRE

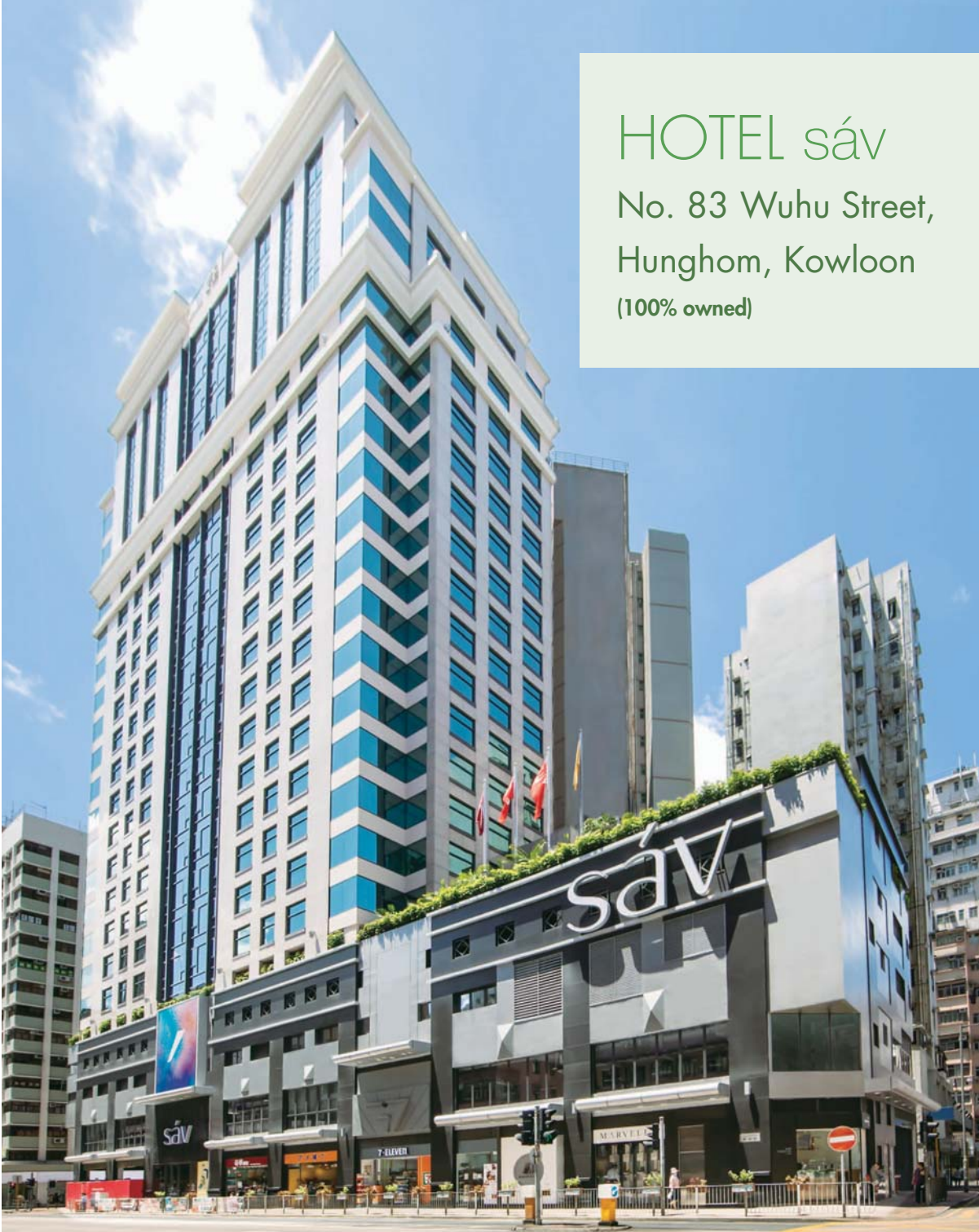
Sukhbaatar District, Ulaanbaatar, Mongolia

(100% owned)

The project has a site area of about 3,269 sq. m. and is located within the central business district. It is planned that a 26-storey retail/office building with GFA of about 40,000 sq. m., comprising office units and carparking spaces with shopping units at the podium levels will be developed, and upon completion, the property will become the highest office building in Mongolia. Superstructure works have been topped off, but internal structural works and external cladding works have been halted because of the lockdown in Mongolia recently due to Covid-19. The Group will monitor the status of such internal and external finishing works during the current market situation and will adopt flexible approach in coordinating with contractors. Marketing works for leasing have been commenced during the year.



**B. Hotels and Serviced Apartments**




# Chairman's Statement (continued)

## B. Hotels and Serviced Apartments

### HOTEL sáv

No. 83 Wuhu Street, Hunghom, Kowloon

(100% owned)



Hotel sáv is located at the heart of Hunghom with close proximity to three Mass Transit Railway Stations including Whampoa Station (approximately 0.3 kilometre), Ho Man Tin Station (approximately 0.4 kilometre) and Hunghom Station (approximately 0.6 kilometre). It comprises 388 rooms together with shopping units and restaurants on the ground and first floors.

In addition to the continuous Sino-US trade war and months of social unrest in the city, the Covid-19 pandemic has posed unprecedented challenges to Hong Kong's tourism and put global travel to a halt by travel bans and quarantines. Not only that there was a sharp decrease in demand for leisure travelers, business travels were almost completely cut off by the serious economic downturn. These have led to the significant drop in both occupancy and average room rates of the hotel. Meanwhile, dwindling tourism, and tightening of social distancing measures have generated severe business impacts to some of our shop and restaurant tenants. Thus, rental allowances have been offered to them to ease their pressures.

The adverse situation has hit the hotel's performance badly throughout the whole year. Total revenues from the hotel during the year under review amounted to about HK\$50.7 million (2019: HK\$109.2 million), which comprised room revenues of HK\$41.0 million (2019: HK\$98.9 million) and rental income from the shopping units and restaurants of HK\$9.7 million (2019: HK\$10.3 million). The average room rate of the hotel during the year dropped to about HK\$600 (2019: HK\$800), and the average occupancy rate decreased to about 43% (2019: 86%). The hotel operation (excluding the rental income) recorded an earnings before interest, tax, depreciation and amortization amounting to about HK\$2.1 million (2019: HK\$39.9 million) during the year under review.

Under the pandemic circumstances, the hotel has established series of preventive measures and appropriate strategies at different stages to strengthen health and hygiene of all its major stakeholders in order to maintain the operation and business. While there was a huge decline in overseas guests, the hotel turned to put more focus on local market staycation, long staying/monthly room rental segment and student accommodation requirements. Through its effective marketing efforts to promote the newly created co-living concept with additional communal facilities and services, the hotel aims to expand its customer base during such critical time attempting to stabilize its revenue stream. At the same time, the Group has deployed various cost reduction measures with a significant level of cost saving while maintaining efficiency and service standard so as to mitigate the negative impact. Furthermore, the Group is also exploring with experts the possibility to convert part of the hotel into office usage in order to enhance the flexibility and revenue source. The Group would continue to closely monitor the market situation and take necessary measures to preserve its competitiveness.




# Chairman's Statement (continued)

## B. Hotels and Serviced Apartments

### PACIFIC CEBU RESORT

Cebu, Philippines

(40% owned)



Pacific Cebu Resort, which is 40% owned by the Group, is a resort established in 1992 with 134 rooms (comprising 114 hotel rooms and 20 villas) and abundant diving facilities. It is located at Lapu-Lapu City, Mactan Island in Cebu of Philippines occupying a site area of about 64,987 sq. m..

During the year under review, the resort had slightly changed its operation strategy to put more effort in marketing to higher margin customers in order to raise the average room rate of the resort. As such, the average room rate of the resort improved by about 8.5% to about PHP3,560, whereas the average occupancy rate decreased by 8% to about 72% in the current year. Total revenues from the resort during the year amounted to about HK\$34.9 million (2019: HK\$35.3 million), which comprised room revenues of HK\$22.9 million (2019: HK\$23.2 million), and food and beverage income of HK\$12.0 million (2019: HK\$12.1 million). Profit of the resort for the year dropped to about HK\$7.8 million (2019: HK\$11.2 million) due to the slight drop of revenues as impacted by the Covid-19 outbreak since the beginning of 2020, and an increase in operating cost and labour cost after the change of the labour charge policy in the Philippines since the second half of 2019. The Group's share of 40% profit was about HK\$3.1 million (2019: HK\$4.5 million).


The resort has been temporarily closed since 17 March 2020 due to the pandemic and will be reopened again once the situation improves. Nevertheless, since the new airport has been opened in 2018 with more international flights to Cebu, and the third bridge from Mandaue City to Mactan Island will be completed in 2021, the Group remains positive about this investment and is planning to further increase the number of room to 200 units.



## PARKES RESIDENCE\*

No. 101 Parkes Street,  
Kowloon, Hong Kong  
(100% owned)

The property is close to Jordan Station of the Mass Transit Railway and had been developed by the Group into a 25-storey commercial/residential building comprising 114 fully furnished studio units with clubhouse facilities and shopping units at the podium levels (G/F to 2/F). The Group still owns 18 residential units of this property operating as serviced apartments. Rental income from the serviced apartments during the year amounted to approximately HK\$3.3 million. In view of the slight recovery of the recent property market, the Group will closely monitor the market opportunity and may adopt a flexible approach to sell these 18 units in order to cash out on this investment.



\* Residential property for lease

# Chairman's Statement (continued)

## B. Hotels and Serviced Apartments

### sáv RESIDENCE

Xinyi District, Taipei City, Taiwan

(100% owned)

In Taiwan, the Group owns sáv Residence which is located nearby the city centre of Taipei City. The property is a residential complex developed by the Group and comprises a fully furnished villa and 6 serviced apartments (of which 2 are duplex) with a total GFA of about 20,600 sq. ft.. The serviced apartments have been leased out and the marketing work for leasing the villa is in progress. Rental income from the serviced apartments during the year amounted to approximately HK\$2.0 million.





# Chairman's Statement (continued)

## B. Hotels and Serviced Apartments

### sáv PLAZA

Sukhbaatar District, Ulaanbaatar, Mongolia

(100% owned)

The project is located in the city centre within the embassy district and has a site area of about 3,431 sq. m.. It is planned that a 19-storey serviced apartment/office complex comprising 142 units with clubhouse facilities, a ground floor shop with a total GFA of about 19,000 sq. m. and 48 carparking spaces will be developed. Superstructure works have been topped off, and internal and external finishing works are nearly completed. Application for the issuance of occupation permit of the project has been submitted to the relevant authorities for approval. In view of the lockdown of Mongolia recently due to Covid-19 which has delayed the approval process, the Group will closely monitor the progress in order to obtain the occupation permit promptly. Marketing works for leasing are in satisfactory progress with potential tenants showing genuine interests.



## C. Development Properties

# NOS. 16–20 GAGE STREET

Central, Hong Kong

(87.5% to 100% owned)



Together with an additional unit acquired by the Group through private treaty subsequent to the year ended 31 March 2020, currently the Group has already acquired full ownership of No. 20 Gage Street, and about 94.4% and 87.5% ownership of No. 16 and No. 18 Gage Street respectively, and with remaining 3 units to be acquired. The application for the compulsory acquisition of Nos. 16–18 Gage Street had been made in March 2019 and was approved in May 2020, and auction will be carried out in mid-July 2020. It is expected that the whole process of the compulsory acquisition will be completed within the financial year ending 31 March 2021. The Group will actively monitor the progress in order to consolidate the whole site in the coming year for redevelopment.


This project has a total site area of about 3,600 sq. ft. and it is currently planned that a commercial/residential building with GFA of about 36,000 sq. ft. will be developed. Detailed studies on the redevelopment scheme and building plans for this project are at the final stage. Meanwhile, the Group is also evaluating the benefits and the possibility of developing the property into an office building as there is strong demand for such kind of usage nearby. With the prime location at Central, the Group is optimistic about the prospect of this project.

## Chairman's Statement (continued)

### C. Development Properties

#### VILLA 28 AND VILLA 30

Po Shan Road, Hong Kong  
(50% owned)



This project is owned as to 50% by the Group and 50% by a wholly-owned subsidiary of K. Wah International Holdings Limited (stock code: 173), and the Group is the project manager of the development. The property, with a site area of about 10,000 sq. ft., is located in a prestigious mid-level area that enjoys a glamorous sea-view. Two sets of building plans to develop the property into (1) two semi-detached residences (left/right) with GFA of about 40,662 sq. ft., and (2) a single residence with GFA of about 45,379 sq. ft., have been approved by the Buildings Department respectively. The Group is now evaluating these two sets of building plans, and at the same time, studying the possibility of a third set of building plans to develop the property into two semi-detached residences (top/bottom). Nevertheless, site formation and foundation works are at the final stage and will be completed by the end of this year. In the meantime, both joint venture partners are also exploring other options (including disposal) to accelerate return on this investment. Marketing to promote this project has been commenced.

# KOWLOON INLAND LOT NO. 11254

Reclamation Street/Shantung Street,  
Mongkok, Kowloon, Hong Kong

(40% owned)



Through the joint venture with a wholly-owned subsidiary of Sino Land Company Limited (stock code: 83), the Group participated in this project tendered by the Urban Renewal Authority in December 2017. The site is well located in the heart of the Mongkok district, neighbouring Langham Place. It covers a site area of approximately 14,900 sq. ft.. The project will provide residential GFA of about 112,200 sq. ft. and commercial GFA of about 22,400 sq. ft. and, upon completion, the commercial portion will be retained by the Urban Renewal Authority. General building plans had been submitted to the relevant authorities for approval. Site formation and foundation works are in progress and are expected to be completed before the end of this year, and superstructure works will be followed promptly. Pre-sale of this project is expected to be commenced in the last quarter of this year upon the grant of the pre-sale consent by the relevant authorities. According to the current market, the estimated total sales proceeds of the residential portion of this project will amount to about HK\$2.2 billion, and the Group's share of the 40% portion will be about HK\$0.9 billion.



## Chairman's Statement (continued)

### C. Development Properties

# GREENVIEW GARDEN

Thu Duc District, Ho Chi Minh City, Vietnam

(100% owned)





The project covers a site area of about 20,200 sq. m. and it is planned that a commercial/residential complex with GFA of about 91,000 sq. m. will be developed on the site. The construction permit has been obtained. During the year, the Group has completed the site leveling works for the development of Phase I of this project to a commercial/residential building with GFA of about 17,340 sq. m.. To capitalize on the opportunities on the rising property market in Vietnam, the Group is also exploring other options (including disposal) to accelerate return on investment in this project.

## Chairman's Statement (continued)

### D. Chuang's China Investments Limited ("Chuang's China", stock code: 298) (60.7% owned)

Chuang's China and its subsidiaries (the "Chuang's China Group") are principally engaged in, inter alia, property development and investment. For the year ended 31 March 2020, the Chuang's China Group recorded loss attributable to equity holders of HK\$192.4 million (2019: profit of HK\$167.8 million) and revenues of HK\$177.5 million (2019: HK\$199.8 million) (which comprised revenues from sales of properties in the People's Republic of China (the "PRC") of HK\$42.4 million (2019: HK\$71.4 million), revenues from rental and management fee of HK\$66.2 million (2019: HK\$71.1 million), revenues from cemetery assets of HK\$21.2 million (2019: HK\$14.4 million), revenues from sales and trading business of HK\$2.2 million (2019: Nil) and revenues from securities investment and trading of HK\$45.5 million (2019: HK\$42.9 million)).

#### (i) Investment Properties

The Chuang's China Group holds the following portfolio of investment properties in the PRC, the UK and Malaysia for steady recurring rental income.

## CHUANG'S MID-TOWN

Anshan, Liaoning

(100% owned by Chuang's China)





Chuang's Mid-town consists of a 6-level commercial podium providing an aggregate GFA of about 29,600 sq. m.. Above the podium stands a twin tower (Block AB and C) with 27 and 33-storey respectively, offering a total GFA of about 62,700 sq. m.. Construction works have been completed and occupation will commence.

The Chuang's China Group had previously entered into an agreement to pre-lease the entire commercial podium to a furniture and home finishing retailer as anchor tenant for a period of 15 years. However, the tenant has unilaterally terminated this tenancy agreement. The tenant and its contractor issued legal proceedings against the wholly-owned subsidiary of the Chuang's China Group for the refund of the prepaid rent of RMB1 million and compensation of the renovation costs of RMB1.14 million incurred by the contractor, together with interests. Based on the advices of the Chuang's China Group's PRC lawyers, the tenancy agreement is legally enforceable and that the unilateral termination by the tenant is a wrongful act. In December 2019, the legal proceedings had been dismissed by court. Yet the tenant had then appealed the court decision and the Chuang's China Group is currently awaiting this appeal to be heard. Recently, the tenant commenced another legal proceedings against the wholly-owned subsidiary of the Chuang's China Group to unwind the tenancy agreement. The Chuang's China Group will take appropriate steps to protect its legal rights. Moreover, the Chuang's China Group will explore more marketing ideas on promotion and leasing of the commercial podium as well as the units of the twin tower.

On a completion basis, valuation of this project amounted to approximately RMB763.3 million (equivalent to approximately HK\$832.4 million), comprising RMB294.8 million for the commercial podium and RMB468.5 million for the twin tower. If aggregate rental income reaches RMB25 million per annum, it will generate a rental yield of 3.3% based on valuation.


# Chairman's Statement (continued)

## (i) Investment Properties

### HOTEL AND RESORT VILLAS

Xiamen, Fujian

(59.5% owned by Chuang's China)





This hotel complex is developed by the Chuang's China Group, comprising a 6-storey hotel building with 100 guest-rooms (gross area of 9,780 sq. m.) and 30 villas (aggregate GFA of about 9,376 sq. m.) in Siming District, Xiamen. As at 31 March 2020, the properties were recorded based on valuation of RMB447.8 million (comprising RMB185.7 million for the hotel and RMB262.1 million for the 30 villas). The valuation attributable to the Chuang's China Group was about RMB266.4 million (equivalent to approximately HK\$290.5 million), whereas the total investment costs of the Chuang's China Group are about HK\$164 million. On the basis of the aggregate rental income of about RMB25.9 million per annum, the rental yield is approximately 5.8% based on valuation.



# Chairman's Statement (continued)


## (i) Investment Properties

### HOTEL AND RESORT VILLAS

Xiamen, Fujian

(59.5% owned by Chuang's China)

The hotel building and 30 villas are fully leased. The hotel building together with 3 villas are leased to 廈門名家鷺江酒店 and is operated as “鷺江•名家酒店” (Mega Lujiang Hotel). The remaining 27 villas are leased to independent third parties, of which 21 villas is operated as “亞朵S酒店” (Atour S Hotel). As affected by the significant decrease in tourists in Xiamen and coupled with the outbreak of Covid-19, the tenant of these 21 villas has met operational difficulty and failed to pay rents to the joint venture company since the last quarter of 2019. The Chuang's China Group has received rent concession requests by tenants including Mega Lujiang Hotel and Atour S Hotel. The Chuang's China Group is considering the rent concession requests by these tenants in light of the difficult operating environment of the tourism industry in Xiamen.







# Chairman's Statement (continued)

## (i) Investment Properties

HOTEL AND  
RESORT VILLAS  
Xiamen, Fujian  
(59.5% owned by Chuang's China)





# Chairman's Statement (continued)

## (i) Investment Properties

22 VILLAS AND COMMERCIAL PROPERTIES

# CHUANG'S LE PAPILLON

Guangzhou, Guangdong

(100% owned by Chuang's China)



Within the Chuang's China Group's property development in Guangzhou, the Chuang's China Group holds 22 villas (GFA of approximately 6,987 sq. m.). During the year, the Chuang's China Group has completed the disposal of two villas to the independent third parties. As at 31 March 2020, the remaining 20 villas were recorded at valuation of about RMB181.5 million (equivalent to approximately HK\$197.9 million). Among these 20 villas, the Chuang's China Group has entered into the sale and purchase agreements to further dispose of 4 villas, which is expected to be completed in the financial year ended 31 March 2021. The Chuang's China Group's strategy is to cash out on this investment. As such, the Chuang's China Group will adopt a flexible approach to sell/or lease the remaining villas.

In addition, the Chuang's China Group also holds two commercial properties with total GFA of approximately 1,630 sq. m. in Guangzhou, of which one (with GFA of approximately 809 sq. m.) is leased to an independent third party and generates a steady rental income at rental yield of about 4.3% based on the valuation of RMB7.7 million (equivalent to approximately HK\$8.4 million). Another commercial property (with GFA of approximately 821 sq. m.) was recorded at valuation of RMB10.3 million (equivalent to approximately HK\$11.2 million) as at 31 March 2020.



# COMMERCIAL PROPERTY

Shatian, Dongguan, Guangdong

(100% owned by Chuang's China)



The Chuang's China Group holds a 4-storey commercial building in Shatian, Dongguan, providing a total GFA of about 4,167 sq. m. for commercial, retail and office usage. As at 31 March 2020, valuation of the property was RMB36.4 million (equivalent to approximately HK\$39.7 million). Two storeys are leased to 中國人壽東莞分公司 (China Life Dongguan branch) for office use. Marketing is in progress for leasing of the remaining units of the property.

# Chairman's Statement (continued)

## (i) Investment Properties

### OFFICE PROPERTY

Fenchurch Street, London, UK

(100% owned by Chuang's China)

10 Fenchurch Street is a freehold property in the City of London, the UK. It is an 11-storey commercial building providing 77,652 sq. ft. of office and retail usage. As at 31 March 2020, the property was recorded at valuation of GBP96.5 million (equivalent to approximately HK\$926.4 million).

As announced on 3 May 2020, the Chuang's China Group entered into a sale and purchase agreement to dispose of this investment property to an independent third party at a consideration of about GBP94.2 million (equivalent to approximately HK\$909.2 million), subject to adjustment. The disposal has been approved by the shareholders of Chuang's China on 23 June 2020. Completion of the disposal is expected to be around the end of August 2020. This disposal will improve and strengthen the net cash position of the Chuang's China Group.



# WISMA CHUANG

Jalan Sultan Ismail,  
Kuala Lumpur, Malaysia  
(100% owned by Chuang's China)



Wisma Chuang is located within the prime city centre, situated right next to the landmark shopping complex, Pavilion KL, the heart of central business district and prestigious shopping area of Kuala Lumpur. It is built on a freehold land and is a 29-storey high rise office building having retail and office spaces of approximately 254,000 sq. ft. (on total net lettable area basis is approximately 195,000 sq. ft.) and 298 carparking spaces. As at 31 March 2020, the valuation of this property was MYR185.4 million (equivalent to approximately HK\$332.2 million), which represents an average value of approximately MYR951 (equivalent to approximately HK\$1,704) per sq. ft. of net lettable retail and office area.

Wisma Chuang is leased to multi tenants with an occupancy rate of approximately 70%, and annual rental income is approximately MYR7.1 million (equivalent to approximately HK\$13.2 million), representing a rental yield of approximately 3.8% based on valuation. During the year under review, the Chuang's China Group had carried out a lobby renovation work and certain building maintenance work with a view to improving the facilities for the tenants. Furthermore, the Chuang's China Group will continue to review the tenant mix of this property, and to consider further internal building upgrading work in order to further enhance its rental yield and occupancy rate.

Apart from the above investment properties, the Chuang's China Group will identify suitable opportunities to expand on investment properties portfolio to enhance the Chuang's China Group's recurring and steady income.

## Chairman's Statement (continued)

### (ii) Property Development

## THE ESPLANADE

Yip Wong Road, Tuen Mun, New Territories, Hong Kong

(100% owned by Chuang's China)



⌘ This photograph was taken on 19 June 2020 and had been edited and processed with computerized imaging techniques.

The Esplanade has a site area of about 26,135 sq. ft. and has a developable GFA of 117,089 sq. ft. for residential purpose and 25,813 sq. ft. for commercial purpose. It is located along the riverside recreation park, overlooking Tuen Mun River. Along the promenade right in front of the site, it is within leisure walking distance to the nearby landmark commercial mall. Construction works have been completed. Occupation permit has been obtained in January 2020. The Chuang's China Group is currently working in full speed to obtain the certificate of compliance. Upon obtaining the certificate of compliance, the Chuang's China Group will arrange handover of flats to end-buyers, which is expected to be in the third quarter of 2020.

The Esplanade comprises a two-storey commercial podium, a clubhouse, 47 carparking spaces and a 20-storey residential building, totalling 371 residential flats, which provides 233 studio, 97 one-bedroom, 39 two-bedrooms and 2 three-bedrooms. The estimated total sales proceeds of the residential properties will amount to about HK\$1,714.3 million.

Pre-sales of the residential properties were progressing satisfactorily. Up-to-date, a total of 364 residential units and 3 carparking spaces have been presold at aggregate amount of about HK\$1,641.5 million. These contracted sales will be recognized as revenues in the Chuang's China Group's financial statements when the properties are handed-over to end-buyers. Up to the date hereof, aggregate proceeds amounting to HK\$1,552.5 million have been received, and balance of HK\$89.0 million are expected to be received on or before completion of the sales. Marketing on the two-storey commercial properties with total GFA of 25,813 sq. ft. is in satisfactory progress.



⚡ The photograph (top) was taken on 29 April 2020 and the two photographs (bottom) were taken on 19 June 2020. These photographs had been edited and processed with computerized imaging techniques.



# Chairman's Statement (continued)

## (ii) Property Development

### A PROPERTY DEVELOPMENT SITE

Hong Kong

(100% owned by Chuang's China)

During the year under review, the Chuang's China Group had completed the acquisition of a property interests in Aberdeen at a consideration of about HK\$455.0 million. The property has a site area of about 4,320 sq. ft. and has a developable GFA of about 39,767 sq. ft.. The Chuang's China Group is in the progress of negotiating with a few remaining tenants for the delivery of vacant possession of the property. Hoarding and demolition plans have been submitted to the relevant authorities for approval.



### CHUANG'S LE PAPILLON

Guangzhou, Guangdong

(100% owned by Chuang's China)

Chuang's Le Papillon is an integrated residential and commercial community and its development is implemented by phases. The Chuang's China Group has completed the development of Phase I and II, having a total GFA of approximately 260,800 sq. m.. It comprises 34 high-rise residential towers with a total of 2,077 flats and 22 villas, commercial properties, club houses and 1,497 carparking spaces.

All residential flats of Phase I and II have been sold. During the year under review, 2 residential duplex and 156 carparks were sold. The Chuang's China Group will continue to market the remaining unsold 398 carparks of about RMB44.0 million (equivalent to approximately HK\$48.0 million).



For the remaining development (Phase III), the Chuang's China Group owns a land of over 92,000 sq. m. and its total plot ratio GFA was about 175,011 sq. m.. Land quota for development of about 123,362 sq. m. has been obtained and it is expected that the land quota of the remaining 51,649 sq. m. will be obtained soon.



The Chuang's China Group has commenced on the development of Phase III by stage. Stage 1 has a total GFA of 50,190 sq. m. for development of 6 blocks of residential building together with 5,775 sq. m. for a kindergarten and public utilities. Foundation works for the 6 blocks of residential properties are completed whereas the foundation works for the kindergarten and public utilities are currently in progress. Stage 2 with a total GFA of 29,623 sq. m. comprises 3 blocks of residential building and 14 blocks for duplex style villa. Foundation works as well as the construction of basement of Stage 2 are completed. Stage 3 with a total GFA of 89,423 sq. m. will comprise various blocks of residential building and commercial properties.

The prospects of the Phase III site are promising. The local government will launch a massive commercial development right opposite to the Chuang's China Group's Phase III site across the riverbank. The total planned land area is massive which will be developed for tourism, entertainment, exhibition, cultural and restaurants. This will be a driving force favourable to the Chuang's China Group's Phase III development. The Chuang's China Group is reviewing the master floor plans in order to optimize the flats size in accordance with the latest market condition.



# Chairman's Statement (continued)

## (ii) Property Development

### CHANGAN

Dongguan, Guangdong

(100% owned by Chuang's China)



The Chuang's China Group owns a site area of about 20,000 sq. m. in city centre of Changan (長安), Dongguan, on which an industrial building with GFA of about 39,081 sq. m. was erected. The property is currently leased to an independent third party until 2023, at gross rental income of about RMB6.8 million per annum. As at 31 March 2020, the property was recorded at valuation of RMB223.4 million (equivalent to approximately HK\$243.6 million). On the basis of the annual rental income, the rental yield is approximately 3.0% based on valuation.

This site has been rezoned to "residential usage", and the location of this property in Changan is strategic to benefit from the Guangdong-Hong Kong-Macao Greater Bay Area. The Chuang's China Group will monitor the requisite procedures and strategize on the optimal timing for usage conversion application of the site. On the basis of 3.5 times plot ratio, the project will have a developable GFA of about 70,000 sq. m. and will be a prime land bank for future development. The Chuang's China Group will also consider disposal of the property when suitable opportunities arise.

# CHUANG'S PLAZA

Anshan, Liaoning

(100% owned by Chuang's China)



Adjacent to Chuang's Midtown, the Chuang's China Group acquired through government tender the second site located in the prime city centre of Tie Dong Qu (鐵東區) with a site area of about 39,449 sq. m.. As about 1,300 sq. m. of the land title has not yet been rectified by the government authorities with the local railway corporation, the Chuang's China Group suffered a reduction in land area that was occupied by the local railway corporation. In view of the weak economic prospects of Anshan, the Chuang's China Group will assess the possibilities to sell-back this site to the local authorities, or other remedies acceptable to the Chuang's China Group.

# Chairman's Statement (continued)

## (ii) Property Development

CHANGSHA

Hunan

(69% owned by Chuang's China)

The Chuang's China Group owns an effective 69% interests in a property development project in Changsha and the total investment costs was about HK\$23.5 million (including shareholder's loan of about HK\$3.4 million) as at 31 March 2020. The Chuang's China Group has obtained a court ruling for winding up of the PRC project company. Process of the winding-up will be conducted in compliance with the PRC laws. As announced by Chuang's China on 30 December 2019, the civil complaint by the minority shareholder of the PRC project company against Chuang's China and an executive director of Chuang's China shall be heard by the court in Hunan. Based on the legal advices, the complaint is not supported by sufficient facts and/or legal basis, and that Chuang's China has sufficient grounds to vigorously contest the complaint. Further announcement(s) about the legal proceedings will be made by Chuang's China as and when appropriate.

# CHENGDU

## Sichuan

**(51% owned by Chuang's China)**

The Chuang's China Group holds a 51% development interest in a project in Wuhou District, Chengdu. As at 31 March 2020, the Chuang's China Group's total investment costs in this project was about RMB146.8 million (equivalent to approximately HK\$160.1 million). The Chuang's China Group has launched legal proceedings since May 2016, seeking for court ruling to unwind contracts of this joint development. As announced on 12 December 2019, the Chuang's China Group obtained the judgement in favour that various agreements relating to this joint venture project in Chengdu entered into between the Chuang's China Group and the PRC parties shall be rescinded. Also as announced on 31 December 2019, the Chuang's China Group had filed an appeal for the judgement payments to be raised. It is expected that the court of appeal will fix a hearing date shortly. Further announcement(s) about the legal proceedings will be made by the Company as and when appropriate.

As stated in previous financial statements, the Chuang's China Group acquired courtyard house in Beijing but the handling agent has failed to properly register title of the properties to the Chuang's China Group. Through legal proceedings, the Chuang's China Group had obtained court judgements in December 2019 for the registered owners to transfer the title to the designated nominee of the Chuang's China Group. Appeal of the court judgements have been lodged by the registered owners of the properties and the hearings of the appeal are in progress. The Chuang's China Group's original cost of investment in the properties was about RMB9.7 million (equivalent to approximately HK\$10.6 million).

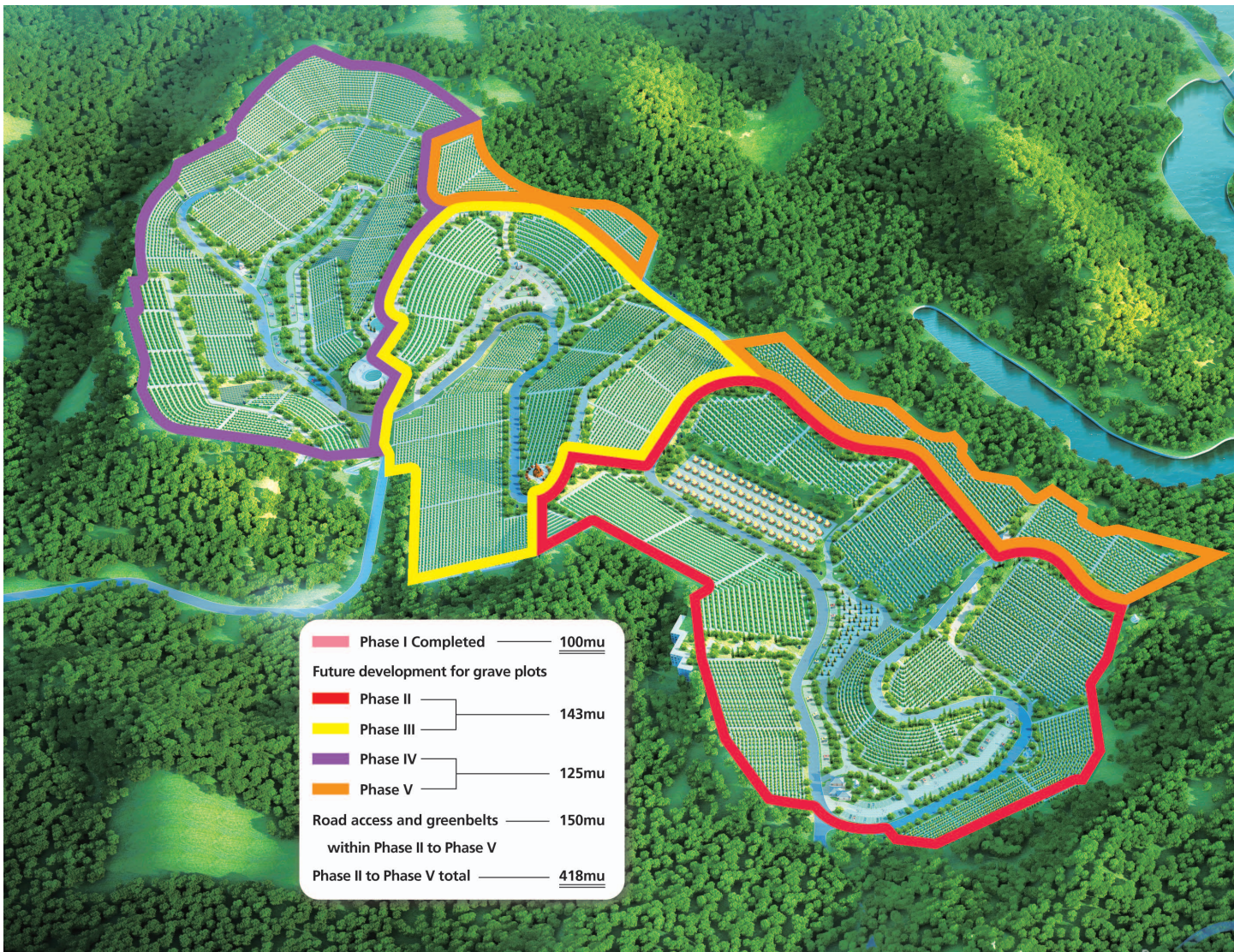
# Chairman's Statement (continued)

## (ii) Property Development

### FORTUNE WEALTH

Sihui, Guangdong

(86% owned by Chuang's China)



The Fortune Wealth Memorial Park operates a cemetery in Sihui with a site area of approximately 518 mu agreed by the local government authorities. Development of the project is conducted by phases. Phase I of about 100 mu has been completed with 5,485 grave plots, one mausoleum providing 550 niches, as well as an administrative and customer service building. Development of the remaining 418 mu will be divided into Phase II to Phase V.

Based on the existing master layout plan of Phase II to Phase V, about 41,815 grave plots will be constructed covering land area of 268 mu whereas road access and greenbelts will cover 150 mu. For Phase II and Phase III, land use rights of approximately 143 mu had been obtained, which will accommodate a total of 22,569 grave plots. For Phase IV and

Phase V, land use rights of approximately 5.2 mu had been obtained and additional land quota of about 119.8 mu shall be required, for the construction of a total of 19,246 grave plots.

Fortune Wealth will follow-up with the local authorities for the grant of the remaining 119.8 mu land use rights. As at 31 March 2020, the cemetery assets (including non-controlling interests) were recorded based on the book cost of about RMB623.3 million (equivalent to approximately HK\$679.7 million).

Fortune Wealth has full license for sale not only in the PRC, but also includes overseas Chinese as well as residents of Hong Kong, Macau and Taiwan. As at 31 March 2020, about 3,465 grave plots and 535 niches were available for sale. Fortune Wealth will review its sales and marketing strategy and will take more proactive steps in its brand building and customer services.





## Chairman's Statement (continued)

### (iii) Investments in CNT Group Limited ("CNT") and CPM Group Limited ("CPM")

As at the date hereof, the Chuang's China Group owns about 19.45% interests in CNT and about 0.6% interests in CPM, both of them are listed on the Main Board of The Stock Exchange of Hong Kong Limited (the "Stock Exchange"). CNT and its subsidiaries are principally engaged in the property business, and through its 75% owned subsidiary, CPM, is principally engaged in the manufacture and sale of paint products under its own brand names with focus on the PRC market.

With reference to the respective closing share prices of CNT and CPM as at 31 March 2020 of HK\$0.31 (31 March 2019: HK\$0.32) and HK\$0.45 (31 March 2019: HK\$0.50), the aggregate book value of the Chuang's China Group's investments in CNT and CPM is about HK\$117.6 million (31 March 2019: HK\$119.9 million). The change in book value is accounted for as "Reserve" in the financial statements.

As announced by the Company on 12 February 2019, the Court has directed for the substantive trial of the derivative action against certain directors of CNT to be re-fixed to 9 November 2020 to 11 December 2020. Further announcement(s) about this derivative action will be made by the Company as and when appropriate.

## E. Other Businesses

### (i) Sintex Nylon and Cotton Products (Pte) Limited (“Sintex”)

Sintex is engaged in the sales of home finishing products under its own brand names in Singapore and is 88.2% owned by the Group. During the year, Sintex recorded revenues of HK\$30.8 million (2019: HK\$59.8 million), and incurred a loss of about HK\$7.6 million (2019: HK\$4.9 million). It is expected that the recent outbreak of Covid-19 would have a material impact on Sintex’s business in the coming year. As such, Sintex is taking steps to adjust for a business model that has less reliance on in-store shopping and concentrate more resources for developing online business. Moreover, Sintex will take action to reduce significant amount of overhead, solidify its internal operation and further evaluate the effectiveness of its retail stores by reorganizing the retail store portfolio in order to enhance the revenues and restore the business to profitability.

### (ii) Securities Investment and Trading

During the year, securities investment and trading business of the Group recorded net realized loss on disposal of investments of HK\$4.0 million, dividend and interest income from investments of HK\$170.0 million, and unrealized fair value loss on investments of HK\$219.6 million as a result of mark to market valuations as at the balance sheet date. Nearly the whole amount of the unrealized fair value loss was related to bond investments principally as a result of the drop in bond prices as at 31 March 2020 when compared to that of 31 March 2019 as nearly all the bonds held by the Group were traded below par as at 31 March 2020. In the event that the Group holds the bonds up to their respective maturity dates for redemption at par, the unrealized fair value loss would nearly be fully recovered.

As at 31 March 2020, investments of the Group amounted to HK\$2,437.2 million (HK\$1,679.5 million were held by the wholly-owned subsidiaries of the Group and HK\$757.7 million were held by the Chuang’s China Group), and comprised as to HK\$2,360.3 million for investments in high yield bonds, HK\$1.7 million for investments in securities listed on the Stock Exchange and the balance of HK\$75.2 million for other investments in some FinTech companies, venture capital and funds which are not listed in the markets.

The recent uncertain political and economic environment as well as the pandemic of Covid-19 had asserted downward pressure on the prices of the bonds held by the Group, which have offset the high interest income generated. The Group will closely monitor the performance of the investment portfolio in light of the monetary environment and with reference to the Group’s financial position.

# Chairman's Statement (continued)

Set out below is further information of the investments of the Group as at 31 March 2020:

## (a) Bonds investments

| Stock code | Bond issuer  | Face value of bonds held as at 31 March 2020<br>US\$'000 | Market value as at 31 March 2020<br>HK\$'000 | Percentage of market value to the Group's total assets as at 31 March 2020 | Interest income for the year ended 31 March 2020<br>HK\$'000 | Fair value gain/(loss) for the year ended 31 March 2020<br>HK\$'000 |
|------------|--|--|--|--|--|---|
| 754        | Hopson Development Holdings Limited<br>(7.5%, due 2022)  | 8,000  | 58,580                                       | 0.3%   | 1,469  | 667   |
| 813        | Shimao Group Holdings Limited<br>(6.375%, due 2021)  | 4,000  | 32,185                                       | 0.1%   | –  | 1,250   |
| 846        | Mingfa Group (International) Company Limited<br>(a) 15%, due 2021<br>(b) 15%, due 2020             | 60,000<br>–  | 425,009<br>–                                 | 1.9%   | –<br>37,000  | (41,201)<br>–   |
| 884        | CIFI Holdings (Group) Co. Ltd.<br>(a) 6%, due 2025<br>(b) 6.875%, due 2021<br>(c) 7.625%, due 2021 | 1,500<br>2,000<br>1,000                                  | 10,513<br>15,745<br>7,795                    | 0.2%   | –<br>–<br>–  | (1,170)<br>706<br>411   |
| 1233       | Times China Holdings Limited<br>(a) 5.75%, due 2022<br>(b) 6.25%, due 2021<br>(c) 6.75%, due 2023  | 3,000<br>1,000<br>3,000                                  | 22,086<br>7,707<br>21,483                    | 0.2%   | 676<br>489<br>791  | (1,065)<br>(354)<br>(1,995)   |

| Stock code | Bond issuer  | Face value of bonds held as at 31 March 2020 | Market value as at 31 March 2020 | Percentage of market value to the Group's total assets as at 31 March 2020 | Interest income for the year ended 31 March 2020 | Fair value gain/(loss) for the year ended 31 March 2020 |
|------------|--|--|----------------------------------|--|--|---|
|            |  | US\$'000                                     | HK\$'000                         |  | HK\$'000   | HK\$'000  |
| 1238       | Powerlong Real Estate Holdings Limited   |  |                                  | 0.3%   |  |   |
|            | (a) 4.875%, due 2021   | 2,000  | 14,068                           |  | –  | (285)   |
|            | (b) 5.95%, due 2020  | 2,000  | 15,460                           |  | –  | 249   |
|            | (c) 6.95%, due 2021  | 4,000  | 30,135                           |  | –  | 60  |
|            | (d) 7.125%, due 2022   | 200  | 1,450                            |  | –  | (110)   |
| 1638       | Kaisa Group Holdings Ltd.  |  |                                  | 0.9%   |  |   |
|            | (a) 7.25%, due 2020  | 10,000                                       | 77,609                           |  | 5,682  | (2,705)   |
|            | (b) 7.875%, due 2021   | 2,000  | 14,282                           |  | 1,234  | (1,237)   |
|            | (c) 8.5%, due 2022   | 6,400  | 42,222                           |  | 4,262  | (5,934)   |
|            | (d) 11.25%, due 2022   | 6,000  | 44,017                           |  | 2,648  | (4,880)   |
|            | (e) 11.75%, due 2021   | 4,000  | 30,198                           |  | 3,670  | (2,216)   |
| 1813       | KWG Group Holdings Limited   |  |                                  | 0.7%   |  |   |
|            | (a) 6%, due 2022   | 10,000                                       | 74,315                           |  | 4,692  | (4,842)   |
|            | (b) 7.4%, due 2024   | 7,000  | 49,698                           |  | 2,427  | (4,842)   |
|            | (c) 7.875%, due 2023   | 5,000  | 36,570                           |  | 3,081  | (3,730)   |
| 2007       | Country Garden Holdings Company Limited  |  |                                  | 1.5%   |  |   |
|            | (a) 4.75%, due 2023  | 10,000                                       | 74,425                           |  | 3,714  | (646)   |
|            | (b) 5.625%, due 2026   | 34,000                                       | 266,979                          |  | 14,989   | (2,826)   |
| 2777       | Easy Tactic Limited, a wholly-owned subsidiary of Guangzhou R&F Properties Co., Ltd. |  |                                  | 1.7%   |  |   |
|            | (a) 5.75%, due 2022  | 51,000                                       | 358,253                          |  | 22,932   | (37,945)  |
|            | (b) 8.875%, due 2021   | 2,000  | 14,823                           |  | 1,388  | (1,707)   |
| 3333       | China Evergrande Group   |  |                                  | 1.5%   |  |   |
|            | (a) 7.5%, due 2023   | 10,743                                       | 61,541                           |  | 6,312  | (19,762)  |
|            | (b) 8.25%, due 2022  | 39,200                                       | 247,573                          |  | 25,292   | (55,385)  |
|            | (c) 8.75%, due 2025  | 4,714  | 26,748                           |  | 3,231  | (9,097)   |
|            | (d) 7%, due 2020   | –  | –                                |  | 6,423  | –   |

## Chairman's Statement (continued)

| Stock code | Bond issuer  | Face value of bonds held as at 31 March 2020<br>US\$'000 | Market value as at 31 March 2020<br>HK\$'000 | Percentage of market value to the Group's total assets as at 31 March 2020 | Interest income for the year ended 31 March 2020<br>HK\$'000 | Fair value gain/(loss) for the year ended 31 March 2020<br>HK\$'000 |
|------------|--|--|--|--|--|---|
| 3380       | Logan Group Company Limited  |  |  | 0.5%   |  |   |
|            | (a) 5.75%, due 2022  | 5,000  | 37,739                                       |  | 2,251  | (1,993)   |
|            | (b) 6.875%, due 2021   | 4,000  | 31,494                                       |  | 2,157  | (1,277)   |
|            | (c) 7.5%, due 2022   | 5,000  | 38,242                                       |  | 2,928  | (2,584)   |
|            | (d) 8.75%, due 2020  | 2,000  | 15,781                                       |  | 1,372  | (1,046)   |
| 3383       | Agile Group Holdings Limited   |  |  | 0.4%   |  |   |
|            | (a) 5.125%, due 2022   | 10,000   | 71,410                                       |  | 4,003  | (5,984)   |
|            | (b) 6.7%, due 2022   | 1,800  | 13,604                                       |  | 943  | (860)   |
| 600606     | Greenland Global Investment Limited, a wholly-owned subsidiary of Greenland Holdings Corporation Limited |  |  | 0.2%   |  |   |
|            | (a) 5.25%, due 2021  | 4,300  | 31,835                                       |  | 1,763  | (1,800)   |
|            | (b) 6.75%, due 2022  | 2,600  | 19,452                                       |  | 688  | (832)   |
|            | (c) 6.75%, due 2023  | 200  | 1,375  |  | 53   | (188)   |
| Z25        | Yanlord Land Group Limited (6.8%, due 2024)  | 2,500  | 17,855                                       | 0.1%   | 661  | (1,747)   |
|            | Bond disposed of during the year   | –  | –  | –  | 725  | –   |
|            |  | 331,157  | 2,360,256                                    | 10.5%  | 169,946  | (218,902)   |

(b) Securities investments

| Stock code | Investee company                    | Number of shares held as at 31 March 2020 | Market value as at 31 March 2020<br>HK\$'000 | Percentage of market value to the Group's total assets as at 31 March 2020 | Dividend income for the year ended 31 March 2020<br>HK\$'000 | Fair value loss for the year ended 31 March 2020<br>HK\$'000 |
|------------|-------------------------------------|---|--|--|--|--|
| 276        | Mongolia Energy Corporation Limited | 434,950                                   | 191  | 0.00%  | –  | (431)  |
| 8439       | Somerley Capital Holdings Limited   | 912,000                                   | 1,487  | 0.01%  | 45   | (36)   |
|            |                                     |   | 1,678  | 0.01%  | 45   | (467)  |

(c) Brief description of principal business of the respective bond issuers and investee companies held as at 31 March 2020 is as follows:

| Name of company                              | Principal business  |
|--|---|
| Hopson Development Holdings Limited          | Property development, commercial properties investment, property management and infrastructure business |
| Shimao Group Holdings Limited                | Property development, property investment and hotel operation   |
| Mingfa Group (International) Company Limited | Property development, property investment and hotel operation   |
| CIFI Holdings (Group) Co. Ltd.               | Property development, property investment and project management and other property related services    |
| Times China Holdings Limited                 | Property development, urban redevelopment business, property leasing and property management            |

## Chairman's Statement (continued)

| Name of company                         | Principal business  |
|---|---|
| Powerlong Real Estate Holdings Limited  | Property development, property investment and provision of commercial operational services and other businesses           |
| Kaisa Group Holdings Ltd.               | Property development, property investment, property management, hotel and catering operations and other businesses        |
| KWG Group Holdings Limited              | Property development, property investment, hotel operation and property management  |
| Country Garden Holdings Company Limited | Property development and construction   |
| Guangzhou R&F Properties Co., Ltd.      | Development and sale of properties, property investment, hotel operations and other property development related services |
| China Evergrande Group                  | Property development, property investment, property management and other businesses                                       |
| Logan Group Company Limited             | Property development, property investment, construction and decoration, and primary land development                      |
| Agile Group Holdings Limited            | Property development, property investment, hotel operation, property management and environmental protection              |
| Greenland Holdings Corporation Limited  | Property development, property investment, construction and hotel operation   |
| Yanlord Land Group Limited              | Property development, property investment and hotel operations  |
| Mongolia Energy Corporation Limited     | Energy and related resources business   |
| Somerville Capital Holdings Limited     | Provision of corporate finance advisory service and asset management service  |

### (iii) Money Lending Business

The Group had advanced loans to customers during the year. Revenues generated from this business during the year amounted to HK\$6.5 million (2019: HK\$7.8 million). As at 31 March 2020, outstanding amount of loans due from customers amounted to about HK\$178.9 million (2019: HK\$174.5 million), which were mainly relating to mortgage loans. Among these mortgage loans, one borrower with outstanding loan amount of approximately HK\$117.5 million has financial difficulty under the current poor environment and has failed to pay its monthly instalment since December 2019. The Group is taking legal action to recover the overdue amount in order to protect the Group's interest.

## Financial position

### Net asset value

As at 31 March 2020, net assets attributable to equity holders of the Company was HK\$11,107.4 million (2019: HK\$12,102.2 million). Net asset value per share was HK\$6.64 (2019: HK\$7.24), which is calculated based on the book costs of the Group's properties for sale before taking into account their appreciated values.

### Financial resources

As at 31 March 2020, the Group's cash, bank balances and investments held for trading amounted to HK\$4,957.5 million (2019: HK\$5,638.4 million). Bank borrowings as at the same date amounted to HK\$7,085.7 million (2019: HK\$7,307.5 million). The Group's net debt to equity ratio, expressed as a percentage of bank borrowings net of cash, bank balances and investments held for trading over net assets attributable to equity holders of the Company, was 19.2% (2019: 13.8%). This net debt to equity ratio will be improved upon the completion of the UK property disposal and the handover of the residential units of The Esplanade to end-buyers, as well as the commencement of the pre-sale of the Mongkok joint venture project with satisfactory result.

Approximately 94.5% of the Group's cash, bank balances and investments held for trading were denominated in Hong Kong dollar and United States dollar, 4.3% were in Renminbi and the balance of 1.2% were in other currencies. Approximately 91.7% of the Group's bank borrowings were denominated in Hong Kong dollar and United States dollar, 6.5% were in British Pound Sterling and the balance of 1.8% were in Malaysian Ringgit and other currencies.

Based on the agreed scheduled repayment dates in the loan agreements and ignoring the effect of any repayment on demand clause, approximately 21.0% of the Group's bank borrowings were repayable within the first year, 61.4% were repayable within the second year, 14.8% were repayable within the third to fifth years and the balance of 2.8% were repayable after the fifth year.



# Chairman's Statement (continued)

## Foreign exchange risk

As disclosed in the "Business Review" section of this report, the Group also conducts its businesses in other places outside Hong Kong, with the income and the major cost items in those places being denominated in their local foreign currencies. Therefore, it is expected that any fluctuation of these foreign currencies' exchange rates would not have material effect on the operations of the Group. However, as the Group's consolidated financial statements are presented in Hong Kong dollar, the Group's financial position is subject to exchange exposure to these foreign currencies. The Group would closely monitor this risk exposure from time to time.

## Prospects

The ongoing Sino-US trade war, the social unrest in Hong Kong and the pandemic of Covid-19 have created uncertainties and caused a downturn of the Hong Kong economy. It is expected that these uncertainties will remain in the near future and the negative impact will spill over to various business sectors. We will monitor the situation closely and will take appropriate steps to mitigate such effect to our Group. Despite these short-term uncertainties, the Group remains confident in Hong Kong in the long term and, given our sound and healthy financial position, Hong Kong will still be our focus of business expansion in the future when opportunities arise.

In the coming financial year, the Group will closely monitor the progress for the completion of the disposal of the UK investment property and collect the remaining sale proceeds. Meanwhile, we will actively follow up with the relevant authorities for the issuance of the certificate of compliance of The Esplanade in order to handover the units to end-buyers for completion. We will continue to monitor the progress of the compulsory acquisition and the auction of the remaining 3 units of Nos. 16–18 Gage Street in order to consolidate the whole site in the coming year for redevelopment. We will also continue to monitor the progress of the construction works of various projects, constantly review and monitor the tenant status and tenant mix of our investment properties, pursue the commencement of the pre-sale of the Mongkok joint venture project, in particular under the current market environment, so as to preserve the Group's competitiveness. Moreover, we will further review our group structure so that resources can be deployed in a more effective and efficient manner. We are confident that, with the implementation of the above strategies, the Group's financial position as well as the net debt to equity ratio will be improved, and further value can be created for our shareholders.

# Staff

The Group puts emphasis on training and cultivating elite talent. We are committed to providing a dynamic and enthusiastic working atmosphere and increase hiring talents of all fields. As at 31 March 2020, the Group (excluding the Chuang's China Group) employed 249 staff and the Chuang's China Group employed 151 staff. The Group provides its staff with other benefits including discretionary bonus, double pay, contributory provident fund, share options and medical insurance. Staff training is also provided as and when required.

# Appreciation

On behalf of the Board, I would like to thank my fellow Directors and our dedicated staff for their hard work and contribution during the year.

**Albert Chuang Ka Pun**

*Chairman and Managing Director*

Hong Kong, 29 June 2020

# Corporate Information

|   |   |
|---|---|
| <b>Honorary Chairman</b>                                | Alan Chuang Shaw Swee   |
| <b>Directors</b>  | <p>Albert Chuang Ka Pun, J.P. (<i>Chairman and Managing Director</i>)<br/> Richard Hung Ting Ho (<i>Vice Chairman</i>)<br/> Chong Ka Fung (<i>Deputy Managing Director</i>)<br/> Ann Li Mee Sum<br/> Candy Kotewall Chuang Ka Wai<br/> Geoffrey Chuang Ka Kam<br/> Chan Chun Man<br/> Abraham Shek Lai Him, G.B.S., J.P.*<br/> Fong Shing Kwong*<br/> Yau Chi Ming*<br/> David Chu Yu Lin, S.B.S., J.P.*<br/> Tony Tse Wai Chuen, B.B.S.*</p> <p>* <i>Independent Non-Executive Directors</i></p> |
| <b>Audit Committee</b>                                  | <p>Abraham Shek Lai Him, G.B.S., J.P.#<br/> Fong Shing Kwong<br/> Yau Chi Ming</p>  |
| <b>Nomination Committee/<br/>Remuneration Committee</b> | <p>Abraham Shek Lai Him, G.B.S., J.P.#<br/> Fong Shing Kwong<br/> David Chu Yu Lin, S.B.S., J.P.</p>  |
| <b>Corporate Governance<br/>Committee</b>               | <p>Albert Chuang Ka Pun, J.P.#<br/> Chong Ka Fung<br/> Candy Kotewall Chuang Ka Wai<br/> Chan Chun Man</p>  |
| <b>Company Secretary</b>                                | Lee Wai Ching   |
| <b>Independent Auditor</b>                              | <p>PricewaterhouseCoopers<br/> <i>Certified Public Accountants and<br/> Registered Public Interest Entity Auditor</i><br/> 22nd Floor, Prince's Building,<br/> 10 Chater Road,<br/> Central, Hong Kong</p>  |

# *Chairman of the relevant committee*

## Corporate Information (continued)

|                          |   |
|--------------------------|---|
| <b>Registrars</b>        | <p><b>Bermuda:</b><br/>MUFG Fund Services (Bermuda) Limited<br/>4th floor North,<br/>Cedar House,<br/>41 Cedar Avenue,<br/>Hamilton HM 12,<br/>Bermuda</p> <p><b>Hong Kong:</b><br/>Tricor Standard Limited<br/>Level 54, Hopewell Centre,<br/>183 Queen's Road East,<br/>Hong Kong</p> |
| <b>Principal Bankers</b> | <p>The Hongkong and Shanghai Banking Corporation Limited<br/>Hang Seng Bank Limited<br/>Bank of China (Hong Kong) Limited<br/>China Construction Bank (Asia) Corporation Ltd.<br/>Nanyang Commercial Bank, Limited<br/>Bank of Communications Co., Ltd.</p>                             |
| <b>Registered Office</b> | <p>Clarendon House, 2 Church Street,<br/>Hamilton HM 11, Bermuda</p>  |

## Corporate Information (continued)

|                                      |  |
|--------------------------------------|--|
| <b>Principal Office in Hong Kong</b> | 25th Floor, Alexandra House,<br>18 Chater Road, Central, Hong Kong<br>Telephone: (852) 2522 2013<br>Facsimile: (852) 2810 6213<br>Email address: chuangs@chuangs.com.hk<br>Website: <a href="http://www.chuang-consortium.com">www.chuang-consortium.com</a> |
| <b>Singapore Office</b>              | 245 Jalan Ahmad Ibrahim, Jurong Town,<br>Singapore 629144,<br>Republic of Singapore  |
| <b>Vietnam Office</b>                | Room 204A, 2nd Floor, Capital Place Building,<br>6 Thai Van Lung Street, District 1,<br>Ho Chi Minh City, Vietnam  |
| <b>Mongolia Office</b>               | 2nd Floor, sáv Plaza,<br>No. 32/2 Chagdarjav.G Street,<br>1st Khoroo, Sukhbaatar District,<br>Ulaanbaatar 14210,<br>Mongolia   |
| <b>Stock Code</b>                    | 367  |

Biographical  
Details of  
Honorary Chairman,  
Directors and  
Senior  
Management

# Biographical Details of Honorary Chairman, Directors and Senior Management

## Honorary Chairman

**Mr. Alan Chuang Shaw Swee** (aged 68), the honorary chairman, is the former chairman of the Group. He has extensive experience in business development and investment in Hong Kong, the People's Republic of China (the "PRC") and Southeast Asia. With his substantial connections, he has actively involved in the development and management of investments in Hong Kong, the PRC and Southeast Asia. He is also the former honorary chairman of Chuang's China Investments Limited (stock code: 298) ("Chuang's China"), which is a subsidiary of the Company and listed on The Stock Exchange of Hong Kong Limited (the "Stock Exchange"). He was an Adviser of Hong Kong Affairs and a member of the Selection Committee for the Government of the Hong Kong Special Administrative Region. He is a member of the National Committee of The Chinese People's Political Consultative Conference, a standing committee member of All-China Federation of Returned Overseas Chinese, the President of the Association for the Promotion of Global Chinese Traders Fraternity Ltd., the Honorary member of Guangzhou Panyu Overseas Exchanges Association, the Vice President of China Federation of Overseas Chinese Entrepreneurs and the Committee for the Promotion of Fujian-Taiwan Economic Cooperation, the Honorary President of Hunan Overseas Friendship Association and Fujian International Culture & Economy Exchange Foundation, an economic adviser to Chengdu, Sichuan, an overseas consultant to Sichuan Provincial Overseas Exchanges Association, an Honorary Citizen of Xiamen City, Guangzhou City and Chia-Yi, Taiwan and an executive director of the Board of Trustees of Jimei University, Xiamen City. He is also the Vice President of the Hong Kong Factory Owners Association, the Honorary President of the Hong Kong Federation of Overseas Chinese Association, the Honorary President of the Chinese General Chamber of Commerce, a director of The Real Estate Developers Association of Hong Kong, the Senate of the Democratic Alliance for the Betterment and Progress of Hong Kong, the Life Honorary President of the General Association of Xiamen (H.K.) Ltd., the Permanent President of Hong Kong Huian Natives Association, the Life Honorary President of Chuang & Yen Clansmen's General Association and a director of the Friends of Hong Kong Association Ltd.. He is the father of Mr. Albert Chuang Ka Pun, Mr. Chong Ka Fung, Mrs. Candy Kotewall Chuang Ka Wai and Mr. Geoffrey Chuang Ka Kam. He joined the Group in 1970.



## Biographical Details of Honorary Chairman, Directors and Senior Management (continued)

### Executive Directors

**Mr. Albert Chuang Ka Pun** J.P. (aged 40), the chairman and managing director, has over 16 years of experience in property business and general management. He is the chairman of the corporate governance committee of the Company. He is also the chairman of Chuang's China. He holds a bachelor degree of arts with major in economics. He is a committee member (the Hong Kong Special Administrative Region) of the Tianjin Municipal Committee of the Chinese People's Political Consultative Conference and the Twelfth All-China Youth Federation. He is the son of Mr. Alan Chuang Shaw Swee and the brother of Mr. Chong Ka Fung, Mrs. Candy Kotewall Chuang Ka Wai and Mr. Geoffrey Chuang Ka Kam. He joined the Group in 2005.

**Mr. Richard Hung Ting Ho** (aged 66), the vice chairman, has over 41 years of experience in corporate development and general management. He is a fellow member of the Hong Kong Institute of Certified Public Accountants and an associate member of the Hong Kong Institute of Chartered Secretaries. He joined the board in September 2016.

**Mr. Chong Ka Fung** (aged 35), the deputy managing director, has 10 years of experience in architecture, interior design and general management. He is a member of the corporate governance committee of the Company. He is also the managing director of Chuang's China. He holds a bachelor degree of fine arts in architecture design covering architecture; interior; and urban planning. He is a director of The Chinese General Chamber of Commerce ("CGCC") and a vice chairman of the Community Affairs Committee of CGCC. He is also a director of the Hong Kong Chang Sha Chamber of Commerce, the vice chairman of Hong Kong Huian Natives Association, the deputy secretary general of the Hunan Youth Federation, an executive member of The Y. Elites Association Limited and a member of China Green Building (Hong Kong) Council and the Hong Kong-Shanghai Youth Exchange Promotion Association. He is the son of Mr. Alan Chuang Shaw Swee, the brother of Mr. Albert Chuang Ka Pun, Mrs. Candy Kotewall Chuang Ka Wai and Mr. Geoffrey Chuang Ka Kam. He joined the Group in 2012.

**Miss Ann Li Mee Sum** (aged 59), an executive director, has over 34 years of experience in finance, corporate finance and business management. She is also the deputy chairman of Chuang's China. She holds a Master degree in Business Administration and is a fellow member of the Chartered Institute of Management Accountants. She joined the Group in 1999.

**Mrs. Candy Kotewall Chuang Ka Wai**<sup>1</sup> (aged 38), an executive director, has 16 years of experience in general management, marketing and property business. She is a member of the corporate governance committee of the Company. She is a member of The Chinese People's Political Consultative Conference, Xiamen Committee, Beijing Youth Federation, Xiamen Overseas Friendship Association, The Y. Elites Association Limited and Hong Kong United Youth Association, the honorary president of the Hong Kong CPPCC of Fukien Province Members Association, the vice chairman of the General Association of Xiamen (H.K.) Ltd. and Kowloon Regional Association of The Hong Kong Girl Guides Association and an executive director of the Board of Trustees of Jimei University, Xiamen City. She is the daughter of Mr. Alan Chuang Shaw Swee, the sister of Mr. Albert Chuang Ka Pun, Mr. Chong Ka Fung and Mr. Geoffrey Chuang Ka Kam. She joined the Group in 2005.

<sup>1</sup> formerly known as Candy Chuang Ka Wai

# Biographical Details of Honorary Chairman, Directors and Senior Management (continued)

## Executive Directors (continued)

**Mr. Geoffrey Chuang Ka Kam** (aged 32), an executive director, has 11 years of experience in financial and general management. He is also an executive director of Chuang's China. He holds a Bachelor degree of Arts with major in economics. He is the son of Mr. Alan Chuang Shaw Swee, the brother of Mr. Albert Chuang Ka Pun, Mrs. Candy Kotewall Chuang Ka Wai and Mr. Chong Ka Fung. He joined the board in February 2018.

**Mr. Chan Chun Man** (aged 44), an executive director, has over 21 years of experience in finance, accounting and auditing. He is a member of the corporate governance committee of the Company. He holds a bachelor degree in accountancy and a master degree in business administration. He is a fellow member of the Association of Chartered Certified Accountants and an associate member of each of the Hong Kong Institute of Certified Public Accountants, the Hong Kong Institute of Chartered Secretaries and the Chartered Governance Institute in the United Kingdom. He is also a Chartered Financial Analyst of CFA Institute. He joined the Group in 2003.

## Independent Non-Executive Directors

**Mr. Abraham Shek Lai Him**<sup>2</sup> G.B.S., J.P. (aged 75), was appointed as an independent non-executive director in 2004. Mr. Shek is the chairman of the audit committee, the nomination committee and the remuneration committee of the Company. He is currently a member of the Legislative Council for the Hong Kong Special Administrative Region, the Court of The Hong Kong University of Science & Technology, the Court and the Council of The University of Hong Kong, a non-executive director of the Mandatory Provident Fund Schemes Authority of Hong Kong and a member of the Advisory Committee on Corruption of the Independent Commission Against Corruption. He holds a bachelor degree of arts. He is the honorary chairman and an independent non-executive director of Chuang's China, an independent non-executive director of Paliburg Holdings Limited (stock code: 617), Lifestyle International Holdings Limited (stock code: 1212), NWS Holdings Limited (stock code: 659), Country Garden Holdings Company Limited (stock code: 2007), SJM Holdings Limited (stock code: 880), ITC Properties Group Limited (stock code: 199), China Resources Cement Holdings Limited (stock code: 1313), Lai Fung Holdings Limited (stock code: 1125), Cosmopolitan International Holdings Limited (stock code: 120), Goldin Financial Holdings Limited (stock code: 530), Everbright Grand China Assets Limited (stock code: 3699), CSI Properties Limited (stock code: 497) and Far East Consortium International Limited (stock code: 35), all are listed on the Stock Exchange. Mr. Shek is also an independent non-executive director of Eagle Asset Management (CP) Limited, the manager of Champion Real Estate Investment Trust (stock code: 2778), and Regal Portfolio Management Limited, the manager of Regal Real Estate Investment Trust (stock code: 1881), both trusts are listed on the Stock Exchange.

<sup>2</sup> also known as Abraham Razack

## Biographical Details of Honorary Chairman, Directors and Senior Management (continued)

### Independent Non-Executive Directors (continued)

**Mr. Fong Shing Kwong** (aged 72), was appointed as an independent non-executive director in 2008. Mr. Fong is a member of the audit committee, the nomination committee and the remuneration committee of the Company. He has over 42 years of experience in the hospitality industry and has extensive experience in property development, asset and facility management and investment business in the PRC.

**Mr. Yau Chi Ming** (aged 66), was appointed as an independent non-executive director in 2012. Mr. Yau is a member of the audit committee of the Company. He is a practising certified public accountant in Hong Kong with over 35 years of experience. He is a fellow member of the Association of Chartered Certified Accountants in the United Kingdom and an associate member of the Hong Kong Institute of Certified Public Accountants, the Chartered Governance Institute in the United Kingdom and the Chartered Professional Accountants of British Columbia in Canada.

**Mr. David Chu Yu Lin** S.B.S., J.P. (aged 76), was appointed as an independent non-executive director in 2013. Mr. Chu is a member of the nomination committee and the remuneration committee of the Company. He has extensive experience in finance, banking and property investment. He holds a bachelor of science degree and a master of science degree, both from Northeastern University, and a master of business administration degree from Harvard University. Mr. Chu was conferred with an honorary doctorate degree in public service by Northeastern University. He is an independent non-executive director of AVIC International Holding (HK) Limited (stock code: 232) and Zhuhai Holdings Investment Group Limited (stock code: 908), both are listed on the Stock Exchange. Mr. Chu was elected as a deputy of the Hong Kong Special Administrative Region to the 10th National Congress of the PRC.

**Mr. Tony Tse Wai Chuen** B.B.S. (aged 65), was appointed as an independent non-executive director in 2016. Mr. Tse has over 44 years of experience in property investment and development in both public and private sectors. He is currently a member of the Legislative Council for the Hong Kong Special Administrative Region. He is a fellow member of the Hong Kong Institute of Surveyors. He is a member of the Standing Committee on Disciplined Services Salaries and Conditions of Service, the chairman of the Property Management Services Authority, the vice-chairman of Independent Police Complaints Council, a non-official member of the Harbourfront Commission and a member of the Court of Lingnan University. He is a member of the National Committee of the Chinese People's Political Consultative Conference and a member of the 9th committee of China Association for Science and Technology.

## Biographical Details of Honorary Chairman, Directors and Senior Management (continued)

### Senior Management

**Mr. Chan Hing Kwong** (aged 44), the assistant general manager of property development and sales department, has over 21 years of experience in property sales, leasing, marketing and property management. He holds a bachelor degree in science and a master degree in housing management. He joined the Group in 2008.

**Mr. Chan Ka On** (aged 52), the senior project manager, has 27 years of experience in construction and property development. He holds a bachelor of science degree in building surveying. He joined the Group in 2001.

**Mr. Khor Chii Yau** (aged 35), the senior project manager, has over 12 years of experience in architecture, project management and contract administration. He holds a bachelor degree of design (architecture) and master degree of architecture. He is a member of the Hong Kong Institute of Architects and is a Hong Kong Registered Architect. He joined the Group in 2014.

**Mr. Andrew Ho Kar Kin** (aged 37), the financial controller, has over 15 years of experience in finance, accounting and auditing. He holds a bachelor degree in accountancy. He is a fellow of the Hong Kong Institute of Certified Public Accountants and a fellow of the Institute of Chartered Accountants in England & Wales. He joined the Group in 2009.

**Ms. Cici Wong Shi Wai** (aged 45), the group legal counsel, has over 21 years of experience in legal field. She holds a bachelor degree in laws, a postgraduate certificate in laws and a master of laws degree in corporate and financial law. She is a solicitor of the High Court of Hong Kong. She joined the Group in 2006.

**Ms. Lee Wai Ching** (aged 59), the company secretary, is responsible for the Group's company secretarial matters. She has over 36 years of experience in corporate services and office administration. She holds a master degree in business administration and a master degree in laws. She is a fellow of both the Chartered Governance Institute in the United Kingdom and the Hong Kong Institute of Chartered Secretaries. She joined the Group in 1998.

**Ms. Lim Bee Geok** (aged 54), a director and the general manager of the Singapore Division, is responsible for the Group's operation in Singapore. She has over 23 years of experience in marketing and general management. She joined the Group in 1990.

**Mr. Tong Kwok Lun** (aged 41), the chief representative of the Vietnam Division, is responsible for the Group's development projects in Vietnam. He has over 16 years of experience in property investment and development. He holds a bachelor degree in real estate. He joined the Group in 2007.

# Corporate Governance Report

## Introduction

The Company is committed to achieving a high standard of corporate governance that properly protects and promotes the interests of its shareholders.

The Company has adopted the code provisions set out in the Corporate Governance Code (the “CG Code”) as set out in Appendix 14 of the Rules Governing the Listing of Securities (the “Listing Rules”) on The Stock Exchange of Hong Kong Limited (the “Stock Exchange”).

## Report on corporate governance practices

### (A) The Board

The board of Directors (the “Board”) is responsible for overseeing the business and strategies of the Company and its subsidiaries (collectively as the “Group”) with the objective of enhancing value for its shareholders.

A new Board diversity policy (the “Board Diversity Policy”) and a nomination policy (the “Nomination Policy”) have been approved by the Board with effect from 1 January 2019.

A summary of the Board Diversity Policy is extracted below:

The Company continuously seeks to enhance the effectiveness of its Board and to maintain high standards of corporate governance and recognizes and embraces the benefits of diversity in the boardroom. The Company recognizes and embraces the benefits of having a diverse Board to enhance the quality of its performance.

The Company endeavours to ensure that its Board has the appropriate balance of skills, experience and diversity of perspectives that are required to support the execution of its business strategy for sustainable and balanced development. In designing the Board’s composition, Board diversity has been considered from a number of aspects, including but not limited to gender, age, cultural and educational background, professional experience and skills. All Board appointments will be based on meritocracy, and candidates will be considered against objective criteria, having due regard for the benefits of diversity on the Board.

Board selection of candidates will be based on a range of diversity perspectives, including but not limited to gender, age, cultural and educational background, professional experience and skills. The ultimate decision will be based on merit and contribution that the selected candidates will bring to the Board.

The Nomination Committee will report annually, in the Corporate Governance Report, on the Board’s composition under diversified perspectives, and monitor the implementation of this Board Diversity Policy to ensure that recruitment and selection practices are appropriately structured so that a diverse range of candidates are considered.

# Corporate Governance Report (continued)

## Report on corporate governance practices (continued)

### (A) The Board (continued)

The Nomination Committee will review this Board Diversity Policy, as appropriate, to ensure the effectiveness of this Board Diversity Policy. The Nomination Committee will discuss any revisions that may be required, and recommend any such revisions to the Board for consideration and approval.

A summary of the selection criteria and nomination procedures as set out in the Nomination Policy and adopted by the Nomination Committee is extracted below:

#### **Selection Criteria**

The factors listed below would be used as reference by the Nomination Committee in assessing the suitability of a proposed candidate.

- Reputation for integrity
- Accomplishment and experience in the industry which the Group operates
- Commitment in respect of available time and relevant interest
- Diversity in all its aspects, including but not limited to gender, age (18 years or above), cultural and educational background, professional experience and skills

These factors are for reference only, and not meant to be exhaustive and decisive. The Nomination Committee has the discretion to nominate any person, as it considers appropriate.

#### **Nomination Procedures**

The secretary of the Nomination Committee shall call a meeting of the Nomination Committee after receiving nominations of candidates from the management of the Company for consideration by the Nomination Committee by way of meeting or by way of resolution in writing of all members of the Nomination Committee.

- For filling a casual vacancy and/or as an addition to the Board, the Nomination Committee shall make recommendations for the Board's consideration and approval. For proposing candidates to stand for election at a general meeting, the Nomination Committee shall make nominations to the Board for its consideration and recommendation.
- Until the issue of the shareholder circular, the nominated persons shall not assume that they have been proposed by the Board to stand for election at the general meeting.
- In order to provide information of the candidates nominated by the Board to stand for election at a general meeting, a circular will be sent to shareholders. The names, brief biographies (including qualifications and relevant experience), independence, proposed remuneration and any other information, as required pursuant to the Listing Rules, applicable laws, rules and regulations, of the proposed candidates will be included in the circular to shareholders.

## Report on corporate governance practices (continued)

### (A) The Board (continued)

#### **Nomination Procedures (continued)**

- A shareholder can serve a notice to the Company Secretary within the lodgement period of its intention to propose a resolution to elect a certain person as a director, without the Board's recommendation or the Nomination Committee's nomination, other than those candidates set out in the shareholder circular in accordance with Bye-law no. 89 of the Company. The particulars of the candidates so proposed will be sent to all shareholders for information by a supplementary circular, if necessary.
- A candidate is allowed to withdraw his candidature at any time before the general meeting by serving a notice in writing to the Company Secretary.
- The Board shall have the final decision on all matters relating to its recommendation of candidates to stand for election at any general meeting.

The Nomination Committee will monitor and review the Nomination Policy, as appropriate, to ensure that the Nomination Policy remains relevant to the Company's needs and reflects both current regulatory requirements and good corporate governance practice.



# Corporate Governance Report (continued)

## Report on corporate governance practices (continued)

### (A) The Board (continued)

#### (i) Board composition

The Board comprises 12 Directors as at the date of this report. The Board members are as follows:

| Name   | Position                           |
|--|------------------------------------|
| Mr. Albert Chuang Ka Pun*<br>("Mr. Albert Chuang")               | Chairman & Managing Director       |
| Mr. Richard Hung Ting Ho<br>("Mr. Richard Hung")                 | Vice Chairman                      |
| Mr. Chong Ka Fung*<br>("Mr. Edwin Chong")                        | Deputy Managing Director           |
| Miss Ann Li Mee Sum ("Miss Ann Li")<br>(appointed on 5 May 2020) | Executive Director                 |
| Mrs. Candy Kotewall Chuang Ka Wai*<br>("Ms. Candy Chuang")       | Executive Director                 |
| Mr. Geoffrey Chuang Ka Kam*<br>("Mr. Geoffrey Chuang")           | Executive Director                 |
| Mr. Chan Chun Man  | Executive Director                 |
| Mr. Abraham Shek Lai Him<br>("Mr. Abraham Shek")                 | Independent Non-Executive Director |
| Mr. Fong Shing Kwong<br>("Mr. Fong")                             | Independent Non-Executive Director |
| Mr. Yau Chi Ming<br>("Mr. Yau")                                  | Independent Non-Executive Director |
| Mr. David Chu Yu Lin<br>("Mr. David Chu")                        | Independent Non-Executive Director |
| Mr. Tony Tse Wai Chuen<br>("Mr. Tony Tse")                       | Independent Non-Executive Director |

\* Mr. Albert Chuang, Mr. Edwin Chong, Ms. Candy Chuang and Mr. Geoffrey Chuang are siblings.

The composition of the Board is well balanced with each Director having sound knowledge, experience and/or expertise relevant to the business of the Group. The Board has on a regular basis reviewed the composition of the Board and the skills and experience required for both the Executive and Independent Non-Executive Directors of the Board, in the context of the business and strategies of the Company. Each of the Directors' respective biographical details are set out in the section headed "Biographical Details of Honorary Chairman, Directors and Senior Management" of this annual report.

## Report on corporate governance practices (continued)

### (A) The Board (continued)

#### (ii) Appointment, re-election and removal of Directors

There are formal, considered and transparent procedures for the appointment and removal of Directors. All Directors newly appointed to fill a casual vacancy are subject to election at the first general meeting after their appointment. Every Director is subject to retirement by rotation and re-election in annual general meeting at least once every three years. All Independent Non-Executive Directors are appointed for a term of three years, subject to retirement by rotation and re-election as aforesaid.

#### (iii) Nomination Committee

A Nomination Committee was established by the Company with clear terms of reference. The Nomination Committee currently comprises three Independent Non-Executive Directors, Mr. Abraham Shek, Mr. Fong and Mr. David Chu. The committee met once during the year to review the structure, size and composition of the Board and to assess the independence of each Independent Non-Executive Director.

The Nomination Committee has reviewed and approved the proposal for the appointment of Miss Ann Li as a director of the Company. The appointment was made by reference to the Board Diversity Policy and the Nomination Policy of the Company.

The attendance record of each committee member is as follows:

| Name              | No. of meeting attended/held |
|-------------------|------------------------------|
| Mr. Abraham Shek* | 1/1                          |
| Mr. Fong          | 1/1                          |
| Mr. David Chu     | 1/1                          |

\* *Chairman of the Nomination Committee*

## Corporate Governance Report (continued)

### Report on corporate governance practices (continued)

#### (A) The Board (continued)

##### (iv) Board meeting

The Board held five meetings during the year. Arrangements were in place to ensure that sufficient notice and adequate information were given to each Director prior to the Board meetings. The Chairman, together with the Vice Chairman and the Deputy Managing Director, established the agenda for each Board meeting. Other Directors were invited to include items in the agenda. Minutes of Board meetings were kept in sufficient details to reflect the decisions made in the relevant meetings.

The attendance record of each of the current Directors in Board meetings is as follows:

| Name                                     | Position                           | No. of meetings attended/held |
|--|------------------------------------|-------------------------------|
| Mr. Albert Chuang                        | Chairman & Managing Director       | 5/5                           |
| Mr. Richard Hung                         | Vice Chairman                      | 5/5                           |
| Mr. Edwin Chong                          | Deputy Managing Director           | 5/5                           |
| Miss Ann Li<br>(appointed on 5 May 2020) | Executive Director                 | N/A                           |
| Ms. Candy Chuang                         | Executive Director                 | 5/5                           |
| Mr. Geoffrey Chuang                      | Executive Director                 | 4/5                           |
| Mr. Chan Chun Man                        | Executive Director                 | 5/5                           |
| Mr. Abraham Shek                         | Independent Non-Executive Director | 5/5                           |
| Mr. Fong                                 | Independent Non-Executive Director | 4/5                           |
| Mr. Yau                                  | Independent Non-Executive Director | 4/5                           |
| Mr. David Chu                            | Independent Non-Executive Director | 5/5                           |
| Mr. Tony Tse                             | Independent Non-Executive Director | 5/5                           |

## Report on corporate governance practices (continued)

### (A) The Board (continued)

**(v) Chairman and Chief Executive Officer**

Since 15 October 2019, Mr. Albert Chuang has been appointed as the Chairman and the Managing Director of the Company and taken up both roles as the Chairman and the Chief Executive Officer. The roles of the chairman and the chief executive officer are not separated pursuant to Code A.2.1 of the code provisions set out in the CG Code. However, the Board considers that this structure has the advantage of a strong and consistent leadership which is conducive to making and implementing decisions efficiently and consistently. And since 15 October 2019, Mr. Richard Hung is the Vice Chairman of the Company, and Mr. Edwin Chong is the Deputy Managing Director of the Company.

**(vi) Responsibilities of Directors**

Each Director of the Company is required to keep abreast of his/her responsibilities as a Director of the Company and each Director is provided in a timely manner with appropriate information of the Group to enable him/her to make an informed decision and to discharge his/her duties and responsibilities as a Director of the Company. On appointment, new Directors will be given a comprehensive induction to the Group's business.

**(vii) Directors' dealings in securities**

The Company has adopted the Model Code for Securities Transactions by Directors of Listed Issuers (the "Model Code") contained in Appendix 10 of the Listing Rules. Having made specific enquiries of all Directors of the Company, the Company received confirmations from all Directors that they have complied with the required standard as set out in the Model Code.

**(viii) Independence of Independent Non-Executive Directors**

The Company has received, from each of the Independent Non-Executive Directors, an annual confirmation of his independence pursuant to Rule 3.13 of the Listing Rules. The Company considers all of the Independent Non-Executive Directors are independent.

**(ix) Directors' training**

According to the code provision A.6.5 of the CG Code, all Directors should participate in a programme of continuous professional development to develop and refresh their knowledge and skills to ensure that their contribution to the Board remains informed and relevant. The Company should be responsible for arranging and funding training, placing an appropriate emphasis on the roles, functions and duties of the Directors of the Company.

## Corporate Governance Report (continued)

### Report on corporate governance practices (continued)

#### (A) The Board (continued)

##### (ix) Directors' training (continued)

During the year, the Company had arranged seminar and provided reading materials to the Directors that are relevant to their duties and responsibilities. A summary of the training record of each of the current Directors received by the Company is as follows:

| Name  | Reading regulatory updates relating to the director's duties and responsibilities or information relevant to the Group or its business | Reading newspapers, journals and updates relating to the economy, environment and social issues or the director's duties and responsibilities | Attending in-house seminar(s) or seminar(s) organized by external professional institution(s) or attending conference(s) relevant to the director's duties and responsibilities or reading materials of such seminar(s) or conference(s) |
|---|--|---|--|
| Mr. Albert Chuang                           | √  | √   | √  |
| Mr. Richard Hung                            | √  | √   | √  |
| Mr. Edwin Chong                             | √  | √   | √  |
| Miss Ann Li<br>(appointed on<br>5 May 2020) | N/A  | N/A   | N/A  |
| Ms. Candy Chuang                            | √  | √   | √  |
| Mr. Geoffrey Chuang                         | √  | √   | √  |
| Mr. Chan Chun Man                           | √  | √   | √  |
| Mr. Abraham Shek                            | √  | √   | √  |
| Mr. Fong                                    | √  | √   | √  |
| Mr. Yau                                     | √  | √   | √  |
| Mr. David Chu                               | √  | √   | √  |
| Mr. Tony Tse                                | √  | √   | √  |

## Report on corporate governance practices (continued)

### (B) Remuneration of Directors and senior management

**(i) Remuneration policy of Executive Directors and senior management**

The Group's remuneration policy seeks to provide a fair market remuneration so as to attract, retain and motivate high quality staff. The Group will set levels of remuneration to ensure comparability and competitiveness with companies competing within a similar talent pool.

**(ii) Fees paid to Independent Non-Executive Directors**

Each Independent Non-Executive Director of the Company entitles to an annual fee of HK\$150,000 from the Company. In determining such fee, the Board has taken into account the current market conditions. Such fee is also subject to the shareholders' approval in annual general meetings.

**(iii) Remuneration Committee**

A Remuneration Committee was established by the Company with clear terms of reference and is responsible for making recommendations to the Board on the Company's policy and structure for all Directors' and senior management's remuneration and on the Company's establishment of a formal and transparent procedure for developing remuneration policy.

The Remuneration Committee comprises three Independent Non-Executive Directors, Mr. Abraham Shek, Mr. Fong and Mr. David Chu. The committee met once during the year to review the remuneration policy of the Group and the management's remuneration proposals with reference to the Board's corporate goals and objectives. The committee performs an advisory role to the Board with the Board retaining the final authority to approve the remuneration packages of Directors and senior management and the model (c)(ii) as stipulated in code provision B.1.2 of the CG Code was adopted.

The attendance record of each committee member is as follows:

| Name              | No. of meeting attended/held |
|-------------------|------------------------------|
| Mr. Abraham Shek* | 1/1                          |
| Mr. Fong          | 1/1                          |
| Mr. David Chu     | 1/1                          |

\* *Chairman of the Remuneration Committee*

# Corporate Governance Report (continued)

## Report on corporate governance practices (continued)

### (C) Accountability and audit

#### (i) Financial reporting

The Board acknowledges that it is its responsibility to prepare the consolidated financial statements and to present a balanced, clear and comprehensive assessment of the performance, position and prospects of the Group in the interim and annual reports of the Group.

The reporting responsibility of the Company's auditor on the consolidated financial statements of the Group is set out in the "Independent Auditor's Report" on pages 126 to 133 of this annual report.

#### (ii) Risk management and internal control

##### (a) Responsibilities of the Board and management

The Board acknowledges that it is responsible for maintaining an appropriate and effective risk management and internal control systems in the Group and reviewing the systems effectiveness to safeguard the Group's assets and shareholders' interests. These risk management and internal control systems can only reasonably, but do not absolutely ensure the non-occurrence of material misstatement, significant loss, error or fraud and they are designed to manage, rather than eliminate the risk of failure in the Group's operational systems to achieve its business objectives.

Management of the Company is responsible for designing, implementing and monitoring the risk management and internal control systems; and providing confirmation to the Audit Committee on the systems effectiveness through the completion of controls self-assessment on key business processes in the Group.

##### (b) Risk Management

To provide sound and effective risk management, the Board has established an enterprise risk management framework which includes the following key features:

##### o Risk Governance Structure

The Group's risk governance structure comprises of day-to-day operational management and control, risk and compliance oversight, and independent assurance. The Group has developed a risk management policy which outlines the principles and procedures for the Group to manage its risks and also clearly defines roles and responsibilities of each of the multiple layers of the structure, including the Board, the Audit Committee, department heads, staff at operational levels and the internal audit, in order to achieve the Group's strategic and operational goals and objectives.

## Report on corporate governance practices (continued)

### (C) Accountability and audit (continued)

#### (ii) Risk management and internal control (continued)

##### (b) Risk Management (continued)

###### o Risk Management Process

A robust risk management process is developed to identify, evaluate and manage significant risks. The risk management process includes the following elements:

- Risk identification – Identify the risks faced by the Group.
- Risk assessment and prioritization – Analyze the identified risks based on two dimensions: potential impact and likelihood of occurrence; prioritize key risks and confirm top risks.
- Risk treatment – Select an appropriate risk treatment and develop the relevant risk management strategies for identified key risks.
- Control activities – Controls must be designed, evaluated and implemented on the identified risks.
- Risk monitoring – Perform ongoing and periodic monitoring of risks to ensure the risk management strategies are operating effectively.
- Risk reporting – Consolidate the results from the risk assessment; establish detailed action plan; and report to management and the Audit Committee in a timely manner.

The Group maintains a risk register, which includes information of key enterprise-level risks, their potential consequences, likelihood, impact and overall risk rating. Risk owners will execute risk mitigation actions and respond to their assigned risks in the risk register based on the Board's risk tolerance. On an annual basis, the risks in the risk register are re-evaluated, with consideration of potential new or emerging risks. Also, depending on changes in circumstances and the external environment, risk tolerances and risk responses are adjusted accordingly.



# Corporate Governance Report (continued)

## Report on corporate governance practices (continued)

### (C) Accountability and audit (continued)

#### (ii) Risk management and internal control (continued)

##### (c) Internal Control

The Group has implemented an internal control system in accordance with an integrated internal control framework established by the COSO (Committee of Sponsoring Organizations of the Treadway Commission), which comprises five main features and principal components of internal control: the control environment, risk assessment, control activities, information and communication, and monitoring activities.

The Group has an Internal Audit Department which used a risk-based approach to derive an internal audit plan and it is approved by the Audit Committee on an annual basis to assess the adequacy, effectiveness, efficiency and reliability of internal control procedures over financial, operational and compliance activities of the Group. The results of the independent reviews together with the recommended remedial actions, in the form of internal audit reports, are submitted to the Audit Committee and management on a regular basis. Follow-up reviews are performed to ensure that all identified issues have been resolved satisfactorily.

The Head of the Internal Audit Department reports directly to the Audit Committee. During the year, the Internal Audit Department conducted reviews and reported the status of implementation of follow-up actions on control deficiencies. Relevant recommendations reported by the Internal Audit Department will be implemented by management to enhance the Group's internal control policies, procedures and practices, and to resolve material internal control deficiencies in a timely manner.

The Group has also developed an Inside Information Disclosure Policy and internal controls for the handling and dissemination of inside information to ensure consistent and timely disclosure, and fulfilment of the Group's disclosure obligations. The Group has also established and implemented procedures to guide its staff on how to report, escalate and handle inside information, and strictly prohibit them from any unauthorized use of inside information.

## Report on corporate governance practices (continued)

### (C) Accountability and audit (continued)

#### (ii) Risk management and internal control (continued)

##### (d) Review of Systems Effectiveness

Through the Audit Committee, the Board had conducted an annual review of the effectiveness and adequacy of the risk management and internal control systems by reviewing the work performed by the Internal Audit Department and the controls self-assessment on key business processes performed by management for the year ended 31 March 2020. The review covered all material controls, including financial, operational and compliance controls, and risk management functions. The scope and quality of ongoing monitoring of risks and the internal control systems have been assessed. The changes in the nature and extent of significant risks faced by the Group and response plans have been evaluated. The Board considered that the risk management and internal control systems are functioning effectively and adequately.

During the review, the Board also assessed and was satisfied with the adequacy of the resources, staff qualification and experience, training programmes and budget of the Group's accounting, financial reporting and internal audit functions. Qualified personnel throughout the Group maintains and monitors these internal control procedures on an ongoing basis.

The Board is satisfied that the Group has fully complied with the code provisions C.2 on risk management and internal control set out in the CG code as set forth in the Appendix 14 of the Listing Rules for the year ended 31 March 2020.

#### (iii) Audit Committee

An Audit Committee was established by the Company with clear terms of reference to review and supervise the financial reporting process, and the risk management and internal control of the Group. The Audit Committee comprises three Independent Non-Executive Directors, Mr. Abraham Shek, Mr. Fong and Mr. Yau. The committee held four meetings during the year to discuss the relationship with the external auditor, to review the consolidated interim financial information for the six months ended 30 September 2019 and the consolidated annual financial statements for the year ended 31 March 2020 of the Group, and to evaluate the risk management and internal control systems of the Group.

The attendance record of each committee member is as follows:

| Name              | No. of meetings attended/held |
|-------------------|-------------------------------|
| Mr. Abraham Shek* | 4/4                           |
| Mr. Fong          | 4/4                           |
| Mr. Yau           | 4/4                           |

\* *Chairman of the Audit Committee*

# Corporate Governance Report (continued)

## Report on corporate governance practices (continued)

### (C) Accountability and audit (continued)

#### (iv) Auditor's remuneration

During the year, the remuneration paid or payable to the principal auditor, PricewaterhouseCoopers, is set out as follows:

| Services rendered                | HK\$'000 |
|----------------------------------|----------|
| Audit and audit related services | 4,170    |
| Non-audit services               | 1,080    |
|                                  | <hr/>    |
|                                  | 5,250    |

### (D) Delegation by the Board

#### (i) Board Committees

The Company has established four committees, namely Audit Committee, Nomination Committee, Remuneration Committee and Corporate Governance Committee (the "CG Committee"). These committees were formed with specific clear written terms of reference which deal clearly with the committees' authorities and duties.

#### (ii) Management function

The Board has determined which matters are to be retained by the full Board sanction and which matters are to be delegated to the executive management. The executive management has been given clear terms of reference, in particular, circumstances where the executive management should report to and obtain prior approval from the Board. All delegations to executive management are reviewed periodically to ensure that they remain appropriate.

## Report on corporate governance practices (continued)

### (E) Corporate Governance

The Board delegated the corporate governance functions to the CG Committee which was established with clear terms of reference and is responsible for developing and reviewing the Company's policies and practices on corporate governance. The CG Committee is also delegated the responsibility to review any potential inside information of the Group and to make recommendations to the Board for any disclosure requirement or actions required.

The CG Committee comprised four Executive Directors, Mr. Albert Chuang, Mr. Edwin Chong, Ms. Candy Chuang and Mr. Chan Chun Man. The committee met twice during the year to review the corporate governance matters of the Company to ensure that the Company has complied with the principles and applicable code provisions of the CG Code.

The attendance record of each committee member is as follows:

| Name               | No. of meetings attended/held |
|--------------------|-------------------------------|
| Mr. Albert Chuang* | 2/2                           |
| Mr. Edwin Chong    | 2/2                           |
| Ms. Candy Chuang   | 2/2                           |
| Mr. Chan Chun Man  | 2/2                           |

\* *Chairman of the CG Committee*

# Corporate Governance Report (continued)

## Report on corporate governance practices (continued)

### (F) Communication with shareholders

The Company has established a shareholders communication policy with the objectives of enabling its shareholders to exercise their rights in an informed manner and to allow the shareholders and the investment communities to engage actively with the Company. The Board has the responsibility to review the policy regularly to ensure its effectiveness. A summary of the policy is set out below:

#### (i) Annual general meeting

The Board regards annual general meeting as the principal opportunity to meet the shareholders of the Company. With the exception of two Directors who had not attended the 2019 annual general meeting of the Company (the "2019 AGM") due to other commitments, all other Directors attended the 2019 AGM to answer questions raised by the shareholders.

The attendance record of each of the current Directors in the 2019 AGM is as follows:

| Name                                     | Position                           | Attendance |
|--|------------------------------------|------------|
| Mr. Albert Chuang                        | Chairman & Managing Director       | Yes        |
| Mr. Richard Hung                         | Vice Chairman                      | Yes        |
| Mr. Edwin Chong                          | Deputy Managing Director           | Yes        |
| Miss Ann Li<br>(appointed on 5 May 2020) | Executive Director                 | N/A        |
| Ms. Candy Chuang                         | Executive Director                 | Yes        |
| Mr. Geoffrey Chuang                      | Executive Director                 | Yes        |
| Mr. Chan Chun Man                        | Executive Director                 | Yes        |
| Mr. Abraham Shek                         | Independent Non-Executive Director | No         |
| Mr. Fong                                 | Independent Non-Executive Director | No         |
| Mr. Yau                                  | Independent Non-Executive Director | Yes        |
| Mr. David Chu                            | Independent Non-Executive Director | Yes        |
| Mr. Tony Tse                             | Independent Non-Executive Director | Yes        |

#### (ii) Significant issues

The Company has ensured that any significant issue to be dealt with in general meetings had been proposed as a separate resolution.

#### (iii) Voting by poll

Pursuant to Rule 13.39(4) of the Listing Rules, votes of shareholders in all general meetings of the Company have been taken by poll and results of the poll have been announced in accordance with the procedures prescribed under Rule 13.39(5) of the Listing Rules.

## Report on corporate governance practices (continued)

### (F) Communication with shareholders (continued)

**(iv) Corporate documents available in the websites of the Company and the Stock Exchange**

The Company has placed on the websites of the Company and the Stock Exchange the announcements, circulars, annual/interim reports, notices of general meetings and other information of the Company as required by the Listing Rules.

**(v) Shareholders' enquiries**

Shareholders of the Company may direct their questions about their shareholdings to the Company's share registrar and all other questions to the Board.

### (G) Shareholders' rights

**(i) Convening a special general meeting**

Pursuant to Bye-law no. 58 of the Company, shareholders holding at the date of deposit of the requisition not less than one-tenth of the paid up capital of the Company carrying the right of voting at general meetings of the Company shall at all times have the right, by written requisition to the Board or the secretary of the Company, to require a special general meeting ("SGM") to be called by the Board for the transaction of any business specified in such requisition; and such meeting shall be held within two months after the deposit of such requisition. If within twenty-one (21) days of such deposit the Board fails to proceed to convene such meeting, the requisitionists, or any of them representing more than one half of the total voting rights of all of them, may themselves convene a meeting, but any meeting so convened shall not be held after the expiration of three months from the said date. The written requisition must state the purposes of the general meeting and is signed by the shareholder(s) concerned and may consist of several documents in like form, each signed by one or more of those shareholders.

If the requisition is in order, the secretary of the Company will ask the Board to convene a SGM by serving sufficient notice in accordance with the statutory requirements to all the shareholders. On the contrary, if the requisition is invalid, the shareholders concerned will be advised of this outcome and accordingly, a SGM will not be convened as requested.

# Corporate Governance Report (continued)

## Report on corporate governance practices (continued)

### (G) Shareholders' rights (continued)

#### (ii) Enquiries to the Board

Shareholders of the Company will have the opportunity to ask questions to the Board in general meetings. Shareholders of the Company may also make enquiries to the Board at their discretion. Such enquiries shall be made in writing directed to "The Board of Directors, Chuang's Consortium International Limited" by one of the following means:

- By mail to : 25th Floor, Alexandra House, 18 Chater Road, Central, Hong Kong
- By email to : consortium-board@chuangs.com.hk
- By facsimile to : (852) 2810 6213

The Board will respond promptly to proper enquiries raised by the shareholders.

#### (iii) Putting forward proposals at shareholders' meetings

(a) Shareholders may put forward proposals relating to the election of Directors in general meetings as follows:

- Pursuant to Bye-law no. 89 of the Company, a shareholder or shareholders (not being the person to be proposed) who holds or collectively hold not less than 5% in nominal value of the issued shares of any class of the Company may propose a person for election as a Director at any general meeting of the Company by giving the secretary of the Company a notice in writing:
  - of his/their intention to propose such person for election; and
  - signed by the person to be proposed of his willingness to be elected.
- Any notice given for such proposal must include such person's information as may from time to time be required to be disclosed under Rule 13.51(2) of the Listing Rules in the event that such person is elected as a Director or any other applicable laws, rules and regulations which the Company may be subject to. Currently, the following information are required:
  - Full name and age;
  - Positions held with the Company and other members of the Group (if any);
  - Experience including (i) other directorships held in the last three years in public companies, the securities of which are listed on any securities market in Hong Kong or overseas, and (ii) other major appointments and professional qualifications;

## Report on corporate governance practices (continued)

### (G) Shareholders' rights (continued)

#### (iii) Putting forward proposals at shareholders' meetings (continued)

##### (a) (continued)

##### o (continued)

- Length or proposed length of service with the Company;
  - Relationships with any Directors, senior management or substantial or controlling shareholders of the Company;
  - His interests in shares of the Company within the meaning of Part XV of the Securities and Futures Ordinance (Cap. 571 of the Laws of Hong Kong);
  - Amount of the Director's or supervisor's emoluments and the basis of determining the Director's or supervisor's emoluments and how much of these emoluments are covered by a service contract; and
  - A declaration by the nominated person stating that he is not and has not been subject to any of the events provided for under Rule 13.51(2)(h) to (w) of the Listing Rules, or if any one or more of these provisions are applicable to him, full details thereof.
- o Any notice given for this purpose shall be directed to "The secretary, Chuang's Consortium International Limited" by one of the following means:
- By mail to : 25th Floor, Alexandra House, 18 Chater Road, Central, Hong Kong
  - By email to : chuangs@chuangs.com.hk
  - By facsimile to : (852) 2810 6213
- o Any such shareholder(s) shall be one(s) that is/are entitled to attend and vote at the meeting for which such notice is given.



# Corporate Governance Report (continued)

## Report on corporate governance practices (continued)

### (G) Shareholders' rights (continued)

#### (iii) Putting forward proposals at shareholders' meetings (continued)

##### (a) (continued)

- The minimum length of the period, during which such notice(s) are given, shall be at least seven (7) days and that the period for lodgement of such notice(s) shall commence no earlier than the day after the despatch of the notice of the general meeting appointed for such election and end no later than seven (7) days prior to the date of such general meeting. If the notice is received less than fifteen (15) business days prior to that general meeting, the Company will need to consider adjournment of the general meeting in order to (i) assess the suitability of the proposed candidate; and (ii) publish an announcement or circulate a supplementary circular in relation to the proposal to the shareholders at least fourteen (14) clear days and not less than ten (10) business days prior to the general meeting.

- (b) Except for proposals relating to the election of Directors which should follow the procedures mentioned in (a) above, shareholders may put forward proposals at general meetings by following the requirements and procedures as set out in sections 79 and 80 of the Companies Act 1981 of Bermuda (the "Act"). Specifically, such shareholders should:

- Collectively hold not less than one-twentieth of the total voting rights of all shareholders of the Company having at the date of the requisition the right to vote at the meeting to which the requisition relates, or constitute not less than 100 shareholders.
- Submit a written request stating the resolution intended to be moved at the annual general meeting ("AGM"), or a statement of not more than 1,000 words with respect to the matter referred to in any proposed resolution or business to be dealt with at that general meeting.
- The written request/statement must be signed by such shareholders, or two more copies which between them contain the signatures of all such shareholders, and deposited at the registered office of the Company at Clarendon House, 2 Church Street, Hamilton HM 11, Bermuda and its principal office in Hong Kong at 25th Floor, Alexandra House, 18 Chater Road, Central, Hong Kong, for the attention of the secretary of the Company:
  - In the case of a requisition requiring notice of a resolution, not less than six weeks before the meeting; and

## Report on corporate governance practices (continued)

### (G) Shareholders' rights (continued)

#### (iii) Putting forward proposals at shareholders' meetings (continued)

##### (b) (continued)

##### o (continued)

- In the case of any other requisition, not less than one week before the meeting, provided that if, after a copy of the requisition requiring notice of a resolution has been deposited at the registered office of the Company, an AGM is called for a date six weeks or less after the copy has been deposited, the copy though not deposited within the time required by section 80 of the Act shall be deemed to have been properly deposited for the purposes thereof.
- o If the written request is in order, the secretary will ask the Board (i) to include the resolution in the agenda for the AGM; or (ii) to circulate the statement for the general meeting, provided that the shareholder(s) concerned have deposited a sum of money reasonably determined by the Board sufficient to meet the Company's expenses in serving the notice of the resolution and/or circulating the statement submitted by the shareholder(s) concerned in accordance with the statutory requirements to all the registered shareholders. On the contrary, if the requisition is invalid or the shareholder(s) concerned have failed to deposit sufficient money to meet the Company's expenses for the said purposes, the shareholder(s) concerned will be advised of this outcome and accordingly, the proposed resolution will not be included in the agenda for the AGM; or the statement will not be circulated for the general meeting.
- o Any questions relating to putting forward proposals at shareholders' meetings should be directed in writing to "The Board of Directors, Chuang's Consortium International Limited" by one of the following means:
  - By mail to : 25th Floor, Alexandra House, 18 Chater Road, Central, Hong Kong
  - By email to : consortium-board@chuangs.com.hk
  - By facsimile to : (852) 2810 6213

# Corporate Governance Report (continued)

## Report on corporate governance practices (continued)

### (H) Amendments to constitutional documents of the Company

No amendments had been made to the constitutional documents of the Company during the year ended 31 March 2020.

## Conclusion

Except as mentioned above, the Company has complied with the code provisions of the CG Code for the year ended 31 March 2020.

On behalf of the Board of

**Chuang's Consortium International Limited**

**Chong Ka Fung**

*Deputy Managing Director*

Hong Kong, 29 June 2020

# Environmental, Social and Governance Report

# Environmental, Social and Governance Report

## About This Report

This Environmental, Social and Governance (“ESG”) report covers the Company and its subsidiaries (collectively as the “Group”) which are principally engaged in property development, investment and trading, hotel operation and management, development and operation of cemetery, manufacturing, sales and trading of goods and merchandises, securities investment and trading and money lending business.

The Group is committed to the long-term sustainability of its businesses, which is one of the key focuses of the Group’s development and growth strategy, and is committed to developing initiatives that will merit value and positive impact for the betterment of its stakeholders and of the communities within which it operates and serves. From our on-going communications with them, we are aware that they consider our property development and investment businesses as well as our hotel operation and management businesses as more relevant for ESG reporting. Therefore, this report places emphasis on the ESG achievements and challenges as well as initiatives undertaken for the financial year ended 31 March 2020 in respect of the property development and investment businesses as well as the hotel operation and management businesses of the Group.

This ESG report is prepared in accordance with the ESG Reporting Guide under Appendix 27 of the Main Board Listing Rules issued by The Stock Exchange of Hong Kong Limited (the “Stock Exchange”).

The preparation of this ESG report adopts the following four reporting principles stated in the ESG Reporting Guide:

|                     |   |
|---------------------|---|
| <b>Materiality</b>  | Senior management conducted materiality review of ESG topics to identify ESG issues material to our business operations and stakeholders.                       |
| <b>Quantitative</b> | Quantitative metrics are collected and regularly monitored to review the progress and evaluate the effectiveness of our ESG initiatives.                        |
| <b>Balance</b>      | ESG accomplishments are highlighted while areas for improvement are also drawn attention to, providing an unbiased picture of our ESG performance.              |
| <b>Consistency</b>  | Consistent methodologies are adopted to provide meaningful comparison of our ESG performance overtime. Any changes in data compilation and scope are disclosed. |

## Approach to Sustainability

Beyond delivering quality products and service excellence, we strive to create long-term value for our key stakeholders by keeping close communication with them and operating in a sustainable and responsible manner. While sustainability is believed to be one of the keys for the Group's development and growth strategy, we are committed to developing initiatives that will merit value and positive impact through our operations to our stakeholders. Through the implementation of ESG management systems and initiatives, we incorporate sustainability considerations in the way we grow and develop.

The Group recognizes the importance of establishing a robust governance structure to facilitate an effective management across our business operations, further ensuring compliance with applicable laws and regulations. To this end, the Group adopts a top-down approach to involve all levels of personnel in the Group in driving our sustainability visions into action. The board of Directors (the "Board") is responsible for overseeing the business and strategies of the Group, in which ESG-related risks are also assessed, to ensure important issues are dealt with according to their priorities. Day-to-day operations are managed by corresponding operation sites and departments according to the policies and management approaches set out by the Group. Senior management reviews and monitors the on-going ESG performance of the Group and reports to the Board to ensure effective ESG risk management and internal control system are in place.

# Environmental, Social and Governance Report (continued)

## Approach to Sustainability (continued)

### Stakeholders Engagement

As we strive to create long-term value for our stakeholders, on-going communication with stakeholders is essential to understand their expectations and feedback, while identifying opportunities for continuous improvement. To maintain effective communication with our stakeholders and incorporate their feedback into our decision-making process, we conduct regular engagement exercises with different stakeholder groups through appropriate communication channels.

| Stakeholder Groups         | Engagement Approaches  |
|----------------------------|--|
| Employees                  | <ul style="list-style-type: none"><li>• Email</li><li>• Internal memo</li><li>• Meeting</li><li>• Survey</li></ul>         |
| Shareholders and investors | <ul style="list-style-type: none"><li>• Regular announcements</li><li>• Annual general meeting</li></ul>                   |
| Customers                  | <ul style="list-style-type: none"><li>• Service hotlines</li><li>• Email</li><li>• Meeting</li></ul>                       |
| Suppliers/Contractors      | <ul style="list-style-type: none"><li>• Email</li><li>• Communication at site</li><li>• Meeting</li><li>• Survey</li></ul> |
| Industry associations      | <ul style="list-style-type: none"><li>• Email</li><li>• Meeting</li></ul>  |
| Media                      | <ul style="list-style-type: none"><li>• Press release</li><li>• Annual general meeting</li><li>• Email</li></ul>           |

## Approach to Sustainability (continued)

### Material Topics on Environmental, Social and Governance

To effectively manage ESG issues and determine appropriate management approach, we identified and analyzed ESG topics that matter most to our stakeholders and our business operations through our on-going stakeholders engagement process. The list of material ESG topics is reviewed and approved by senior management in the reporting year to ensure the relevancy and materiality to the Group. The list of material topics is summarized below and addressed in detail in this report, which is organized into two sections, namely environmental and social. Nevertheless, the Group has been taking steps to enhance the process of collecting resource consumption data so that a more comprehensive picture of the Group's ESG performance can be provided.

| Material ESG Topics              | Relevance to the Group   |
|----------------------------------|--|
| <b>Environmental</b>             |  |
| Air and greenhouse gas emissions | Buildings account for a significant amount of cities' electricity consumption. As a responsible business, we recognize our role in ensuring our properties and hotels are energy efficient.  |
| <b>Social</b>                    |  |
| Employment and labour practices  | Adopting fair and lawful labour practices are key to attracting and retaining top talents and safeguarding the rights and interests of our employees.  |
| Health and safety                | Occupational health and safety of workers are of significant importance to the Group's operations, in particular to property development projects and hotel management.  |
| Development and training         | Training and developments enhance the skills and knowledge of employees which contribute significantly to the growth and success of the Group's business.  |
| Supply chain management          | The Group's diverse business operations require collaboration with contractors and a diverse range of suppliers. Stringent supply chain management is important to maintain product and service quality across the entire supply chain.  |
| Product responsibility           | Delivering quality products and services are essential to fulfil our priorities in customer health and safety, customer satisfaction and efficient operation.  |
| Anti-corruption                  | Property investment and development businesses as well as hotel operation and management businesses could be subject to high risk of corruption as per some stakeholders perceived. We consider compliance to corruption-related laws to manage such risks an important part of our operation. |



# Environmental, Social and Governance Report (continued)

## Environmental

The Group is mindful of minimizing disturbance to the environment and use of natural resources. We have established environmental protection policies that include both emissions reduction and energy saving policies in order to achieve such an objective. The Group also has a procedure in place to ensure we have an up-to-date understanding of the environmental protection regulations set out by respective environmental protection bureaus of countries in which we operate.

The Group strictly adheres to all relevant environmental laws and regulations in Hong Kong and the People's Republic of China (the "PRC"), including Waste Disposal Ordinance (Cap. 354), Air Pollution Control Ordinance (Cap. 311), Water Pollution Control Ordinance (Cap. 358), Noise Control Ordinance (Cap. 400) of the laws of Hong Kong and the Environmental Protection Law of the PRC which cover regulations on controlling pollution to air, water and land during property development and construction stages. During the reporting year, the Group was not aware of any non-compliance with the environmental laws and regulations.

## Emissions

### **Air and Greenhouse Gas ("GHG") Emissions**

The Group is committed to promoting a green environment and being environmentally responsible. The Group has strict policies and procedures in place to achieve this. This includes:

- Developing and promoting the culture of an environmentally responsible company;
- Ensuring that environmental protection objectives and targets are achieved by providing adequate and appropriate resources; and
- Educating, training and encouraging employees to participate in environmental protection initiatives to cultivate a spirit of corporate social responsibility.

## Environmental (continued)

### Emissions (continued)

#### Air and GHG Emissions (continued)

During project planning, design and construction stages of the Group's property development projects, the Group makes reference to industry best practice in constructing green buildings wherever possible. The Group applies different sustainability considerations, such as, taken into account energy consumption and GHG emission impact, into different projects according to their locations and customers' requirements. For example, the following measures have been included in its projects:

- Seasonal wind direction is considered and applied in residential architecture design to improve natural ventilation;
- Tinted and/or insulating glass curtain walls are double glazed and made with low emissive glass to increase visibility and natural lighting which could save energy and/or reduce solar heat radiation;
- The oxide film of the surface area is used to minimize reflectivity of the glass;
- Natural, energy efficient and automatic control light systems are installed in its buildings to reduce energy needed for lighting and to reduce overall running cost; and
- The low temperature radiant floor heating systems are adopted in its projects which provide uniform cooling and heating, and are a cost effective way for its buildings to achieve a higher level of energy performance.

Moreover, during planning and design stages, the Group would ensure that its buildings can be seamlessly integrated into the neighbourhood and environment. The Group embeds its commitment to being environmentally responsible into its day-to-day business activities. For example, as part of the procurement process, the Group prioritizes the selection of greener or environmentally-friendly materials and products in order to minimize its carbon footprint. Some of the factors considered include:

- Use of materials and products with high reusability and proportion of recycled content;
- Business conduct which fosters the sustainable use of the earth's resources by minimizing waste and mitigating any adverse environmental impacts; and
- Use of "greener" alternatives and adoption of, or investment in, energy efficient practices and technologies.

Last but not least, the Group encourages employees to participate in environmental protection initiatives. For example, the Group tries to reduce energy use and GHG emissions by adopting energy efficient technologies and by switching off lights, computers and copying machines whenever they are not required after work.

# Environmental, Social and Governance Report (continued)

## Environmental (continued)

### Emissions (continued)

#### **Waste Management**

For hazardous waste, we understand the importance of minimizing waste and mitigating any adverse environmental impacts; and recognize the benefits of doing so. Hence, we consider environmental responsibility throughout the procurement process. While paper and other office materials are our major non-hazardous waste sources, we implemented waste-reduction measures ranging from using double-sided printing, issuing memos in electronic form across offices; collecting and recycling used ink cartridges.

### Use of Resources

The Group strives to drive sustainable business growth through effective and efficient utilization of the resources, including energy, water and other raw materials. This objective is made aware of across our management and staffs, and a number of “green office practices” have been implemented.

Eco-friendly measures are being introduced to a substantial portfolio of properties that the Group managed. Such measures include but is not limited to the reduction in the use of paper. Examples on how we reduce the use of paper include closely monitoring total amount of paper printed by every employee, enforcing the use of recycled paper and use of electronic memo across offices. Furthermore, for the Group’s hotel operation and management businesses, LED lighting in corridors of guest floors are motion sensitive. Moreover, guests are invited to join the ECO package and are rewarded with a gift if they are willing to reduce the frequency of towel change. Apart from basic amenities, certain items such as, combs, would be available only on request.

## Social

### Employment and Labour Practices

The Group is an equal opportunity employer, offering equal employment and advancement opportunities to all candidates and employees as well as implementing fair and consistent human resource policies and programmes in relation to recruitment, compensation and dismissal, promotion, working hours, resting periods, equal opportunity, diversity and anti-discrimination. We adhere to all applicable labour laws and regulations including the Employment Ordinance (Cap. 57) and anti-discrimination legislation of the laws of Hong Kong, the Labour Law and the Labour Contract Law of the PRC.

As of 31 March 2020, the Group had 334 employees in total under the reporting boundary, including 222 employees in Hong Kong, 79 in the PRC, and 33 in other regions. The Group believes that its human resource is the most valuable asset because it recognizes that it is the people that delivers business growth and success. The Group is committed to retaining and empowering talent through various measures. The Group believes that continued workforce satisfaction is critical in order to achieve sustained outstanding business outcomes. As a measure of this, the Group is passionately committed to providing a safe and healthy working environment for all employees and site staff.

As part of its core strategy to create an open and harmonious workplace, the Group seeks to provide its employees with the most competitive compensation and benefits. These include:

- Entitlement to paid marriage leave and paid leaves beyond those required by the law including compassionate leave;
- Financial allowance for external training, as well as entitlement to training leave for eligible employees to pursue their learning and development;
- Depending on individual circumstances, employees are allowed to leave their workplace early to attend to personal matters;
- Early retirement schemes for eligible employees; and
- Other privileges, including birthday leave and discounts on accommodation at hotels of the Group.

# Environmental, Social and Governance Report (continued)

## Social (continued)

### Employment and Labour Practices (continued)

To maintain a strong and diverse workforce, the Group continues to nurture its employees through its retention policy:

- **Excellent culture:** The Group advocates an open and trusting working relationship amongst its employees.
- **Competitive package:** The Group offers full-time employees compensation such as a discretionary bonus, double pay, contributory provident fund, share options and medical insurance to employees and their family members.
- **Emotional care:** The Group understands the importance of family values and culture and encourages celebration of international and national holidays and events such as Chinese New Year, Dragon Boat Festival, Mid-Autumn Festival and Christmas, and complement these festivities with gift packages to the staff, lunch gatherings and early leave.
- **Employee referral programme:** The Group uses various recruitment channels to attract and retain talents. It launched an employee referral programme to encourage its employees to refer talents to the Group to maintain its culture and would provide employee referral rewards for the successful cases.

Furthermore, the Group emphasizes in building employee engagement, striving to enrich both their work and personal lives. Various kinds of activities ranging from movie nights, yoga classes to bread-spread-making classes were regularly organized for employees for enjoyment and relaxation and promoting teambuilding and bonding. The Group dismisses employees and compensates them in accordance with the relevant laws and regulations including the Employees' Compensation Ordinance (Cap. 282) and Minimum Wage Ordinance (Cap. 608) of the laws of Hong Kong, and the Labour Law and the Labour Contract Law of the PRC.

## Social (continued)

### Health and Safety

The Group is committed to providing a safe and secure workplace for employees, contractors and site staff across its entire operations. With its core businesses in property development and hotel management, safety at construction sites and hotels is of utmost importance. We adhere to all applicable laws and regulations including the Occupational Safety and Health Ordinance (Cap. 509) of the laws of Hong Kong, the Labour Law of the PRC, Production Safety Law of the PRC and Law of the PRC on the Prevention and Control of Occupational Diseases.

To achieve this, the Group has adopted a number of health and safety initiatives and requirements, including:

- Fulfilment of all relevant and applicable legal obligations;
- Systematic framework for identifying and reviewing safety responsibilities;
- Management of the health and safety risks arising from work activities;
- Communication of relevant policies and procedures to employees and other stakeholders as appropriate;
- Adequate and sufficient personal protective equipment and tools required for the job;
- Adequate training and motivation of team members to observe health and safety preventive measures at workplace;
- Communication of applicable health and safety requirements to employees and contractors;
- Regular fire drills and emergency evacuation simulations in place to prepare employees for handling real emergencies;
- Health related books as gifts to employees to encourage office exercise;
- Corporate flu vaccination programme offered on a free of charge basis to employees to promote a safe and healthy workplace;
- Provision of Occupational Health and Safety (“OHS”) orientation for new joiners before taking on their job duty in hotel operation and management; and
- Continuous improvement of corporate policies, procedures, programmes and work performance.

# Environmental, Social and Governance Report (continued)

## Social (continued)

### Health and Safety (continued)

During the outbreak of Covid-19, the Group has implemented additional measures to safeguard the health and safety of our employees, including:

- Implementation of work from home arrangements and flexible working hours;
- Purchase of multiple air purifiers to improve the workplace air quality;
- Additional recruitment of cleaning staff; and
- Provision of free and accessible epidemic prevention supplies including free surgical masks and alcohol-based hand sanitizers.

### Development and Training

The Group believes that the development of employees and enhancement of their skills and knowledge will contribute significantly to the growth and success of the business. As such, the Group is committed to developing and implementing a number of comprehensive training programmes for its people. These programmes seek to advance the employees' professional development based on identified areas of growth, while ensuring that the credibility of the Group's workforce meets current business needs. The Group's commitment to this is demonstrated through the following programmes:

- On boarding programme – this programme seeks to enable employees, especially new hires to learn and understand about the mission, vision, values and service culture of the Group;
- Compliance programme – this programme is designed for all staff, such as anti-corruption training in order to avoid bribery, extortion and fraud activities;
- Operations and job skills programme – the aim of this programme is to develop employees to obtain the essential skills and competencies required for their jobs. In addition to participation in on-the-job training programmes, employees are also encouraged to attend external seminars and workshops to keep themselves on the cutting edge of the industry development; and

## Social (continued)

### Development and Training (continued)

- Manager and leadership programme – this includes the accelerated development programme and leader programme, which assists employees in creating personal management plans to progress their careers and achieve higher levels of responsibility. For the directors of the Group, they are offered in various programmes for continuous development to constantly enhance their skills and knowledge in leading the Group. With an emphasis on developing the directors' understanding of their roles, functions and duties, their contribution to the Group can be assured to be informed and relevant.

Through these programmes, the Group ensures that all employees receive full support in their development and progress in the Group. These initiatives differentiate the Group from other competitive businesses to attract, retain, and prepare the workforce for greater personal and organizational success while achieving employee satisfaction and gratification.

### Labour Standards

The Group is against and prohibits the employment of child and forced labour and strictly adheres with applicable laws and regulations. The human resources department of the Group would examine the identification documents of the applicants to make sure that they are qualified as lawful hiring.

### Supply Chain Management

The Group has a diverse range of supply chain relationships. The Group recognizes the critical role supply chain management plays in running an efficient business operation and to provide quality services in accordance with the highest ethical, social and environmental standards. The Group is committed to being a responsible corporation to include a good management of its suppliers so as to maintain the high standard of products delivered to its customers.

The Group is committed to developing initiatives to manage environmental and social risks of the supply chain. This includes the implementation of strict standards and policies to select and provide services, adhering to and exceeding where practicable, all relevant legal obligations and codes of practice ensuring that, where possible:

- Minimal to nought adverse impact on the environment; and
- Prevention of pollution, reduction of waste production and efficient utilization of resources.



# Environmental, Social and Governance Report (continued)

## Social (continued)

### Supply Chain Management (continued)

Embedded within its supplier selection process, the Group considers the following key aspects:

- The environmental values and commitments of suppliers;
- The environmental certification and memberships of suppliers;
- Supplier's compliance with international environmental laws and regulations; and
- Supplier's commitment to meeting the Group's environmental specifications.

The Group remains in close contact with its suppliers, monitoring their performance to ensure alignment with its commitments.

### Product Responsibility

As part of the Group's operating practices, we employ group-wide quality assurance procedures to protect the health and safety of its employees, contractors and customers while providing high quality products and services.

These are strictly imposed across all business operations, employees and third parties under the Group. For example, to ensure high quality service delivery and performance, all new employees must undergo:

- Induction training which instils the mission and vision of the Group;
- Training in relation to proper product knowledge and customer service standards;
- Buddy training in order to identify areas for improvement of the new team member; and
- Refresher and additional training to develop in areas of improvement.

# Environmental, Social and Governance Report (continued)

## Social (continued)

### Product Responsibility (continued)

In light of Covid-19, we have carried out a wide array of measures at our properties and hotels to safeguard the health and safety of our employees and customers in Hong Kong and the PRC. These include:

- Conduct temperature checks at the entrance of buildings/offices/property sites/hotels;
- Provide alcohol-based hand sanitizers at the entrance of buildings/offices/property sites/hotels;
- Regularly clean and disinfect space at buildings/offices/property sites/hotels;
- Demand building users and visitors to wear face masks and perform personal hand hygiene at our buildings/offices/property sites/hotels;
- Assign designated lifts to building floors with medical clinics to minimize contact with visitors and those who may have potentially contracted the disease; and
- Enhance cleaning and disinfection of building premises and hotels including common areas.

The Group commits to providing high quality products to customers. The Group keeps good relationships and maintains effective communication mechanisms with its customers. This is to ensure that the Group is well aware of all customers' requirements or feedbacks on a timely basis and provide high quality services to its customers.

The Group believes that providing accurate and complete information about its products and services is vital for customers to make informed decisions. To ensure compliance with the Residential Properties (First-hand Sales) Ordinance (Cap. 621) of the laws of Hong Kong and the Law of the PRC on Protection of Consumer Rights and Interests, products are required to be labelled and advertised with due care for the sake of customer interest.

The Group pays high attention to privacy, protecting the data of its customers, staff and potential recruits. All job applicants had agreed to the personal information collection statement, while the data the Group collected from all employees would not be released to any third party without the prior consent from the employees. All customers' and employees' data is protected by the Personal Data (Privacy) Ordinance in Hong Kong, whereas in the other countries the Group followed all relevant local and national regulations. Well-established procedures and training programmes are in place to guide employees on how to handle customer personal information.

# Environmental, Social and Governance Report (continued)

## Social (continued)

### Anti-Corruption

The Group embraces and enforces rules, regulations and procedures in accordance with the Group's code of business conduct to ensure that the business is conducted in full compliance with all applicable laws and regulations including the Prevention of Bribery Ordinance of Hong Kong (Cap. 201), Unfair Competition Law of the PRC and the Criminal Law of the PRC. In recognition of the importance of anti-corruption, a 'Code of Conduct', which includes strict standards and policies, are in place to prevent bribery, corruption, extortion, money laundering and fraud. These standards and practice expectations are imposed on all employees, contracted independent third parties, as well as the Group's business partners. Training on relevant laws and regulations is also provided to directors and senior management in an ongoing basis.

The Group has maintained a whistle-blowing system to allow whistle-blowers to disclose information in relation to any misconduct, malpractice or irregularity through a confidential reporting channel. All reported cases would be investigated in a fair and proper manner by the Audit Committee of the Company. The Audit Committee classifies the reported cases according to their nature and reports the cases directly to the Board on a regular basis.

## Community

### Community Investments

The Group advocates the philosophy of "what is taken from the community is to be used for the good of the community". It continuously aims to incorporate this idea as part of its business strategy in helping to meet the needs of society.

The Group brought back to the society through making donations in cash to different non-profit making organizations. During the reporting year, the Group had contributed charitable donations and sponsorships amounting to approximately HK\$3,366,000. This amount was used to sponsor organizations and institutions that support the needy.

Staff members are encouraged to play an active role in charity projects, organized either by the Group or other organizations. The Group is dedicated to fostering volunteerism as part of its corporate culture of giving back to the community. The Group supported the "Love Teeth Day" organized by The Community Chest of Hong Kong as Group event and helped to raise funds to support the needy.

Committed to embedding social responsibility into business operations and delivering outstanding business performance, the Group was honoured in recognition of this year's achievements at the ListCo Excellence Awards 2019 jointly presented by am730 and PR Asia.

# Environmental, Social and Governance Report (continued)

## Performance Data Summary

| Environmental performance <sup>1</sup>                | Unit                                | 2020             | 2019 <sup>2</sup> |
|---|-------------------------------------|------------------|-------------------|
| <b>Air emissions<sup>3</sup></b>                      |                                     |                  |                   |
| NOx emissions   | kg                                  | <b>72.27</b>     | 96.14             |
| SOx emissions   | kg                                  | <b>1.10</b>      | 1.33              |
| PM emissions  | kg                                  | <b>4.46</b>      | 5.62              |
| <b>Greenhouse gas (GHG) emissions<sup>4</sup></b>     |                                     |                  |                   |
| Direct GHG emissions (Scope 1)                        | tonnes CO <sub>2</sub> e            | <b>486</b>       | 246               |
| Indirect GHG emissions (Scope 2)                      | tonnes CO <sub>2</sub> e            | <b>1,837</b>     | 1,904             |
| Total GHG emissions (Scope 1 and 2)                   | tonnes CO <sub>2</sub> e            | <b>2,323</b>     | 2,150             |
| Total GHG emissions per GFA m <sup>2</sup>            | kg CO <sub>2</sub> e/m <sup>2</sup> | <b>27.46</b>     | 25.40             |
| <b>Energy consumption</b>                             |                                     |                  |                   |
| Electricity purchased                                 | kWh                                 | <b>3,326,498</b> | 3,445,784         |
| Unleaded petrol consumption for vehicles <sup>5</sup> | kWh                                 | <b>697,604</b>   | 843,997           |
| Total energy consumption                              | kWh                                 | <b>4,024,102</b> | 4,289,781         |
| Total energy consumption per GFA m <sup>2</sup>       | kWh/m <sup>2</sup>                  | <b>47.59</b>     | 50.67             |
| <b>Resource consumption</b>                           |                                     |                  |                   |
| Total paper consumption                               | kg                                  | <b>4,607</b>     | 5,296             |
| Total water consumption <sup>6</sup>                  | m <sup>3</sup>                      | <b>23,479</b>    | 27,611            |
| Total water consumption per GFA m <sup>2</sup>        | m <sup>3</sup> /m <sup>2</sup>      | <b>0.28</b>      | 0.33              |

<sup>1</sup> Reporting boundary covers environmental activities in offices and employee dormitories (if any) in Hong Kong, Xiamen, Panyu, Anshan, Changsha, Dongguan, Beijing, Chengdu and Shenzhen in the PRC, and in common areas of Chuang's Tower, Chuang's London Plaza and Posco Building in Hong Kong.

<sup>2</sup> 2019 data has been adjusted according to the reporting boundary and calculation methodology adopted in 2020.

<sup>3</sup> It refers to air emissions from vehicles calculated with reference to "How to Prepare an ESG Report Appendix 2: Reporting guidance on Environmental KPIs" published by the Stock Exchange.

<sup>4</sup> Direct GHG emissions (Scope 1) refers to the emissions from combustion of unleaded petrol for vehicles and HFC emissions for refrigerants used. Indirect GHG emissions (Scope 2) refers to emissions derived from the purchase of electricity. The GHG emissions calculation method and emission factors for Scope 1 emissions are with reference to "Guideline to Account for and Report on Greenhouse Gas Emissions and Removals for Buildings (Commercial, Residential or Institutional Purposes) in Hong Kong", and that of Scope 2 emissions are taken from the data released by CLP Power Hong Kong Limited, The Hongkong Electric Company Limited, and the "Average Carbon Dioxide Emission Factors of Regional Power Grids in China for 2011 and 2012" (《2011年和2012年中國區域電網平均二氧化碳排放因子》).

<sup>5</sup> Conversion factors for unleaded petrol: 33.47 MJ/litre.

<sup>6</sup> Hong Kong SAR Government services are affected by Covid-19 pandemic, and thus the Group has not received all actual water consumption reports of the entire reporting year for the Hong Kong business operations as of the reporting date prior to the publication of this ESG Report. Quantity of water consumed since October 2019 is therefore estimated based on the average consumption of last year.

# Environmental, Social and Governance Report (continued)

## Performance Data Summary (continued)

| Social performance <sup>7</sup>                                 | Unit          | 2020             | 2019      |
|---|---------------|------------------|-----------|
| <b>Employee profile (as of 31 March 2020/2019)</b>              |               |                  |           |
| Total workforce   | no. of people | <b>334</b>       | 383       |
| <i>Total workforce by employee category</i>                     |               |                  |           |
| Senior management   | no. of people | <b>23</b>        | 21        |
| Middle management   | no. of people | <b>74</b>        | 82        |
| General staff   | no. of people | <b>237</b>       | 280       |
| <i>Total workforce by gender</i>                                |               |                  |           |
| Male  | no. of people | <b>207</b>       | 219       |
| Female  | no. of people | <b>127</b>       | 164       |
| <i>Total workforce by age group</i>                             |               |                  |           |
| 30 or under   | no. of people | <b>29</b>        | 62        |
| 31–50   | no. of people | <b>220</b>       | 218       |
| Above 51  | no. of people | <b>85</b>        | 103       |
| <i>Total workforce by geographic region</i>                     |               |                  |           |
| Hong Kong   | no. of people | <b>222</b>       | 263       |
| The PRC   | no. of people | <b>79</b>        | 86        |
| Other regions   | no. of people | <b>33</b>        | 34        |
| <b>Occupational health and safety</b>                           |               |                  |           |
| Total number of work-related fatalities                         | no. of people | <b>0</b>         | 0         |
| Work related injury cases                                       | no. of cases  | <b>4</b>         | 5         |
| Lost days due to work injury                                    | days          | <b>28</b>        | 300       |
| <b>Development and training</b>                                 |               |                  |           |
| <i>Average training hours</i>                                   |               |                  |           |
| Total training hours  | hours         | <b>437</b>       | 570       |
| Average training hours  | hours         | <b>1</b>         | 2         |
| <i>Average training hours per employee by gender</i>            |               |                  |           |
| Male  | hours         | <b>2</b>         | 2         |
| Female  | hours         | <b>1</b>         | 2         |
| <i>Average training hours per employee by employee category</i> |               |                  |           |
| Senior management   | hours         | <b>1</b>         | 3         |
| Middle management   | hours         | <b>2</b>         | 3         |
| General staff   | hours         | <b>1</b>         | 2         |
| <b>Community investments</b>                                    |               |                  |           |
| Total amount of cash donations                                  | HK\$          | <b>3,366,000</b> | 3,555,000 |

<sup>7</sup> Reporting boundary covers employees directly employed by the Group limited to those engaging in property development, investment and management businesses, as well as hotel operation and management businesses across Hong Kong, the PRC and overseas.

## References to the Stock Exchange ESG Reporting Guide

| Subject Areas, Aspects, General Disclosures and KPIs   | Reference/Remarks  |
|--|--|
| <b>A. Environmental</b>  |  |
| <i>Aspect A1: Emissions</i>  |  |
| General Disclosure   | Environmental Emissions  |
| KPI A1.1 The types of emissions and respective emissions data.   | Performance Data Summary   |
| KPI A1.2 Greenhouse gas emissions in total (in tonnes) and, where appropriate, intensity.  | Performance Data Summary   |
| KPI A1.3 Total hazardous waste produced (in tonnes) and, where appropriate, intensity.   | Operations within the reporting boundary did not generate significant quantity of hazardous waste during the reporting year. |
| KPI A1.4 Total non-hazardous waste produced (in tonnes) and, where appropriate, intensity.   | Operations within the reporting boundary generated insignificant quantity of non-hazardous waste during the reporting year.  |
| KPI A1.5 Description of measures to mitigate emissions and results achieved.   | Emissions  |
| KPI A1.6 Description of how hazardous and non-hazardous wastes are handled, reduction initiatives and results achieved.                          | Emissions  |
| <i>Aspect A2: Use of Resources</i>   |  |
| General Disclosure   | Environmental Use of Resources   |
| KPI A2.1 Directed and/or indirect energy consumption by type in total (kWh in '000s) and intensity.  | Performance Data Summary   |
| KPI A2.2 Water consumption in total and intensity.   | Performance Data Summary   |
| KPI A2.3 Description of energy use efficiency initiatives and results achieved.  | Use of Resources   |
| KPI A2.4 Description of whether there is any issue in sourcing water that is fit for purpose, water efficiency initiatives and results achieved. | Not disclosed. Water sourcing issues are not encountered in operations, hence is not material to the Group.                  |
| KPI A2.5 Total packaging material used for finished products (in tonnes) and, if applicable, with reference to per unit produced.                | Not disclosed. Operations within the reporting boundary do not use packaging material for finished products.                 |

# Environmental, Social and Governance Report (continued)

## References to the Stock Exchange ESG Reporting Guide (continued)

| Subject Areas, Aspects, General Disclosures and KPIs   | Reference/Remarks  |
|--|--|
| <b>A. Environmental (continued)</b>  |  |
| <i>Aspect A3: The Environment and Natural Resources</i>  |  |
| General Disclosure   | Not disclosed. Operations within the reporting boundary, in particular the property development businesses, has no significant impact to natural ecosystems. |
| KPI A3.1 Description of the significant impacts of activities on the environment and natural resources and the actions taken to manage them. |  |
| <b>B. Social</b>   |  |
| <b>Employment and Labour Practices</b>   |  |
| <i>Aspect B1: Employments</i>  |  |
| General Disclosure   | Employment and Labour Practices  |
| KPI B1.1 Total workforce by gender, employment type, age group and geographical region.  | Performance Data Summary   |
| KPI B1.2 Employee turnover rate by gender, age group and geographical region.  | Not disclosed.   |
| <i>Aspect B2: Health and Safety</i>  |  |
| General Disclosure   | Health and Safety  |
| KPI B2.1 Number and rate of work-related fatalities.   | Performance Data Summary   |
| KPI B2.2 Lost days due to work injury.   | Performance Data Summary   |
| KPI B2.3 Description of occupational health and safety measures adopted, how they are implemented and monitored.                             | Health and Safety  |
| <i>Aspect B3: Development and Training</i>   |  |
| General Disclosure   | Development and Training   |
| KPI B3.1 The percentage of employees trained by gender and employee category.  | Data on the percentage of employees trained by gender and employee category was not collected for calculation during the reporting year.                     |
| KPI B3.2 The average training hours completed per employee by gender and employee category.  | Performance Data Summary   |

# Environmental, Social and Governance Report (continued)

## References to the Stock Exchange ESG Reporting Guide (continued)

| Subject Areas, Aspects, General Disclosures and KPIs   | Reference/Remarks   |
|--|---|
| <b>B. Social (continued)</b>   |   |
| <i>Aspect B4: Labour Standards</i>   |   |
| General Disclosure   | Employment and Labour Practices, Labour Standards   |
| KPI B4.1 Description of measures to review employment practices to avoid child and forced labour.  | Employment and Labour Practices, Labour Standards   |
| KPI B4.2 Description of steps taken to eliminate such practices when discovered.   | Employment and Labour Practices, Labour Standards   |
| <b>Operating Practices</b>   |   |
| <i>Aspect B5: Supply Chain Management</i>  |   |
| General Disclosure   | Supply Chain Management   |
| KPI B5.1 Number of suppliers by geographical region.   | All suppliers for operations within the reporting boundary are based in Hong Kong and the PRC.  |
| KPI B5.2 Description of practices relating to engaging suppliers, number of suppliers where the practices are being implemented, how they are implemented and monitored. | Supply Chain Management   |
| <i>Aspect B6: Product Responsibility</i>   |   |
| General Disclosure   | Product Responsibility  |
| KPI B6.1 Percentage of total products sold or shipped subject to recalls for safety and health reasons.  | This indicator is not applicable to the operations within the reporting boundary. No physical goods were produced under the reported business segments. |
| KPI B6.2 Number of products and services related complaints received and how they are dealt with.  | No critical products and service-related complaints were received within the reporting year.  |
| KPI B6.3 Description of practices relating to observing and protecting intellectual property rights.   | Intellectual property rights are not considered a material topic to the property development and hotel operation businesses of the Group.               |
| KPI B6.4 Description of quality assurance process and recall procedures.   | Product Responsibility  |
| KPI B6.5 Description of consumer data protection and privacy policies, how they are implemented and monitored.   | Product Responsibility  |



# Environmental, Social and Governance Report (continued)

## References to the Stock Exchange ESG Reporting Guide (continued)

| Subject Areas, Aspects, General Disclosures and KPIs  | Reference/Remarks  |
|---|--|
| <b>B. Social (continued)</b>  |  |
| <i>Aspect B7: Anti-corruption</i>   |  |
| General Disclosure  | Anti-Corruption  |
| KPI B7.1 Number of concluded legal cases regarding corrupt practices brought against the issuer or its employees during the reporting period and the outcomes of the cases. | There were no cases regarding corrupt practices brought against the Group during the reporting year. |
| KPI B7.2 Description of preventive measures and whistle-blowing procedures, how they are implemented and monitored.   | Anti-Corruption  |
| <b>Community</b>  |  |
| <i>Aspect B8: Community Investment</i>  |  |
| General Disclosure  | Community Investments  |
| KPI B8.1 Focus areas of contribution.   | Community Investments  |
| KPI B8.2 Resources contributed to the focus area.   | Performance Data Summary   |

On behalf of the Board of  
**Chuang's Consortium International Limited**

**Chong Ka Fung**  
*Deputy Managing Director*

Hong Kong, 29 June 2020

Report of  
the  
Directors

# Report of the Directors

The board of Directors (the “Board”) presents the report of the Directors together with the audited consolidated financial statements of the Company and its subsidiaries (collectively as the “Group”) for the year ended 31 March 2020.

## Business review

The review of the business of the Group during the year including discussion of the principal risks and uncertainties facing the Group, particulars of important events affecting the Group that have occurred during and subsequent to the year ended 31 March 2020, and an indication of likely future developments in the Group’s business are provided in the Chairman’s Statement as set out on pages 2 to 57 of this report. Financial risks of the Group are shown in note 3 to the consolidated financial statements. The key financial and business performance indicators of the Group included revenues, gross profit, profit/loss attributable to equity holders of the Company, shareholders’ funds, net debt to equity ratio and segment information. Details of these indicators are provided in the Chairman’s Statement and Summary of Financial Information as set out on pages 2 to 57 and page 239 of this report respectively, and note 6 to the consolidated financial statements.

In addition, discussions on the Group’s environmental policies and performance and the key relationships with its employees, customers, suppliers and others that have significant impact on the Group are provided in the Environmental, Social and Governance Report as set out on pages 91 to 112 of this report.

## Principal activities and geographical analysis of operations

The principal activity of the Company is investment holding and those of its principal subsidiaries are set out in note 43 to the consolidated financial statements.

Analysis of the performance by the Group for the year by business lines and geographical segments is set out in note 6 to the consolidated financial statements.

## Results and appropriations

The consolidated results of the Group for the year are set out in the consolidated income statement on page 134.

As regards payment of dividend, it is the policy of the Group to pay a recurrent and steady dividend to its shareholders. After taking into account the need to maintain sufficient financial resources for the working capital of the Group’s projects and businesses, in particular under the current uncertain business environment, the Board has resolved not to recommend the payment of a final dividend for the year ended 31 March 2020 (2019: 6.5 HK cents per share).

An interim dividend of 1.5 HK cents (2019: 3.5 HK cents) per share has been paid in respect of the current financial year. Total dividends for the year amount to 1.5 HK cents (2019: 10.0 HK cents) per share. Total dividends paid in respect of the current financial year will amount to HK\$25.1 million (2019: HK\$167.3 million).

### Dividend policy

The Company strives for generating steady returns to the shareholders of the Company (the “Shareholders”). It is the policy of the Company, in considering the payment of dividends, to allow the Shareholders to participate in the Company’s profits whilst retaining adequate reserves for the Group’s future growth.

The dividend payout ratio shall be determined by the Board at its absolute discretion after taking into account of, among others, the following factors:

- the Group’s financial performance;
- retained earnings and distributable reserves of the Company and each of the subsidiaries of the Group;
- the Group’s working capital requirements, capital expenditure requirements and future expansion plans;
- the Group’s liquidity position;
- general economic environment; and
- other factors that the Board deems relevant.

The payment of the dividend by the Company is also subject to any restrictions under the applicable laws and regulations, including the Companies Act 1981 of Bermuda (as amended from time to time) and the memorandum of association and bye-laws of the Company.

### Donations

During the year, the Group made charitable donations and sponsorships amounting to approximately HK\$3,366,000.

### Pre-emptive rights

No pre-emptive rights exist in Bermuda being the jurisdiction in which the Company was incorporated.

### Reserves

Movements in reserves of the Group and the Company during the year are set out in note 33 and note 42(a) to the consolidated financial statements respectively. Total distributable reserves of the Company amounted to approximately HK\$3,374,121,000 as at 31 March 2020.

### Particulars of principal properties

Particulars of principal properties held by the Group as at 31 March 2020 are set out on pages 234 to 238.

# Report of the Directors (continued)

## Summary of financial information

A summary of financial information of the Group for the last five financial years is set out on page 239.

## Directors

The Directors of the Company during the year and up to the date of this report are as follows:

Mr. Albert Chuang Ka Pun  
Mr. Richard Hung Ting Ho  
Mr. Chong Ka Fung  
Miss Ann Li Mee Sum (appointed on 5 May 2020)  
Mrs. Candy Kotewall Chuang Ka Wai  
Mr. Geoffrey Chuang Ka Kam  
Mr. Chan Chun Man  
Mr. Abraham Shek Lai Him  
Mr. Fong Shing Kwong  
Mr. Yau Chi Ming  
Mr. David Chu Yu Lin  
Mr. Tony Tse Wai Chuen  
Mr. Alan Chuang Shaw Swee (retired on 15 October 2019)

At the forthcoming annual general meeting of the Company, Mr. Richard Hung Ting Ho, Miss Ann Li Mee Sum, Mr. Abraham Shek Lai Him, Mr. Fong Shing Kwong and Mr. Tony Tse Wai Chuen will retire from office in accordance with the Company's Bye-laws nos. 86(2), 87(2) and 87(3) and Appendix 14 of the Rules Governing the Listing of Securities (the "Listing Rules") on The Stock Exchange of Hong Kong Limited (the "Stock Exchange") and, being eligible, will offer themselves for re-election.

## Biographical details of Honorary Chairman, Directors and senior management

Biographical details of the Honorary Chairman, Directors and senior management as at the date of this report are set out on pages 62 to 67 of this report.

## Directors' rights to acquire shares or debentures

Other than the share option schemes adopted by the Company and its subsidiary as detailed in the section headed "Share option schemes" below, at no time during the year was the Company, any of its subsidiaries or its other associated corporations a party to any arrangements to enable the Directors of the Company to acquire benefits by means of the acquisition of shares in, or debentures of, the Company, its specified undertaking or any of its associated corporations.

## Directors' interests and short positions in shares, underlying shares and debentures

As at 31 March 2020, the interests and short positions of the Directors and chief executive of the Company in the shares, underlying shares and debentures of the Company and its associated corporations (within the meaning of Part XV of the Securities and Futures Ordinance (the "SFO")) which had been notified to the Company and the Stock Exchange pursuant to the provisions of Divisions 7 and 8 of Part XV of the SFO (including interests and short positions which any such Directors and chief executive of the Company would be taken or deemed to have under such provisions of the SFO) or which were required, pursuant to Section 352 of Part XV of the SFO, to be entered in the register referred to therein or which were required, pursuant to the Model Code for Securities Transactions by Directors of Listed Issuers (the "Model Code"), to be notified to the Company and the Stock Exchange were as follows:

### (a) Interests in the Company

| Name of Director                                  | Number of shares | Capacity         | Percentage of shareholding |
|---|------------------|------------------|----------------------------|
| Mr. Albert Chuang Ka Pun<br>("Mr. Albert Chuang") | 1,299,678        | Beneficial owner | 0.08                       |

### (b) Interests in Chuang's China Investments Limited ("Chuang's China")

| Name of Director  | Number of shares | Capacity         | Percentage of shareholding |
|---|------------------|------------------|----------------------------|
| Mrs. Candy Kotewall Chuang Ka Wai<br>("Ms. Candy Chuang") | 1,255,004        | Beneficial owner | 0.05                       |

## Report of the Directors (continued)

### **Directors' interests and short positions in shares, underlying shares and debentures (continued)**

Save as disclosed, during the year, none of the Directors and chief executive of the Company nor their spouses or children under 18 years of age were granted or had exercised any right to subscribe for any securities of the Company, its specified undertaking or any of its associated corporations.

Other than as disclosed herein, as at 31 March 2020, none of the Directors and chief executive of the Company had any interests or short positions in shares, underlying shares and debentures of the Company or any of its associated corporations (within the meaning of Part XV of the SFO) which had to be notified to the Company and the Stock Exchange pursuant to the provisions of Divisions 7 and 8 of Part XV of the SFO (including interests and short positions which they were taken or deemed to have under such provisions of the SFO) or which were required, pursuant to Section 352 of Part XV of the SFO, to be entered in the register referred to therein or which were required, pursuant to the Model Code, to be notified to the Company and the Stock Exchange.

### **Directors' service contracts**

None of the Directors has any service contract with the Company or any of its subsidiaries not terminable by the employing company within one year without payment of compensation (other than statutory compensation).

### **Directors' material interests in transactions, arrangements and contracts that are significant in relation to the Group's business**

Save as disclosed, no transactions, arrangements and contracts of significance in relation to the Group's business to which the Company or any of its subsidiaries was a party and in which a Director of the Company and the Director's connected party had a material interest, whether directly or indirectly, subsisted at the end of the year or at any time during the year.

### **Directors' interests in competing business**

Pursuant to Rule 8.10 of the Listing Rules, the Company discloses that Mr. Albert Chuang, Mr. Chong Ka Fung ("Mr. Edwin Chong"), Ms. Candy Chuang and Mr. Geoffrey Chuang Ka Kam ("Mr. Geoffrey Chuang") hold equity interests and directorships in certain private companies which are engaged in the businesses of luxurious residential property investment in Hong Kong and securities investment and trading. Mr. Richard Hung Ting Ho ("Mr. Richard Hung") had been a non-executive director of CNT Group Limited ("CNT") until 5 June 2019. CNT is a company whose issued shares are listed on the Stock Exchange, the principal activities of which include property investment in Hong Kong and the People's Republic of China. As the properties owned by the private companies and CNT are of different types and/or in different locations from those of the Group, and the compositions of the respective boards of directors of the private companies and CNT are different from that of the Group, the Group operates its businesses independently of, and at arm's length from, the businesses of the private companies and CNT.

## Management contracts

No contracts concerning the management and administration of the whole or any substantial part of the business of the Company were entered into or existed during the year.

## Substantial shareholders

So far as is known to any Directors or chief executive of the Company and save as disclosed in the section headed "Directors' interests and short positions in shares, underlying shares and debentures" above, as at 31 March 2020, the interests and short positions of person in the shares and underlying shares of the Company which would fall to be disclosed to the Company pursuant to the provisions of Divisions 2 and 3 of Part XV of the SFO or which were required, pursuant to Section 336 of Part XV of the SFO, to be entered in the register referred to therein were as follows:

| Name of Shareholder                           | Number of shares of the Company | Capacity                    | Percentage of shareholding |
|---|---------------------------------|-----------------------------|----------------------------|
| Evergain Holdings Limited ("Evergain")        | 837,373,332                     | Beneficial owner,<br>Note 1 | 50.07                      |
| Mr. Alan Chuang Shaw Swee ("Mr. Alan Chuang") | 837,373,332                     | Note 1                      | 50.07                      |
| Mrs. Chong Ho Pik Yu                          | 837,373,332                     | Note 2                      | 50.07                      |
| Madam Chuang Shau Har ("Madam Chuang")        | 138,353,709                     | Note 3                      | 8.27                       |
| Mr. Lee Sai Wai ("Mr. Lee")                   | 138,353,709                     | Note 4                      | 8.27                       |

Note 1: Such interests in the Company are owned by Evergain, a company beneficially owned by Mr. Alan Chuang. Mr. Albert Chuang, Mr. Edwin Chong, Ms. Candy Chuang and Mr. Geoffrey Chuang are directors of Evergain.

Note 2: Such interests arose by attribution through her spouse, Mr. Alan Chuang, whose interests have been mentioned in Note 1 above.

Note 3: Interests in 137,608,072 shares in the Company arose as a result of Madam Chuang being the trustee and a discretionary object of a discretionary trust which owned such shares in the Company. The remaining interests in 745,637 shares in the Company arose by attribution through her spouse, Mr. Lee.

Note 4: Interests in 137,608,072 shares in the Company arose by attribution through his spouse, Madam Chuang, whose interests have been mentioned in Note 3 above. The remaining interests in 745,637 shares in the Company are beneficially owned by Mr. Lee.

Save as disclosed above, as at 31 March 2020, there was no other person who was recorded in the register of the Company as having interests or short positions in the shares or underlying shares of the Company which would fall to be disclosed to the Company pursuant to the provisions of Divisions 2 and 3 of Part XV of the SFO or which was required, pursuant to Section 336 of Part XV of the SFO, to be entered in the register referred to therein.



## Report of the Directors (continued)

### Controlling shareholders' interests in contracts

There was no contract of significance between the Company or any of its subsidiaries and the controlling shareholders or any of its subsidiaries at the balance sheet date or at any time during the year and up to the date of this report.

### Purchase, sale or redemption of the Company's listed securities

The Company had not redeemed any of its shares during the year. Neither the Company nor any of its subsidiaries had purchased or sold any of the Company's listed shares during the year.

### Major suppliers and customers

The aggregate purchases attributable to the largest supplier and the five largest suppliers of the Group accounted for approximately 23% and 50% of the total purchases of the Group for the year respectively.

The aggregate revenues attributable to the five largest customers of the Group accounted for less than 30% of the total revenues of the Group for the year.

None of the Directors, their associates, or any shareholder (which to the knowledge of the Directors owns more than 5% of the share capital of the Company) had any interest in the five largest suppliers of the Group.

### Relationships with suppliers and customers

The Group establishes long-term cooperation relationships with reputable suppliers within the industries. The Group implements a series of procurement management systems and control procedures so as to select suppliers in a prudent manner.

The Group keeps good relationship and maintains effective communication mechanisms with its customers. This is to ensure that the Group is well aware of all customers' requirements or feedbacks on a timely basis and provides high quality services to its customers.

### Compliance with the relevant laws and regulations

During the year under review, the Group had complied with all the relevant laws and regulations that have significant impacts on the businesses and operations of the Group. As far as the Board and management are aware, there was no material breach of or non-compliance with the applicable laws and regulations by the Group that has a significant impact on the businesses and operations of the Group.

### Retirement schemes

Details of retirement schemes of the Group are set out in note 10 to the consolidated financial statements.

### Subsequent event

On 30 April 2020, an indirect wholly-owned subsidiary of Chuang's China entered into a sale and purchase agreement with an independent third party to dispose of a property holding company which holds an investment property in the United Kingdom at a consideration of about GBP94.2 million (equivalent to approximately HK\$909.2 million) (subject to adjustment). Deposit of about GBP9.4 million (equivalent to approximately HK\$90.9 million) has been received in cash from the purchaser and is held by Chuang's China's solicitors as stakeholder. The transaction was approved by the shareholders of Chuang's China at its special general meeting held on 23 June 2020, and the transaction is expected to be completed around the end of August 2020.

### Permitted indemnity provision

Under Bye-law no. 166(1) of the Company's Bye-laws, the Directors for the time being acting in relation to any of the affairs of the Company, shall be indemnified and secured harmless out of the assets and profits of the Company from and against all actions, costs, charges, losses, damages and expenses which they or any of them, their or any of their heirs, executors or administrators, shall or may incur or sustain by or by reason of any act done, concurred in or omitted in or about the execution of their duty, or supposed duty, in their respective offices or trusts, provided that this indemnity shall not extend to any matter in respect of any wilful negligence, wilful default, fraud or dishonesty which may attach to any of said persons. During the year under review, the Company had taken out and maintained an insurance in respect of the Directors' liabilities.

## Report of the Directors (continued)

### Share option schemes

Pursuant to the ordinary resolutions passed in the annual general meeting of the Company held on 31 August 2012, a share option scheme of the Company (the "Scheme") has been adopted, and the share option scheme adopted by Chuang's China on 31 August 2012 (the "Chuang's China Scheme") has been approved.

(a) A summary of the Scheme is set out as follows:

1. Purpose: To give incentive to Directors, employees or business consultants of the Group and any other party as approved under the Scheme
2. Participants: Including, inter alia, Directors, employees or business consultants of the Group
3. Total number of shares available for issue under the Scheme and percentage of the issued share capital that it represents as at the date of this report: 159,284,491 shares are available for issue under the Scheme, representing approximately 9.52% of the issued share capital as at the date of this report
4. Maximum entitlement of each participant: 1% of the maximum aggregate number of shares that may be issued within 12 months pursuant to the Scheme
5. Period within which the shares must be taken up under an option: Not applicable. No share option has been granted since the date of adoption of the Scheme on 31 August 2012
6. Amount payable on acceptance of an option and the period within which payments shall be made: HK\$1.00 payable to the Company upon acceptance of option which should be taken up within 28 days from the date of offer for option ("Offer Date") (which must be a trading day)
7. The basis of determining the exercise price: No less than the highest of (i) the closing price of the shares of the Company as stated in the Stock Exchange's daily quotation sheet on the Offer Date (which must be a trading day); (ii) the average closing price of the shares of the Company as stated in the Stock Exchange's daily quotation sheets for the five trading days immediately preceding the Offer Date (which must be a trading day); and (iii) the nominal value of a share of the Company
8. The remaining life of the Scheme: Valid until 30 August 2022 unless otherwise terminated under the terms of the Scheme

## Share option schemes (continued)

(b) A summary of the Chuang's China Scheme is set out as follows:

- |  |   |
|--|---|
| 1. Purpose:  | To give incentive to directors, employees or business consultants of Chuang's China and its subsidiaries (collectively as the "Chuang's China Group") and any other party as approved under the Chuang's China Scheme   |
| 2. Participants:   | Including, inter alia, directors, employees or business consultants of the Chuang's China Group   |
| 3. Total number of shares of Chuang's China available for issue under the Chuang's China Scheme and percentage of the issued share capital of Chuang's China that it represents as at the date of this report: | 152,332,870 shares of Chuang's China are available for issue under the Chuang's China Scheme, representing approximately 6.49% of the issued share capital of Chuang's China as at the date of this report  |
| 4. Maximum entitlement of each participant:  | 1% of the maximum aggregate number of shares of Chuang's China that may be issued within 12 months pursuant to the Chuang's China Scheme  |
| 5. Period within which the shares of Chuang's China must be taken up under an option:  | Not applicable. No share option has been granted by Chuang's China since the date of adoption of the Chuang's China Scheme on 31 August 2012  |
| 6. Amount payable on acceptance of an option and the period within which payments shall be made:   | HK\$1.00 payable to Chuang's China upon acceptance of option which should be taken up within 28 days from the date of offer for option ("Offer Date") (which must be a trading day)   |
| 7. The basis of determining the exercise price:  | No less than the highest of (i) the closing price of the shares of Chuang's China as stated in the Stock Exchange's daily quotation sheet on the Offer Date (which must be a trading day); (ii) the average closing price of the shares of Chuang's China as stated in the Stock Exchange's daily quotation sheets for the five trading days immediately preceding the Offer Date (which must be a trading day); and (iii) the nominal value of a share of Chuang's China |
| 8. The remaining life of the Chuang's China Scheme:  | Valid until 30 August 2022 unless otherwise terminated under the terms of the Chuang's China Scheme   |

## Report of the Directors (continued)

### Update on information of Directors pursuant to Rule 13.51B(1) of the Listing Rules

Save as disclosed in other sections of this annual report, other changes in the information of Directors during the year and up to the date of this report which are required to be disclosed pursuant to Rule 13.51B(1) of the Listing Rules are set out below:

- (a) Mr. Abraham Shek Lai Him retired as an independent non-executive director of Hop Hing Group Holdings Limited on 2 June 2020, the shares of which are listed on the Stock Exchange.
- (b) Mr. David Chu Yu Lin resigned as an independent non-executive director of Chuang's China with effect from 8 June 2020, the shares of which are listed on the Stock Exchange.

### Sufficiency of public float

Based on the information that is publicly available to the Company and within the knowledge of the Directors, the Company has maintained a sufficient public float of the Company's securities as required under the Listing Rules throughout the year ended 31 March 2020 and up to the date of this report.

### Auditor

The consolidated financial statements have been audited by PricewaterhouseCoopers who retire and, being eligible, offer themselves for re-appointment.

On behalf of the Board of  
**Chuang's Consortium International Limited**

**Chong Ka Fung**  
*Deputy Managing Director*

Hong Kong, 29 June 2020

# Financial Information

# Independent Auditor's Report



羅兵咸永道

To the Shareholders of

**Chuang's Consortium International Limited**

*(Incorporated in Bermuda with limited liability)*

## Opinion

### What we have audited

The consolidated financial statements of Chuang's Consortium International Limited (the "Company") and its subsidiaries (the "Group") set out on pages 134 to 233, which comprise:

- the consolidated balance sheet as at 31 March 2020;
- the consolidated income statement for the year then ended;
- the consolidated statement of comprehensive income for the year then ended;
- the consolidated cash flow statement for the year then ended;
- the consolidated statement of changes in equity for the year then ended; and
- the notes to the consolidated financial statements, which include a summary of significant accounting policies.

### Our opinion

In our opinion, the consolidated financial statements give a true and fair view of the consolidated financial position of the Group as at 31 March 2020, and of its consolidated financial performance and its consolidated cash flows for the year then ended in accordance with Hong Kong Financial Reporting Standards ("HKFRSs") issued by the Hong Kong Institute of Certified Public Accountants ("HKICPA") and have been properly prepared in compliance with the disclosure requirements of the Hong Kong Companies Ordinance.

### Basis for Opinion

We conducted our audit in accordance with Hong Kong Standards on Auditing ("HKSAs") issued by the HKICPA. Our responsibilities under those standards are further described in the Auditor's Responsibilities for the Audit of the Consolidated Financial Statements section of our report.

We believe that the audit evidence we have obtained is sufficient and appropriate to provide a basis for our opinion.

### Independence

We are independent of the Group in accordance with the HKICPA's Code of Ethics for Professional Accountants (the "Code"), and we have fulfilled our other ethical responsibilities in accordance with the Code.

---

*PricewaterhouseCoopers, 22/F, Prince's Building, Central, Hong Kong*  
*T: +852 2289 8888, F: +852 2810 9888, [www.pwchk.com](http://www.pwchk.com)*

## Key Audit Matters

Key audit matters are those matters that, in our professional judgment, were of most significance in our audit of the consolidated financial statements of the current period. These matters were addressed in the context of our audit of the consolidated financial statements as a whole, and in forming our opinion thereon, and we do not provide a separate opinion on these matters.

Key audit matters identified in our audit are summarised as follows:

- Valuation of investment properties;
- Recoverability of properties for/under development and properties for sale; and
- Recoverability of cemetery assets.

### Key Audit Matter

#### Valuation of investment properties

*Refer to Notes 4(a), 17 and 23 to the consolidated financial statements*

As at 31 March 2020, the investment properties held by the Group's subsidiaries were carried at fair value of HK\$10,308 million and the Group's non-wholly-owned subsidiary's proportionate share of fair value of investment properties was HK\$291 million in the interest in a joint venture. Net fair value changes in investment properties held by subsidiaries amounting to loss of HK\$458 million and fair value gain on transfer of properties from properties for sale to investment properties of HK\$218 million were recorded in the consolidated income statement respectively and no fair value change in investment properties held by a joint venture was recorded during the year ended 31 March 2020. The Group's investment property portfolio comprises commercial and residential properties in Hong Kong, the People's Republic of China, Taiwan, the United Kingdom, Malaysia and Mongolia.

### How our audit addressed the Key Audit Matter

Our procedures in relation to the key assumptions used in management's valuation of investment properties held by the Group's subsidiaries and a joint venture included:

- Evaluating the independent valuers' competence, capabilities and objectivity.
- Obtaining the valuation reports and meeting with the independent valuers to discuss the valuation methodologies.

For completed investment properties,

- Checking the accuracy of the input data used by the independent valuers in the valuation of properties, on a sample basis, including rental rates and lease terms from existing tenancies, by agreeing them to underlying agreements with the tenants and management's records.
- Assessing the appropriateness of the key assumptions used in the valuation of properties by comparing published market yields for capitalization rates, prevailing market rents of leasing transactions of comparable properties and recent market transaction prices of properties with comparable conditions and locations, where appropriate.



# Independent Auditor's Report (continued)

## Key Audit Matters (continued)

### Key Audit Matter

#### Valuation of investment properties (continued)

Management has engaged independent valuers to determine the valuation of the Group's investment properties held by the Group's subsidiaries and a joint venture as at the date of transfer and 31 March 2020. There are significant judgments and estimates involved in the valuation which mainly include:

- Completed investment properties: The valuation was arrived at using the income capitalization method by considering the capitalized income derived from existing tenancies and the reversionary potential, including capitalization rates and prevailing market rents, of the properties, and wherever appropriate, the direct comparison method by reference to market evidence of recent transaction prices of comparable properties.
- Investment properties under development: The valuation was arrived at using residual method by making reference to estimated selling prices as available in the relevant market. The estimated costs to complete the development and estimated developer's profit as at the date of valuation were also taken into account.

Due to the existence of significant judgments and estimates of the assumptions involved in the valuation of investment properties held by the Group's subsidiaries and a joint venture, we considered this a key audit matter.

### How our audit addressed the Key Audit Matter

For investment properties under development,

- Assessing the reasonableness of key assumptions used in the valuation of properties by comparing:
  - estimated selling prices to recent market transaction prices of properties with comparable nature and locations;
  - estimated developer's profit to published market data of properties with comparable conditions and locations; and
  - estimated costs to complete, to the latest approved budgets on total construction costs and tested, on a sample basis, the construction costs to supporting documentation such as quantity surveyor reports and signed contracts.

We found the key assumptions used in management's valuation of investment properties were supported by the available evidence.

## Key Audit Matters (continued)

### Key Audit Matter

#### **Recoverability of properties for/under development and properties for sale**

*Refer to Notes 4(c), 19 and 26 to the consolidated financial statements*

The Group had HK\$1,054 million and HK\$2,631 million of properties for/under development and properties for sale respectively as at 31 March 2020.

Management assessed the recoverability of properties for/under development and properties for sale based on an estimation of the net realizable value of the underlying properties. This involves estimation of anticipated costs to completion based on existing plans (for properties for/under development) and expected future sales price based on prevailing market conditions such as current market prices of properties with comparable conditions and locations or reference to the valuation reports from the independent valuers, if applicable.

If the actual net realizable values of the underlying stock of properties are significantly different from those values estimated as a result of changes in market condition and/or significant variation in the budgeted development costs, material reversal of or provision for impairment losses may result.

Due to the existence of significant estimation uncertainty and management judgment, we considered this a key audit matter.

### How our audit addressed the Key Audit Matter

Our procedures in relation to management's assessment of recoverability of properties for/under development and properties for sale included:

- Testing the key controls around the property construction cycle with particular focus on, but not limited to, controls over cost budgeting and periodic review, sources of recoverability assessment data and calculation of provision for impairment loss.
- Evaluating the independent valuers' competence, capabilities and objectivity.
- Obtaining the valuation reports and meeting with the independent valuers to discuss the valuation methodologies for certain properties.
- Assessing the reasonableness of key assumptions and estimates in management's assessment, on a sample of properties selected, including:
  - expected future sales prices which we compared to contracted sales prices of the underlying properties or current market prices of properties with comparable conditions and locations, where applicable;
  - anticipated costs to completion which we compared to latest approved budgets on total construction costs and checked to supporting documentation such as quantity surveyor reports and signed contracts.

We found the key assumptions used in management's assessment of recoverability of properties for/under development and properties for sale were supported by the available evidence.

# Independent Auditor's Report (continued)

## Key Audit Matters (continued)

### Key Audit Matter

#### Recoverability of cemetery assets

*Refer to Notes 4(c) and 20 to the consolidated financial statements*

The Group had HK\$261 million and HK\$419 million of cemetery assets classified as non-current assets and current assets respectively as at 31 March 2020.

Management assessed the recoverability of cemetery assets based on an estimation of the net realizable value by engaging independent valuer to determine the valuation of the cemetery assets as at 31 March 2020, which involves estimation of expected future sales prices based on prevailing market conditions such as current market prices of cemetery assets with comparable conditions and locations and estimation of anticipated costs to completion.

If the actual net realizable values of the underlying stock of cemetery assets are significantly different from those values estimated as a result of changes in market condition and/or significant variation in the budgeted development costs, material reversal of or provision for impairment losses may result.

Due to the existence of significant estimation uncertainty and management judgment involved in the assessment of the recoverability of the cemetery assets, we considered this a key audit matter.

### How our audit addressed the Key Audit Matter

Our procedures in relation to management's assessment of the recoverability of the cemetery assets included:

- Testing the key controls around the construction cycle of cemetery assets with particular focus on, but not limited to, controls over sources of recoverability assessment data and calculation of provision for impairment loss.
- Evaluating the independent valuer's competence, capabilities and objectivity.
- Obtaining the valuation report and meeting with the independent valuer to discuss the valuation methodologies.
- Assessing the reasonableness of key assumptions used in valuation including:
  - expected future sales prices which we compared to contracted sales prices/latest valuation of the underlying assets or current market prices of assets with comparable conditions and locations, where applicable;
  - anticipated costs to completion which we compared to latest approved budgets on total construction costs.

We found the key assumptions used in management's assessment of recoverability of cemetery assets were supported by the available evidence.

## Other Information

The directors of the Company are responsible for the other information. The other information comprises all of the information included in the annual report other than the consolidated financial statements and our auditor's report thereon.

Our opinion on the consolidated financial statements does not cover the other information and we do not express any form of assurance conclusion thereon.

In connection with our audit of the consolidated financial statements, our responsibility is to read the other information and, in doing so, consider whether the other information is materially inconsistent with the consolidated financial statements or our knowledge obtained in the audit or otherwise appears to be materially misstated.

If, based on the work we have performed, we conclude that there is a material misstatement of this other information, we are required to report that fact. We have nothing to report in this regard.

## Responsibilities of Directors and the Audit Committee for the Consolidated Financial Statements

The directors of the Company are responsible for the preparation of the consolidated financial statements that give a true and fair view in accordance with HKFRSs issued by the HKICPA and the disclosure requirements of the Hong Kong Companies Ordinance, and for such internal control as the directors determine is necessary to enable the preparation of consolidated financial statements that are free from material misstatement, whether due to fraud or error.

In preparing the consolidated financial statements, the directors are responsible for assessing the Group's ability to continue as a going concern, disclosing, as applicable, matters related to going concern and using the going concern basis of accounting unless the directors either intend to liquidate the Group or to cease operations, or have no realistic alternative but to do so.

The audit committee is responsible for overseeing the Group's financial reporting process.

## Independent Auditor's Report (continued)

### Auditor's Responsibilities for the Audit of the Consolidated Financial Statements

Our objectives are to obtain reasonable assurance about whether the consolidated financial statements as a whole are free from material misstatement, whether due to fraud or error, and to issue an auditor's report that includes our opinion. We report our opinion solely to you, as a body, in accordance with Section 90 of the Companies Act 1981 of Bermuda and for no other purpose. We do not assume responsibility towards or accept liability to any other person for the contents of this report. Reasonable assurance is a high level of assurance, but is not a guarantee that an audit conducted in accordance with HKSA's will always detect a material misstatement when it exists. Misstatements can arise from fraud or error and are considered material if, individually or in the aggregate, they could reasonably be expected to influence the economic decisions of users taken on the basis of these consolidated financial statements.

As part of an audit in accordance with HKSA's, we exercise professional judgment and maintain professional skepticism throughout the audit. We also:

- Identify and assess the risks of material misstatement of the consolidated financial statements, whether due to fraud or error, design and perform audit procedures responsive to those risks, and obtain audit evidence that is sufficient and appropriate to provide a basis for our opinion. The risk of not detecting a material misstatement resulting from fraud is higher than for one resulting from error, as fraud may involve collusion, forgery, intentional omissions, misrepresentations, or the override of internal control.
- Obtain an understanding of internal control relevant to the audit in order to design audit procedures that are appropriate in the circumstances, but not for the purpose of expressing an opinion on the effectiveness of the Group's internal control.
- Evaluate the appropriateness of accounting policies used and the reasonableness of accounting estimates and related disclosures made by the directors.
- Conclude on the appropriateness of the directors' use of the going concern basis of accounting and, based on the audit evidence obtained, whether a material uncertainty exists related to events or conditions that may cast significant doubt on the Group's ability to continue as a going concern. If we conclude that a material uncertainty exists, we are required to draw attention in our auditor's report to the related disclosures in the consolidated financial statements or, if such disclosures are inadequate, to modify our opinion. Our conclusions are based on the audit evidence obtained up to the date of our auditor's report. However, future events or conditions may cause the Group to cease to continue as a going concern.
- Evaluate the overall presentation, structure and content of the consolidated financial statements, including the disclosures, and whether the consolidated financial statements represent the underlying transactions and events in a manner that achieves fair presentation.

### Auditor's Responsibilities for the Audit of the Consolidated Financial Statements (continued)

- Obtain sufficient appropriate audit evidence regarding the financial information of the entities or business activities within the Group to express an opinion on the consolidated financial statements. We are responsible for the direction, supervision and performance of the group audit. We remain solely responsible for our audit opinion.

We communicate with the audit committee regarding, among other matters, the planned scope and timing of the audit and significant audit findings, including any significant deficiencies in internal control that we identify during our audit.

We also provide the audit committee with a statement that we have complied with relevant ethical requirements regarding independence, and to communicate with them all relationships and other matters that may reasonably be thought to bear on our independence, and where applicable, related safeguards.

From the matters communicated with the audit committee, we determine those matters that were of most significance in the audit of the consolidated financial statements of the current period and are therefore the key audit matters. We describe these matters in our auditor's report unless law or regulation precludes public disclosure about the matter or when, in extremely rare circumstances, we determine that a matter should not be communicated in our report because the adverse consequences of doing so would reasonably be expected to outweigh the public interest benefits of such communication.

The engagement partner on the audit resulting in this independent auditor's report is Tsang Nga Kwan.

**PricewaterhouseCoopers**

*Certified Public Accountants*

Hong Kong, 29 June 2020

*(If there is any inconsistency between the English and Chinese versions of this independent auditor's report, the English version shall prevail.)*

# Consolidated Income Statement

For the year ended 31 March 2020

|   | Note  | 2020<br>HK\$'000 | 2019<br>HK\$'000 |
|---|-------|------------------|------------------|
| Revenues  | 5     | <b>598,987</b>   | 619,238          |
| Cost of sales   |       | <b>(174,679)</b> | (176,294)        |
| Gross profit  |       | <b>424,308</b>   | 442,944          |
| Other income and net (loss)/gain  | 7     | <b>(151,687)</b> | 44,374           |
| Fair value gain on transfer of properties from properties for sale to investment properties | 26(d) | <b>217,976</b>   | 6,349            |
| Gain on disposal of subsidiaries  | 8     | –                | 461,208          |
| Selling and marketing expenses  |       | <b>(37,420)</b>  | (56,840)         |
| Administrative and other operating expenses   |       | <b>(445,851)</b> | (476,077)        |
| Change in fair value of investment properties   | 17    | <b>(458,133)</b> | 1,108,170        |
| Operating (loss)/profit   | 9     | <b>(450,807)</b> | 1,530,128        |
| Finance costs   | 11    | <b>(263,841)</b> | (184,765)        |
| Share of results of associated companies  | 22    | <b>2,020</b>     | 2,573            |
| Share of results of joint ventures  | 23    | <b>10,962</b>    | 23,944           |
| (Loss)/profit before taxation   |       | <b>(701,666)</b> | 1,371,880        |
| Taxation  | 13    | <b>(77,041)</b>  | (79,212)         |
| (Loss)/profit for the year  |       | <b>(778,707)</b> | 1,292,668        |
| Attributable to:  |       |                  |                  |
| Equity holders  |       | <b>(705,084)</b> | 1,226,643        |
| Non-controlling interests   |       | <b>(73,623)</b>  | 66,025           |
|   |       | <b>(778,707)</b> | 1,292,668        |
|   |       | <b>HK cents</b>  | HK cents         |
| (Loss)/earnings per share (basic and diluted)   | 15    | <b>(42.16)</b>   | 73.34            |

The notes on pages 141 to 233 are an integral part of the consolidated financial statements.

# Consolidated Statement of Comprehensive Income

For the year ended 31 March 2020

|   | 2020<br>HK\$'000   | 2019<br>HK\$'000 |
|---|--------------------|------------------|
| <b>(Loss)/profit for the year</b>   | <b>(778,707)</b>   | 1,292,668        |
| Other comprehensive income:   |                    |                  |
| Items that may be reclassified subsequently to profit and loss:                           |                    |                  |
| Net exchange differences  | <b>(227,098)</b>   | (177,198)        |
| Share of exchange reserve of a joint venture  | <b>(15,538)</b>    | (10,043)         |
| Total other comprehensive loss that may be reclassified subsequently to profit and loss   | <b>(242,636)</b>   | (187,241)        |
| Item that may not be reclassified subsequently to profit and loss:                        |                    |                  |
| Change in fair value of financial assets at fair value through other comprehensive income | <b>(4,178)</b>     | (40,244)         |
| Total other comprehensive loss for the year   | <b>(246,814)</b>   | (227,485)        |
| <b>Total comprehensive (loss)/income for the year</b>                                     | <b>(1,025,521)</b> | 1,065,183        |
| Total comprehensive (loss)/income attributable to:  |                    |                  |
| Equity holders  | <b>(860,991)</b>   | 1,092,391        |
| Non-controlling interests   | <b>(164,530)</b>   | (27,208)         |
|   | <b>(1,025,521)</b> | 1,065,183        |

The notes on pages 141 to 233 are an integral part of the consolidated financial statements.



# Consolidated Balance Sheet

As at 31 March 2020

|   | Note  | 2020<br>HK\$'000  | 2019<br>HK\$'000 |
|---|-------|-------------------|------------------|
| <b>Non-current assets</b>   |       |                   |                  |
| Property, plant and equipment                                     | 16    | 469,226           | 488,223          |
| Investment properties   | 17    | 10,308,325        | 10,281,404       |
| Right-of-use assets   | 18(a) | 701,054           | –                |
| Leasehold lands and land use rights                               | 18(a) | –                 | 709,627          |
| Properties for/under development                                  | 19    | 1,054,166         | 979,295          |
| Cemetery assets   | 20    | 260,624           | 282,534          |
| Associated companies  | 22    | 60,518            | 69,274           |
| Joint ventures  | 23    | 739,005           | 739,328          |
| Financial assets at fair value through other comprehensive income | 24    | 128,730           | 131,570          |
| Loans and receivables and other deposits                          | 25    | 396,135           | 386,735          |
| Deferred taxation assets  | 35    | 31,254            | 29,700           |
|   |       | <b>14,149,037</b> | 14,097,690       |
| <b>Current assets</b>   |       |                   |                  |
| Properties for sale   | 26    | 2,631,037         | 2,082,749        |
| Cemetery assets   | 20    | 419,112           | 451,943          |
| Inventories   | 27    | 103,104           | 139,294          |
| Debtors and prepayments   | 28    | 242,608           | 179,340          |
| Financial assets at fair value through profit or loss             | 29    | 2,437,230         | 2,146,099        |
| Cash and bank balances  | 30    | 2,520,301         | 3,492,271        |
|   |       | <b>8,353,392</b>  | 8,491,696        |
| <b>Current liabilities</b>  |       |                   |                  |
| Creditors and accruals  | 31(a) | 407,575           | 372,714          |
| Sales deposits received   | 31(b) | 1,552,356         | 343,153          |
| Short-term bank borrowings  | 34    | 646,777           | 607,555          |
| Current portion of long-term bank borrowings                      | 34    | 1,481,741         | 1,350,290        |
| Taxation payable  |       | 224,315           | 219,728          |
|   |       | <b>4,312,764</b>  | 2,893,440        |
| <b>Net current assets</b>   |       | <b>4,040,628</b>  | 5,598,256        |
| <b>Total assets less current liabilities</b>                      |       | <b>18,189,665</b> | 19,695,946       |

# Consolidated Balance Sheet (continued)

As at 31 March 2020

|   | Note | 2020<br>HK\$'000  | 2019<br>HK\$'000 |
|---|------|-------------------|------------------|
| <b>Equity</b>                                     |      |                   |                  |
| Share capital                                     | 32   | 418,138           | 418,138          |
| Reserves  | 33   | 10,689,219        | 11,684,014       |
| Shareholders' funds                               |      | 11,107,357        | 12,102,152       |
| Non-controlling interests                         |      | 1,498,430         | 1,687,625        |
| <b>Total equity</b>                               |      | <b>12,605,787</b> | 13,789,777       |
| <b>Non-current liabilities</b>                    |      |                   |                  |
| Long-term bank borrowings                         | 34   | 4,957,204         | 5,349,668        |
| Deferred taxation liabilities                     | 35   | 519,168           | 494,896          |
| Loans and payables with non-controlling interests | 36   | 47,472            | 24,879           |
| Other non-current liabilities                     |      | 60,034            | 36,726           |
|   |      | 5,583,878         | 5,906,169        |
|   |      | <b>18,189,665</b> | 19,695,946       |

**Albert Chuang Ka Pun**  
Director

**Chong Ka Fung**  
Director

The notes on pages 141 to 233 are an integral part of the consolidated financial statements.

# Consolidated Cash Flow Statement

For the year ended 31 March 2020

|  | Note     | 2020<br>HK\$'000 | 2019<br>HK\$'000 |
|--|----------|------------------|------------------|
| <b>Cash flows from operating activities</b>  |          |                  |                  |
| Cash used in operations  | 39(a)    | (264,886)        | (211,902)        |
| Interest paid  |          | (273,944)        | (196,982)        |
| Tax paid   |          | (7,819)          | (50,860)         |
| Net cash used in operating activities  |          | (546,649)        | (459,744)        |
| <b>Cash flows from investing activities</b>  |          |                  |                  |
| Interest income received   |          | 60,410           | 30,961           |
| Dividend income received from financial assets at fair value through other comprehensive income and an associated company                                      |          | 3,747            | 5,024            |
| Purchase of property, plant and equipment  |          | (4,433)          | (18,518)         |
| Additions to investment properties   |          | (122,022)        | (89,376)         |
| Purchase of financial assets at fair value through other comprehensive income  |          | (2,111)          | –                |
| Acquisition of subsidiaries, net of cash and bank balances acquired  |          | (9,892)          | –                |
| Proceeds from disposal of property, plant and equipment  |          | 133              | 103              |
| Proceeds from disposal of investment properties  |          | 22,002           | –                |
| Proceeds from disposal of subsidiaries, net of cash and bank balances disposed of  | 39(c)(i) | –                | 1,293,640        |
| Change in loans receivable and amounts due from associated companies, net  |          | 285              | 741              |
| Increase in investment in and amounts due from joint ventures, net (Increase)/decrease in bank deposits maturing more than three months from date of placement |          | (7,491)          | (18,151)         |
|  |          | (9)              | 1,940            |
| Net cash (used in)/from investing activities   |          | (59,381)         | 1,206,364        |
| <b>Cash flows from financing activities</b>  |          |                  |                  |
| New bank borrowings  | 39(d)    | 1,513,917        | 2,209,725        |
| Repayment of bank borrowings   | 39(d)    | (1,695,095)      | (1,270,095)      |
| Dividends paid to shareholders   |          | (133,804)        | (142,167)        |
| Dividends paid to non-controlling interests  |          | (18,457)         | (32,300)         |
| Change in loans and payables with non-controlling interests, net   | 39(d)    | 5,093            | 3,779            |
| Lease payments   | 39(d)    | (22,210)         | –                |
| Net cash (used in)/from financing activities   |          | (350,556)        | 768,942          |
| <b>Net (decrease)/increase in cash and cash equivalents</b>  |          |                  |                  |
| Cash and cash equivalents at the beginning of the year   |          | 3,489,988        | 1,984,130        |
| Exchange difference on cash and cash equivalents   |          | (15,393)         | (9,704)          |
| <b>Cash and cash equivalents at the end of the year</b>  | 39(b)    | <b>2,518,009</b> | <b>3,489,988</b> |

The notes on pages 141 to 233 are an integral part of the consolidated financial statements.

# Consolidated Statement of Changes in Equity

For the year ended 31 March 2020

|   | Attributable to equity holders of the Company |                            |                              |                                 | Non-controlling interests<br>HK\$'000 | Total<br>HK\$'000 |
|---|---|----------------------------|------------------------------|---------------------------------|---------------------------------------|-------------------|
|   | Share capital<br>HK\$'000                     | Other reserves<br>HK\$'000 | Retained profits<br>HK\$'000 | Shareholders' funds<br>HK\$'000 |                                       |                   |
| At 1 April 2018   | 418,138                                       | 1,329,947                  | 9,404,032                    | 11,152,117                      | 1,746,944                             | 12,899,061        |
| Adjustment on the adoption of HKFRS 9   | –   | (2,743)                    | 2,743                        | –                               | –                                     | –                 |
| Restated at 1 April 2018  | 418,138                                       | 1,327,204                  | 9,406,775                    | 11,152,117                      | 1,746,944                             | 12,899,061        |
| Profit for the year   | –   | –                          | 1,226,643                    | 1,226,643                       | 66,025                                | 1,292,668         |
| Other comprehensive income:   |   |                            |                              |                                 |                                       |                   |
| Net exchange differences  | –   | (104,637)                  | –                            | (104,637)                       | (72,561)                              | (177,198)         |
| Share of exchange reserve of a joint venture  | –   | (5,183)                    | –                            | (5,183)                         | (4,860)                               | (10,043)          |
| Change in fair value of financial assets at fair value through other comprehensive income | –   | (24,432)                   | –                            | (24,432)                        | (15,812)                              | (40,244)          |
| Total comprehensive (loss)/ income for the year   | –   | (134,252)                  | 1,226,643                    | 1,092,391                       | (27,208)                              | 1,065,183         |
| Transactions with owners:   |   |                            |                              |                                 |                                       |                   |
| 2018 final dividend paid  | –   | –                          | (83,628)                     | (83,628)                        | –                                     | (83,628)          |
| 2019 interim dividend paid  | –   | –                          | (58,539)                     | (58,539)                        | –                                     | (58,539)          |
| Dividends paid to non-controlling interests   | –   | –                          | –                            | –                               | (32,300)                              | (32,300)          |
| Increase of interest in a subsidiary  | –   | –                          | (189)                        | (189)                           | 189                                   | –                 |
| At 31 March 2019  | 418,138                                       | 1,192,952                  | 10,491,062                   | 12,102,152                      | 1,687,625                             | 13,789,777        |

# Consolidated Statement of Changes in Equity (continued)

For the year ended 31 March 2020

|   | Attributable to equity holders of the Company |                  |                  |                     | Non-controlling interests | Total             |
|---|---|------------------|------------------|---------------------|---------------------------|-------------------|
|   | Share capital                                 | Other reserves   | Retained profits | Shareholders' funds |                           |                   |
|   | HK\$'000                                      | HK\$'000         | HK\$'000         | HK\$'000            | HK\$'000                  | HK\$'000          |
| At 1 April 2019   | 418,138                                       | 1,192,952        | 10,491,062       | 12,102,152          | 1,687,625                 | 13,789,777        |
| Loss for the year   | –   | –                | (705,084)        | (705,084)           | (73,623)                  | (778,707)         |
| Other comprehensive income:   |   |                  |                  |                     |                           |                   |
| Net exchange differences  | –   | (145,350)        | –                | (145,350)           | (81,748)                  | (227,098)         |
| Share of exchange reserve of a joint venture  | –   | (8,018)          | –                | (8,018)             | (7,520)                   | (15,538)          |
| Change in fair value of financial assets at fair value through other comprehensive income | –   | (2,539)          | –                | (2,539)             | (1,639)                   | (4,178)           |
| Total comprehensive loss for the year   | –   | (155,907)        | (705,084)        | (860,991)           | (164,530)                 | (1,025,521)       |
| Transfer to statutory reserve   | –   | 570              | (570)            | –                   | –                         | –                 |
| Transactions with owners:   |   |                  |                  |                     |                           |                   |
| 2019 final dividend paid  | –   | –                | (108,716)        | (108,716)           | –                         | (108,716)         |
| 2020 interim dividend paid  | –   | –                | (25,088)         | (25,088)            | –                         | (25,088)          |
| Dividends paid to non-controlling interests   | –   | –                | –                | –                   | (18,457)                  | (18,457)          |
| Acquisition of subsidiaries (note 22)   | –   | –                | –                | –                   | (6,208)                   | (6,208)           |
| <b>At 31 March 2020</b>   | <b>418,138</b>                                | <b>1,037,615</b> | <b>9,651,604</b> | <b>11,107,357</b>   | <b>1,498,430</b>          | <b>12,605,787</b> |

The notes on pages 141 to 233 are an integral part of the consolidated financial statements.

# Notes to the Consolidated Financial Statements

For the year ended 31 March 2020

## 1. General information

Chuang's Consortium International Limited (the "Company") is a limited liability company incorporated in Bermuda and listed on the Main Board of The Stock Exchange of Hong Kong Limited (the "Stock Exchange"). The address of its registered office is Clarendon House, 2 Church Street, Hamilton HM 11, Bermuda and its principal place of business in Hong Kong is 25th Floor, Alexandra House, 18 Chater Road, Central.

The principal activities of the Company and its subsidiaries (collectively as the "Group") are property development, investment and trading, hotel operation and management, development and operation of cemetery, manufacturing, sales and trading of goods and merchandises, securities investment and trading and money lending business.

## 2. Summary of significant accounting policies

The significant accounting policies adopted for the preparation of the consolidated financial statements are set out below, which have been consistently applied to all the years presented, unless otherwise stated.

### (a) Basis of preparation

The consolidated financial statements have been prepared under the historical cost convention, as modified by the revaluation of investment properties, financial assets at fair value through other comprehensive income and financial assets at fair value through profit or loss at fair value, and in accordance with all applicable Hong Kong Financial Reporting Standards ("HKFRSs") issued by the Hong Kong Institute of Certified Public Accountants.

The preparation of the consolidated financial statements in conformity with HKFRSs requires the use of certain critical accounting estimates. It also requires management to exercise its judgment in the process of applying the accounting policies of the Group. The areas involving a higher degree of judgment or complexity, or areas where assumptions and estimates are significant to the consolidated financial statements, are disclosed in note 4.

# Notes to the Consolidated Financial Statements (continued)

For the year ended 31 March 2020

## 2. Summary of significant accounting policies (continued)

### (a) Basis of preparation (continued)

#### (i) Effect of adopting new standard, amendments to standards and new interpretation

For the financial year ended 31 March 2020, the Group adopted the following new standard, amendments to standards and new interpretation that are effective for the accounting periods beginning on or after 1 April 2019 and relevant to the operations of the Group:

|                     |   |
|---------------------|---|
| HKAS 19 (Amendment) | Employee Benefits – Plan Amendment, Curtailment or Settlement |
| HKAS 28 (Amendment) | Investments in Associates and Joint Ventures                  |
| HKFRS 9 (Amendment) | Prepayment Features with Negative Compensation                |
| HKFRS 16            | Leases  |
| HKFRSs (Amendments) | Annual Improvements to HKFRSs 2015–2017 Cycle                 |
| HK(IFRIC)-Int 23    | Uncertainty over Income Tax Treatments                        |

The impact of the adoption of HKFRS 16 is disclosed in note 2(a)(iii) below. The other amendments to standards and new interpretation did not have significant impact on the Group's results and financial position nor any substantial changes in the Group's accounting policies and presentation of the consolidated financial statements.

#### (ii) New standard and amendments to standards that are not yet effective

The following new standard and amendments to standards have been published which are relevant to the Group's operations and are mandatory for the Group's accounting periods beginning on or after 1 April 2020, but have not yet been early adopted by the Group:

|   |   |
|---|---|
| HKAS 1 and HKAS 8 (Amendments)                    | Definition of Material (effective from 1 January 2020)  |
| HKAS 39, HKFRS 7 and HKFRS 9 (Amendments)         | Hedge Accounting (effective from 1 January 2020)  |
| HKFRS 3 (Amendment)                               | Definition of a Business (effective from 1 January 2020)  |
| HKFRS 10 and HKAS 28 (Amendments)                 | Sale or Contribution of Assets between an Investor and its Associate or Joint Venture (no mandatory effective date) |
| HKFRS 16 (Amendment)                              | Covid-19 – Related Rent Concessions (effective from 1 June 2020)  |
| HKFRS 17  | Insurance Contracts (effective from 1 January 2021)   |
| Conceptual Framework for Financial Reporting 2018 | Revised Conceptual Framework for Financial Reporting (effective from 1 January 2020)                                |

The Group will adopt the above new standard and amendments to standards as and when they become effective. The Group has commenced a preliminary assessment of the likely impact of adopting the above new standard and amendments to standards, and expects the adoption will have no significant impact on the Group's results and financial position or any substantial changes in the Group's accounting policies and presentation of the consolidated financial statements. The Group will continue to assess the impact in more detail.

## 2. Summary of significant accounting policies (continued)

### (a) Basis of preparation (continued)

#### (iii) Changes in accounting policies

HKFRS 16 replaces HKAS 17 "Leases" and related interpretations where the distinction between operating and finance leases is removed for lessee accounting, and is replaced by a model where a right-of-use asset and a corresponding liability have to be recognized on the balance sheet for all leases by lessees. The standard does not significantly change the accounting of lessors.

The Group has adopted HKFRS 16 from 1 April 2019, but has not restated the comparatives for the prior years, as permitted under the specific transitional provisions in the standard. The reclassifications and adjustments arising from the new leasing rules are therefore recognized in the opening consolidated balance sheet on 1 April 2019 and summarized as follows:

|                                     | As at 1 April 2019               |                                     |                         |
|-------------------------------------|----------------------------------|-------------------------------------|-------------------------|
|                                     | As previously stated<br>HK\$'000 | Effects of the adoption<br>HK\$'000 | As restated<br>HK\$'000 |
| Right-of-use assets                 | –                                | 762,359                             | 762,359                 |
| Leasehold lands and land use rights | 709,627                          | (709,627)                           | –                       |
| Other non-current liabilities       | 36,726                           | 30,558                              | 67,284                  |
| Creditors and accruals              | 372,714                          | 22,174                              | 394,888                 |

From 1 April 2019, leases are recognized as a right-of-use asset and a corresponding liability at the date at which the leased asset is available for use by the Group.

On adoption of HKFRS 16, the Group recognized lease liabilities in relation to leases which had previously been classified as "operating leases" under the principles of HKAS 17 "Leases". These liabilities were measured at the present value of the remaining lease payments, discounted using the lessee's incremental borrowing rate as of 1 April 2019, and were included in "Other non-current liabilities" and "Creditors and accruals".

Lease payments include fixed payments less any lease incentives receivable. Each lease payment is allocated between the liability and finance cost. The finance cost is charged to the consolidated income statement over the lease period so as to produce a constant periodic rate of interest on the remaining balance of the liability for each period.



# Notes to the Consolidated Financial Statements (continued)

For the year ended 31 March 2020

## 2. Summary of significant accounting policies (continued)

### (a) Basis of preparation (continued)

#### (iii) Changes in accounting policies (continued)

As a result, the total obligations under the operating lease commitments of HK\$27,312,000 disclosed at 31 March 2019, adjusted by the effect of discounting, other commitments reassessed as leases and exclusion of short-term leases and low-value asset leases, amounted to lease liabilities of HK\$52,732,000 recognized on 1 April 2019. The amount was split into current and non-current portions of HK\$22,174,000 and HK\$30,558,000 respectively.

The associated right-of-use assets were measured at the amount equal to the initial measurement of lease liabilities on a present value basis, adjusted by the amount of any prepaid or accrued lease payments relating to that lease recognized in the consolidated balance sheet as at 31 March 2019. In addition, leasehold lands and land use rights were reclassified to right-of-use assets. Together with this reclassification, right-of-use assets of HK\$762,359,000 were recognized in the consolidated balance sheet as of 1 April 2019. The right-of-use assets are depreciated over the shorter of the asset's useful life and the lease term on a straight-line basis.

Payments associated with short-term leases and leases of low-value assets are recognized on a straight-line basis as lease expenses in the consolidated income statement.

Cash payments for the settlement of lease liabilities are reclassified from operating activities to financing activities according to HKFRS 16 in the consolidated cash flow statement. In applying HKFRS 16 for the first time, the Group has accounted for operating leases with a remaining lease term of less than 12 months as at 1 April 2019 as short-term leases as permitted under the practical expedients in the standard.

There is no material impact on the Group's profit or loss due to the adoption of this new accounting standard.

## 2. Summary of significant accounting policies (continued)

### (b) Consolidation

The consolidated financial statements include the financial statements of the Company and its subsidiaries made up to 31 March and include the share of post-acquisition results and reserves of its associated companies and joint ventures attributable to the Group.

Results attributable to subsidiaries, associated companies and joint ventures acquired or disposed of during the financial period are included in the consolidated income statement from the date of acquisition or up to the date of disposal as applicable.

The gain or loss on disposal of subsidiaries, associated companies or joint ventures is calculated by reference to the share of net assets at the date of disposal including the attributable amount of goodwill not yet written off.

### (c) Subsidiaries

A subsidiary is an entity (including a structured entity) over which the Group has control. The Group controls an entity when the Group is exposed to, or has rights to, variable returns from its involvement with the entity and has the ability to affect those returns through its power over the entity.

Subsidiaries are fully consolidated from the date on which control is transferred to the Group and are de-consolidated from the date that control ceases.

Intra-group transactions, balances and unrealized gains on transactions between group companies are eliminated. Unrealized losses are also eliminated unless the transaction provides evidence of an impairment of the transferred assets. When necessary, amounts reported by subsidiaries have been adjusted to conform with the Group's accounting policies.

# Notes to the Consolidated Financial Statements (continued)

For the year ended 31 March 2020

## 2. Summary of significant accounting policies (continued)

### (c) Subsidiaries (continued)

#### (i) Business combinations

The Group uses the acquisition method of accounting to account for business combinations. The consideration transferred for the acquisition of a subsidiary is the fair values of the assets transferred, the liabilities incurred to the former owners of the acquiree and the equity interests issued by the Group. The consideration transferred includes the fair value of any asset or liability resulting from a contingent consideration arrangement. Acquisition-related costs are expensed as incurred. Identifiable assets acquired and liabilities and contingent liabilities assumed in a business combination are measured initially at their fair values at the acquisition date. The Group recognizes any non-controlling interest in the acquiree on an acquisition-by-acquisition basis. Non-controlling interests in the acquiree that are present ownership interests and entitle their holders to a proportionate share of the entity's net assets in the event of liquidation are measured at either fair value or the present ownership interests' proportionate share in the recognized amounts of the acquiree's identifiable net assets. All other components of non-controlling interests are measured at their acquisition date fair values, unless another measurement basis is required by HKFRS.

If the business combination is achieved in stages, the acquisition-date carrying value of the acquirer's previously held equity interest in the acquiree is re-measured to fair value at the acquisition date; any gains or losses arising from such remeasurement are recognized in the consolidated income statement.

Any contingent consideration to be transferred by the Group is recognized at fair value at the acquisition date. Subsequent changes to the fair value of the contingent consideration that is deemed to be an asset or liability is recognized in accordance with HKFRS 9 either in the consolidated income statement or as a change to other comprehensive income. Contingent consideration that is classified as equity is not remeasured, and its subsequent settlement is accounted for within equity.

The excess of the consideration transferred, the amount of any non-controlling interest in the acquiree and the acquisition-date fair value of any previous equity interest in the acquiree over the fair value of the identifiable net assets acquired is recorded as goodwill. If the total of consideration transferred, non-controlling interest recognized and previously held interest measured is less than the fair value of the net assets of the subsidiary acquired in the case of a bargain purchase, the difference (negative goodwill) is recognized directly in the consolidated income statement.

## 2. Summary of significant accounting policies (continued)

### (c) Subsidiaries (continued)

#### (ii) Disposal of subsidiaries

When the Group ceases to have control, any retained interest in the subsidiary is remeasured to its fair value at the date when control is lost, with the change in carrying amount recognized in the consolidated income statement. The fair value is the initial carrying amount for the purpose of subsequently accounting for the retained interest as an associated company, a joint venture or a financial asset. In addition, any amounts previously recognized in other comprehensive income in respect of that subsidiary are accounted for as if the Group had directly disposed of the related assets or liabilities. This means that amounts previously recognized in other comprehensive income are reclassified to the consolidated income statement or transferred to another category of equity as specified/permitted by applicable HKFRSs.

#### (iii) Separate financial statements

In the balance sheet of the Company, investments in subsidiaries are carried at cost less impairment losses. The results of subsidiaries are accounted for by the Company on the basis of dividend received and receivable.

Impairment testing of the investments in subsidiaries is required upon receiving a dividend from these investments if the dividend exceeds the total comprehensive income of the subsidiary in the period the dividend is declared or if the carrying amount of the investment in the separate financial statements exceeds the carrying amount in the consolidated financial statements of the investee's net assets including goodwill.

### (d) Changes in ownership interests in subsidiaries without change of control

Transactions with non-controlling interests that do not result in a loss of control are accounted for as equity transactions – that is, as transactions with the owners of the subsidiary in their capacity as owners. The difference between the fair value of any consideration paid and the relevant share acquired of the carrying value of net assets of the subsidiary is recorded in equity. Gains or losses on disposals to non-controlling interests are also recorded in equity.

# Notes to the Consolidated Financial Statements (continued)

For the year ended 31 March 2020

## 2. Summary of significant accounting policies (continued)

### (e) Associated companies

An associated company is an entity over which the Group has significant influence but not control, generally accompanying a shareholding of between 20% and 50% of the voting rights.

Investments in associated companies are accounted for under the equity method of accounting. Under the equity method, the investments are initially recognized at cost, and the carrying amount is increased or decreased to recognize the investor's share of the profit or loss of the investee after the date of acquisition. The Group's investments in associated companies include goodwill identified on acquisition. Upon the acquisition of the ownership interest in an associated company, any difference between the cost of the associated company and the Group's share of the net fair value of the associated company's identifiable assets and liabilities is accounted for as goodwill.

If the ownership interest in an associated company is reduced but significant influence is retained, only a proportionate share of the amounts previously recognized in other comprehensive income are reclassified to the consolidated income statement where appropriate.

The share of post-acquisition profits or losses of associated companies attributable to the Group is recognized in the consolidated income statement, and the share of post-acquisition movements in other comprehensive income is recognized in other comprehensive income. The cumulative post-acquisition movements are adjusted against the carrying amount of the investment. When the share of losses of the Group in an associated company equals or exceeds its interest in the associated company (which includes any long-term interests that, in substance, form part of the Group's net investment in the associated company), the Group does not recognize further losses, unless it has incurred legal or constructive obligations or made payments on behalf of the associated company.

The Group determines at each balance sheet date whether there is any objective evidence that the investment in associated company is impaired. If this is the case, the Group calculates the amount of impairment as the difference between the recoverable amount of the associated company and its carrying value and recognizes the amount adjacent to "share of results of associated companies" in the consolidated income statement.

Unrealized gains on transactions between the Group and its associated companies are eliminated to the extent of the interest in the associated companies held by the Group. Unrealized losses are also eliminated unless the transaction provides evidence of an impairment of the asset transferred. Accounting policies of associated companies have been changed where necessary to ensure consistency with the accounting policies adopted by the Group. Dilution gains and losses arising from investments in associated companies are recognized in the consolidated income statement.

## 2. Summary of significant accounting policies (continued)

### (f) Joint arrangements

Investments in joint arrangements are classified as either joint operations or joint ventures depending on the contractual rights and obligations of each investor, rather than the legal structures of the joint arrangements. The Group has assessed the nature of its joint arrangements and applied HKFRS 11 in preparing the consolidated financial statements.

#### **Joint operation**

A joint arrangement which does not involve the establishment of a separate entity but involves the joint control and ownership by the Group and other parties of assets contributed to, or acquired for the purpose of, the joint arrangement is accounted for as a joint operation. The Group's share of joint operation and any liabilities incurred jointly with other joint operation partners are recognized and classified according to the nature of the relevant items. Income from the sale or use of the Group's share of the output of joint operation is recognized when it is probable that the economic benefits associated with the transaction will flow to the Group, while the Group's share of expenses in respect of joint operation is recognized as incurred.

#### **Joint venture**

Under the equity method of accounting, interests in joint ventures are initially recognized at cost and adjusted thereafter to recognize the Group's share of the post-acquisition profits or losses and movements in other comprehensive income. The Group's investments in joint ventures include goodwill identified on acquisition. Upon the acquisition of the ownership interest in a joint venture, any difference between the cost of the joint venture and the Group's share of the net fair value of the joint venture's identifiable assets and liabilities is accounted for as goodwill. When the Group's share of losses in a joint venture equals or exceeds its interest in the joint venture (which includes any long-term interests that, in substance, form part of the Group's net investment in the joint venture), the Group does not recognize further losses, unless it has incurred obligation or made payments on behalf of the joint venture.

Unrealized gains on transactions between the Group and its joint venture are eliminated to the extent of the interest in the joint venture held by the Group. Unrealized losses are also eliminated unless the transaction provides evidence of an impairment of the asset transferred. Accounting policies of joint venture have been changed where necessary to ensure consistency with the accounting policies adopted by the Group.

# Notes to the Consolidated Financial Statements (continued)

For the year ended 31 March 2020

## 2. Summary of significant accounting policies (continued)

### (g) Goodwill

Goodwill represents the excess of the cost of an acquisition over the fair value of the share of the net identifiable assets of the acquired subsidiaries, associated companies or joint ventures attributable to the Group at the effective date of acquisition, and in respect of an increase in holding in a subsidiary, it is regarded as a transaction with non-controlling interest. The cost of an acquisition is measured at the fair value of the assets given, equity instruments issued and liabilities incurred or assumed at the date of exchange.

Goodwill on acquisitions of subsidiaries is included in intangible assets while goodwill on acquisitions of associated companies or joint ventures is included in investments in associated companies or joint ventures respectively. If the cost of acquisition is less than the fair value of the net assets acquired, the difference is recognized directly in the consolidated income statement.

Goodwill is tested for impairment at least annually and whenever there is an indication for impairment, and is carried at cost less accumulated impairment losses. Impairment losses on goodwill are not reversed. Goodwill is allocated to cash-generating units for the purpose of impairment testing. The allocation is made to those cash-generating units or groups of cash-generating units that are expected to benefit from the business combination in which the goodwill arose has been identified according to operating segment.

Impairment testing of the investments in subsidiaries, associated companies and joint ventures is required upon receiving dividends from these investments if the dividend exceeds the total comprehensive income of the subsidiaries, associated companies and joint ventures in the period the dividend is declared or if the carrying amounts of the investments in the separate financial statements exceeds the carrying amounts in the consolidated financial statements of the investee's net assets including goodwill.

### (h) Property, plant and equipment

Property, plant and equipment are stated at historical cost less accumulated depreciation and impairment losses. Historical cost includes expenditure that is directly attributable to the acquisition of the assets. Subsequent costs are included in the carrying amount of the asset or recognized as a separate asset, as appropriate, only when it is probable that future economic benefits associated with the asset will flow to the Group and the cost of the asset can be measured reliably. The carrying amount of the replaced part is derecognized. All other repairs and maintenance costs are expensed in the consolidated income statement during the financial period in which they are incurred.

# Notes to the Consolidated Financial Statements (continued)

For the year ended 31 March 2020

## 2. Summary of significant accounting policies (continued)

### (h) Property, plant and equipment (continued)

Depreciation of property, plant and equipment is calculated using the straight-line method to allocate their costs to their residual values over their estimated useful lives at the following annual rates:

|                        |               |
|------------------------|---------------|
| Buildings              | 2% to 5%      |
| Plant and machinery    | 6.7% to 33.3% |
| Furniture and fixtures | 10% to 66.7%  |
| Other assets           | 10% to 33.3%  |

The residual values and useful lives of the assets are reviewed, and adjusted if appropriate, at each balance sheet date. Where the estimated recoverable amounts have declined below their carrying amounts, the carrying amounts are written down to their estimated recoverable amounts.

Gain or loss on disposal is determined as the difference between the net sales proceeds and the carrying amount of the relevant assets, and is recognized in the consolidated income statement.

### (i) Investment properties

Properties that are held for long-term rental yields or for capital appreciation or both, and that are not occupied by the Group, are classified as investment properties. Investment properties also include properties that are being constructed or developed for future use as investment properties.

Until 31 March 2019, investment properties comprised land held under operating leases and buildings held under finance leases. Land held under operating leases was classified and accounted for as investment properties when the rest of the definition of investment properties was met. The operating lease was accounted for as if it were a finance lease.

From 1 April 2019, all leases that meet the definition of investment properties are classified as investment properties and measured at fair value.

Investment property is measured initially at its cost, including related transaction costs and borrowing costs. Borrowing costs incurred for the purpose of acquiring, constructing or producing a qualifying investment property are capitalized as part of its cost. Borrowing costs are capitalized while acquisition or construction is actively underway and will be ceased once the asset is substantially completed, or suspended if the development of the asset is suspended.

Investment property that is obtained through a lease is measured initially at the lease liability amount adjusted for any lease payments made at or before the commencement date (less any lease incentives received), and any initial direct costs incurred by the Group.



# Notes to the Consolidated Financial Statements (continued)

For the year ended 31 March 2020

## 2. Summary of significant accounting policies (continued)

### (i) Investment properties (continued)

After initial recognition, investment property is carried at fair value. Fair value is based on valuations carried out by professional valuers who hold recognized and relevant professional qualifications and have recent experience in the location and category of the investment property being valued. These valuations form the basis of the carrying amounts in the consolidated financial statements. Investment property that is being redeveloped for continuing use as investment property or for which the market has become less active continues to be measured at fair value.

Fair value measurement on property under construction is only applied if the fair value is considered to be reliably measurable.

It may sometimes be difficult to determine reliably the fair value of the investment property under construction. In order to evaluate whether the fair value of an investment property under construction can be determined reliably, management considers the following factors, among others:

- The provisions of the construction contract
- The stage of completion
- Whether the project/property is standard (typical for the market) or non-standard
- The level of reliability of cash inflows after completion
- The development risk specific to the property
- Past experience with similar constructions
- Status of construction permits

The fair value of investment property reflects, among other things, rental income from current leases and assumptions about rental income from future leases in the light of current market conditions. The fair value also reflects, on a similar basis, any cash outflows that could be expected in respect of the property. Some of those outflows are recognized as liabilities, including lease liabilities in respect of right-of-use assets classified as investment property; others, including contingent rent payments, are not recognized in the consolidated financial statements. The fair value of investment property also reflects the market values of comparable properties which have been recently transacted, adjusted for any qualitative differences that may affect the price such as location, floor area, quality and the finishes of the building and other related factors.

Subsequent expenditure is capitalized to the carrying amount of the property only when it is probable that future economic benefits associated with the property will flow to the Group and the cost can be measured reliably. All other repairs and maintenance costs are expensed in the consolidated income statement during the financial period in which they are incurred.

## 2. Summary of significant accounting policies (continued)

### (i) Investment properties (continued)

Changes in fair values of investment properties are recognized in the consolidated income statement. Investment property is derecognized either when it has been disposed of or when the investment property is permanently withdrawn from use and no future economic benefit is expected from its disposal.

Investment properties under construction have been valued at the balance sheet date. All fair value gains or losses are recognized in the consolidated income statement as fair value gains or losses.

If an investment property becomes owner-occupied, it is reclassified as property, plant and equipment. Its fair value at the date of reclassification becomes its cost for subsequent accounting purposes.

Where an investment property undergoes a change in use, evidenced by commencement of development with a view to sale, the property is transferred to inventories. A property's deemed cost for subsequent accounting as inventories is its fair value at the date of change in use.

If an owner-occupied property becomes an investment property because its use has changed, any difference resulting from the carrying amount and the fair value of this property at the date of transfer is recognized in other comprehensive income as revaluation reserve of property, plant and equipment. However, if the fair value gives rise to a reversal of a previous impairment, this amount is recognized in the consolidated income statement. This revaluation reserve shall remain and be transferred to retained profits upon disposal of this property.

If a property for/under development or a property for sale becomes an investment property when there is a change in use, any difference resulting from the fair value of the property at that date and its previous carrying amount is recognized in the consolidated income statement.

The investment properties are classified under non-current assets except for those properties which are expected to be disposed of within one year and are classified under current assets. Investment properties are reclassified as assets of disposal group held for sale when their carrying amount is to be recovered principally through a sale transaction and a sale is considered highly probable.

# Notes to the Consolidated Financial Statements (continued)

For the year ended 31 March 2020

## 2. Summary of significant accounting policies (continued)

### (j) Leasehold lands and land use rights

Until 31 March 2019, leasehold lands and land use rights represented non-refundable rental payments for lease of land. The up-front prepayments made for leasehold lands and land use rights were amortized on a straight-line basis over the period of the lease or where there was impairment, the impairment was expensed in the consolidated income statement. The amortization of the leasehold lands and land use rights was capitalized under the relevant assets when the properties on the lands were under construction. In all other cases, the amortization was recognized in the consolidated income statement. No amortization was provided for the leasehold lands and land use rights recorded under properties for sale. For accounting policies of leasehold lands and land use rights applied since 1 April 2019, please refer to note 2(y).

### (k) Cemetery assets

Cost of cemetery assets comprises the right-of-use assets and costs of development expenditures incurred for the grave plots and niches for cremation urns. Cemetery assets are classified as current assets unless the construction period of the relevant grave plots or niches for cremation urns is expected to complete beyond the normal operating cycle.

Grave plots and niches for cremation urns are stated at the lower of cost and net realizable value. Net realizable value represents the estimated selling price for cemetery assets less all estimated costs of completion and costs necessary to make the sale.

### (l) Properties for/under development

Properties for/under development are stated at the lower of cost and net realizable value. Costs include right-of-use assets, development and construction expenditures incurred and any borrowing costs capitalized and other direct costs attributable to the development. Net realizable value is determined on the basis of anticipated sales proceeds less estimated selling expenses and costs to complete.

Properties for/under development are classified as properties for sale under current assets unless the construction period of the relevant development project is expected to complete beyond the normal operating cycle.

## 2. Summary of significant accounting policies (continued)

### (m) Properties for sale

Properties for sale which include properties under development (note 2(l)) and completed properties are classified under current assets and comprise right-of-use assets, development and construction expenditures, any borrowing costs capitalized and other direct costs attributable to the development. Properties for sale are carried at the lower of cost and net realizable value. Net realizable value is determined on the basis of anticipated sales proceeds less estimated selling expenses and costs to complete.

### (n) Financial assets

#### (i) Classification

The Group classifies its financial assets in the measurement categories of those to be measured subsequently at fair value (either through other comprehensive income ("OCI") or through profit or loss) and those to be measured at amortized cost.

The classification depends on the Group's business model for managing the financial assets and the contractual terms of the cash flows.

For assets measured at fair value, gains and losses will either be recorded in OCI or profit or loss. For investments in equity instruments that are not held for trading, this will depend on whether the Group has made an irrevocable election at the time of initial recognition to account for the equity investment at fair value through other comprehensive income ("FVOCI").

The Group reclassifies debt investments when and only when its business model for managing those assets changes.

#### (ii) Recognition and derecognition

Regular purchases and sales of financial assets are recognized on trade-date, the date on which the Group commits to purchase or sell the asset. Financial assets are derecognized when the rights to receive cash flows from the financial assets have expired or have been transferred and the Group has transferred substantially all the risks and rewards of ownership.

# Notes to the Consolidated Financial Statements (continued)

For the year ended 31 March 2020

## 2. Summary of significant accounting policies (continued)

### (n) Financial assets (continued)

#### (iii) Measurement

At initial recognition, the Group measures a financial asset at its fair value plus, in the case of a financial asset not at fair value through profit or loss ("FVPL"), transaction costs that are directly attributable to the acquisition of the financial asset. Transaction costs of financial assets carried at FVPL are expensed in consolidated income statement.

Financial assets with embedded derivatives are considered in their entirety when determining whether their cash flows are solely payment of principal and interest.

#### *Debt instruments*

Subsequent measurement of debt instruments depends on the Group's business model for managing the asset and the cash flow characteristics of the asset. There are three measurement categories into which the Group classifies its debt instruments:

- **Amortized cost:** Assets that are held for collection of contractual cash flows where those cash flows represent solely payments of principal and interest are measured at amortized cost. Interest income from these financial assets is included in the consolidated income statement using the effective interest rate method. Any gain or loss arising on derecognition is recognized directly in consolidated income statement and presented in other income and net gains/losses together with foreign exchange gains and losses. Impairment losses, if material, are presented as separate line item in the consolidated income statement.
- **FVOCI:** Assets that are held for collection of contractual cash flows and for selling the financial assets, where the assets' cash flows represent solely payments of principal and interest, are measured at FVOCI. Movements in the carrying amount are taken through OCI, except for the recognition of impairment gains or losses, interest income and foreign exchange gains and losses which are recognized in consolidated income statement. When the financial asset is derecognized, the cumulative gain or loss previously recognized in OCI is reclassified from equity to profit or loss and recognized in other income and net gains/losses. Interest income from these financial assets is included in other income and net gains/losses using the effective interest rate method. Foreign exchange gains and losses are presented in other income and net gains/losses and impairment losses, if material, are presented as separate line item in the consolidated income statement.
- **FVPL:** Assets that do not meet the criteria for amortized cost or FVOCI are measured at FVPL. A gain or loss on a debt investment that is subsequently measured at FVPL is recognized in consolidated income statement.

## 2. Summary of significant accounting policies (continued)

### (n) Financial assets (continued)

#### (iii) Measurement (continued)

##### *Equity instruments*

The Group subsequently measures all equity investments at fair value. Where the Group's management has elected to present fair value gains and losses on equity investments in OCI, there is no subsequent reclassification of fair value gains and losses to profit or loss following the derecognition of the investment. Dividends from such investments continue to be recognized in consolidated income statement when the Group's right to receive payments is established.

### (o) Impairment of financial assets

The Group assesses on a forward looking basis the expected credit losses ("ECL") associated with its debt instruments carried at amortized cost and FVOCI. The impairment methodology applied depends on whether there has been a significant increase in credit risk.

For trade debtors, the Group applies the simplified approach permitted by HKFRS 9, which requires expected lifetime losses to be recognized from initial recognition of the receivables.

The Group's other financial assets carried at amortized cost include loans and receivables, other receivables, amounts due from associated companies and joint ventures. The impairment loss of other financial assets carried at amortized cost is measured based on twelve months expected credit loss. The twelve months expected credit loss is the portion of lifetime expected credit loss that results from default events on a financial instrument that are possible within twelve months after the reporting date. However, when there has been a significant increase in credit risk since origination, the allowance will be based on the lifetime expected credit loss.

### (p) Offsetting financial instruments

Financial assets and liabilities are offset and the net amount is reported in the balance sheet when there is a legally enforceable right to offset the recognized amounts and there is an intention to settle on a net basis or realize the asset and settle the liability simultaneously. The legally enforceable right must not be contingent on future events and must be enforceable in the normal course of business and in the event of default, insolvency or bankruptcy of the company or the counterparty.

### (q) Inventories

Inventories, which mainly comprise home finishing products, merchandises and hotel consumables, are stated at the lower of cost and net realizable value. Cost is calculated on the first-in first-out basis or specific identification basis. The cost of finished goods comprises raw materials, direct labour, other direct costs and related production overheads (based on normal operating capacity). Net realizable value is the estimated selling price in the ordinary course of business less applicable variable selling expenses.

# Notes to the Consolidated Financial Statements (continued)

For the year ended 31 March 2020

## 2. Summary of significant accounting policies (continued)

### (r) Trade and other debtors

Trade and other debtors are amounts due from customers for properties and goods and merchandises sold or services performed in the ordinary course of business. If collection of trade and other debtors is expected within one year or less (or in the normal operating cycle of the business if longer), they are classified as current assets. If not, they are presented as non-current assets.

Trade and other debtors are recognized initially at the amount of consideration that is unconditional and subsequently measured at amortized cost using the effective interest method, less provision for impairment, as the Group holds the trade and other debtors with the objective to collect the contractual cash flows and those cash flows represent solely payments of principal and interest. The Group's impairment policies are set out in note 2(o). The carrying amount of trade and other debtors is reduced through the use of an allowance account and the amount of the provision is recognized in the consolidated income statement within administrative and other operating expenses. When a debtor is uncollectible, it is written off against the allowance account for trade and other debtors. Subsequent recoveries of amounts previously written off are credited in the consolidated income statement.

### (s) Impairment of non-financial assets

Assets are reviewed for impairment whenever events or changes in circumstances indicate that the carrying amount may not be recoverable. An impairment loss is recognized for the amount by which the carrying amount of the asset exceeds its recoverable amount, which is the higher of the fair value of an asset less costs to sell and value-in-use. For the purpose of assessing impairment, assets are grouped at the lowest levels for which there are separately identifiable cash flows (cash-generating units). Assets other than goodwill that suffered an impairment are reviewed for possible reversal of the impairment at each balance sheet date.

### (t) Creditors and accruals

Creditors and accruals are obligations to pay for goods or merchandises or services that have been acquired in the ordinary course of business from suppliers. Creditors and accruals are classified as current liabilities if payment is due within one year or less (or in the normal operating cycle of the business if longer). If not, they are presented as non-current liabilities.

Creditors and accruals are recognized initially at fair value and subsequently measured at amortized cost using the effective interest method.

## 2. Summary of significant accounting policies (continued)

### (u) Provisions

Provisions are recognized when there is a present legal or constructive obligation as a result of past events, and it is probable that an outflow of resources will be required to settle the obligation, and a reliable estimate of the amount can be made. Where a provision is expected to be reimbursed, the reimbursement is recognized as a separate asset but only when the reimbursement is virtually certain. Restructuring provisions comprise lease termination penalties and employee termination payments. Provisions are not recognized for future operating losses.

Where there are a number of similar obligations, the likelihood that an outflow will be required in settlement is determined by considering the class of obligations as a whole. A provision is recognized even if the likelihood of an outflow with respect to any one item included in the same class of obligations may be small.

Provisions are measured at the present value of the expenditures expected to be required to settle the obligation using a pre-tax rate that reflects current market assessments of the time value of money and the risks specific to the obligation. The increase in the provision due to passage of time is recognized as interest expense.

### (v) Share capital

Ordinary shares are classified as equity.

Incremental costs directly attributable to the issue of new shares or options are shown in equity as a deduction, net of tax, from the proceeds.

Where any group company purchases the Company's equity share capital, the consideration paid, including any directly attributable incremental costs (net of income taxes) is deducted from equity attributable to owners of the Company. Where such ordinary shares are subsequently reissued, any consideration received, net of any directly attributable incremental transaction costs and the related income tax effects, is included in equity attributable to owners of the Company.



# Notes to the Consolidated Financial Statements (continued)

For the year ended 31 March 2020

## 2. Summary of significant accounting policies (continued)

### (w) Borrowings

Borrowings are recognized initially at fair value, net of transaction costs incurred. Transaction costs are incremental costs that are directly attributable to the acquisition, issue or disposal of a financial liability, including fees and commissions to agents, advisers, brokers and dealers, levies by regulatory agencies and securities exchanges, and transfer taxes and duties. Borrowings are subsequently stated at amortized cost; any difference between the proceeds, net of transaction costs, and the redemption value is recognized in the consolidated income statement over the period of the borrowings using the effective interest method.

Fees paid on the establishment of loan facilities are recognized as transaction costs of the loan to the extent that it is probable that some or all of the facilities will be drawn down. In this case, the fee is deferred until the drawdown occurs. To the extent there is no evidence that it is probable that some or all of the facilities will be drawn down, the fee is capitalized as a prepayment for liquidity services and amortized over the period of the facility to which it relates.

Borrowings are classified as current liabilities unless the Group has an unconditional right to defer settlement of the liability for at least twelve months after the balance sheet date.

### (x) Current and deferred taxation

The tax expenses for the year comprise current and deferred taxes. Tax is recognized in the consolidated income statement, except to the extent that it relates to items recognized in other comprehensive income or directly in equity. In this case, the tax is also recognized in other comprehensive income or directly in equity respectively.

The current income tax charge is calculated on the basis of the tax laws enacted or substantively enacted at the balance sheet date in the countries where the Group, its associated companies and joint ventures operate and generate taxable income. Management periodically evaluates positions taken in tax returns with respect to situations in which applicable tax regulation is subject to interpretation. It establishes provisions where appropriate on the basis of amounts expected to be payable to the tax authorities.

Deferred taxation is recognized, using the liability method, on temporary differences arising between the tax bases of assets and liabilities and their carrying amounts in the consolidated financial statements. However, deferred taxation liabilities are not recognized if they arise from the initial recognition of goodwill, the deferred taxation is not accounted for if it arises from initial recognition of an asset or liability in a transaction other than a business combination that at the time of the transaction affects neither accounting nor taxable profit or loss. Deferred tax is determined using tax rates and laws that have been enacted or substantively enacted at the balance sheet date and are expected to apply when the related deferred income tax asset is realized or the deferred income tax liability is settled.

## 2. Summary of significant accounting policies (continued)

### (x) Current and deferred taxation (continued)

Deferred taxation assets are recognized to the extent that it is probable that future taxable profit will be available against which the temporary differences can be utilized.

Deferred taxation liabilities are provided on taxable temporary differences arising from investments in subsidiaries, associated companies and joint arrangements, except for deferred taxation liability where the timing of the reversal of the temporary difference is controlled by the Group and it is probable that the temporary difference will not reverse in the foreseeable future.

Deferred taxation assets are recognized on deductible temporary differences arising from investments in subsidiaries, associated companies and joint arrangements only to the extent that it is probable the temporary difference will reverse in the future and there is sufficient taxable profit available against which the temporary difference can be utilized.

Deferred taxation assets and liabilities are offset when there is a legally enforceable right to offset current tax assets against current tax liabilities and when the deferred taxation assets and liabilities relate to income taxes levied by the same taxation authority on either the taxable entity or different taxable entities where there is an intention to settle the balances on a net basis.

### (y) Leases

As explained in note 2(a)(iii) above, the Group has changed its accounting policy for leases where the Group is the lessee. The new policy and the impact of the change are described below and in note 2(a)(iii) respectively.

Until 31 March 2019, leases in which a significant portion of the risks and rewards of ownership were retained by the lessor were classified as operating leases. Payments made under operating leases (net of any incentives received from the lessor) were charged to the consolidated income statement on a straight-line basis over the period of the lease. When assets were leased out by the Group under an operating lease, the assets were included in the consolidated balance sheet based on the nature of the assets. Lease income from operating lease was recognized over the term of the lease on a straight-line basis.

From 1 April 2019, leases are recognized as a right-of-use asset and a corresponding liability at the date at which the leased asset is available for use by the Group.

Assets and liabilities arising from a lease are initially measured on a present value basis. Lease liabilities include the net present value of fixed payments (including in-substance fixed payments), less any lease incentives receivables.

The lease payments are discounted using the lessee's incremental borrowing rate.

# Notes to the Consolidated Financial Statements (continued)

For the year ended 31 March 2020

## 2. Summary of significant accounting policies (continued)

### (y) Leases (continued)

Lease payments are allocated between the principal and finance cost. The finance cost is charged to the consolidated income statement over the lease period so as to produce a constant period rate of interest on the remaining balance of the liability for each period.

Right-of-use assets are measured at cost comprising the following:

- the amount of the initial measurement of lease liability, and
- any lease payments made at or before the commencement date less any lease incentives received.

Right-of-use assets are generally depreciated over the shorter of the asset's useful life and the lease term on a straight-line basis.

When the right-of-use assets meet the definition of investment properties, they are presented in investment properties, and are initially measured at cost and subsequently measured at fair value, in accordance with the Group's accounting policy.

The Group also has interests in leasehold lands and land use rights for use in its operations. Lump sum payments were made upfront to acquire these land interests from their previous registered owners or governments in the jurisdictions where the land is located. There are no ongoing payments to be made under the term of the land leases, other than insignificant lease renewal costs or payments based on rateable value set by the relevant government authorities. These payments are stated at cost and are amortized over the term of the lease which includes the renewal period if the lease can be renewed by the Group without significant cost.

Payments associated with short-term leases are recognized on a straight-line basis as an expense in the consolidated income statement. Short-term leases are leases with a lease term of twelve months or less.

Lease liabilities are classified as non-current liabilities unless payments are made within twelve months from the end of the reporting period.

Rental income from operating leases where the Group is a lessor is recognized as income on a straight-line basis over the lease term (note 2(z)). Initial direct costs incurred in obtaining an operating lease are added to the carrying amount of the underlying asset and recognized as expense over the lease term on the same basis as rental income. The respective leased assets are included in the consolidated balance sheet based on their nature. The Group did not need to make any adjustments to the accounting for assets held as lessor as a result of adopting the new leasing standard.

## 2. Summary of significant accounting policies (continued)

### (z) Revenue and income recognition

Revenue comprises the fair value of the consideration received or receivable for goods supplied, and is shown, net of value-added taxes, returns, rebates and discounts, allowances for credit and other revenue reducing factors.

Revenue is recognized when it is probable that future economic benefits will flow to the Group and specific criteria for each of the Group's activities as described below have been met. Estimates are based on historical results, taking into consideration the type of customers, the type of transactions and the specifics of each arrangement.

- (i) Revenue from sales of properties is recognized when or as the control of the asset is transferred to the customer. Depending on the terms of the contract and laws that apply to the contract, control of the properties under development may transfer over time or at a point in time. If properties have no alternative use to the Group contractually and the Group has an enforceable right to payment from the customers for performance completed to date, the Group satisfies the performance obligation over time and therefore, recognizes revenue over time in accordance with the input method for measuring progress. Otherwise, revenue is recognized at a point in time when the customer obtains control of the completed property.

For property development and sales contract for which the control of the property is transferred at a point in time, revenue is recognized when the customer obtains the physical possession or the legal title of the completed property and the Group has present right to payment and the collection of the consideration is probable.

In determining the transaction price, the Group adjusts the promised amount of consideration for the effect of a financing component if it is significant.

Contract acquisition costs incurred to obtain contracts are capitalized and amortized when the related revenue is recognized.

- (ii) Rental income, net of incentives given to lessees, is recognized on a straight-line basis over the period of the respective leases.
- (iii) Income from hotel operation and management is recognized when the services are rendered.
- (iv) Sales of cemetery assets are recognized when the control of the asset is transferred to the customer, which are when the customer obtains the physical possession or the legal title of the relevant cemetery assets and the Group has present right to payment and the collection of the consideration is probable.

# Notes to the Consolidated Financial Statements (continued)

For the year ended 31 March 2020

## 2. Summary of significant accounting policies (continued)

### (z) Revenue and income recognition (continued)

- (v) Sales of goods and merchandises are recognized when the control of the asset is transferred to the customer, which generally coincide with the time when goods and merchandises are delivered to the customers and legal title has been passed.
- (vi) Gain or loss from securities investment and trading is recognized on the transaction date when the relevant sale and purchase contracts are entered into.
- (vii) Service and management fees are recognized when the services are rendered.
- (viii) Interest income is recognized on a time proportion basis, using the effective interest method, taking into account the principal amounts outstanding and the interest rates applicable.
- (ix) Dividend income is recognized when the right to receive payment is established.

### (aa) Borrowing costs

Interest and related costs on borrowings attributable to the construction or acquisition of an asset that necessarily takes a substantial period of time to complete and prepare for its intended use or sale are capitalized as part of the cost of their assets. All other borrowing costs are charged to the consolidated income statement in the financial period in which they are incurred.

Investment income earned on the temporary investment of specific borrowings pending their expenditure on qualifying assets is deducted from the borrowing costs eligible for capitalization.

### (ab) Employee benefits

Contributions to defined contribution retirement schemes such as the Mandatory Provident Fund Scheme in Hong Kong and the respective government employee retirement benefit schemes in the People's Republic of China (the "PRC") and other countries are charged to the consolidated income statement in the financial period to which the contributions relate. The Group has no further payment obligations once the contributions have been paid. Prepaid contributions are recognized as an asset to the extent that a cash refund or a reduction in the future payments is available.

Employee entitlements to annual leaves are recognized when they accrue to employees. A provision is made for the estimated liability for annual leave as a result of services rendered by employees up to the balance sheet date. Employee entitlements to sick and maternity leaves are not recognized until the time of leaves.

Provisions for bonus entitlements are recognized when the Group has a present legal or constructive obligation as a result of services rendered by employees and a reliable estimate of the obligation can be made. Such bonuses are payable within twelve months from the balance sheet date.

## 2. Summary of significant accounting policies (continued)

### (ac) Cash and cash equivalents

Cash and cash equivalents comprise cash and bank balances, deposits with banks and financial institutions with maturity within three months from the date of placement.

### (ad) Translation of foreign currencies

Transactions included in the financial statements of each of the entities of the Group are measured using the currency of the primary economic environment in which the entity operates (the "functional currency"). The consolidated financial statements are presented in Hong Kong dollar, which is the functional and presentation currency of the Company.

Foreign currency transactions are translated into the functional currency using the exchange rates prevailing at the dates of the transactions. Foreign exchange gains and losses resulting from the settlement of such transactions and from the translation of monetary assets and liabilities denominated in foreign currencies at the exchange rates ruling at the balance sheet date are recognized in the consolidated income statement.

The results and financial position of all the entities in the Group that have a functional currency different from the presentation currency are translated into the presentation currency as follows:

- (i) assets and liabilities for each balance sheet presented are translated at the rate of exchange ruling at the date of that balance sheet;
- (ii) income and expenses for each income statement are translated at average exchange rates unless this average is not a reasonable approximation of the cumulative effect of the rates prevailing on the transaction dates, in which case income and expenses are translated at the dates of the transactions; and
- (iii) all resulting exchange differences are recognized in other comprehensive income.

Goodwill and fair value adjustments arising on the acquisition of a foreign entity are treated as assets and liabilities of the foreign entity and translated at the rate of exchange ruling at the balance sheet date. Exchange differences arising are recognized in other comprehensive income.

On the disposal of a foreign operation (that is, a disposal of the Group's entire interest in a foreign operation, or a disposal involving loss of control over a subsidiary that includes a foreign operation), all of the exchange differences accumulated in equity in respect of that operation attributable to the equity holders of the Company are reclassified to the consolidated income statement.

In the case of a partial disposal that does not result in the Group losing control over a subsidiary that includes a foreign operation, the proportionate share of accumulated exchange differences are re-attributed to non-controlling interests and are not recognized in the consolidated income statement.

# Notes to the Consolidated Financial Statements (continued)

For the year ended 31 March 2020

## 2. Summary of significant accounting policies (continued)

### (ae) Segment reporting

Operating segments are reported in a manner consistent with the internal reporting provided to the chief operating decision maker (the "CODM"). The CODM, who is responsible for allocating resources and assessing performance of the operating segments, has been identified as the Executive Directors and senior management.

### (af) Dividend distribution

Dividend distribution to the shareholders of the Company is recognized as a liability in the consolidated financial statements in the financial period in which the dividends are approved by the Company's shareholders or Directors as applicable.

### (ag) Financial guarantee liabilities

The Group provides financial guarantees to banks for mortgage loans made by the banks to certain purchasers of the Group's properties in the PRC.

Financial guarantees are recognized as a financial liability at the time the guarantee is issued. The liability is initially measured at fair value and subsequently at the higher of (1) the amount determined in accordance with the expected credit loss model under HKFRS 9; and (2) the amount initially recognized less, where appropriate, the cumulative amount of income recognized in accordance with the principles of HKFRS 15.

The fair value of financial guarantees is determined based on the present value of the difference in cash flows between the contractual payments required under the debt instrument and the payments that would be required without the guarantee, or the estimated amount that would be payable to a third party for assuming the obligations.

Where guarantees in relation to loans or other payables of associated companies or joint ventures are provided for no compensation, the fair values are accounted for as contributions and recognized as part of the cost of the investment.

## 3. Financial risk management

### (a) Financial risk factors

The activities of the Group expose it to a variety of financial risks including credit risk, liquidity risk, cash flow and fair value interest rate risk, foreign exchange risk and price risk. The overall risk management programme of the Group focuses on the unpredictability of financial markets and seeks to minimize potential adverse effects on the financial performance of the Group.

Financial risk management is carried out by the finance department under policies approved by the board of Directors (the "Board"). The Board provides principles for overall risk management, as well as written policies covering specific areas.

#### (i) Credit risk

The maximum exposure to credit risk is represented by the carrying amount of each financial assets (other than financial assets at fair value through profit or loss and financial assets at fair value through other comprehensive income) after deducting any impairment provision in the consolidated balance sheet. The Group's exposure to credit risk arising from debtors is set out in note 28.

Credit risk of the Group is primarily attributable to deposits with banks and financial institutions and non-current loans and receivables, as well as credit exposures to customers and other debtors. The Group has credit policies in place and exposures to these credit risks are monitored on an ongoing basis.

The Group applies the HKFRS 9 simplified approach in measuring expected credit losses which uses a lifetime expected loss allowance for all trade debtors.

To measure the expected credit losses, trade debtors are grouped based on shared credit risk characteristics and the days past due. The expected loss rates are based on the historical payment profiles and the corresponding historical credit losses. The historical loss rates are adjusted to reflect current and forward-looking information on macroeconomic factors and industry trends affecting the ability of the debtors to settle the outstanding balance.

Management considered the credit risk of loans and receivables, other receivables and amounts due from associated companies and joint ventures is low, as counterparties have a strong capacity to meet their contractual cash flow obligations in the near term, except for loans and receivables relating to amounts which are long overdue with significant amounts or known insolvencies or non-response to collection activities, they are assessed individually for impairment allowance which have taken into account the expected recoveries from the collateral on the mortgaged property, if any.

The Group has assessed that the expected credit losses for these loans and receivables, other receivables and amounts due from associated companies and joint ventures were nil (2019: Nil) under 12 months expected losses method and no provision was recognized (2019: Nil).



# Notes to the Consolidated Financial Statements (continued)

For the year ended 31 March 2020

## 3. Financial risk management (continued)

### (a) Financial risk factors (continued)

#### (i) Credit risk (continued)

The Group manages its deposits with banks and financial institutions by monitoring credit ratings and only places deposits with banks and financial institutions with no history of defaults. As at 31 March 2020, the monies placed with banks and financial institutions in Hong Kong, the PRC and other countries amounted to approximately HK\$2,348 million (2019: HK\$3,344 million), HK\$157 million (2019: HK\$140 million) and HK\$15 million (2019: HK\$8 million), respectively.

In respect of credit exposures to customers, the Group normally receives deposits or progress payments from customers prior to the completion of sales of properties or goods or merchandises transactions. Customers are assessed and rated individually based on the credit quality by taking into account their financial position, credit history and other factors. Rentals in respect of investment properties are payable in advance by tenants in accordance with the lease agreements. The Group has policies in place to ensure that rental deposits are required from tenants prior to commencement of leases. Loans and receivables and other deposits are generally supported by the respective underlying assets. Sales of hotel rooms are made either in cash, via credit cards or to customers with appropriate credit history.

In addition, the Group has other monitoring procedures to ensure that follow up action is taken to recover overdue debts. The Group reviews regularly the recoverable amount of each individual debtor to ensure that adequate impairment provision are made for irrecoverable amounts. The Group has no significant concentrations of credit risk as the receivables consist of a large number of customers.

In respect of the other debtors, amounts due from associated companies and joint ventures and loans and receivables, the Group monitors the recovery of the balances closely and ensures that adequate impairment provision has been made for the estimated irrecoverable amounts.

The Group has provided guarantees in respect of mortgage loans made by certain banks to certain purchasers of the Group's properties in the PRC. Since the Group is able to retain the purchasers' deposits and sell the properties to recover any amounts paid by the Group to the banks, the management considers that the Group's credit risk is minimal (see also note 38).

# Notes to the Consolidated Financial Statements (continued)

For the year ended 31 March 2020

## 3. Financial risk management (continued)

### (a) Financial risk factors (continued)

#### (ii) Liquidity risk

Liquidity risk is the risk that the Group is unable to meet its current obligations when they fall due. The Group measures and monitors its liquidity through the maintenance of prudent ratios regarding the liquidity structure of the overall assets, liabilities, loans and commitments of the Group. The Group has put in place a policy of obtaining long-term banking facilities to match its long-term investments in Hong Kong, the PRC and other countries. The Group also maintains a conservative level of liquid assets to ensure the availability of sufficient cash flows to meet any unexpected and material cash requirements in the ordinary course of business. In addition, as at 31 March 2020, the Group has standby banking facilities to provide contingent liquidity support which amounted to approximately HK\$1,073 million (2019: HK\$464 million). Details of the bank borrowings are disclosed in note 34.

The table below analyzes the Group's financial liabilities that will be settled in relevant maturity groupings based on the remaining period at the balance sheet date to the contractual maturity date. Specifically, bank borrowings with a repayment on demand clause are included in the earliest time band regardless of the probability of the banks choosing to exercise their rights. The amounts disclosed in the table are the contractual undiscounted cash flows including interest payment. It excludes the financial guarantees provided by the Group (note 38) as management considers the likely crystallization of the guarantees to be minimal.

|   | Within the<br>first year<br>HK\$'000 | Within<br>the second<br>year<br>HK\$'000 | Within the<br>third to<br>fifth years<br>HK\$'000 | After the<br>fifth year<br>HK\$'000 | Total<br>HK\$'000 |
|---|--------------------------------------|--|---|-------------------------------------|-------------------|
| <b>2020</b>   |                                      |  |   |                                     |                   |
| Creditors and accruals<br>(excluded lease liabilities)        | 401,553                              | –  | –   | –                                   | 401,553           |
| Lease liabilities   | 6,022                                | 2,498                                    | 5,426   | 42,805                              | 56,751            |
| Bank borrowings   | 2,354,247                            | 4,193,279                                | 932,424   | –                                   | 7,479,950         |
| Loans and payables with<br>non-controlling interests          | –                                    | –  | –   | 47,472                              | 47,472            |
| Other non-current liabilities<br>(excluded lease liabilities) | –                                    | –  | –   | 34,306                              | 34,306            |
|   | <b>2,761,822</b>                     | <b>4,195,777</b>                         | <b>937,850</b>                                    | <b>124,583</b>                      | <b>8,020,032</b>  |
| <b>2019</b>   |                                      |  |   |                                     |                   |
| Creditors and accruals  | 372,714                              | –  | –   | –                                   | 372,714           |
| Bank borrowings   | 2,172,262                            | 980,455                                  | 4,706,936   | –                                   | 7,859,653         |
| Loans and payables with<br>non-controlling interests          | –                                    | –  | –   | 24,879                              | 24,879            |
| Other non-current liabilities                                 | –                                    | –  | –   | 36,726                              | 36,726            |
|   | 2,544,976                            | 980,455                                  | 4,706,936   | 61,605                              | 8,293,972         |

# Notes to the Consolidated Financial Statements (continued)

For the year ended 31 March 2020

## 3. Financial risk management (continued)

### (a) Financial risk factors (continued)

#### (iii) Cash flow and fair value interest rate risk

Interest rate risk is the risk that the position of the Group may be adversely affected by the changes in market interest rate. The policy of the Group involves close monitoring of interest rate movements and replacing and entering into new banking facilities when favourable pricing opportunities arise.

The interest rate risk of the Group mainly arises from interest-bearing loans and receivables, bank deposits, bank borrowings and bonds investments in the financial assets at fair value through profit or loss. Loans and receivables, bank deposits and bank borrowings issued at variable rates expose the Group to cash flow interest rate risk. Bonds investments at fixed rates expose the Group to fair value interest rate risk. The Group currently does not have any interest rate hedging policy in relation to interest rate risk. The Board monitors the Group's exposure on an ongoing basis and will consider hedging interest rate risk should the need arise.

As at 31 March 2020, in respect of cash flow interest rate risk, if interest rates had been 0.5% (2019: 0.5%) higher/lower with all other variables held constant, the pre-tax result of the Group would have decreased/increased by approximately HK\$19,532,000 (2019: HK\$19,879,000).

#### (iv) Foreign exchange risk

Foreign exchange risk arises on monetary assets and liabilities being denominated in a currency that is not the functional currency; differences resulting from the translation of financial statements into the presentation currency of the Group are not taken into consideration.

The Group mainly operates in Hong Kong, the PRC, the United Kingdom, Singapore, Malaysia, Vietnam, Mongolia, Taiwan and Philippines. The Group has no significant foreign exchange risk due to limited foreign currency transactions other than the functional currencies of the respective entities.

# Notes to the Consolidated Financial Statements (continued)

For the year ended 31 March 2020

## 3. Financial risk management (continued)

### (a) Financial risk factors (continued)

#### (v) Price risk

The Group is exposed to securities and bonds investments price risk because investments held by the Group are classified as financial assets at fair value through other comprehensive income and financial assets at fair value through profit or loss. Unrealized gains and losses arising from the change in the fair value of financial assets at fair value through other comprehensive income and financial assets at fair value through profit or loss are recognized in other comprehensive income and the consolidated income statement respectively. To manage its price risk arising from investments in securities and bonds investments, the Group diversifies its portfolio. Diversification of the portfolio is done in accordance with the limits set by the Group.

The table below summarizes the impact of increase/decrease of the market price of the Group's publicly-traded investments by 5% (2019: 5%) with all other variables held constant:

|                           | Impact on      |          | Impact on investment |          |
|---------------------------|----------------|----------|----------------------|----------|
|                           | pre-tax result |          | revaluation reserve  |          |
|                           | 2020           | 2019     | 2020                 | 2019     |
|                           | HK\$'000       | HK\$'000 | HK\$'000             | HK\$'000 |
| 5% change in market price | 118,097        | 104,081  | 3,571                | 3,639    |

### (b) Capital risk management

The objectives of the Group when managing capital are to safeguard the ability of the Group to continue as a going concern in order to provide returns for shareholders and benefits for other stakeholders and to maintain an optimal capital structure to reduce the cost of capital.

In order to maintain or adjust the capital structure, the Group may adjust the amount of dividends paid to shareholders, issue new shares or sell assets to reduce debt.

The Group monitors capital on the basis of the net debt to equity ratio. This ratio is calculated as net debt divided by total capital. Net debt is calculated as total bank borrowings (including short-term and long-term bank borrowings as shown in the consolidated balance sheet) less cash and bank balances and financial assets at fair value through profit or loss. Total capital represents shareholders' funds as shown in the consolidated balance sheet. The net debt to equity ratio at 31 March 2020 is 19.2% (2019: 13.8%).

# Notes to the Consolidated Financial Statements (continued)

For the year ended 31 March 2020

## 3. Financial risk management (continued)

### (c) Fair value estimation

The fair value of financial instruments traded in active markets is based on quoted market prices at the balance sheet date. The quoted market price used for financial assets held by the Group is the current price within the bid-ask spread which is the most representative of the fair value in the given circumstances.

The fair values of long-term loans and receivables and bank borrowings are estimated using the expected future payments discounted at market interest rates. The carrying values of the long-term loans and receivables and bank borrowings approximate their fair values since they are floating interest rate loans and receivables and borrowings.

The carrying values less any estimated credit adjustments for financial assets and liabilities with a maturity of less than one year, including debtors and prepayments, cash and bank balances, creditors and accruals and current bank borrowings approximate their fair values.

The Group adopted the amendment to HKFRS 7 for financial instruments that are measured in the balance sheet at fair value. This requires disclosure of fair value measurements by level in the following fair value measurement hierarchy:

- Quoted prices (unadjusted) in active markets for identical assets or liabilities (level 1)
- Inputs other than quoted prices included within level 1 that are observable for the asset or liability, either directly (that is, as prices) or indirectly (that is, derived from prices) (level 2)
- Inputs for the asset or liability that are not based on observable market data (that is, unobservable inputs) (level 3)

# Notes to the Consolidated Financial Statements (continued)

For the year ended 31 March 2020

## 3. Financial risk management (continued)

### (c) Fair value estimation (continued)

The following table presents the Group's financial assets that are measured at fair value at 31 March 2020 and 2019. The investment properties are measured at fair value and disclosed in note 17.

|   | Level 1<br>HK\$'000 | Level 3<br>HK\$'000 | Total<br>HK\$'000 |
|---|---------------------|---------------------|-------------------|
| <b>2020</b>   |                     |                     |                   |
| Assets  |                     |                     |                   |
| Financial assets at fair value through other comprehensive income |                     |                     |                   |
| – Listed securities   | 117,648             | –                   | 117,648           |
| – Unlisted investment   | –                   | 11,082              | 11,082            |
|   | 117,648             | 11,082              | 128,730           |
| Financial assets at fair value through profit or loss             |                     |                     |                   |
| – Listed securities and bonds                                     | 2,361,934           | –                   | 2,361,934         |
| – Unlisted investments  | –                   | 75,296              | 75,296            |
|   | 2,361,934           | 75,296              | 2,437,230         |
| <b>Total assets</b>   | <b>2,479,582</b>    | <b>86,378</b>       | <b>2,565,960</b>  |
| <b>2019</b>   |                     |                     |                   |
| Assets  |                     |                     |                   |
| Financial assets at fair value through other comprehensive income |                     |                     |                   |
| – Listed securities   | 119,896             | –                   | 119,896           |
| – Unlisted investment   | –                   | 11,674              | 11,674            |
|   | 119,896             | 11,674              | 131,570           |
| Financial assets at fair value through profit or loss             |                     |                     |                   |
| – Listed securities and bonds                                     | 2,081,623           | –                   | 2,081,623         |
| – Unlisted investments  | –                   | 64,476              | 64,476            |
|   | 2,081,623           | 64,476              | 2,146,099         |
| <b>Total assets</b>   | <b>2,201,519</b>    | <b>76,150</b>       | <b>2,277,669</b>  |

# Notes to the Consolidated Financial Statements (continued)

For the year ended 31 March 2020

## 3. Financial risk management (continued)

### (c) Fair value estimation (continued)

The fair value of financial instruments traded in active markets is based on quoted market prices at the balance sheet date. A market is regarded as active if quoted prices are readily and regularly available from an exchange, dealer, broker, industry group, pricing service or regulatory agency, and those prices represent actual and regularly occurring market transactions on an arm's length basis. The quoted market price used for these financial assets held by the Group, which are listed securities and bonds investments, is the current price within the bid-ask spread in stock market and bond market. These instruments are included in level 1 which comprise primarily investments classified as financial assets at fair value through other comprehensive income (listed securities) and financial assets at fair value through profit or loss (listed securities and bonds).

The fair value of financial instruments that are not traded in an active market (for example, over-the-counter derivatives) is determined by using valuation techniques. These valuation techniques maximize the use of observable market data where it is available and rely as little as possible on entity specific estimates. If all significant inputs required to fair value an instrument are observable, the instrument is included in level 2.

If one or more of the significant inputs is not based on observable market data, the instrument is included in level 3 which comprises primarily unlisted investments classified as financial assets at fair value through other comprehensive income and financial assets at fair value through profit or loss.

Specific valuation techniques used to value financial instruments include:

- Quoted market prices or dealer quotes for similar instruments
- Other techniques, such as market approach and discounted cash flow analysis, are used to determine fair value for the remaining financial instruments

There was no transfer of financial assets among fair value hierarchy classifications for the years ended 31 March 2020 and 2019.

# Notes to the Consolidated Financial Statements (continued)

For the year ended 31 March 2020

## 3. Financial risk management (continued)

### (c) Fair value estimation (continued)

The following table presents the changes in level 3 instruments of the Group for the years ended 31 March 2020 and 2019.

|   | <b>Financial<br/>assets<br/>at fair value<br/>through other<br/>comprehensive<br/>income<br/>HK\$'000</b> | <b>Financial<br/>assets<br/>at fair value<br/>through profit<br/>or loss<br/>HK\$'000</b> |
|---|---|---|
| At 1 April 2018   | –   | –   |
| Reclassification upon the adoption of HKFRS 9                     | 12,385  | 67,726  |
| Changes in exchange rates   | (711)   | (3,340)   |
| Additions   | –   | 200   |
| Disposals   | –   | (1,088)   |
| Changes in fair value recognized in consolidated income statement | –   | 978   |
| At 31 March 2019  | 11,674  | 64,476  |
| Changes in exchange rates   | (773)   | (3,888)   |
| Additions   | –   | 15,383  |
| Disposals   | –   | (466)   |
| Changes in fair value recognized in consolidated income statement | –   | (209)   |
| Changes in fair value recognized in other comprehensive income    | 181   | –   |
| <b>At 31 March 2020</b>   | <b>11,082</b>   | <b>75,296</b>   |



# Notes to the Consolidated Financial Statements (continued)

For the year ended 31 March 2020

## 4. Critical accounting estimates and judgments

Estimates and judgments used in preparing the consolidated financial statements are continually evaluated and are based on historical experience and other factors, including expectations of future events that are believed to be reasonable under the circumstances. The Group makes estimates and assumptions concerning the future. The estimates and assumptions that may have a significant effect on the carrying values of assets and liabilities are discussed below:

### (a) Estimate of fair value of investment properties

The valuation of investment properties is mainly performed in accordance with “The HKIS Valuation Standards 2017 Edition” published by the Hong Kong Institute of Surveyors and other international valuation standards. Details of the judgment and assumptions have been disclosed in note 17.

### (b) Classification of investment properties

In making the judgment to determine whether a property qualifies as investment property, the Group considers whether the property (land or building) is held to earn rental or for capital appreciation rather than for use in the production or supply of goods and services or sale and the Group has the financing capability to hold the property for long-term strategic investment.

To transfer a property to an investment property, there must be a change in use. To conclude if a property has changed its use, management assesses whether the property meets the definition of investment property as aforementioned and the change must be supported by evidence.

In addition, in making the judgment to determine whether a completed investment property was qualified as asset of disposal group held for sale, the Group considered whether the sale transaction was highly probable (i.e. the sale should be expected to qualify for recognition as a completed sale within one year from the date of classification).

The Group considers each property separately in making its judgment.

### (c) Recoverability of properties for/under development, properties for sale and cemetery assets

The Group assesses the carrying values of properties for/under development, properties for sale and cemetery assets according to their estimated recoverable amounts or net realizable values based on assessment of the realizability of these properties/assets, taking into account costs to completion based on past experience and net sales value based on prevailing market conditions. Provision for impairment is made when events or changes in circumstances indicate that the carrying values may not be realized. The assessment requires the use of judgment and estimates.

For recoverability assessment purpose, the valuation of certain properties for/under development, properties for sale and cemetery assets is mainly performed in accordance with “The HKIS Valuation Standards 2017 Edition” published by the Hong Kong Institute of Surveyors and other international valuation standards.

## 4. Critical accounting estimates and judgments (continued)

### (d) Income taxes, land use taxes, land appreciation taxes and deferred taxes

The Group is subject to income taxes, land use taxes, land appreciation taxes and deferred taxes mainly in Hong Kong, the PRC and other countries. Significant judgment is required in determining the provision for taxation for each entity of the Group. There are transactions and calculations for which the ultimate tax determination is uncertain during the ordinary course of business. Where the final tax outcome of these estimates is different from the amounts that are initially recorded, such differences will impact the current and deferred taxation in the financial period in which such determination is made.

The Group has rebutted the presumption that the carrying amount of the investment properties located in the PRC and Mongolia measured at fair value will be recovered entirely through sale. These investment properties are held within a business model whose objective is to consume its economic benefit over time.

Deferred taxation assets relating to tax losses are recognized when management considers to be probable that future taxation profit will be available against which the tax losses can be utilized. The outcome of their actual utilization may be different.

# Notes to the Consolidated Financial Statements (continued)

For the year ended 31 March 2020

## 5. Revenues

Revenues recognized during the year are as follows:

|  | 2020<br>HK\$'000 | 2019<br>HK\$'000 |
|--|------------------|------------------|
| Sales of properties  | 42,429           | 71,469           |
| Rental income and management fees  | 235,288          | 230,143          |
| Income from hotel operation and management   | 41,015           | 99,244           |
| Sales of cemetery assets   | 21,252           | 14,383           |
| Sales of goods and merchandises  | 83,003           | 59,802           |
| Interest income from money lending business  | 6,476            | 7,774            |
| Interest income from bonds investments of financial assets at fair value through profit or loss                    | 169,946          | 133,227          |
| Dividend income from securities investments for trading of financial assets at fair value through profit or loss   | 45               | 1,108            |
| Net realized gain of securities investments for trading of financial assets at fair value through profit or loss   | –                | 2,423            |
| Net fair value loss of securities investments for trading of financial assets at fair value through profit or loss | (467)            | (335)            |
|  | <b>598,987</b>   | 619,238          |

## 6. Segment information

### (a) Segment information by business lines

The CODM has been identified as the Executive Directors and senior management. The CODM reviews the Group's internal reporting in order to assess performance and allocate resources. Management has determined the operating segments based on these reports.

The CODM considers the business from a business perspective, including property development, investment and trading, hotel operation and management, development and operation of cemetery, sales of goods and merchandises, securities investment and trading and money lending business. The CODM assesses the performance of the operating segments based on the measure of earning/(loss) before interest, tax, depreciation and amortization (the "EBITDA/(LBITDA)") and segment result.

# Notes to the Consolidated Financial Statements (continued)

For the year ended 31 March 2020

## 6. Segment information (continued)

### (a) Segment information by business lines (continued)

The segment information by business lines is as follows:

|   | Property<br>development,<br>investment<br>and trading<br>HK\$'000 | Hotel<br>operation<br>and<br>management<br>HK\$'000 | Cemetery<br>HK\$'000 | Sales of<br>goods and<br>merchandises<br>HK\$'000 | Securities<br>investment<br>and trading<br>HK\$'000 | Money<br>lending<br>business<br>HK\$'000 | Corporate<br>HK\$'000 | 2020<br>Total<br>HK\$'000 |
|---|---|---|----------------------|---|---|--|-----------------------|---------------------------|
| Revenues from contracts with customers:   |   |   |                      |   |   |  |                       |                           |
| – Recognized at a point in time   | 42,429  | –   | 21,252               | 83,003  | –   | –  | –                     | 146,684                   |
| – Recognized over time  | 10,418  | 41,015  | –                    | –   | –   | –  | –                     | 51,433                    |
| Revenues from other sources   | 224,870   | –   | –                    | –   | 169,524   | 6,476                                    | –                     | 400,870                   |
| Revenues  | 277,717   | 41,015  | 21,252               | 83,003  | 169,524   | 6,476                                    | –                     | 598,987                   |
| Other income and net gain/(loss)  | 3,018   | (1)   | 65                   | 2,720   | (222,319)   | (2)                                      | 64,832                | (151,687)                 |
| (LBITDA)/EBITDA   | (108,921)   | 5,153   | 8,077                | 12,286  | (53,613)  | 6,003                                    | (193,795)             | (324,810)                 |
| Operating (loss)/profit   | (132,100)   | (63,270)  | 7,334                | 5,730   | (53,613)  | 6,003                                    | (220,891)             | (450,807)                 |
| Finance costs   | (217,976)   | (23,283)  | –                    | (1,908)   | (20,355)  | –  | (319)                 | (263,841)                 |
| Share of results of associated companies  | 81  | 3,078   | –                    | –   | –   | –  | (1,139)               | 2,020                     |
| Share of results of joint ventures  | 10,962  | –   | –                    | –   | –   | –  | –                     | 10,962                    |
| (Loss)/profit before taxation   | (339,033)   | (83,475)  | 7,334                | 3,822   | (73,968)  | 6,003                                    | (222,349)             | (701,666)                 |
| Taxation (charge)/credit  | (77,803)  | (7)   | 451                  | 739   | (421)   | –  | –                     | (77,041)                  |
| (Loss)/profit for the year  | (416,836)   | (83,482)  | 7,785                | 4,561   | (74,389)  | 6,003                                    | (222,349)             | (778,707)                 |
| Segment assets  | 14,725,348  | 1,056,952   | 722,456              | 158,071   | 2,437,787   | 179,389                                  | 2,422,903             | 21,702,906                |
| Associated companies  | 133   | 56,477  | –                    | –   | –   | –  | 3,908                 | 60,518                    |
| Joint ventures  | 739,005   | –   | –                    | –   | –   | –  | –                     | 739,005                   |
| Total assets  | 15,464,486  | 1,113,429   | 722,456              | 158,071   | 2,437,787   | 179,389                                  | 2,426,811             | 22,502,429                |
| Total liabilities   | 8,516,710   | 624,772   | 174,853              | 34,383  | 499,697   | 468                                      | 45,759                | 9,896,642                 |
| Other segment items are as follows:   |   |   |                      |   |   |  |                       |                           |
| Capital expenditure   | 1,165,736   | 445   | 1,666                | 461   | –   | –  | 38,210                | 1,206,518                 |
| Depreciation of property, plant and equipment   | 12,089  | 26,422  | 656                  | 1,523   | –   | –  | 12,306                | 52,996                    |
| Depreciation of right-of-use assets   | 47  | 38,923  | 87                   | 5,033   | –   | –  | 15,929                | 60,019                    |
| Provision for impairment of trade debtors   | 2,263   | –   | –                    | –   | –   | –  | –                     | 2,263                     |
| Reversal of provision for impairment of other deposits                                      | 2,813   | –   | –                    | –   | –   | –  | –                     | 2,813                     |
| Reversal of provision for impairment of inventories   | –   | –   | –                    | 6,500   | –   | –  | –                     | 6,500                     |
| Fair value gain on transfer of properties from properties for sale to investment properties | 217,976   | –   | –                    | –   | –   | –  | –                     | 217,976                   |
| Fair value loss of investment properties  | 458,133   | –   | –                    | –   | –   | –  | –                     | 458,133                   |

# Notes to the Consolidated Financial Statements (continued)

For the year ended 31 March 2020

## 6. Segment information (continued)

### (a) Segment information by business lines (continued)

|   | Property<br>development,<br>investment<br>and trading<br>HK\$'000 | Hotel<br>operation<br>and<br>management<br>HK\$'000 | Cemetery<br>HK\$'000 | Sales of<br>goods and<br>merchandises<br>HK\$'000 | Securities<br>investment<br>and trading<br>HK\$'000 | Money<br>lending<br>business<br>HK\$'000 | Corporate<br>HK\$'000 | 2019<br>Total<br>HK\$'000 |
|---|---|---|----------------------|---|---|--|-----------------------|---------------------------|
| Revenues from contracts with customers:   |   |   |                      |   |   |  |                       |                           |
| – Recognized at a point in time   | 71,469  | –   | 14,383               | 59,802  | –   | –  | –                     | 145,654                   |
| – Recognized over time  | 10,887  | 99,244  | –                    | –   | –   | –  | –                     | 110,131                   |
| Revenues from other sources   | 219,256   | –   | –                    | –   | 136,423   | 7,774                                    | –                     | 363,453                   |
| <b>Revenues</b>   | <b>301,612</b>  | <b>99,244</b>                                       | <b>14,383</b>        | <b>59,802</b>                                     | <b>136,423</b>                                      | <b>7,774</b>                             | <b>–</b>              | <b>619,238</b>            |
| Other income and net gain/(loss)  | 11,937  | –   | 155                  | 5,365   | (9,985)   | –  | 36,902                | 44,374                    |
| <b>EBITDA/(LBITDA)</b>  | <b>1,740,036</b>  | <b>44,799</b>                                       | <b>563</b>           | <b>(2,591)</b>                                    | <b>124,603</b>                                      | <b>5,117</b>                             | <b>(267,941)</b>      | <b>1,644,586</b>          |
| Operating profit/(loss)   | 1,709,286   | (25,905)  | (297)                | (5,425)   | 124,603   | 5,117                                    | (277,251)             | 1,530,128                 |
| Finance costs   | (164,598)   | (18,734)  | –                    | (562)   | (871)   | –  | –                     | (184,765)                 |
| Share of results of associated companies  | 79  | 4,493   | –                    | –   | –   | –  | (1,999)               | 2,573                     |
| Share of results of joint ventures  | 23,944  | –   | –                    | –   | –   | –  | –                     | 23,944                    |
| Profit/(loss) before taxation   | 1,568,711   | (40,146)  | (297)                | (5,987)   | 123,732   | 5,117                                    | (279,250)             | 1,371,880                 |
| Taxation (charge)/credit  | (108,994)   | 29,534  | 357                  | –   | (109)   | –  | –                     | (79,212)                  |
| <b>Profit/(loss) for the year</b>   | <b>1,459,717</b>  | <b>(10,612)</b>                                     | <b>60</b>            | <b>(5,987)</b>                                    | <b>123,623</b>                                      | <b>5,117</b>                             | <b>(279,250)</b>      | <b>1,292,668</b>          |
| Segment assets  | 14,205,673  | 1,161,493   | 769,980              | 175,192   | 2,146,420   | 173,772                                  | 3,148,254             | 21,780,784                |
| Associated companies  | 152   | 53,399  | –                    | –   | –   | –  | 15,723                | 69,274                    |
| Joint ventures  | 739,328   | –   | –                    | –   | –   | –  | –                     | 739,328                   |
| <b>Total assets</b>   | <b>14,945,153</b>   | <b>1,214,892</b>                                    | <b>769,980</b>       | <b>175,192</b>                                    | <b>2,146,420</b>                                    | <b>173,772</b>                           | <b>3,163,977</b>      | <b>22,589,386</b>         |
| Total liabilities   | 7,621,331   | 656,443   | 189,337              | 13,495  | 282,584   | 460                                      | 35,959                | 8,799,609                 |
| Other segment items are as follows:   |   |   |                      |   |   |  |                       |                           |
| Capital expenditure   | 949,647   | 1,604   | 16,689               | 1,337   | –   | –  | 2,022                 | 971,299                   |
| Depreciation of property, plant and equipment   | 6,727   | 27,288  | 801                  | 2,505   | –   | –  | 11,309                | 48,630                    |
| Amortization of leasehold lands and land use rights   | –   | 38,923  | 59                   | 329   | –   | –  | –                     | 39,311                    |
| Provision for impairment of trade debtors   | 473   | –   | –                    | –   | –   | –  | –                     | 473                       |
| Reversal of provision for impairment of trade debtors                                       | –   | –   | 1,885                | –   | –   | –  | –                     | 1,885                     |
| Reversal of provision for impairment of properties for/under development                    | 759   | –   | –                    | –   | –   | –  | –                     | 759                       |
| Reversal of provision for impairment of properties for sale                                 | 8,877   | –   | –                    | –   | –   | –  | –                     | 8,877                     |
| Fair value gain on transfer of properties from properties for sale to investment properties | 6,349   | –   | –                    | –   | –   | –  | –                     | 6,349                     |
| Gain on disposal of subsidiaries  | 461,208   | –   | –                    | –   | –   | –  | –                     | 461,208                   |
| Fair value gain of investment properties  | 1,108,170   | –   | –                    | –   | –   | –  | –                     | 1,108,170                 |

# Notes to the Consolidated Financial Statements (continued)

For the year ended 31 March 2020

## 6. Segment information (continued)

### (b) Geographical segment information

The business of the Group operates in different geographical areas. Revenues are presented by the countries where the customers are located. Non-current assets, total assets and capital expenditure are presented by the countries where the assets are located. The segment information by geographical area is as follows:

|                 | Revenues         |                  | Capital expenditure |                  |
|-----------------|------------------|------------------|---------------------|------------------|
|                 | 2020<br>HK\$'000 | 2019<br>HK\$'000 | 2020<br>HK\$'000    | 2019<br>HK\$'000 |
| Hong Kong       | <b>417,847</b>   | 393,417          | <b>996,013</b>      | 417,281          |
| The PRC         | <b>91,924</b>    | 102,950          | <b>144,588</b>      | 485,356          |
| United Kingdom  | <b>38,135</b>    | 42,710           | –                   | –                |
| Other countries | <b>51,081</b>    | 80,161           | <b>65,917</b>       | 68,662           |
|                 | <b>598,987</b>   | 619,238          | <b>1,206,518</b>    | 971,299          |

|                 | Non-current assets (Note) |                  | Total assets      |                  |
|-----------------|---------------------------|------------------|-------------------|------------------|
|                 | 2020<br>HK\$'000          | 2019<br>HK\$'000 | 2020<br>HK\$'000  | 2019<br>HK\$'000 |
| Hong Kong       | <b>9,015,088</b>          | 9,386,579        | <b>16,356,769</b> | 16,473,816       |
| The PRC         | <b>2,486,413</b>          | 2,558,678        | <b>3,843,801</b>  | 3,958,204        |
| United Kingdom  | <b>926,400</b>            | 1,063,920        | <b>935,983</b>    | 1,075,077        |
| Other countries | <b>1,165,017</b>          | 540,508          | <b>1,365,876</b>  | 1,082,289        |
|                 | <b>13,592,918</b>         | 13,549,685       | <b>22,502,429</b> | 22,589,386       |

Note: Non-current assets in geographical segment represent non-current assets other than financial assets at fair value through other comprehensive income, loans and receivables and other deposits, and deferred taxation assets.

# Notes to the Consolidated Financial Statements (continued)

For the year ended 31 March 2020

## 7. Other income and net (loss)/gain

|   | 2020<br>HK\$'000 | 2019<br>HK\$'000 |
|---|------------------|------------------|
| Interest income from bank deposits  | 59,970           | 33,192           |
| Dividend income from financial assets at fair value through other comprehensive income                      | 3,647            | 4,924            |
| Net realized loss of bonds and other investments of financial assets at fair value through profit or loss   | (4,012)          | (7,617)          |
| Net fair value loss of bonds and other investments of financial assets at fair value through profit or loss | (219,111)        | (3,440)          |
| Forfeited deposits from sales of properties   | 1,751            | –                |
| Reversal of provision for impairment of properties for/under development                                    | –                | 759              |
| Reversal of provision for impairment of properties for sale   | –                | 8,877            |
| Net loss on disposal of investment properties   | (2,127)          | –                |
| Net (loss)/gain on disposal of property, plant and equipment  | (2,546)          | 39               |
| Net exchange loss   | (989)            | (820)            |
| Others  | 11,730           | 8,460            |
|   | <b>(151,687)</b> | <b>44,374</b>    |

## 8. Gain on disposal of subsidiaries

On 9 June 2016, a wholly-owned subsidiary of the Group entered into a conditional agreement with an independent third party (the "Buyer") for the disposal of its wholly-owned subsidiary which held an investment property under construction in Hong Kong at that time for a consideration of HK\$2.1 billion (subject to adjustment) (the "HK Disposal"). The consideration would be satisfied as to approximately 80% by cash and as to approximately 20% by the transfer of a PRC property (the "PRC Property") to the Group. The HK Disposal was announced by the Company on 15 June 2016 and published in the circular on 20 July 2016 respectively. The PRC property was transferred to the Group in November 2018 (the "PRC Property Acquisition") and details of the transfer were announced by the Company on 20 November 2018. Details of the PRC Property Acquisition are shown in note 39(c)(ii).

On 26 November 2018, the Group entered into a supplemental agreement (the "Supplemental Agreement") with the Buyer to amend certain terms of the original agreement. According to the terms of the Supplemental Agreement, the Group is not required to carry out any internal decoration works after obtaining the occupation permit of the project and thus the consideration of the HK Disposal is reduced by HK\$70 million accordingly. Details of the Supplemental Agreement were announced by the Company on 26 November 2018.

On 28 February 2019, the Group has received the balance of the consideration of about HK\$980 million from the Buyer, and has completed the HK Disposal on the same date. Details of the completion were announced by the Company on 28 February 2019, and a gain on disposal of subsidiaries of the HK Disposal was recorded in this note for the year ended 31 March 2019. Details of the HK Disposal are shown in note 39(c)(i).

# Notes to the Consolidated Financial Statements (continued)

For the year ended 31 March 2020

## 9. Operating (loss)/profit

|  | 2020<br>HK\$'000 | 2019<br>HK\$'000 |
|--|------------------|------------------|
| Operating (loss)/profit is stated after crediting:     |                  |                  |
| Gross rental income from properties                    | <b>230,056</b>   | 227,605          |
| Reversal of provision for impairment of inventories    | <b>6,500</b>     | –                |
| Reversal of provision for impairment of other deposits | <b>2,813</b>     | –                |
| Reversal of provision for impairment of trade debtors  | –                | 1,885            |
| and after charging:                                    |                  |                  |
| Cost of properties sold                                | <b>22,717</b>    | 43,686           |
| Cost of cemetery assets sold                           | <b>4,645</b>     | 3,192            |
| Cost of inventories sold                               | <b>66,315</b>    | 41,523           |
| Depreciation of property, plant and equipment          | <b>52,996</b>    | 48,630           |
| Depreciation of right-of-use assets                    | <b>60,019</b>    | –                |
| Amortization of leasehold lands and land use rights    | –                | 39,311           |
| Provision for impairment of trade debtors              | <b>2,263</b>     | 473              |
| Staff costs, including Directors' emoluments           |                  |                  |
| Wages and salaries                                     | <b>165,408</b>   | 158,063          |
| Retirement benefit costs ( <i>note 10</i> )            | <b>5,786</b>     | 7,860            |
| Short-term lease expenses                              | <b>1,582</b>     | –                |
| Operating lease rental on land and buildings           | –                | 18,705           |
| Outgoings in respect of properties                     | <b>52,910</b>    | 48,002           |
| Auditors' remuneration                                 |                  |                  |
| Audit and audit related services                       | <b>4,801</b>     | 4,802            |
| Non-audit services                                     | <b>1,080</b>     | 1,680            |



# Notes to the Consolidated Financial Statements (continued)

For the year ended 31 March 2020

## 10. Employee retirement benefits

The Group participates in defined contribution schemes in Hong Kong for all eligible employees. Contributions to these schemes are calculated based on certain percentages of the applicable payroll costs or pre-determined fixed sums. The assets of the schemes are held separately from those of the Group in independently administered funds. Among these schemes, one scheme allows contributions to it to be reduced by contributions forfeited by those employees who leave that scheme prior to vesting fully in those contributions.

The Group participates in respective government retirement benefit schemes in the PRC, Singapore, Malaysia, Vietnam and Mongolia pursuant to the relevant regulations whereby the Group is required to contribute to the schemes to fund the retirement benefits of the eligible employees. Contributions made to the schemes are calculated either based on certain percentages of the applicable payroll costs or fixed sums as stipulated under the requirements in the respective countries. The governments of the respective countries are responsible for the entire retirement benefit obligations payable to the retired employees. The Group has no other obligations apart from making ongoing contributions under the schemes.

The retirement benefit costs represent the contributions by the Group to the above schemes.

## 11. Finance costs

|                              | 2020<br>HK\$'000 | 2019<br>HK\$'000 |
|------------------------------|------------------|------------------|
| Interest expenses of         |                  |                  |
| Bank borrowings              | 272,478          | 198,354          |
| Bank overdraft               | 209              | 562              |
| Lease liabilities            | 2,020            | –                |
|                              | <b>274,707</b>   | 198,916          |
| Amounts capitalized into     |                  |                  |
| Investment properties        | –                | (2,604)          |
| Properties under development | (10,866)         | (11,547)         |
|                              | <b>(10,866)</b>  | (14,151)         |
|                              | <b>263,841</b>   | 184,765          |

The capitalization rate applied to funds borrowed for the development of properties is 3.30% (2019: ranged from 3.63% to 8.08%) per annum.

# Notes to the Consolidated Financial Statements (continued)

For the year ended 31 March 2020

## 12. Directors', five highest paid individuals' and senior management's emoluments

### (a) Directors' emoluments

| Name of Director                        | (note i)         |                      | (note ii)                     |   | Total<br>HK\$'000 |
|---|------------------|----------------------|-------------------------------|---|-------------------|
|   | Fees<br>HK\$'000 | Salaries<br>HK\$'000 | Other<br>benefits<br>HK\$'000 | Retirement<br>Scheme<br>contributions<br>HK\$'000 |                   |
| <b>2020</b>                             |                  |                      |                               |   |                   |
| Mr. Alan Chuang Shaw Swee <sup>1</sup>  | 22               | 1,495                | 1,300                         | 156   | 2,973             |
| Mr. Albert Chuang Ka Pun <sup>1</sup>   | 73               | 2,730                | 90                            | 18  | 2,911             |
| Mr. Richard Hung Ting Ho <sup>2,4</sup> | 30               | 2,600                | –                             | –   | 2,630             |
| Mr. Chong Ka Fung <sup>3,4</sup>        | 60               | 2,340                | 495                           | 18  | 2,913             |
| Miss Ann Li Mee Sum <sup>6</sup>        | –                | –                    | –                             | –   | –                 |
| Mrs. Candy Kotewall Chuang Ka Wai       | 30               | 1,690                | 540                           | 18  | 2,278             |
| Mr. Geoffrey Chuang Ka Kam              | 60               | 1,950                | 495                           | 18  | 2,523             |
| Mr. Chan Chun Man                       | 30               | 2,592                | 257                           | 18  | 2,897             |
| Mr. Abraham Shek Lai Him <sup>5</sup>   | 542              | –                    | –                             | –   | 542               |
| Mr. Fong Shing Kwong <sup>5</sup>       | 150              | –                    | –                             | –   | 150               |
| Mr. Yau Chi Ming <sup>5</sup>           | 150              | –                    | –                             | –   | 150               |
| Mr. David Chu Yu Lin <sup>5</sup>       | 270              | –                    | –                             | –   | 270               |
| Mr. Tony Tse Wai Chuen <sup>5</sup>     | 150              | –                    | –                             | –   | 150               |
|   | <b>1,567</b>     | <b>15,397</b>        | <b>3,177</b>                  | <b>246</b>  | <b>20,387</b>     |
| <b>2019</b>                             |                  |                      |                               |   |                   |
| Mr. Alan Chuang Shaw Swee               | 40               | 2,440                | 2,400                         | 288   | 5,168             |
| Mr. Albert Chuang Ka Pun                | 60               | 2,520                | 400                           | 18  | 2,998             |
| Mr. Chong Ka Fung                       | 60               | 2,160                | 400                           | 18  | 2,638             |
| Mr. Richard Hung Ting Ho                | 30               | 1,950                | –                             | 15  | 1,995             |
| Mrs. Candy Kotewall Chuang Ka Wai       | 30               | 1,560                | 600                           | 18  | 2,208             |
| Mr. Geoffrey Chuang Ka Kam              | 60               | 1,800                | 400                           | 18  | 2,278             |
| Mr. Chan Chun Man                       | 30               | 2,278                | –                             | 18  | 2,326             |
| Mr. Abraham Shek Lai Him <sup>5</sup>   | 450              | –                    | –                             | –   | 450               |
| Mr. Fong Shing Kwong <sup>5</sup>       | 150              | –                    | –                             | –   | 150               |
| Mr. Yau Chi Ming <sup>5</sup>           | 150              | –                    | –                             | –   | 150               |
| Mr. David Chu Yu Lin <sup>5</sup>       | 270              | –                    | –                             | –   | 270               |
| Mr. Tony Tse Wai Chuen <sup>5</sup>     | 150              | –                    | –                             | –   | 150               |
|   | <b>1,480</b>     | <b>14,708</b>        | <b>4,200</b>                  | <b>393</b>  | <b>20,781</b>     |

# Notes to the Consolidated Financial Statements (continued)

For the year ended 31 March 2020

## 12. Directors', five highest paid individuals' and senior management's emoluments (continued)

### (a) Directors' emoluments (continued)

- 1 *Mr. Alan Chuang Shaw Swee retired as the Chairman and ceased to be an Executive Director on 15 October 2019, and Mr. Albert Chuang Ka Pun was appointed as the Chairman and the Chief Executive Officer/Managing Director on the same date*
- 2 *Mr. Richard Hung Ting Ho was re-designated as the Vice Chairman on 15 October 2019*
- 3 *Mr. Chong Ka Fung was re-designated as the Deputy Chief Executive Officer/Deputy Managing Director on 15 October 2019*
- 4 *Mr. Richard Hung Ting Ho and Mr. Chong Ka Fung were the Joint Chief Executive Officer/Joint Managing Director until 15 October 2019*
- 5 *The Independent Non-Executive Directors*
- 6 *Appointed on 5 May 2020*

- (i) The amounts represented emoluments paid or receivable in respect of a person's service as a Director, whether of the Company or its subsidiary undertakings.
- (ii) The amounts represented emoluments paid or receivable in respect of a Director's other services in connection with the management of the affairs of the Company or its subsidiary undertakings.
- (iii) There was no arrangement under which a Director waived or agreed to waive any emoluments during the years ended 31 March 2020 and 2019.
- (iv) During the year, no emoluments, retirement benefits, payments or benefits in respect of termination of Directors' services were paid or made, directly or indirectly, to the Directors, nor are any payable (2019: Nil). No consideration was provided to or receivable by third parties for making available Directors' services (2019: Nil).
- (v) There are no loans, quasi-loans or other dealings in favour of Directors, their controlled bodies corporate and connected entities (2019: None).
- (vi) The Directors represent key management personnel of the Company having authority and responsibility for planning, directing and controlling the activities of the Group.
- (vii) The emoluments paid by the Company to the Independent Non-Executive Directors of the Company amounted to HK\$750,000 (2019: HK\$750,000).

### (b) Directors' material interests in transactions, arrangements or contracts

No significant transactions, arrangements and contracts in relation to the Group's business to which the Company was a party and in which a Director of the Company had a material interest, whether directly or indirectly, subsisted at the end of the year or at any time during the year (2019: None).

# Notes to the Consolidated Financial Statements (continued)

For the year ended 31 March 2020

## 12. Directors', five highest paid individuals' and senior management's emoluments (continued)

### (c) Five highest paid individuals' emoluments

The five highest paid individuals in the Group include three (2019: three) Directors as at 31 March 2020. Details of the total emoluments paid to the two (2019: two) individuals, whose total emoluments were the five highest in the Group and who are not Directors as at 31 March 2020, are set out below:

|                                 | 2020<br>HK\$'000 | 2019<br>HK\$'000 |
|---------------------------------|------------------|------------------|
| Salaries and other benefits     | 7,786            | 5,406            |
| Retirement scheme contributions | 466              | 196              |
|                                 | <b>8,252</b>     | 5,602            |

The emoluments of the individuals fall within the following bands:

| Emolument bands                | Number of individuals |      |
|--------------------------------|-----------------------|------|
|                                | 2020                  | 2019 |
| HK\$2,500,001 to HK\$3,000,000 | 1                     | 1    |
| HK\$3,000,001 to HK\$3,500,000 | –                     | 1    |
| HK\$5,000,001 to HK\$5,500,000 | 1                     | –    |
|                                | <b>2</b>              | 2    |

### (d) Senior management's emoluments

The emoluments of senior management whose profiles are included in the section "Biographical Details of Honorary Chairman, Directors and Senior Management" of this report fall within the following bands:

| Emolument bands                | Number of individuals |      |
|--------------------------------|-----------------------|------|
|                                | 2020                  | 2019 |
| HK\$1,000,000 or below         | 2                     | 4    |
| HK\$1,000,001 to HK\$1,500,000 | 3                     | 4    |
| HK\$1,500,001 to HK\$2,000,000 | 3                     | 2    |
|                                | <b>8</b>              | 10   |

# Notes to the Consolidated Financial Statements (continued)

For the year ended 31 March 2020

## 13. Taxation

|                             | 2020<br>HK\$'000 | 2019<br>HK\$'000 |
|-----------------------------|------------------|------------------|
| Current taxation            |                  |                  |
| Overseas profits tax        | 864              | 670              |
| PRC corporate income tax    | 7,108            | 5,546            |
| PRC land appreciation tax   | 19,396           | 19,974           |
| Deferred taxation (note 35) | 49,673           | 53,022           |
|                             | <b>77,041</b>    | 79,212           |

No provision for Hong Kong profits tax has been made as the Group has sufficient tax losses brought forward to set off against the estimated assessable profits for the year (2019: Nil). PRC corporate income tax and overseas profits tax have been calculated on the estimated assessable profits for the year at the rates of taxation prevailing in the PRC and the countries in which the Group operates respectively. PRC land appreciation tax is levied at progressive rates ranging from 30% to 60% on the appreciation of land value, being the proceeds of sales of properties less deductible expenditures including costs of land and development expenditures.

Share of taxation charge of associated companies for the year ended 31 March 2020 of HK\$14,000 (2019: HK\$12,000) is included in the consolidated income statement as "Share of results of associated companies". In 2020, there were no taxation charges of joint ventures as they either had sufficient tax losses brought forward to set off against the estimated assessable profits for the year or had no estimated assessable profits for the year (2019: Share of deferred taxation charge of HK\$2,651,000 was included in the consolidated income statement as "Share of results of joint ventures").

# Notes to the Consolidated Financial Statements (continued)

For the year ended 31 March 2020

## 13. Taxation (continued)

The taxation (credit)/charge of the (loss)/profit before taxation of the Group differs from the theoretical amount that would arise using the taxation rate of Hong Kong as follows:

|   | 2020<br>HK\$'000 | 2019<br>HK\$'000 |
|---|------------------|------------------|
| (Loss)/profit before taxation                               | (701,666)        | 1,371,880        |
| Share of results of associated companies                    | (2,020)          | (2,573)          |
| Share of results of joint ventures                          | (10,962)         | (23,944)         |
|   | <b>(714,648)</b> | 1,345,363        |
| Taxation (credit)/charge at the rate of 16.5% (2019: 16.5%) | (117,917)        | 221,985          |
| Effect of different taxation rates in other countries       | 16,149           | 33,943           |
| Effect of change in taxation rate (note)                    | –                | 8,471            |
| Income not subject to taxation                              | (40,897)         | (239,288)        |
| Expenses not deductible for taxation purposes               | 123,516          | 18,401           |
| PRC land appreciation tax deductible for taxation purposes  | (4,849)          | (4,994)          |
| Recognition of previously unrecognized tax losses           | (1,554)          | (29,700)         |
| Utilization of previously unrecognized tax losses           | (4,161)          | (7,280)          |
| Tax losses not recognized and others                        | 87,358           | 57,700           |
|   | <b>57,645</b>    | 59,238           |
| PRC land appreciation tax                                   | 19,396           | 19,974           |
| Taxation charge   | <b>77,041</b>    | 79,212           |

Note: This represented the effect of the increase in tax rate of the real property gains tax in Malaysia from 5% to 10% during the year ended 31 March 2019.

# Notes to the Consolidated Financial Statements (continued)

For the year ended 31 March 2020

## 14. Dividends

|   | 2020<br>HK\$'000 | 2019<br>HK\$'000 |
|---|------------------|------------------|
| Interim dividend of 1.5 HK cents (2019: 3.5 HK cents) per share | <b>25,088</b>    | 58,539           |
| Final dividend of 6.5 HK cents per share for 2019               | –                | 108,716          |
|   | <b>25,088</b>    | 167,255          |

On 29 June 2020, the Board had resolved not to recommend the payment of a final dividend for the year ended 31 March 2020 (2019: 6.5 HK cents per share amounting to HK\$108,716,000).

## 15. (Loss)/earnings per share

The calculation of the (loss)/earnings per share is based on the loss attributable to equity holders of HK\$705,084,000 (2019: profit attributable to equity holders of HK\$1,226,643,000) and the weighted average number of 1,672,553,104 (2019: 1,672,553,104) shares in issue during the year.

The diluted (loss)/earnings per share is equal to the basic (loss)/earnings per share since there are no dilutive potential shares in issue during the years.

# Notes to the Consolidated Financial Statements (continued)

For the year ended 31 March 2020

## 16. Property, plant and equipment

|  | Buildings<br>HK\$'000 | Plant and<br>machinery<br>HK\$'000 | Furniture<br>and fixtures<br>HK\$'000 | Other<br>assets<br>HK\$'000 | Total<br>HK\$'000 |
|--|-----------------------|------------------------------------|---------------------------------------|-----------------------------|-------------------|
| <b>Cost</b>  |                       |                                    |                                       |                             |                   |
| At 1 April 2018  | 562,097               | 2,447                              | 66,409                                | 148,236                     | 779,189           |
| Changes in exchange rates  | (2,323)               | (61)                               | (1,127)                               | (666)                       | (4,177)           |
| Additions  | –                     | –                                  | 16,466                                | 2,052                       | 18,518            |
| Disposals  | –                     | –                                  | (86)                                  | (5,390)                     | (5,476)           |
| At 31 March 2019   | 559,774               | 2,386                              | 81,662                                | 144,232                     | 788,054           |
| Changes in exchange rates  | (3,617)               | (99)                               | (1,458)                               | (727)                       | (5,901)           |
| Additions  | –                     | –                                  | 2,763                                 | 1,670                       | 4,433             |
| Acquisition of subsidiaries<br>(note 22)                         | –                     | –                                  | –                                     | 34,497                      | 34,497            |
| Disposals  | –                     | (234)                              | (5,815)                               | (2,792)                     | (8,841)           |
| <b>At 31 March 2020</b>  | <b>556,157</b>        | <b>2,053</b>                       | <b>77,152</b>                         | <b>176,880</b>              | <b>812,242</b>    |
| <b>Accumulated depreciation and<br/>provision for impairment</b> |                       |                                    |                                       |                             |                   |
| At 1 April 2018  | 105,212               | 1,895                              | 42,826                                | 109,132                     | 259,065           |
| Changes in exchange rates  | (931)                 | (55)                               | (865)                                 | (601)                       | (2,452)           |
| Charge for the year  | 23,961                | 86                                 | 12,060                                | 12,523                      | 48,630            |
| Disposals  | –                     | –                                  | (86)                                  | (5,326)                     | (5,412)           |
| At 31 March 2019   | 128,242               | 1,926                              | 53,935                                | 115,728                     | 299,831           |
| Changes in exchange rates  | (1,771)               | (96)                               | (1,114)                               | (668)                       | (3,649)           |
| Charge for the year  | 23,917                | 70                                 | 15,796                                | 13,213                      | 52,996            |
| Disposals  | –                     | (179)                              | (3,191)                               | (2,792)                     | (6,162)           |
| <b>At 31 March 2020</b>  | <b>150,388</b>        | <b>1,721</b>                       | <b>65,426</b>                         | <b>125,481</b>              | <b>343,016</b>    |
| <b>Net book value</b>  |                       |                                    |                                       |                             |                   |
| <b>At 31 March 2020</b>  | <b>405,769</b>        | <b>332</b>                         | <b>11,726</b>                         | <b>51,399</b>               | <b>469,226</b>    |
| At 31 March 2019   | 431,532               | 460                                | 27,727                                | 28,504                      | 488,223           |



# Notes to the Consolidated Financial Statements (continued)

For the year ended 31 March 2020

## 16. Property, plant and equipment (continued)

- (a) Buildings of the Group include hotel property. Other assets comprise computer equipment, motor vehicles and yachts.
- (b) Buildings of the Group with net book value of HK\$396,033,000 (2019: HK\$420,320,000) have been pledged as securities for the borrowing facilities granted to the Group (note 34).
- (c) Buildings of the Group are located:

|                   | 2020<br>HK\$'000 | 2019<br>HK\$'000 |
|-------------------|------------------|------------------|
| In Hong Kong      | 379,507          | 401,792          |
| Outside Hong Kong | 26,262           | 29,740           |
|                   | <b>405,769</b>   | 431,532          |

- (d) Depreciation of HK\$932,000 (2019: HK\$614,000), HK\$9,422,000 (2019: HK\$3,966,000) and HK\$42,642,000 (2019: HK\$44,050,000) have been included in cost of sales, selling and marketing expenses and administrative and other operating expenses, respectively.

## 17. Investment properties

|   | Properties<br>under<br>development<br>HK\$'000 | Completed<br>properties<br>HK\$'000 | Total<br>HK\$'000 |
|---|--|-------------------------------------|-------------------|
| At 1 April 2018                                     | 1,853,531                                      | 8,437,167                           | 10,290,698        |
| Changes in exchange rates                           | (31,216)                                       | (132,837)                           | (164,053)         |
| Additions   | 83,661   | 5,715                               | 89,376            |
| Interest expenses capitalized (note 11)             | 2,604  | –                                   | 2,604             |
| Acquisition of a property business (note 39(c)(ii)) | –  | 420,000                             | 420,000           |
| Transfer from properties for sale (note 26(d))      | –  | 26,461                              | 26,461            |
| Reclassification (note d)                           | (1,491,852)                                    | 1,491,852                           | –                 |
| Disposal of subsidiaries (notes d and 39(c)(i))     | –  | (1,491,852)                         | (1,491,852)       |
| Change in fair value                                | 288,381  | 819,789                             | 1,108,170         |
| At 31 March 2019                                    | 705,109  | 9,576,295                           | 10,281,404        |
| Changes in exchange rates                           | (57,688)                                       | (139,306)                           | (196,994)         |
| Additions   | 118,724  | 3,298                               | 122,022           |
| Transfer from properties for sale (note 26(d))      | 584,155  | –                                   | 584,155           |
| Disposals   | –  | (24,129)                            | (24,129)          |
| Change in fair value                                | 86,246   | (544,379)                           | (458,133)         |
| <b>At 31 March 2020</b>                             | <b>1,436,546</b>                               | <b>8,871,779</b>                    | <b>10,308,325</b> |

# Notes to the Consolidated Financial Statements (continued)

For the year ended 31 March 2020

## 17. Investment properties (continued)

(a) Investment properties of the Group are located:

|                   | 2020<br>HK\$'000  | 2019<br>HK\$'000 |
|-------------------|-------------------|------------------|
| In Hong Kong      | 6,603,680         | 7,013,300        |
| Outside Hong Kong | 3,704,645         | 3,268,104        |
|                   | <b>10,308,325</b> | 10,281,404       |

(b) Investment properties in Hong Kong, Mongolia, Taiwan, the PRC, the United Kingdom and Malaysia were revalued at 31 March 2020 on an open market value basis by Colliers International (Hong Kong) Limited ("Colliers"), Cushman & Wakefield Limited ("C&W") and Appraisal (Malaysia) Sdn. Bhd. (2019: PPC International Sdn. Bhd.), independent professional property valuers, respectively.

(c) Investment properties of HK\$8,198,736,000 (2019: HK\$8,366,218,000) have been pledged as securities for the borrowing facilities granted to the Group (note 34).

(d) During the year ended 31 March 2019, the investment property of HK\$1,491,852,000 was reclassified from investment property under development to completed investment property upon completion of the development. It had been subsequently disposed of through the HK Disposal (note 39(c)(i)).

### (e) Valuation processes of the Group

The Group's investment properties were revalued at 31 March 2020 by independent professional valuers who hold recognized relevant professional qualifications and have recent experience in the locations and segments of the investment properties valued. Except for a completed property in Hong Kong which has future redevelopment potential (note 17(f)), for all other investment properties, their current use equates to the highest and best use.

The Group's finance department and property department review the valuations performed by the independent valuers for financial reporting purposes and report directly to the senior management of the Group. Discussions of valuation processes and results are held between the management and valuers at least once every six months, in line with the Group's interim and annual reporting processes. The finance department and property department:

- verify all major inputs to the independent valuation reports;
- assess property valuations movements when compared to the prior year valuation reports; and
- hold discussions with the independent valuers.

# Notes to the Consolidated Financial Statements (continued)

For the year ended 31 March 2020

## 17. Investment properties (continued)

### (f) Valuation techniques

Fair value of completed properties in Hong Kong, Taiwan, the PRC, the United Kingdom and Malaysia is generally derived using the income capitalization method and direct comparison method, wherever appropriate and for cross-checking. Income capitalization method is based on the capitalization of the net income and reversionary potential by adopting appropriate capitalization rates, which are derived from analysis of sale transactions and valuers' interpretation of prevailing investor requirements or expectations. The prevailing market rents adopted in the valuation have reference to recent lettings, within the subject properties and other comparable properties. Direct comparison method is based on comparing the property to be valued directly with other comparable properties, which have recently transacted. However, given the heterogeneous nature of real estate properties, appropriate adjustments are usually required to allow for any qualitative differences that may affect the price likely to be achieved by the property under consideration.

Fair value of properties under development and a completed property in Hong Kong, the PRC and Mongolia is generally derived using the residual method. This valuation method is essentially a mean of valuing the completed properties by reference to its development potential by deducting development costs to completion together with developer's profit and risk from the estimated capital value of the proposed development assuming completed as at the date of valuation.

There were no changes to the valuation techniques during the years, except for in 2019 a completed property in Hong Kong which the valuation technique was changed from direct comparison method to residual method to reflect the Group's intention for future redevelopment potential and a completed commercial property in the PRC which the valuation technique was changed from income capitalization method to direct comparison method to reflect the highest and best use of the property.

The Group's policy is to recognize transfers into and transfers out of fair value hierarchy levels as of the date of the event or change in circumstances that caused the transfer.

# Notes to the Consolidated Financial Statements (continued)

For the year ended 31 March 2020

## 17. Investment properties (continued)

### (g) Significant unobservable inputs used to determine fair value

Prevailing market rents are estimated based on valuers' view of recent lettings, within the subject properties and other comparable properties. The lower the rents, the lower the fair value. Capitalization rates are estimated by valuers based on the risk profile of the investment properties being valued. The higher the rates, the lower the fair value.

The following rental values and capitalization rates are used for the completed properties in respective locations valued under income capitalization method:

|   | Hong Kong | Taiwan | The PRC   | United Kingdom | Malaysia |
|---|-----------|--------|-----------|----------------|----------|
| <b>2020</b>                                     |           |        |           |                |          |
| Rental values used for<br>(HK\$/sq. ft./month): |           |        |           |                |          |
| Commercial properties                           | 42-147    | N/A    | 3-8       | 43             | 4-18     |
| Residential properties                          | 32-42     | 13     | 9         | N/A            | N/A      |
| Capitalization rates used for:                  |           |        |           |                |          |
| Commercial properties                           | 2.4%-3.0% | N/A    | 3.0%-4.5% | 4.3%           | 6.0%     |
| Residential properties                          | 2.6%      | 1.6%   | 2.0%      | N/A            | N/A      |
| <b>2019</b>                                     |           |        |           |                |          |
| Rental values used for<br>(HK\$/sq. ft./month): |           |        |           |                |          |
| Commercial properties                           | 46-158    | N/A    | 4-8       | 49             | 3-15     |
| Residential properties                          | 32-42     | 13     | 11        | N/A            | N/A      |
| Capitalization rates used for:                  |           |        |           |                |          |
| Commercial properties                           | 2.4%-3.0% | N/A    | 3.5%-6.0% | 4.0%           | 6.3%     |
| Residential properties                          | 2.6%      | 1.6%   | 2.0%      | N/A            | N/A      |

# Notes to the Consolidated Financial Statements (continued)

For the year ended 31 March 2020

## 17. Investment properties (continued)

### (g) Significant unobservable inputs used to determine fair value (continued)

As at 31 March 2020, if rental values and capitalization rates used had been 10% higher/lower from management's estimate respectively, with all other variables held constant, the carrying amount of investment properties would have been changed as follows:

|  | 2020<br>HK\$'000 |
|--|------------------|
| Carrying amount of investment properties increased/(decreased) if: |                  |
| – rental values used were 10% higher                               | 571,272          |
| – rental values used were 10% lower                                | (569,910)        |
| Carrying amount of investment properties increased/(decreased) if: |                  |
| – capitalization rates used were 10% higher                        | (536,545)        |
| – capitalization rates used were 10% lower                         | 642,668          |

Estimated costs to completion, developer's profit and estimated selling prices are estimated by valuers based on market conditions at 31 March 2020 and 2019 respectively for investment properties under development in Hong Kong, the PRC and Mongolia. The estimates are largely consistent with the budgets developed internally by the Group based on management's experience and knowledge of market conditions. The higher the costs, the lower the fair value.

## 18. Leasehold lands and land use rights, right-of-use assets and lease liabilities

The Group adopted HKFRS 16 (note 2(a)(iii)) on 1 April 2019, and leasehold lands and land use rights of HK\$709,627,000 were reclassified to right-of-use assets. Together with the lease liabilities of HK\$52,732,000 recognized on 1 April 2019, right-of-use assets with aggregate amount of HK\$762,359,000 were recognized in the consolidated balance sheet as of 1 April 2019.

### (a) Leasehold lands and land use rights and right-of-use assets

|                                     | 2020                                | 2019  |
|-------------------------------------|-------------------------------------|---|
|                                     | Right-of-<br>use assets<br>HK\$'000 | Leasehold<br>lands and land<br>use rights<br>HK\$'000 |
| Leasehold lands and land use rights | 696,182                             | 709,627   |
| Office premises and retail stores   | 4,872                               | –   |
|                                     | <b>701,054</b>                      | 709,627   |

# Notes to the Consolidated Financial Statements (continued)

For the year ended 31 March 2020

## 18. Leasehold lands and land use rights, right-of-use assets and lease liabilities (continued)

### (a) Leasehold lands and land use rights and right-of-use assets (continued)

- (i) Leasehold lands and land use rights of the Group are held under medium-term leases. The Group leases various land and office premises and retail stores, and rental contracts are typically made for fixed periods within 2 to 3 years. Lease terms are negotiated on an individual basis and contain different terms and conditions.
- (ii) Right-of-use assets (2019: leasehold lands and land use rights) of the Group are located:

|                   | 2020<br>HK\$'000 | 2019<br>HK\$'000 |
|-------------------|------------------|------------------|
| In Hong Kong      | 663,807          | 701,474          |
| Outside Hong Kong | 37,247           | 8,153            |
|                   | <b>701,054</b>   | 709,627          |

- (iii) Right-of-use assets (2019: leasehold lands and land use rights) of HK\$694,653,000 (2019: HK\$707,906,000) have been pledged as securities for the borrowing facilities granted to the Group (note 34).
- (iv) For the year ended 31 March 2020, in respect of office premises and retail stores of right-of-use assets, additions are HK\$2,043,000 (2019: N/A) and total cash outflows of leases are HK\$22,210,000 (2019: N/A) (note 39(d)).
- (v) Depreciation of right-of-use assets for leasehold lands and land use rights and office premises and retail stores are HK\$40,259,000 and HK\$19,760,000 respectively (2019: amortization of leasehold lands and land use rights was HK\$39,311,000). Depreciation (2019: amortization) of HK\$1,285,000 (2019: HK\$329,000), HK\$3,748,000 (2019: Nil) and HK\$54,986,000 (2019: HK\$38,982,000) have been included in cost of sales, selling and marketing expenses and administrative and other operating expenses, respectively.

### (b) Lease liabilities

|   | 2020<br>HK\$'000 | 2019<br>HK\$'000 |
|---|------------------|------------------|
| Lease liabilities   |                  |                  |
| Current portion included in creditors and accruals (note 31(a)) | 6,022            | –                |
| Non-current portion included in other non-current liabilities   | 25,727           | –                |
|   | <b>31,749</b>    | –                |

# Notes to the Consolidated Financial Statements (continued)

For the year ended 31 March 2020

## 19. Properties for/under development

|   | 2020<br>HK\$'000 | 2019<br>HK\$'000 |
|---|------------------|------------------|
| At the beginning of the year  | 979,295          | 1,061,141        |
| Changes in exchange rates   | (9,241)          | (8,544)          |
| Additions   | 75,309           | 60,770           |
| Transfer from loans and receivables and other deposits (note 25(c)) | 8,803            | –                |
| Transfer to properties for sales (note 26(a))                       | –                | (134,831)        |
| Reversal of provision for impairment (note 26(e))                   | –                | 759              |
| At the end of the year  | 1,054,166        | 979,295          |

(a) Properties for/under development of the Group are located:

|                   | 2020<br>HK\$'000 | 2019<br>HK\$'000 |
|-------------------|------------------|------------------|
| In Hong Kong      | 908,110          | 832,801          |
| Outside Hong Kong | 146,056          | 146,494          |
|                   | 1,054,166        | 979,295          |

(b) Properties for/under development of HK\$690,931,000 (2019: HK\$690,931,000) have been pledged as securities for the borrowing facilities granted to the Group (note 34).

## 20. Cemetery assets

|  | 2020<br>HK\$'000 | 2019<br>HK\$'000 |
|--|------------------|------------------|
| Total cemetery assets                      | 679,736          | 734,477          |
| Current portion included in current assets | (419,112)        | (451,943)        |
|  | 260,624          | 282,534          |

As at 31 March 2020, cemetery assets classified as current assets amounting to approximately HK\$416,641,000 (2019: HK\$450,021,000) are expected to be realized after more than twelve months from the balance sheet date.

# Notes to the Consolidated Financial Statements (continued)

For the year ended 31 March 2020

## 21. Subsidiaries

Particulars of the principal subsidiaries which, in the opinion of the Directors, materially affect the results or net assets of the Group are set out in note 43 to the consolidated financial statements.

Set out below are the summarized consolidated financial information for Chuang's China Investments Limited ("Chuang's China") (a listed subsidiary of the Group) and its subsidiaries (collectively as the "Chuang's China Group"), that has non-controlling interest of 39.3% (2019: 39.3%) and is material to the Group.

Summarized consolidated balance sheet as at 31 March 2020 and 2019:

|                              | (Note)             |             |
|------------------------------|--------------------|-------------|
|                              | 2020               | 2019        |
|                              | HK\$'000           | HK\$'000    |
| Current                      |                    |             |
| Assets                       | <b>4,239,726</b>   | 3,473,671   |
| Liabilities                  | <b>(2,600,164)</b> | (1,868,592) |
| Total current net assets     | <b>1,639,562</b>   | 1,605,079   |
| Non-current                  |                    |             |
| Assets                       | <b>3,750,566</b>   | 3,930,601   |
| Liabilities                  | <b>(1,753,560)</b> | (1,429,066) |
| Total non-current net assets | <b>1,997,006</b>   | 2,501,535   |
| Net assets                   | <b>3,636,568</b>   | 4,106,614   |

Summarized consolidated income statement for the years ended 31 March 2020 and 2019:

|   | (Note)           |           |
|---|------------------|-----------|
|   | 2020             | 2019      |
|   | HK\$'000         | HK\$'000  |
| Revenues  | <b>177,523</b>   | 199,816   |
| (Loss)/profit before taxation   | <b>(156,234)</b> | 277,482   |
| Taxation charge   | <b>(30,795)</b>  | (107,737) |
| (Loss)/profit for the year  | <b>(187,029)</b> | 169,745   |
| Other comprehensive loss  | <b>(229,832)</b> | (225,765) |
| Total comprehensive loss  | <b>(416,861)</b> | (56,020)  |
| Total comprehensive income/(loss) attributable to non-controlling interests | <b>2,229</b>     | (4,796)   |

Note: The summarized consolidated financial information of the Chuang's China Group included the fair value adjusted amounts for the identifiable assets acquired and liabilities assumed by the Group for the cemetery business when the Group started to consolidate that business in 2011.



# Notes to the Consolidated Financial Statements (continued)

For the year ended 31 March 2020

## 21. Subsidiaries (continued)

Summarized consolidated cash flow statements for the years ended 31 March 2020 and 2019:

|  | 2020<br>HK\$'000 | 2019<br>HK\$'000 |
|--|------------------|------------------|
| Cash flows from operating activities                   |                  |                  |
| Cash from operations                                   | 137,652          | 147,119          |
| Interest paid  | (85,252)         | (69,488)         |
| Tax paid   | (5,781)          | (50,787)         |
| Net cash from operating activities                     | 46,619           | 26,844           |
| Net cash used in investing activities                  | (62,707)         | (38,636)         |
| Net cash (used in)/from financing activities           | (185,330)        | 423,655          |
| Net (decrease)/increase in cash and cash equivalents   | (201,418)        | 411,863          |
| Cash and cash equivalents at the beginning of the year | 919,000          | 520,803          |
| Exchange difference on cash and cash equivalents       | (14,290)         | (13,666)         |
| Cash and cash equivalents at the end of the year       | 703,292          | 919,000          |

The information above is the amount before inter-company eliminations.

## 22. Associated companies

|                               | 2020<br>HK\$'000 | 2019<br>HK\$'000 |
|-------------------------------|------------------|------------------|
| Share of net assets           | 59,123           | 50,814           |
| Loans receivable              | 1,395            | 18,460           |
|                               | 60,518           | 69,274           |
| Unlisted investments, at cost | 43,118           | 43,119           |

# Notes to the Consolidated Financial Statements (continued)

For the year ended 31 March 2020

## 22. Associated companies (continued)

The movements of the carrying amounts of associated companies are analyzed as follows:

|  | 2020<br>HK\$'000 | 2019<br>HK\$'000 |
|--|------------------|------------------|
| At the beginning of the year                   | 69,274           | 66,673           |
| Increase in loans receivable                   | 46               | 128              |
| Share of profit before taxation                | 2,034            | 2,585            |
| Share of taxation charge                       | (14)             | (12)             |
| Share of results                               | 2,020            | 2,573            |
| Dividend income received                       | (100)            | (100)            |
| Deemed disposal of associated companies (note) | (10,722)         | –                |
| At the end of the year                         | 60,518           | 69,274           |

Note: During the year ended 31 March 2020, the Chuang's China Group increased its shareholding in these associated companies from 33.3% to 66.7% (note 44) and had control on them, and thus these companies became subsidiaries of the Chuang's China Group and the Group. A yacht was manufactured and held by these companies (note 16).

Loans receivable from associated companies are unsecured, interest free and not receivable within the next twelve months from the balance sheet date.

Particulars of the principal associated companies which, in the opinion of the Directors, materially affect the results or net assets of the Group are set out in note 44 to the consolidated financial statements.

There is no single associated company material to the Group for both years.

## 23. Joint ventures

|                                 | 2020<br>HK\$'000 | 2019<br>HK\$'000 |
|---------------------------------|------------------|------------------|
| Share of net assets             | 311,219          | 313,571          |
| Amounts due from joint ventures | 427,786          | 425,757          |
|                                 | 739,005          | 739,328          |

The movements of the carrying amounts of the joint ventures are analyzed as follows:

|   | 2020<br>HK\$'000 | 2019<br>HK\$'000 |
|---|------------------|------------------|
| At the beginning of the year                                | 739,328          | 710,463          |
| Capital injection to a joint venture                        | 2,224            | –                |
| Increase in amounts due from joint ventures, net            | 5,267            | 18,151           |
| Change in exchange rate for amounts due from joint ventures | (3,238)          | (3,187)          |
| Share of results  | 10,962           | 23,944           |
| Share of exchange reserve                                   | (15,538)         | (10,043)         |
| At the end of the year                                      | 739,005          | 739,328          |

# Notes to the Consolidated Financial Statements (continued)

For the year ended 31 March 2020

## 23. Joint ventures (continued)

Particulars of the principal joint ventures which, in the opinion of the Directors, materially affect the results or net assets of the Group are set out below:

| Name   | Place of incorporation/<br>operation | Registered capital/<br>issued capital | Interest held by the Group  |       | Principal activities                          |
|--|--------------------------------------|---------------------------------------|---|-------|---|
|  |                                      |                                       | 2020  | 2019  |   |
| Ample Excellent Limited  | Hong Kong                            | HK\$2 with 2 shares                   | <b>50.0%</b>  | 50.0% | Property development and investment           |
| Top Harmony Development Limited                                  | Hong Kong                            | HK\$10 with 10 shares                 | <b>40.0%</b>  | 40.0% | Property development and investment           |
| Xiamen Mingjia Binhai Resort Company Limited ("Xiamen Mingjia")* | PRC                                  | RMB150,000,000                        | <b>70.0%</b><br><b>(effective interest held by the Group is 36.1% for 2020 (2019: 36.1%))</b> | 70.0% | Property and hotel development and investment |

\* Sino-foreign cooperative joint venture enterprise

Share of results of joint ventures of HK\$10,962,000 (2019: HK\$23,944,000) in the consolidated income statement included the share of results of the joint ventures for the year ended 31 March 2020 (2019: same, and also included the share of fair value gain of the investment properties (net of the related deferred taxation) of a joint venture of HK\$7,953,000). As at 31 March 2020, the investment properties held by the joint venture were carried at fair value of RMB447,800,000 (equivalent to approximately HK\$488,326,000) (2019: RMB447,800,000, equivalent to approximately HK\$522,762,000) and the Group's non-wholly-owned subsidiary's effective proportionate share of fair value of these investment properties was approximately HK\$290,554,000 (2019: HK\$311,043,000). The rental values (per sq. ft. per month) and capitalization rates used in the income capitalization method for the valuation of these investment properties ranged from approximately HK\$9 to HK\$20 (2019: HK\$12 to HK\$21) and was 2.0% (2019: ranged from 3.5% to 4.0%) respectively as at 31 March 2020. Details of the valuation processes and techniques are set out in note 17.

Amounts due from joint ventures are unsecured, interest free and not receivable within the next twelve months from the balance sheet date.

On 19 January 2017, Xiamen Mingjia as landlord entered into a tenancy agreement with Lujiang Hotel, a non-wholly-owned subsidiary of the joint venture partner and a related party of the Group, as tenant for the lease of the hotel held by Xiamen Mingjia for a term of nearly ten years from 24 March 2017 to 19 January 2027 with rental at RMB9 million per annum for years 1 to 5 and RMB10 million per annum for years 6 to 10. Details of the transaction were announced by Chuang's China on 19 January 2017. The tenancy agreement was subsequently assigned by Lujiang Hotel to its wholly-owned subsidiary, Xiamen Mingjia Lujiang Hotel Limited ("Mingjia Lujiang Hotel").

On 30 April 2018, additional three villas situated right next to the hotel were leased to Mingjia Lujiang Hotel for a term of nearly 8.7 years from 1 May 2018 to 19 January 2027 (coterminous with the tenancy agreement of hotel) with rental at RMB159,348 per month for years 1 to 5 and RMB175,282.8 per month for year 6 onwards. Details of the transaction were announced by Chuang's China on 30 April 2018.

# Notes to the Consolidated Financial Statements (continued)

For the year ended 31 March 2020

## 23. Joint ventures (continued)

Total rental income received by Xiamen Mingjia from Mingjia Lujiang Hotel for the year ended 31 March 2020 amounted to approximately HK\$12,463,000 (2019: HK\$12,213,000) and was included in the "Share of results of joint ventures" in the consolidated income statement.

As at 31 March 2020, the Group's commitments in the joint ventures were HK\$31,041,000 (2019: HK\$39,665,000).

As at 31 March 2020, the Company had provided guarantees of HK\$399,557,000 (2019: HK\$391,443,000) for the banking facilities granted to the joint ventures.

There is no single joint venture material to the Group for both years.

## 24. Financial assets at fair value through other comprehensive income

|                                    | 2020<br>HK\$'000 | 2019<br>HK\$'000 |
|------------------------------------|------------------|------------------|
| Listed securities in Hong Kong     | 117,648          | 119,896          |
| Unlisted investment, at fair value | 11,082           | 11,674           |
|                                    | <b>128,730</b>   | 131,570          |

- (a) The movements of financial assets at fair value through other comprehensive income of the Group are analyzed as follows:

|   | 2020<br>HK\$'000 | 2019<br>HK\$'000 |
|---|------------------|------------------|
| At the beginning of the year                                  | 131,570          | –                |
| Reclassification from available-for-sale financial assets     | –                | 172,525          |
| Changes in exchange rates                                     | (773)            | (711)            |
| Additions   | 2,111            | –                |
| Change in fair value recognized in other comprehensive income | (4,178)          | (40,244)         |
| At the end of the year  | <b>128,730</b>   | 131,570          |

- (b) The listed securities in Hong Kong are denominated in Hong Kong dollar, whereas the unlisted investment is denominated in Renminbi. The listed securities in Hong Kong represent the Group's interests in listed companies in Hong Kong. The unlisted investment represents the Group's interests in a PRC company established for investments in various long-term projects in the PRC.

# Notes to the Consolidated Financial Statements (continued)

For the year ended 31 March 2020

## 25. Loans and receivables and other deposits

|   | 2020<br>HK\$'000 | 2019<br>HK\$'000 |
|---|------------------|------------------|
| Loans receivable (note a)   | 178,851          | 174,514          |
| Loans to the joint venture partner (note b)                                       | 10,960           | 11,732           |
| Other deposits (note c)   | 230,802          | 221,097          |
|   | 420,613          | 407,343          |
| Current portion of loans receivable included in debtors and prepayments (note 28) | (24,478)         | (20,608)         |
| Loans and receivables and other deposits  | 396,135          | 386,735          |

- (a) Loans receivable include a mortgage loan with carrying amount of HK\$117,544,000 (2019: HK\$125,327,000) provided to an independent third party to purchase the Group's property in Hong Kong amounting to HK\$220,000,000 during the year ended 31 March 2016 at the prevailing market rate. The mortgage loan is secured by the aforesaid property and details of the mortgage loan were announced by the Company on 24 March 2016.

Loans receivable also include other mortgage loans with aggregate carrying amount of HK\$59,807,000 (2019: HK\$47,187,000) provided to independent third parties to purchase properties in Hong Kong and a loan with carrying amount of HK\$1,500,000 (2019: HK\$2,000,000) to another independent third party in Hong Kong at the prevailing market rates. The mortgage loans are secured by the aforesaid properties and the remaining loan is secured by the guarantees from independent third parties.

- (b) Loans to the joint venture partner are provided for financing the property project in the PRC and carry interests at prevailing lending rate quoted by the People's Bank of China. The loans and interests accrued thereon will be repaid from the joint venture partner's share of net proceeds upon the sale of properties.
- (c) Other deposits include deposits paid for acquisition of right-of-use assets (2019: leasehold lands and land use rights) in the PRC and other countries and other assets. During the year ended 31 March 2020, the deposit paid for the acquisition of right-of-use assets of HK\$8,803,000 (2019: Nil) was transferred to properties for/under development upon completion of acquisition (note 19).

# Notes to the Consolidated Financial Statements (continued)

For the year ended 31 March 2020

## 26. Properties for sale

|  | 2020<br>HK\$'000 | 2019<br>HK\$'000 |
|--|------------------|------------------|
| Completed properties (notes d and e)                   | 457,988          | 482,067          |
| Properties for/under development (notes a, d, e and f) | 2,173,049        | 1,600,682        |
|  | <b>2,631,037</b> | 2,082,749        |

(a) The movements of properties for/under development of the Group are analyzed as follows:

|  | 2020<br>HK\$'000 | 2019<br>HK\$'000 |
|--|------------------|------------------|
| At the beginning of the year   | 1,600,682        | 1,208,233        |
| Changes in exchange rates  | (15,067)         | (18,129)         |
| Property development expenditure                                     | 946,879          | 274,149          |
| Interest expenses capitalized (note 11)                              | 10,866           | 11,547           |
| Transfer from non-current properties for/under development (note 19) | –                | 134,831          |
| Transfer to completed properties                                     | (4,132)          | (17,829)         |
| Transfer to investment properties (notes d and 17)                   | (366,179)        | –                |
| Reversal of provision for impairment (note e)                        | –                | 7,880            |
| At the end of the year   | <b>2,173,049</b> | 1,600,682        |

(b) Properties for sale of the Group are located:

|                   | 2020<br>HK\$'000 | 2019<br>HK\$'000 |
|-------------------|------------------|------------------|
| In Hong Kong      | 1,998,883        | 1,118,712        |
| Outside Hong Kong | 632,154          | 964,037          |
|                   | <b>2,631,037</b> | 2,082,749        |

(c) Properties for sale of HK\$927,255,000 (2019: HK\$1,035,146,000) have been pledged as securities for the borrowing facilities granted to the Group (note 34).

(d) During the year ended 31 March 2020, upon the change of intended use, the Group had transferred properties for/under development of HK\$366,179,000 (2019: completed properties of HK\$20,112,000) in Mongolia (2019: the PRC) from properties for sale to investment properties at aggregate fair value of HK\$584,155,000 (2019: HK\$26,461,000)(note 17). Fair value gain on transfer of these properties of approximately HK\$217,976,000 (2019: HK\$6,349,000) and the related deferred taxation of HK\$49,202,000 (2019: HK\$1,587,000) were recorded respectively.

# Notes to the Consolidated Financial Statements (continued)

For the year ended 31 March 2020

## 26. Properties for sale (continued)

- (e) In view of the respective market conditions, management performed impairment assessments on properties for/under development (note 19) and properties for sale. Reversals of provision for impairment of HK\$8,639,000 and HK\$997,000 were recorded for properties for/under development and completed properties respectively for the year ended 31 March 2019. The recoverable amounts were determined based on the valuation performed by VPC Alliance (KL) Sdn. Bhd., Colliers and C&W, independent professional property valuers.
- (f) As at 31 March 2020, properties for/under development amounting to approximately HK\$1,107,122,000 (2019: HK\$1,457,118,000) are expected to be completed after more than twelve months from the balance sheet date.

## 27. Inventories

|                                 | 2020<br>HK\$'000 | 2019<br>HK\$'000 |
|---------------------------------|------------------|------------------|
| Raw materials                   | 50               | 238              |
| Finished goods and merchandises | 103,054          | 139,056          |
|                                 | <b>103,104</b>   | 139,294          |

## 28. Debtors and prepayments

|                               | 2020<br>HK\$'000 | 2019<br>HK\$'000 |
|-------------------------------|------------------|------------------|
| Trade debtors                 | 21,790           | 23,421           |
| Other debtors and prepayments | 183,783          | 112,374          |
| Utility and other deposits    | 37,035           | 43,545           |
|                               | <b>242,608</b>   | 179,340          |

Receivables from sales of properties and cemetery assets are settled in accordance with the terms of respective contracts. Rental income and management fees are received in advance. Credit terms of hotel income and sales of goods and merchandises mainly range from 30 days to 45 days and 30 days to 90 days respectively.

# Notes to the Consolidated Financial Statements (continued)

For the year ended 31 March 2020

## 28. Debtors and prepayments (continued)

The aging analysis of the trade debtors of the Group is as follows:

|               | 2020<br>HK\$'000 | 2019<br>HK\$'000 |
|---------------|------------------|------------------|
| Below 30 days | 7,341            | 12,480           |
| 31 to 60 days | 3,522            | 611              |
| 61 to 90 days | 730              | 476              |
| Over 90 days  | 10,197           | 9,854            |
|               | <b>21,790</b>    | 23,421           |

The Group applies the HKFRS 9 simplified approach to measure expected credit losses which use a lifetime expected loss allowance for all trade debtors. Trade debtors are grouped based on shared credit risk characteristics and the days past due as follows:

|               | 2020<br>HK\$'000 | 2019<br>HK\$'000 |
|---------------|------------------|------------------|
| Below 30 days | 4,241            | 1,733            |
| 31 to 60 days | 3,518            | 501              |
| 61 to 90 days | 1,236            | 307              |
| Over 90 days  | 9,102            | 9,772            |
|               | <b>18,097</b>    | 12,313           |

The Group determines the provision for expected credit losses by grouping together trade debtors with similar credit risk characteristics and collectively assessing them for likelihood of recovery, taking into account prevailing economic conditions. For trade debtors relating to amounts which are long overdue with significant amounts or known insolvencies or non-response to collection activities, they are assessed individually for impairment allowance. During the year ended 31 March 2020, trade debtors of HK\$17,000 (2019: HK\$473,000) had been written off against impairment allowance provision. As at 31 March 2020, trade debtors of HK\$2,246,000 (2019: Nil) were impaired but not yet written off.

Other debtors of the Group include an amount receivable from an associated company of HK\$2,211,000 (2019: HK\$2,542,000) which is unsecured, interest free and receivable on demand. Other debtors of the Group also include receivables of HK\$24,478,000 (2019: HK\$20,608,000) from the current portions of the mortgage loans and the loan to another independent third party in Hong Kong at prevailing market rates (note 25(a)).

As at 31 March 2020, prepayments of the Group include sales commissions of HK\$85,756,000 (2019: HK\$15,697,000) which represent costs incurred to obtain property sale contracts. The Group has capitalized the amounts which will be amortized when the related revenue is recognized.



# Notes to the Consolidated Financial Statements (continued)

For the year ended 31 March 2020

## 28. Debtors and prepayments (continued)

Other deposits of the Group include net deposits of HK\$8,869,000 (2019: HK\$15,173,000) for acquisition of property projects, properties and right-of-use assets (2019: also including leasehold lands and land use rights) after the accumulated provision for impairment of HK\$125,666,000 (2019: HK\$128,479,000) as at 31 March 2020.

The maximum exposure to credit risk at the balance sheet is the carrying value of each class of receivable mentioned above.

Debtors and prepayments are mainly denominated in Hong Kong dollar, Renminbi and British Pound Sterling ("GBP"). The carrying values of debtors and prepayments approximate their fair values.

## 29. Financial assets at fair value through profit or loss

|                      | 2020<br>HK\$'000 | 2019<br>HK\$'000 |
|----------------------|------------------|------------------|
| Listed securities    | 1,678            | 2,145            |
| Listed bonds         | 2,360,256        | 2,079,478        |
| Unlisted investments | 75,296           | 64,476           |
|                      | <b>2,437,230</b> | 2,146,099        |

The listed securities are dominated in Hong Kong dollar, the listed bonds are denominated in United States dollar, and the unlisted investments are denominated in Renminbi and United States dollar.

The unlisted investments represent the Group's interests in various companies with investments in various long-term projects.

Financial assets at fair value through profit or loss of HK\$80,351,000 (2019: HK\$328,019,000) have been pledged as securities for the borrowing facilities granted to the Group (note 34).

# Notes to the Consolidated Financial Statements (continued)

For the year ended 31 March 2020

## 30. Cash and bank balances

|                          | 2020<br>HK\$'000 | 2019<br>HK\$'000 |
|--------------------------|------------------|------------------|
| Cash at bank and in hand | 363,951          | 688,054          |
| Short-term bank deposits | 2,156,350        | 2,804,217        |
|                          | <b>2,520,301</b> | 3,492,271        |

Cash and bank balances of HK\$123,014,000 (2019: HK\$298,429,000) are restricted and can only be used for the payments of construction costs of certain properties for sale, and the repayment of bank borrowings on these properties (if applicable).

The effective interest rates on short-term bank deposits range from 0.1% to 3.15% (2019: 0.125% to 3.05%) per annum and these deposits have maturities ranging from 1 to 366 days (2019: 1 to 365 days).

Cash and bank balances are denominated in the following currencies:

|                      | 2020<br>HK\$'000 | 2019<br>HK\$'000 |
|----------------------|------------------|------------------|
| Hong Kong dollar     | 2,191,098        | 3,223,797        |
| Renminbi             | 157,494          | 141,657          |
| United States dollar | 111,125          | 83,236           |
| GBP                  | 46,536           | 35,622           |
| Others               | 14,048           | 7,959            |
|                      | <b>2,520,301</b> | 3,492,271        |

Cash and bank balances of approximately HK\$157 million (2019: HK\$140 million) are held in the PRC and subject to local exchange control regulations. These local exchange control regulations restrict capital remittance from the country, other than through normal dividend distribution.

# Notes to the Consolidated Financial Statements (continued)

For the year ended 31 March 2020

## 31. Creditors and accruals and sales deposits received

### (a) Creditors and accruals

|   | 2020<br>HK\$'000 | 2019<br>HK\$'000 |
|---|------------------|------------------|
| Trade creditors (note (i))                                | 5,541            | 10,367           |
| Other creditors and accrued expenses (note (ii))          | 291,718          | 253,383          |
| Amounts payable to non-controlling interests (note (iii)) | 10,490           | 10,594           |
| Provision for tax indemnities (note (iv))                 | 45,077           | 45,600           |
| Lease liabilities – current portion (note 18(b))          | 6,022            | –                |
| Tenant and other deposits                                 | 48,727           | 52,770           |
|   | <b>407,575</b>   | 372,714          |

(i) The aging analysis of the trade creditors of the Group is as follows:

|               | 2020<br>HK\$'000 | 2019<br>HK\$'000 |
|---------------|------------------|------------------|
| Below 30 days | 2,014            | 3,473            |
| 31 to 60 days | 433              | 425              |
| Over 60 days  | 3,094            | 6,469            |
|               | <b>5,541</b>     | 10,367           |

(ii) Other creditors and accrued expenses of the Group include the construction cost payables and accruals of HK\$196,964,000 (2019: HK\$144,830,000) for the property and cemetery projects of the Group.

(iii) Amounts payable to non-controlling interests are unsecured, interest free and repayable on demand.

## 31. Creditors and accruals and sales deposits received (continued)

### (a) Creditors and accruals (continued)

- (iv) (a) In accordance with the terms and conditions of the sale and purchase agreement entered into by Chuang's China and Midas International Holdings Limited ("Midas") (a listed subsidiary of the Group before its disposal, subsequently changed its name to Magnus Concordia Group Limited) for the group restructuring whereby the cemetery business was transferred from Midas to Chuang's China (the "Restructuring", and was announced by the Company on 22 January 2017 and published in the circulars of Chuang's China and Midas on 8 March 2017), the Chuang's China Group has to indemnify Midas with the maximum amount of RMB6.8 million (equivalent to approximately HK\$7.4 million) (2019: RMB6.8 million, equivalent to approximately HK\$7.9 million) for certain PRC tax liabilities arising from the subsequent sales by Midas of certain properties for a period of three years from 8 March 2018. This provision represents the Group's estimated liabilities under this indemnity.
- (b) In accordance with the terms and conditions of the sale and purchase agreement entered into by the Company and Midas on 6 July 2017 for the disposal of its wholly-owned subsidiaries which held investment properties in Hong Kong to Midas, the Group shall indemnify Midas (after its disposal) with the maximum amount of HK\$37,658,000 (2019: HK\$37,658,000) for any Hong Kong profits tax liabilities arising from the subsequent sales by Midas of those Hong Kong investment properties which were acquired by Midas from the Group on 24 August 2017. This provision represents the Group's estimated liabilities under this indemnity.
- (v) Creditors and accruals are mainly denominated in Hong Kong dollar, Renminbi and British Pound Sterling. The carrying values of creditors and accruals approximate their fair values.

# Notes to the Consolidated Financial Statements (continued)

For the year ended 31 March 2020

## 31. Creditors and accruals and sales deposits received (continued)

### (b) Sales deposits received

The Group receives payments from customers based on billing schedule as established in contracts. Payments are usually received in advance of the performance under the contracts.

Sales deposits of HK\$2,628,000 held as at 1 April 2019 and HK\$1,826,000 held as at 1 April 2018 were recognized as sales of properties for the years ended 31 March 2020 and 2019 respectively.

The aggregate amount of the transaction price allocated to the unsatisfied performance obligations resulting from property sales for contracts with an original expected duration of one year or more is as follows:

|   | 2020<br>HK\$'000 | 2019<br>HK\$'000 |
|---|------------------|------------------|
| Expected to be recognized within one year | 1,666,564        | 7,122            |
| Expected to be recognized after one year  | 4,390            | 884,759          |
|   | <b>1,670,954</b> | 891,881          |

# Notes to the Consolidated Financial Statements (continued)

For the year ended 31 March 2020

## 32. Share capital

|   | 2020<br>HK\$'000     | 2019<br>HK\$'000   |
|---|----------------------|--------------------|
| Authorized:                             |                      |                    |
| 2,500,000,000 shares of HK\$0.25 each   | <b>625,000</b>       | 625,000            |
|   |                      |                    |
|   | Number of<br>shares  | Amount<br>HK\$'000 |
| Issued and fully paid at HK\$0.25 each: |                      |                    |
| At 1 April 2018, 31 March 2019 and 2020 | <b>1,672,553,104</b> | <b>418,138</b>     |

All new shares rank pari passu to the existing shares.

The Company has adopted a share option scheme (the "Scheme") pursuant to the annual general meeting of the Company held on 31 August 2012, which is valid and effective for a term of ten years from the date of its adoption. Under the Scheme, the Directors may grant options to the eligible persons as defined in the Scheme, inter alia, any Directors, employees or business consultants of the Company and its subsidiaries, to subscribe for shares in the Company under the terms and conditions stipulated therein. The maximum number of shares in respect of which options may be granted under the Scheme shall not exceed 10% of the issued share capital of the Company as at the adoption date which is 31 August 2012. No options have been granted under the Scheme since its adoption.

# Notes to the Consolidated Financial Statements (continued)

For the year ended 31 March 2020

## 33. Reserves

|   | Share premium  | Capital redemption reserve | Capital reserve | Statutory reserve | Property, plant and equipment revaluation reserve | Investment revaluation reserve | Exchange reserve | Retained profits | Total             |
|---|----------------|----------------------------|-----------------|-------------------|---|--------------------------------|------------------|------------------|-------------------|
|   | HK\$'000       | HK\$'000                   | HK\$'000        | HK\$'000          | HK\$'000  | HK\$'000                       | HK\$'000         | HK\$'000         | HK\$'000          |
| At 1 April 2018   | 755,510        | 4,462                      | 414,747         | 21,584            | 79,575  | 32,947                         | 21,122           | 9,404,032        | 10,733,979        |
| Adjustment on the adoption of HKFRS 9   | -              | -                          | -               | -                 | -   | (2,743)                        | -                | 2,743            | -                 |
| Restated at 1 April 2018  | 755,510        | 4,462                      | 414,747         | 21,584            | 79,575  | 30,204                         | 21,122           | 9,406,775        | 10,733,979        |
| Profit for the year   | -              | -                          | -               | -                 | -   | -                              | -                | 1,226,643        | 1,226,643         |
| Net exchange differences  | -              | -                          | -               | -                 | -   | -                              | (104,637)        | -                | (104,637)         |
| Share of exchange reserve of a joint venture  | -              | -                          | -               | -                 | -   | -                              | (5,183)          | -                | (5,183)           |
| Change in fair value of financial assets at fair value through other comprehensive income | -              | -                          | -               | -                 | -   | (24,432)                       | -                | -                | (24,432)          |
| 2018 final dividend paid  | -              | -                          | -               | -                 | -   | -                              | -                | (83,628)         | (83,628)          |
| 2019 interim dividend paid  | -              | -                          | -               | -                 | -   | -                              | -                | (58,539)         | (58,539)          |
| Increase of interest in a subsidiary  | -              | -                          | -               | -                 | -   | -                              | -                | (189)            | (189)             |
| At 31 March 2019  | 755,510        | 4,462                      | 414,747         | 21,584            | 79,575  | 5,772                          | (88,698)         | 10,491,062       | 11,684,014        |
| Loss for the year   | -              | -                          | -               | -                 | -   | -                              | -                | (705,084)        | (705,084)         |
| Net exchange differences  | -              | -                          | -               | -                 | -   | -                              | (145,350)        | -                | (145,350)         |
| Share of exchange reserve of a joint venture  | -              | -                          | -               | -                 | -   | -                              | (8,018)          | -                | (8,018)           |
| Change in fair value of financial assets at fair value through other comprehensive income | -              | -                          | -               | -                 | -   | (2,539)                        | -                | -                | (2,539)           |
| Transfer to statutory reserve   | -              | -                          | -               | 570               | -   | -                              | -                | (570)            | -                 |
| 2019 final dividend paid  | -              | -                          | -               | -                 | -   | -                              | -                | (108,716)        | (108,716)         |
| 2020 interim dividend paid  | -              | -                          | -               | -                 | -   | -                              | -                | (25,088)         | (25,088)          |
| <b>At 31 March 2020</b>   | <b>755,510</b> | <b>4,462</b>               | <b>414,747</b>  | <b>22,154</b>     | <b>79,575</b>                                     | <b>3,233</b>                   | <b>(242,066)</b> | <b>9,651,604</b> | <b>10,689,219</b> |

Statutory reserve represents enterprise expansion fund and general reserve fund set aside by subsidiaries in accordance with the relevant laws and regulations in the PRC.

# Notes to the Consolidated Financial Statements (continued)

For the year ended 31 March 2020

## 34. Borrowings

|                            | 2020<br>HK\$'000 | 2019<br>HK\$'000 |
|----------------------------|------------------|------------------|
| Unsecured bank borrowings  |                  |                  |
| Short-term bank borrowing  | –                | 200,000          |
| Long-term bank borrowings  | <b>1,418,500</b> | 1,244,500        |
|                            | <b>1,418,500</b> | 1,444,500        |
| Secured bank borrowings    |                  |                  |
| Short-term bank borrowings | <b>646,777</b>   | 407,555          |
| Long-term bank borrowings  | <b>5,020,445</b> | 5,455,458        |
|                            | <b>5,667,222</b> | 5,863,013        |
| Total bank borrowings      | <b>7,085,722</b> | 7,307,513        |

The total bank borrowings are analyzed as follows:

|                            | 2020<br>HK\$'000 | 2019<br>HK\$'000 |
|----------------------------|------------------|------------------|
| Short-term bank borrowings | <b>646,777</b>   | 607,555          |
| Long-term bank borrowings  | <b>6,438,945</b> | 6,699,958        |
|                            | <b>7,085,722</b> | 7,307,513        |

The long-term bank borrowings are analyzed as follows:

|   | 2020<br>HK\$'000   | 2019<br>HK\$'000 |
|---|--------------------|------------------|
| Long-term bank borrowings   | <b>6,438,945</b>   | 6,699,958        |
| Current portion included in current liabilities                           |                    |                  |
| Portion due within one year   | <b>(844,578)</b>   | (837,298)        |
| Portion due after one year which contains a repayment<br>on demand clause | <b>(637,163)</b>   | (512,992)        |
|   | <b>(1,481,741)</b> | (1,350,290)      |
|   | <b>4,957,204</b>   | 5,349,668        |



# Notes to the Consolidated Financial Statements (continued)

For the year ended 31 March 2020

## 34. Borrowings (continued)

The bank borrowings of the Group are secured by certain assets including property, plant and equipment, investment properties, right-of-use assets, properties for/under development, properties for sale and financial assets at fair value through profit or loss with an aggregate carrying value of HK\$10,987,959,000 (2019: HK\$11,548,540,000, including leasehold lands and land use rights), shares of certain subsidiaries, guaranteed by the Company and Chuang's China, and bank borrowings of HK\$5,585,045,000 (2019: HK\$5,324,637,000) are also secured by the assignment of rental income from the investment properties and other properties of the Group.

The bank borrowings are repayable in the following periods based on the agreed scheduled repayment dates set out in the loan agreements:

|                                 | 2020<br>HK\$'000 | 2019<br>HK\$'000 |
|---------------------------------|------------------|------------------|
| Within the first year           | 1,491,355        | 1,444,853        |
| Within the second year          | 4,340,962        | 850,745          |
| Within the third to fifth years | 1,056,705        | 4,827,511        |
| After the fifth year            | 196,700          | 184,404          |
|                                 | <b>7,085,722</b> | 7,307,513        |

The effective interest rates of the bank borrowings at the balance sheet date range from 1.58% to 5.50% (2019: 2.15% to 5.50%) per annum. The fair values of the bank borrowings, based on the cash flows discounted at the borrowing rates of 1.58% to 5.50% (2019: 2.15% to 5.50%) per annum, approximate their carrying values and are within level 2 of the fair value hierarchy. The exposure of the bank borrowings to interest rate changes and the contractual repricing dates are 6 months or less.

The bank borrowings are denominated in the following currencies:

|                      | 2020<br>HK\$'000 | 2019<br>HK\$'000 |
|----------------------|------------------|------------------|
| Hong Kong dollar     | 6,454,335        | 6,659,981        |
| GBP                  | 461,760          | 505,362          |
| Malaysian Ringgit    | 128,872          | 139,884          |
| United States dollar | 38,929           | –                |
| Singapore dollar     | 1,826            | 2,286            |
|                      | <b>7,085,722</b> | 7,307,513        |

# Notes to the Consolidated Financial Statements (continued)

For the year ended 31 March 2020

## 35. Deferred taxation

|                               | 2020<br>HK\$'000 | 2019<br>HK\$'000 |
|-------------------------------|------------------|------------------|
| Deferred taxation assets      | 31,254           | 29,700           |
| Deferred taxation liabilities | (519,168)        | (494,896)        |
|                               | <b>(487,914)</b> | (465,196)        |

The net movements of the deferred taxation of the Group are as follows:

|  | HK\$'000         |
|--|------------------|
| At 1 April 2018  | (351,627)        |
| Changes in exchange rates                              | 14,971           |
| Charged to the consolidated income statement (note 13) | (53,022)         |
| Acquisition of a property business (note 39(c)(ii))    | (75,518)         |
| At 31 March 2019                                       | (465,196)        |
| Changes in exchange rates                              | 26,955           |
| Charged to the consolidated income statement (note 13) | (49,673)         |
| <b>At 31 March 2020</b>                                | <b>(487,914)</b> |

# Notes to the Consolidated Financial Statements (continued)

For the year ended 31 March 2020

## 35. Deferred taxation (continued)

The movements in deferred taxation assets and liabilities of the Group (prior to offsetting of balances within the same taxation jurisdiction) during the year are as follows:

|   | Deferred taxation liabilities |                                      |  |                              |                                 | Deferred taxation assets |               |
|---|-------------------------------|--------------------------------------|--|------------------------------|---------------------------------|--------------------------|---------------|
|   | Fair value gains              | Revaluation of investment properties | Revaluation of financial assets at fair value through profit or loss | Accelerated tax depreciation | Dividend income withholding tax | Tax losses               |               |
|   | HK\$'000                      | HK\$'000                             | HK\$'000   | HK\$'000                     | HK\$'000                        | HK\$'000                 |               |
| At 1 April 2018   | (223,202)                     | (117,076)                            | –  | (44,255)                     | (6,000)                         | (390,533)                | 38,906        |
| Changes in exchange rates                               | 8,024                         | 6,655                                | –  | 348                          | –                               | 15,027                   | (56)          |
| (Charged)/credited to the consolidated income statement | (1,534)                       | (84,727)                             | (109)  | (3,396)                      | 6,000                           | (83,766)                 | 30,744        |
| Acquisition of a property business                      | (75,518)                      | –                                    | –  | –                            | –                               | (75,518)                 | –             |
| At 31 March 2019  | (292,230)                     | (195,148)                            | (109)  | (47,303)                     | –                               | (534,790)                | 69,594        |
| Changes in exchange rates                               | 13,255                        | 13,227                               | 18   | 442                          | –                               | 26,942                   | 13            |
| Credited/(charged) to the consolidated income statement | 6,050                         | (55,587)                             | (421)  | (10,903)                     | –                               | (60,861)                 | 11,188        |
| <b>At 31 March 2020</b>                                 | <b>(272,925)</b>              | <b>(237,508)</b>                     | <b>(512)</b>   | <b>(57,764)</b>              | <b>–</b>                        | <b>(568,709)</b>         | <b>80,795</b> |

Deferred taxation liabilities for the fair value gains represent the deferred taxation on the differences between the carrying values of the properties and assets as included in the consolidated financial statements and the carrying values of these properties and assets as included in the financial statements of the relevant subsidiaries. The values were based on the date of acquisition of those subsidiaries by the Group.

Deferred taxation liabilities have been provided in full on temporary differences under the liability method using the applicable tax rates prevailing in the countries in which the Group operates and are expected to be settled after more than twelve months from the balance sheet date.

# Notes to the Consolidated Financial Statements (continued)

For the year ended 31 March 2020

## 35. Deferred taxation (continued)

Deferred taxation assets of HK\$480.7 million (2019: HK\$470.5 million) arising from unused tax losses of HK\$2,892.5 million (2019: HK\$2,818.8 million) have not been recognized in the consolidated financial statements. These tax losses have no expiry dates or will expire within five years for those from the PRC.

Deferred taxation liabilities of HK\$6.6 million (2019: HK\$6.4 million) arising from withholding tax on the unremitted earnings of certain PRC subsidiaries have not been recognized in the consolidated financial statements as these earnings are expected to be reinvested.

## 36. Loans and payables with non-controlling interests

Loans and payables with non-controlling interests of the Group are unsecured, interest free and not repayable within the next twelve months from the balance sheet date. The balances are denominated in Hong Kong dollar, Renminbi and Euro (2019: Hong Kong dollar).

## 37. Commitments

### (a) Capital commitments

|   | 2020<br>HK\$'000 | 2019<br>HK\$'000 |
|---|------------------|------------------|
| Contracted but not provided for in respect of property projects, properties and property, plant and equipment (including those in joint ventures) | <b>299,322</b>   | 984,587          |

### (b) Operating lease rental payable

From 1 April 2019, the Group has recognized right-of-use assets for leases, except for short-term leases. As at 31 March 2019, the future aggregate minimum lease payments under non-cancellable operating leases in respect of land and buildings were payable in the following periods:

|                                  | 2020<br>HK\$'000 | 2019<br>HK\$'000 |
|----------------------------------|------------------|------------------|
| Within the first year            | –                | 22,110           |
| Within the second to fifth years | –                | 5,202            |
|                                  | –                | 27,312           |

# Notes to the Consolidated Financial Statements (continued)

For the year ended 31 March 2020

## 37. Commitments (continued)

### (c) Operating lease rental receivable

The future aggregate minimum lease rental income under non-cancellable operating leases in respect of properties is receivable in the following periods:

|                        | 2020<br>HK\$'000 | 2019<br>HK\$'000 |
|------------------------|------------------|------------------|
| Within the first year  | 124,667          | 157,510          |
| Within the second year | 69,474           | 108,093          |
| Within the third year  | 33,345           | 46,645           |
| Within the fourth year | 13,541           | 9,136            |
| Within the fifth year  | 8,820            | 20,223           |
| After the fifth year   | 1,366            | 115,629          |
|                        | <b>251,213</b>   | 457,236          |

The Group leases properties under various agreements which will be terminated between 2020 and 2027 (2019: 2019 and 2034).

## 38. Financial guarantees

|  | 2020<br>HK\$'000 | 2019<br>HK\$'000 |
|--|------------------|------------------|
| Guarantees for mortgage loans to purchasers of properties of the Group in the PRC (note) | 32,428           | 71,626           |

Note: The financial guarantees provided by the Group represented the guarantees in respect of mortgage loans made by certain banks to certain purchasers of the Group's properties in the PRC. Pursuant to the terms of the guarantees, upon default in mortgage payments by these purchasers, the Group is responsible to repay the outstanding mortgage principals together with accrued interest and penalty owed by the defaulted purchasers to the banks and the Group is entitled to take over the legal title and possession of the related properties. Such guarantees will be terminated upon the earlier of (i) the issuance of the property ownership certificates which is generally available within six months to one year after the purchasers take possession of the relevant properties; or (ii) the satisfaction of mortgage loans by the purchasers of properties. Since the Group is able to retain the purchaser's deposits and sell the properties to recover any amounts paid by the Group to the banks, the estimated net amounts required to be settled by the Group and the fair value of the financial guarantees as calculated are not material and hence not recognized in the consolidated financial statements.

# Notes to the Consolidated Financial Statements (continued)

For the year ended 31 March 2020

## 39. Notes to the consolidated cash flow statement

### (a) Reconciliation of operating (loss)/profit to cash used in operations

|   | 2020<br>HK\$'000 | 2019<br>HK\$'000 |
|---|------------------|------------------|
| Operating (loss)/profit   | <b>(450,807)</b> | 1,530,128        |
| Interest income from bank deposits  | <b>(59,970)</b>  | (33,192)         |
| Dividend income from financial assets at fair value through other comprehensive income      | <b>(3,647)</b>   | (4,924)          |
| Reversal of provision for impairment of properties for/under development                    | –                | (759)            |
| Reversal of provision for impairment of properties for sale                                 | –                | (8,877)          |
| Net loss on disposal of investment properties   | <b>2,127</b>     | –                |
| Net loss/(gain) on disposal of property, plant and equipment                                | <b>2,546</b>     | (39)             |
| Fair value gain on transfer of properties from properties for sale to investment properties | <b>(217,976)</b> | (6,349)          |
| Gain on disposal of subsidiaries  | –                | (461,208)        |
| Change in fair value of investment properties   | <b>458,133</b>   | (1,108,170)      |
| Reversal of provision for impairment of inventories   | <b>(6,500)</b>   | –                |
| Reversal of provision for impairment of other deposits                                      | <b>(2,813)</b>   | –                |
| Reversal of provision for impairment of trade debtors                                       | –                | (1,885)          |
| Depreciation of property, plant and equipment   | <b>52,996</b>    | 48,630           |
| Depreciation of right-of-use assets   | <b>60,019</b>    | –                |
| Amortization of leasehold lands and land use rights   | –                | 39,311           |
| Provision for impairment of trade debtors   | <b>2,263</b>     | 473              |
| Operating loss before working capital changes   | <b>(163,629)</b> | (6,861)          |
| Increase in loans and receivables and other deposits  | <b>(35,675)</b>  | (45,264)         |
| Increase in properties for/under development and properties for sale                        | <b>(999,541)</b> | (385,580)        |
| Decrease/(increase) in cemetery assets  | <b>4,310</b>     | (40,835)         |
| Decrease in inventories   | <b>42,008</b>    | 1,760            |
| (Increase)/decrease in debtors and prepayments  | <b>(64,605)</b>  | 5,424            |
| Increase in financial assets at fair value through profit or loss                           | <b>(295,019)</b> | (133,959)        |
| Increase in creditors and accruals  | <b>37,682</b>    | 54,490           |
| Increase in sales deposits received   | <b>1,209,583</b> | 338,923          |
| Cash used in operations   | <b>(264,886)</b> | (211,902)        |

# Notes to the Consolidated Financial Statements (continued)

For the year ended 31 March 2020

## 39. Notes to the consolidated cash flow statement (continued)

### (b) Analysis of cash and cash equivalents

|  | 2020<br>HK\$'000 | 2019<br>HK\$'000 |
|--|------------------|------------------|
| Cash and bank balances   | 2,520,301        | 3,492,271        |
| Bank deposits maturing more than three months from date of placement | (2,292)          | (2,283)          |
| Cash and cash equivalents  | 2,518,009        | 3,489,988        |

### (c) Acquisition and disposal of subsidiaries/businesses

#### (i) HK Disposal

|  | 2019<br>HK\$'000 |
|--|------------------|
| Consideration  | 2,030,062        |
| Less: Transaction costs and related expenses               | (1,422)          |
| Net proceeds   | 2,028,640        |
| Details of net assets at the date of disposal:             |                  |
| Investment property  | 1,491,852        |
| Deposits   | 62               |
| Net assets disposed of                                     | 1,491,914        |
| Loss on PRC Property Acquisition (note 39(c)(ii))          | 75,518           |
| Gain on disposal of subsidiaries (note 8)                  | 461,208          |
|  | 2,028,640        |
| Analysis of gain on the HK Disposal:                       |                  |
| Gain on disposal of subsidiaries (note 8)                  | 461,208          |
| Analysis of net cash inflow in respect of the HK Disposal: |                  |
| Net consideration received                                 | 2,028,640        |
| Less: PRC Property Acquisition (note 39(c)(ii))            | (420,000)        |
| Deposits received  | (315,000)        |
| Net cash inflow from the HK Disposal                       | 1,293,640        |
| Satisfied by:  |                  |
| Cash consideration   | 1,610,062        |
| PRC Property Acquisition (note 39(c)(ii))                  | 420,000          |
|  | 2,030,062        |

# Notes to the Consolidated Financial Statements (continued)

For the year ended 31 March 2020

## 39. Notes to the consolidated cash flow statement (continued)

### (c) Acquisition and disposal of subsidiaries/businesses (continued)

#### (ii) PRC Property Acquisition

|   | 2019<br>HK\$'000 |
|---|------------------|
| Consideration paid:   |                  |
| Investment property   | 420,000          |
| The recognized amounts of identifiable asset acquired and liabilities assumed at fair value at the date of acquisition: |                  |
| Investment property   | 420,000          |
| Deferred taxation liabilities   | (75,518)         |
| Total identifiable net assets   | 344,482          |
| Loss on PRC Property Acquisition (note 39(c)(i))  | 75,518           |
|   | 420,000          |

The Group measured its fair value of net assets acquired with reference to the valuation based on direct comparison method carried out by Colliers, an independent professional property valuer who holds a recognized relevant professional qualification and had recent experience in the locations and segments of assets valued, as at the acquisition date and the current use equate to the highest and best use. Details of judgment and assumptions of the investment property had been disclosed in note 17. No contingent consideration arrangements or contingent liabilities were identified at acquisition.

The acquired business contributed revenues and profit attributable to the equity holders of the Company of approximately HK\$7,900,000 and HK\$7,050,000 respectively to the Group for the period from its acquisition date up to 31 March 2019. Had the acquisition of the property business occurred on 1 April 2018, the consolidated revenues and profit attributable to the equity holders of the Company for the year ended 31 March 2019 would have been approximately HK\$632,938,000 and HK\$1,236,402,000 respectively.



# Notes to the Consolidated Financial Statements (continued)

For the year ended 31 March 2020

## 39. Notes to the consolidated cash flow statement (continued)

### (d) Reconciliation of liabilities arising from financing activities

|  | Bank borrowings  |                  | Loans and payables with non-controlling interests |               | Lease liabilities | Total            |
|--|------------------|------------------|---|---------------|-------------------|------------------|
|  | Non-current      | Current          | Non-current                                       | Current       |                   |                  |
|  | HK\$'000         | HK\$'000         | HK\$'000  | HK\$'000      | HK\$'000          | HK\$'000         |
| At 1 April 2018                                  | 5,187,380        | 1,233,799        | 29,905  | 1,823         | –                 | 6,452,907        |
| Cash inflows                                     | 1,379,236        | 830,489          | 5,145   | –             | –                 | 2,214,870        |
| Cash outflows                                    | (172,000)        | (1,098,095)      | –   | (1,366)       | –                 | (1,271,461)      |
| Non-cash changes:                                |                  |                  |   |               |                   |                  |
| Exchange difference                              | (48,233)         | (5,063)          | (24)  | (10)          | –                 | (53,330)         |
| Reclassifications                                | (996,715)        | 996,715          | (10,147)  | 10,147        | –                 | –                |
| At 31 March 2019                                 | 5,349,668        | 1,957,845        | 24,879  | 10,594        | –                 | 7,342,986        |
| Cash inflows                                     | 581,992          | 931,925          | 17,892  | –             | –                 | 1,531,809        |
| Cash outflows                                    | (130,705)        | (1,564,390)      | (12,799)  | –             | (22,210)          | (1,730,104)      |
| Non-cash changes:                                |                  |                  |   |               |                   |                  |
| Exchange difference                              | (33,315)         | (7,298)          | 389   | (104)         | (1,265)           | (41,593)         |
| Adoption of HKFRS 16 (note 2(a)(iii))            | –                | –                | –   | –             | 52,732            | 52,732           |
| New/terminated leases                            | –                | –                | –   | –             | 472               | 472              |
| Interest expenses of lease liabilities (note 11) | –                | –                | –   | –             | 2,020             | 2,020            |
| Acquisition of subsidiaries (note 22)            | –                | –                | 17,111  | –             | –                 | 17,111           |
| Reclassifications                                | (810,436)        | 810,436          | –   | –             | –                 | –                |
| <b>At 31 March 2020</b>                          | <b>4,957,204</b> | <b>2,128,518</b> | <b>47,472</b>                                     | <b>10,490</b> | <b>31,749</b>     | <b>7,175,433</b> |

## 40. Event after the reporting period

On 30 April 2020, an indirect wholly-owned subsidiary of Chuang's China entered into a sale and purchase agreement with an independent third party to dispose of a property holding company which holds an investment property in the United Kingdom for a cash consideration of about GBP94.2 million (equivalent to approximately HK\$909.2 million) (subject to adjustment). Deposit of about GBP9.4 million (equivalent to approximately HK\$90.9 million) has been received in cash from the purchaser and is held by Chuang's China's solicitors as stakeholder. The transaction was approved by the shareholders of Chuang's China at its special general meeting held on 23 June 2020, and the transaction is expected to be completed around the end of August 2020. Details of the transaction were announced by the Company and Chuang's China on 3 May 2020, and published in the circulars of the Company and Chuang's China on 3 June 2020 respectively.

# Notes to the Consolidated Financial Statements (continued)

For the year ended 31 March 2020

## 41. Approval of the consolidated financial statements

The consolidated financial statements were approved by the Board on 29 June 2020.

## 42. Balance sheet and reserves movement of the Company

### Balance sheet of the Company

As at 31 March 2020

|                               | Note | 2020<br>HK\$'000 | 2019<br>HK\$'000 |
|-------------------------------|------|------------------|------------------|
| <b>Non-current asset</b>      |      |                  |                  |
| Subsidiaries                  |      | 875,435          | 875,435          |
| <b>Current assets</b>         |      |                  |                  |
| Debtors and prepayments       |      | 2,782            | 3,245            |
| Amounts due from subsidiaries |      | 2,839,995        | 2,602,398        |
| Cash and bank balances        |      | 1,748,638        | 2,413,197        |
|                               |      | 4,591,415        | 5,018,840        |
| <b>Current liabilities</b>    |      |                  |                  |
| Creditors and accruals        |      | 6,562            | 6,354            |
| Amount due to a subsidiary    |      | 908,057          | 1,454,074        |
|                               |      | 914,619          | 1,460,428        |
| <b>Net current assets</b>     |      | 3,676,796        | 3,558,412        |
| <b>Net assets</b>             |      | 4,552,231        | 4,433,847        |
| <b>Equity</b>                 |      |                  |                  |
| Share capital                 | 32   | 418,138          | 418,138          |
| Reserves                      | (a)  | 4,134,093        | 4,015,709        |
| <b>Total equity</b>           |      | 4,552,231        | 4,433,847        |

The balance sheet of the Company was approved by the Board on 29 June 2020 and was signed on its behalf by:

Albert Chuang Ka Pun  
Director

Chong Ka Fung  
Director

# Notes to the Consolidated Financial Statements (continued)

For the year ended 31 March 2020

## 42. Balance sheet and reserves movement of the Company (continued)

### (a) Reserves movement of the Company

|                            | Share<br>premium<br>HK\$'000 | Capital<br>redemption<br>reserve<br>HK\$'000 | Retained<br>profits<br>HK\$'000 | Total<br>HK\$'000 |
|----------------------------|------------------------------|--|---------------------------------|-------------------|
| At 1 April 2018            | 755,510                      | 4,462  | 2,198,642                       | 2,958,614         |
| Profit for the year        | –                            | –  | 1,199,262                       | 1,199,262         |
| 2018 final dividend paid   | –                            | –  | (83,628)                        | (83,628)          |
| 2019 interim dividend paid | –                            | –  | (58,539)                        | (58,539)          |
| At 31 March 2019           | 755,510                      | 4,462  | 3,255,737                       | 4,015,709         |
| Profit for the year        | –                            | –  | 252,188                         | 252,188           |
| 2019 final dividend paid   | –                            | –  | (108,716)                       | (108,716)         |
| 2020 interim dividend paid | –                            | –  | (25,088)                        | (25,088)          |
| <b>At 31 March 2020</b>    | <b>755,510</b>               | <b>4,462</b>                                 | <b>3,374,121</b>                | <b>4,134,093</b>  |

Total distributable reserves of the Company amounted to HK\$3,374,121,000 (2019: HK\$3,255,737,000) as at 31 March 2020.

# Notes to the Consolidated Financial Statements (continued)

For the year ended 31 March 2020

## 43. Principal subsidiaries

| Name   | Place of incorporation/<br>operation | Registered capital/<br>issued capital     | Effective interest held by the Group |        | Principal activities                                  |
|--|--------------------------------------|---|--------------------------------------|--------|---|
|  |                                      |   | 2020                                 | 2019   |   |
| Anshan Chuang's Property Development Company Limited (note iii)    | PRC                                  | RMB370,000,000                            | 60.7%                                | 60.7%  | Property development and investment                   |
| Anshan Chuang's Real Estate Development Company Limited (note iii) | PRC                                  | RMB210,000,000                            | 60.7%                                | 60.7%  | Property development and investment                   |
| Asian Land Limited   | Hong Kong                            | HK\$1 with 1 share                        | 100.0%                               | 100.0% | Property investment                                   |
| Chengdu Chuang's Investment Services Limited (note iii)            | PRC                                  | HK\$80,000,000                            | 60.7%                                | 60.7%  | Property development and investment                   |
| China Cyberworld Limited   | Hong Kong                            | HK\$2 with 2 shares                       | 60.7%                                | 60.7%  | Property development and investment                   |
| Chinaculture.com Limited   | British Virgin Islands/<br>Hong Kong | US\$1 with 1 share                        | 60.7%                                | 60.7%  | Investment holding                                    |
| Chuang's China Capital Limited                                     | Hong Kong                            | HK\$1 with 1 share                        | 60.7%                                | 60.7%  | Investment holding, securities investment and trading |
| Chuang's China Investments Limited (note i)                        | Bermuda/<br>Hong Kong                | HK\$117,441,766 with 2,348,835,316 shares | 60.7%                                | 60.7%  | Investment holding                                    |
| Chuang's China Italia Plaza Limited                                | Hong Kong                            | HK\$2 with 2 shares                       | 60.7%                                | 60.7%  | Investment holding and money lending                  |

# Notes to the Consolidated Financial Statements (continued)

For the year ended 31 March 2020

## 43. Principal subsidiaries (continued)

| Name  | Place of incorporation/<br>operation | Registered capital/<br>issued capital      | Effective interest held by the Group |        | Principal activities   |
|---|--------------------------------------|--|--------------------------------------|--------|--|
|   |                                      |  | 2020                                 | 2019   |  |
| Chuang's China Realty Limited                       | Bermuda/<br>Hong Kong                | HK\$100,000 with<br>2,000,000 shares       | <b>60.7%</b>                         | 60.7%  | Investment holding   |
| Chuang's China Technology Limited                   | Hong Kong                            | HK\$117,622,779 with<br>458,310,965 shares | <b>60.7%</b>                         | 60.7%  | Investment holding,<br>securities investment<br>and trading            |
| Chuang's Consortium Limited<br>(note ii)            | Hong Kong                            | HK\$455,141,193 with<br>4,000 shares       | <b>100.0%</b>                        | 100.0% | Investment holding   |
| Chuang's Credit Limited                             | Hong Kong                            | HK\$10,300,000 with<br>10,300,000 shares   | <b>100.0%</b>                        | 100.0% | Money lending  |
| Chuang's-Edelweiss LLC                              | Mongolia                             | US\$100,000 with<br>100,000 shares         | <b>100.0%</b>                        | 100.0% | Property investment  |
| Chuang's Engineering Limited                        | Hong Kong                            | HK\$20 with 2 shares                       | <b>100.0%</b>                        | 100.0% | Project management   |
| Chuang's Industrial (Holdings) Limited              | Hong Kong                            | HK\$196,825,069 with<br>189,231,936 shares | <b>100.0%</b>                        | 100.0% | Investment holding, hiring<br>of assets and trading of<br>merchandises |
| Chuang's Properties (Central Plaza) Sdn. Bhd.       | Malaysia                             | MYR5,000,000 with<br>5,000,000 shares      | <b>60.7%</b>                         | 60.7%  | Property investment  |
| Chuang's Properties International Limited (note ii) | British Virgin Islands/<br>Hong Kong | US\$10 with 10 shares                      | <b>100.0%</b>                        | 100.0% | Investment holding,<br>property development<br>and investment          |
| Chuang's Properties Limited                         | Hong Kong                            | HK\$300,000,000 with<br>300,000,000 shares | <b>100.0%</b>                        | 100.0% | Investment holding   |
| Chuang's Real Estate Agency Limited                 | Hong Kong                            | HK\$2 with 2 shares                        | <b>100.0%</b>                        | 100.0% | Property agency services   |

# Notes to the Consolidated Financial Statements (continued)

For the year ended 31 March 2020

## 43. Principal subsidiaries (continued)

| Name  | Place of incorporation/<br>operation | Registered capital/<br>issued capital | Effective interest held by the Group |        | Principal activities   |
|---|--------------------------------------|---------------------------------------|--------------------------------------|--------|--|
|   |                                      |                                       | 2020                                 | 2019   |  |
| Cityprop Company Limited  | Hong Kong                            | HK\$2 with 2 shares                   | 100.0%                               | 100.0% | Property investment, project management and securities investment and trading                    |
| Dongguan Midas Printing Company Limited (note iii)                          | PRC                                  | RMB126,734,400                        | 60.7%                                | 60.7%  | Property investment  |
| Easy Success Enterprises Limited  | Hong Kong                            | HK\$2 with 2 shares                   | 100.0%                               | 100.0% | Property investment  |
| Equity King Limited   | Hong Kong                            | HK\$2 with 2 shares                   | 100.0%                               | 100.0% | Securities investment and trading  |
| Fanus Limited   | British Virgin Islands/<br>Hong Kong | US\$100 with<br>100 shares            | 100.0%                               | 100.0% | Investment holding   |
| Favour Day Limited  | British Virgin Islands/<br>Hong Kong | US\$1 with 1 share                    | 100.0%                               | 100.0% | Property investment  |
| Fortune Wealth Memorial Park (Si Hui) Limited (note iv)                     | PRC                                  | HK\$183,760,000                       | 52.2%                                | 52.2%  | Development and construction of cemetery and provision of related management services in the PRC |
| General Nominees Limited  | Hong Kong                            | HK\$5,000 with<br>500 shares          | 100.0%                               | 100.0% | Nominee and secretarial services   |
| Guangzhou Heng Yang Investment Services Limited (note iii)                  | PRC                                  | RMB1,000,000                          | 60.7%                                | 60.7%  | Investment holding   |
| Guangzhou Panyu Chuang's Real Estate Development Company Limited (note iii) | PRC                                  | RMB300,000,000                        | 60.7%                                | 60.7%  | Property development and investment  |

# Notes to the Consolidated Financial Statements (continued)

For the year ended 31 March 2020

## 43. Principal subsidiaries (continued)

| Name   | Place of incorporation/<br>operation | Registered capital/<br>issued capital   | Effective interest held by the Group |        | Principal activities                                  |
|--|--------------------------------------|---|--------------------------------------|--------|---|
|  |                                      |   | 2020                                 | 2019   |   |
| Hunan Han Ye Real Estate Development Company Limited<br>(notes v and vi) | PRC                                  | RMB25,000,000   | <b>42.0%</b>                         | 42.0%  | Property development and investment                   |
| Income Holdings Limited  | British Virgin Islands/<br>Hong Kong | US\$1 with 1 share  | <b>100.0%</b>                        | 100.0% | Investment holding, securities investment and trading |
| Island 37 Investment Limited   | Hong Kong                            | HK\$1,100,000 with 110,000 shares   | <b>100.0%</b>                        | 100.0% | Property investment                                   |
| Jannerson Limited  | Hong Kong                            | HK\$5,000 with 5,000 shares   | <b>100.0%</b>                        | 100.0% | Property investment                                   |
| Koledo Company Limited   | Hong Kong                            | HK\$200 with 2 shares<br>HK\$200 with 2 non-voting deferred shares            | <b>100.0%</b>                        | 100.0% | Property investment                                   |
| Ladona Limited   | British Virgin Islands/<br>Vietnam   | US\$10 with 10 shares   | <b>100.0%</b>                        | 100.0% | Investment holding                                    |
| Ladona Properties Company Limited  | Vietnam                              | US\$9,135,000   | <b>100.0%</b>                        | 100.0% | Property development and investment                   |
| Lambda Tele-equipment Limited  | Hong Kong                            | HK\$200 with 2 shares<br>HK\$3,000,000 with 30,000 non-voting deferred shares | <b>100.0%</b>                        | 100.0% | Investment holding                                    |
| MD Limited   | Hong Kong                            | HK\$1,000,000 with 1,000,000 shares   | <b>60.7%</b>                         | 60.7%  | Securities investment and trading                     |

# Notes to the Consolidated Financial Statements (continued)

For the year ended 31 March 2020

## 43. Principal subsidiaries (continued)

| Name   | Place of incorporation/<br>operation      | Registered capital/<br>issued capital | Effective interest held by the Group |        | Principal activities                            |
|--|---|---------------------------------------|--------------------------------------|--------|---|
|  |   |                                       | 2020                                 | 2019   |   |
| Mega Well Limited  | Hong Kong                                 | HK\$2 with 2 shares                   | 100.0%                               | 100.0% | Property investment                             |
| Meloberg Limited   | Hong Kong                                 | HK\$2 with 2 shares                   | 100.0%                               | 100.0% | Property investment                             |
| Mongolia Property Development LLC                                      | Mongolia                                  | US\$100,000 with 1,000 shares         | 100.0%                               | 100.0% | Property investment                             |
| Noble Title Limited (note 40)  | British Virgin Islands/<br>United Kingdom | US\$1 with 1 share                    | 60.7%                                | 60.7%  | Property investment                             |
| Profit Stability Investments Limited (note ii)                         | British Virgin Islands/<br>Hong Kong      | US\$1 with 1 share                    | 100.0%                               | 100.0% | Investment holding                              |
| Rich Joint Limited   | Hong Kong                                 | HK\$1 with 1 share                    | 60.7%                                | 60.7%  | Securities investment and trading               |
| Sav Hospitality Limited (note ii)                                      | Hong Kong                                 | HK\$1,000,000 with 1,000,000 shares   | 100.0%                               | 100.0% | Hotel operation and management                  |
| Shenzhen Brilliant Consulting Services Limited (notes 39(c)(ii) & iii) | PRC                                       | RMB10,000,000                         | 100.0%                               | 100.0% | Property investment                             |
| Sintex Nylon and Cotton Products (Pte) Limited                         | Singapore                                 | S\$850,000 with 8,500 shares          | 88.2%                                | 88.2%  | Manufacture and sale of home finishing products |
| Star Value Investments Limited   | Hong Kong                                 | HK\$1 with 1 share                    | 60.7%                                | –      | Property development and investment             |
| Supreme Property Services Limited                                      | Hong Kong                                 | HK\$1,000 with 1,000 shares           | 100.0%                               | 100.0% | Property management                             |



# Notes to the Consolidated Financial Statements (continued)

For the year ended 31 March 2020

## 43. Principal subsidiaries (continued)

| Name  | Place of incorporation/<br>operation | Registered capital/<br>issued capital | Effective interest held by the Group |        | Principal activities |
|---|--------------------------------------|---------------------------------------|--------------------------------------|--------|----------------------|
|   |                                      |                                       | 2020                                 | 2019   |                      |
| Uniworld Property Management Limited                    | Hong Kong                            | HK\$2 with 2 shares                   | <b>100.0%</b>                        | 100.0% | Property management  |
| Versilcraft Holdings Limited<br>(notes vi and vii)      | British Virgin Islands/<br>Hong Kong | US\$300 with 300 shares               | <b>40.5%</b>                         | 20.2%  | Manufacture of yacht |
| Versilcraft International Limited<br>(notes vi and vii) | Hong Kong                            | HK\$1 with 1 share                    | <b>40.5%</b>                         | 20.2%  | Manufacture of yacht |

Notes:

- (i) Listed in Hong Kong
- (ii) Directly held by the Company
- (iii) Wholly foreign owned enterprise
- (iv) Sino-foreign cooperative joint venture enterprise
- (v) Sino-foreign equity joint venture enterprise
- (vi) As at 31 March 2020, these companies are subsidiaries of the Chuang's China Group of which the Group holds 60.7% (2019: 60.7%) equity interest. Accordingly, these companies are classified as subsidiaries of the Group.
- (vii) These companies were associated companies of the Chuang's China Group as at 31 March 2019, and they became subsidiaries of the Chuang's China Group and the Group after the Chuang's China Group increased its shareholding in these companies during the year ended 31 March 2020 and had control on them.

# Notes to the Consolidated Financial Statements (continued)

For the year ended 31 March 2020

## 44. Principal associated companies

| Name   | Place of incorporation/<br>operation | Registered capital/<br>issued capital | Effective interest held by the Group |       | Principal activities |
|--|--------------------------------------|---------------------------------------|--------------------------------------|-------|----------------------|
|  |                                      |                                       | 2020                                 | 2019  |                      |
| Marigondon Realty & Development Co., Inc.          | Philippines                          | PHP6,000,000 with 6,000 shares        | <b>40.0%</b>                         | 40.0% | Hotel operation      |
| Pacific Cebu Resort International, Inc.            | Philippines                          | PHP70,000,000 with 70,000 shares      | <b>40.0%</b>                         | 40.0% | Hotel operation      |
| Treasure Auctioneer International Limited (note i) | British Virgin Islands/<br>Hong Kong | US\$1,000,000 with 1,000,000 shares   | <b>15.2%</b>                         | 15.2% | Auction services     |
| Versilcraft Holdings Limited (note ii)             | British Virgin Islands/<br>Hong Kong | US\$300 with 300 shares               | <b>40.5%</b>                         | 20.2% | Manufacture of yacht |
| Versilcraft International Limited (note ii)        | Hong Kong                            | HK\$1 with 1 share                    | <b>40.5%</b>                         | 20.2% | Manufacture of yacht |

Notes:

- (i) As at 31 March 2020, this company is an associated company of the Chuang's China Group of which the Group holds 60.7% (2019: 60.7%) equity interest. Accordingly, this company is classified as an associated company of the Group.
- (ii) These companies were associated companies the Chuang's China Group as at 31 March 2019, and they became subsidiaries of the Chuang's China Group and the Group after the Chuang's China Group increased its shareholding in these companies during the year ended 31 March 2020 and had control on them.

## Particulars of Principal Properties

The following list contains only properties held by the Group as at 31 March 2020 which are material to the Group as the Directors are of the opinion that a complete list will be of excessive length.

### 1. Investment properties, Hotels and Serviced Apartments

| Location   | Term         | Usage                 | Group's interest |
|--|--------------|-----------------------|------------------|
| <b>Hong Kong</b>   |              |                       |                  |
| Chuang's Tower,<br>Nos. 30–32 Connaught Road Central,<br>Central,<br>M.L. Nos. 376, 410 and 375  | Long lease   | Commercial/Offices    | 100.0%           |
| Chuang's London Plaza,<br>No. 219 Nathan Road,<br>Tsim Sha Tsui,<br>K.I.L. No. 6345  | Medium lease | Commercial            | 100.0%           |
| Posco Building,<br>No. 165 Un Chau Street,<br>Sham Shui Po,<br>N.K.I.L. No. 432 R.P.   | Medium lease | Commercial/Industrial | 100.0%           |
| House A,<br>No. 37 Island Road,<br>Deep Water Bay,<br>R.B.L. No. 599   | Short lease  | Residential           | 100.0%           |
| Hotel sáv<br>No. 83 Wuhu Street,<br>Hunghom,<br>H.H.I.L. Nos. 428, 440<br>S.A., 440 R.P., 304, 305,<br>394, 462, 443, 456, 455,<br>470, 466 and 452                      | Medium lease | Hotel/Commercial      | 100.0%           |
| 18 residential units,<br>Parkes Residence,<br>No. 101 Parkes Street,<br>K.I.L. No. 1511,<br>R.P.S.A., S.D., S.E., S.S.2.S.C.,<br>R.P.S.C. and S.B.<br>of K.I.L. No. 1510 | Medium lease | Serviced apartments   | 100.0%           |
| <b>Taiwan</b>  |              |                       |                  |
| sáv Residence,<br>Xinyi District,<br>Taipei City   | Freehold     | Serviced apartments   | 100.0%           |

## Particulars of Principal Properties (continued)

### 1. Investment properties, Hotels and Serviced Apartments (continued)

| Location   | Term         | Usage  | Group's interest |
|--|--------------|--|------------------|
| <b>Mongolia</b>  |              |  |                  |
| sáv Plaza,<br>No. 32/2 Chagdarjav.G Street,<br>1st Khoroo,<br>Sukhbaatar District,<br>Ulaanbaatar              | Short lease  | Serviced apartments/<br>Commercial/<br>Offices | 100.0%           |
| International Finance Centre,<br>No. 12 Chinggis Avenue,<br>1st Khoroo,<br>Sukhbaatar District,<br>Ulaanbaatar | Short lease  | Commercial/<br>Offices                         | 100.0%           |
| <b>The People's Republic of China</b>  |              |  |                  |
| 1st to 3rd Floors,<br>Peng Building,<br>No. 1118 Wenjin North Road,<br>Luohu District, Shenzhen                | Medium lease | Commercial                                     | 100.0%           |
| Chuang's Mid-town,<br>Anshan, Liaoning<br>– Commercial podium  | Medium lease | Commercial                                     | 60.7%            |
| – Twin tower (Block AB and C)  | Medium lease | Residential/Serviced<br>apartments/Offices     | 60.7%            |
| Hotel and resort villas,<br>Xiamen,<br>Fujian  | Medium lease | Resort and villa                               | 36.1%            |
| Chuang's Le Papillon,<br>Guangzhou, Guangdong<br>– Block P (20 villas)   | Medium lease | Residential                                    | 60.7%            |
| – Commercial properties  | Medium lease | Commercial                                     | 60.7%            |
| Industrial property, Xiaobian Village,<br>No. 64 Dezheng Middle Road,<br>Changan, Dongguan, Guangdong          | Medium lease | Industrial                                     | 60.7%            |
| Commercial property,<br>Shatian, Dongguan,<br>Guangdong  | Medium lease | Commercial                                     | 60.7%            |

## Particulars of Principal Properties (continued)

### 1. Investment properties, Hotels and Serviced Apartments (continued)

| Location  | Term     | Usage                                    | Group's interest |
|---|----------|--|------------------|
| <b>United Kingdom</b>   |          |  |                  |
| Office property, 10 Fenchurch Street, and 1 Philpot Lane, London, United Kingdom  | Freehold | Commercial/Offices                       | 60.7%            |
| <b>Malaysia</b>   |          |  |                  |
| Wisma Chuang, No. 34 Jalan Sultan Ismail, 50250 Kuala Lumpur, Lot No. 1262, Section 57, Kuala Lumpur, Federal Territory | Freehold | Commercial/Offices/<br>Carparking spaces | 60.7%            |

### 2. Property projects

| Location  | Stage of completion                                | Expected completion date | Usage                      | Approximate area   | Group's interest |
|---|--|--------------------------|----------------------------|--|------------------|
| <b>Hong Kong</b>  |  |                          |                            |  |                  |
| Nos. 16–20 Gage Street, Central, R.P., S.A. and S.B. of I.L. No. 188 and R.P.S.A. of I.L. No. 187 | Planning works in progress                         | N/A                      | Residential/<br>Commercial | Site area<br>– about 3,600 sq. ft.<br>Gross floor area<br>– about 36,000 sq. ft.   | 87.5%–<br>100.0% |
| Villa 28 and Villa 30, Po Shan Road, I.L. No. 6070  | Site formation and foundation works at final stage | N/A                      | Residential                | Site area<br>– about 10,000 sq. ft.<br>Gross floor area<br>– about 40,662 sq. ft. for two semi-detached residences (left/right) or about 45,379 sq. ft. for a single residence | 50.0%            |

## Particulars of Principal Properties (continued)

### 2. Property projects (continued)

| Location   | Stage of completion                                  | Expected completion date   | Usage                      | Approximate area  | Group's interest |
|--|--|--|----------------------------|---|------------------|
| Kowloon Inland Lot No. 11254, Reclamation Street/Shantung Street, Mongkok, Kowloon | Site formation and foundation works at final stage   | 2023   |                            | Site area<br>– about 14,900 sq. ft.   | 40.0%            |
|  |  |  | Residential                | Gross floor area<br>– about 112,200 sq. ft.   |                  |
|  |  |  | Commercial                 | Gross floor area<br>– about 22,400 sq. ft.<br>(will be retained by the Urban Renewal Authority) |                  |
| The Esplanade, Yip Wong Road, Tuen Mun Town Lot No. 514, Tuen Mun, New Territories | Construction works completed                         | Completed, pending for the issuance of certificate of compliance |                            | Site area<br>– about 26,135 sq. ft.   | 60.7%            |
|  |  |  | Residential                | Gross floor area<br>– about 117,089 sq. ft.<br>(and 47 carparking spaces)                       |                  |
|  |  |  | Commercial                 | Gross floor area<br>– about 25,813 sq. ft.  |                  |
| Ap Lei Chau A.I.L. No. 46  | Hoarding and demolition plans submitted for approval | N/A  | Residential/<br>Commercial | Site area<br>– about 4,320 sq. ft.<br>Gross floor area<br>– about 39,767 sq. ft.                | 60.7%            |
| <b>Vietnam</b><br>Greenview Garden, Thu Duc District, Ho Chi Minh City             | Site leveling works completed                        | N/A  | Residential/<br>Commercial | Site area<br>– about 20,200 sq. m.<br>Gross floor area<br>– about 91,000 sq. m.                 | 100.0%           |

## Particulars of Principal Properties (continued)

### 2. Property projects (continued)

| Location   | Stage of completion               | Expected completion date | Usage                                | Approximate area   | Group's interest |
|--|-----------------------------------|--------------------------|--------------------------------------|--|------------------|
| <b>The People's Republic of China</b>                                      |                                   |                          |                                      |  |                  |
| Chuang's Le Papillon,<br>Guangzhou, Guangdong                              |                                   |                          |                                      |  |                  |
| – Phase I and II:<br>Block A to N  | Completed                         | Completed                | Residential/<br>Commercial           | Site area<br>– about 119,721 sq. m.<br>Gross floor area<br>– 398 carparking spaces | 60.7%            |
| – Phase III:   |                                   |                          |                                      | Site area<br>– about 92,000 sq. m.   | 60.7%            |
| Stage 1  | Foundation works<br>completed     | N/A                      | Residential                          | Gross floor area<br>– about 50,190 sq. m.  | 60.7%            |
|  |                                   |                          | Kindergarten/<br>Public utilities    | Gross floor area<br>– about 5,775 sq. m.   | 60.7%            |
| Stage 2  | Foundation works<br>completed     | N/A                      | Residential                          | Gross floor area<br>– about 29,623 sq. m.  | 60.7%            |
| Stage 3  | Preparatory works                 | N/A                      | Residential/<br>Commercial           | Gross floor area<br>– about 89,423 sq. m.  | 60.7%            |
| Chuang's Plaza,<br>Anshan, Liaoning  | Master planning<br>in progress    | N/A                      | Comprehensive<br>development<br>area | Site area<br>– about 39,449 sq. m.<br>Gross floor area<br>– Pending                | 60.7%            |
| Beverly Hills<br>(also known as<br>Ju Hao Shan Zhuang),<br>Changsha, Hunan | Completed                         | Completed                | Residential                          | Site area<br>– about 95,948 sq. m.<br>Gross floor area<br>– about 5,505 sq. m.     | 42.0%            |
|  | Superstructure<br>works completed | N/A                      | Commercial/Hotel                     | Gross floor area<br>– about 11,600 sq. m.  | 42.0%            |

## Summary of Financial Information

### Results

|  | 2016<br>HK\$'000 | 2017<br>HK\$'000 | 2018<br>HK\$'000 | 2019<br>HK\$'000 | 2020<br>HK\$'000 |
|--|------------------|------------------|------------------|------------------|------------------|
| Revenues (note)                              | 1,869,172        | 1,137,910        | 755,163          | 619,238          | <b>598,987</b>   |
| Profit/(loss) attributable to equity holders | 597,759          | 1,264,279        | 1,297,145        | 1,226,643        | <b>(705,084)</b> |
| Earnings/(loss) per share (HK cents)         | 34.51            | 75.19            | 77.39            | 73.34            | <b>(42.16)</b>   |
| Dividend per share (HK cents)                |                  |                  |                  |                  |                  |
| Interim                                      | 2.00             | 3.00             | 3.00             | 3.50             | <b>1.50</b>      |
| Final  | 3.00             | 3.00             | 5.00             | 6.50             | –                |
| Special                                      | –                | 2.00             | –                | –                | –                |
| Total  | 5.00             | 8.00             | 8.00             | 10.00            | <b>1.50</b>      |

### Assets and liabilities

|                                  | 2016<br>HK\$'000 | 2017<br>HK\$'000 | 2018<br>HK\$'000 | 2019<br>HK\$'000 | 2020<br>HK\$'000   |
|----------------------------------|------------------|------------------|------------------|------------------|--------------------|
| Non-current assets               | 10,226,734       | 11,714,898       | 14,331,383       | 14,097,690       | <b>14,149,037</b>  |
| Current assets                   | 5,237,236        | 7,513,801        | 6,330,369        | 8,491,696        | <b>8,353,392</b>   |
| Total assets                     | 15,463,970       | 19,228,699       | 20,661,752       | 22,589,386       | <b>22,502,429</b>  |
| Total liabilities                | (5,411,552)      | (7,484,739)      | (7,762,691)      | (8,799,609)      | <b>(9,896,642)</b> |
| Non-controlling interests        | (1,437,706)      | (1,955,529)      | (1,746,944)      | (1,687,625)      | <b>(1,498,430)</b> |
| Shareholders' funds              | 8,614,712        | 9,788,431        | 11,152,117       | 12,102,152       | <b>11,107,357</b>  |
| Net asset value per share (HK\$) | 5.09             | 5.84             | 6.67             | 7.24             | <b>6.64</b>        |

### Net debt to equity ratio

|   | 2016<br>HK\$'M       | 2017<br>HK\$'M | 2018<br>HK\$'M | 2019<br>HK\$'M | 2020<br>HK\$'M |
|---|----------------------|----------------|----------------|----------------|----------------|
| Cash and bank balances and investments held for trading | 2,175.0 <sup>#</sup> | 4,798.1        | 3,932.8        | 5,638.4        | <b>4,957.5</b> |
| Bank borrowings   | 3,971.1              | 6,184.6        | 6,421.2        | 7,307.5        | <b>7,085.7</b> |
| Net debt to equity ratio (%)                            | 20.8                 | 14.2           | 22.3           | 13.8           | <b>19.2</b>    |

<sup>#</sup> Included pledged bank balances.

Note: The 2018 revenues had been reclassified to conform with the 2019's presentation and the figures prior to 2018 had not been amended.



## Notice of Annual General Meeting

**NOTICE IS HEREBY GIVEN** that the annual general meeting of Chuang's Consortium International Limited (the "Company") will be held at Chater Room, 2nd Floor, Mandarin Oriental, 5 Connaught Road, Central, Hong Kong on Friday, 18 September 2020 at 12:00 noon for the following purposes:

1. To receive and consider the audited consolidated financial statements and the reports of the Directors and the auditor for the year ended 31 March 2020.
2.
  - (a) To re-elect Mr. Richard Hung Ting Ho as an executive Director.
  - (b) To re-elect Miss Ann Li Mee Sum as an executive Director.
  - (c) To re-elect Mr. Abraham Shek Lai Him as an independent non-executive Director.
  - (d) To re-elect Mr. Fong Shing Kwong as an independent non-executive Director.
  - (e) To re-elect Mr. Tony Tse Wai Chuen as an independent non-executive Director.
  - (f) To authorize the board of Directors to fix the remuneration of the Directors.
3. To re-appoint PricewaterhouseCoopers as the auditor and to authorize the board of Directors to fix its remuneration.
4. To consider and, if thought fit, pass with or without amendments the following resolutions as ordinary resolutions:

### Ordinary Resolutions

(A) **"THAT:**

- (a) subject to paragraph (b) below, the exercise by the Directors of the Company during the Relevant Period (as defined below) of all the powers of the Company to repurchase shares of HK\$0.25 each (the "Shares") in the capital of the Company on The Stock Exchange of Hong Kong Limited (the "Stock Exchange"), subject to and in accordance with all applicable laws and the requirements of the Rules Governing the Listing of Securities on the Stock Exchange (the "Listing Rules") as amended from time to time, be and is hereby generally and unconditionally approved;

## Notice of Annual General Meeting (continued)

- (b) the aggregate number of Shares of the Company to be repurchased by the Company pursuant to the approval in paragraph (a) above shall not exceed 10 per cent. of the number of the issued Shares of the Company at the date of the passing of this Resolution, and the said approval shall be limited accordingly; and
  - (c) for the purpose of this Resolution, “**Relevant Period**” means the period from the date of the passing of this Resolution until whichever is the earliest of:
    - (i) the conclusion of the next annual general meeting of the Company;
    - (ii) the expiry of the period within which the next annual general meeting of the Company is required by the Bye-laws of the Company or the Companies Act 1981 of Bermuda or any other applicable law of Bermuda to be held; or
    - (iii) the passing of an ordinary resolution by shareholders of the Company in general meeting revoking, varying or renewing the authority given to the Directors of the Company by this Resolution.”
- (B) **“THAT:**
- (a) subject to paragraph (c) below, the exercise by the Directors of the Company during the Relevant Period (as defined below) of all the powers of the Company to allot, issue and deal with unissued Shares of the Company and to make or grant offers, agreements, options and other rights, or issue warrants and other securities, which might require the exercise of such powers be and is hereby generally and unconditionally approved;
  - (b) the approval in paragraph (a) above shall authorize the Directors of the Company during the Relevant Period to make or grant offers, agreements, options and other rights, and issue warrants and other securities, which might require the exercise of such powers after the end of the Relevant Period;
  - (c) the aggregate number of Shares allotted or to be allotted or agreed conditionally or unconditionally to be allotted or issued (whether pursuant to an option or otherwise) by the Directors of the Company pursuant to the approval in paragraph (a) above, otherwise than pursuant to or in consequence of:
    - (i) a Rights Issue (as defined below); or
    - (ii) the exercise of any option under any option scheme of the Company; or
    - (iii) an issue of Shares upon exercise of the subscription or conversion rights attaching to or under the terms of any warrants of the Company; or

## Notice of Annual General Meeting (continued)

(iv) any scrip dividend or similar arrangement in accordance with the Bye-laws of the Company;  
or

(v) a specific authority granted by the shareholders of the Company in general meeting,

shall not in aggregate exceed 20 per cent. of the number of the issued Shares of the Company at the date of the passing of this Resolution, and the said approval shall be limited accordingly; and

(d) for the purpose of this Resolution:

**“Relevant Period”** means the period from the date of the passing of this Resolution until whichever is the earliest of:

(i) the conclusion of the next annual general meeting of the Company;

(ii) the expiry of the period within which the next annual general meeting of the Company is required by the Bye-laws of the Company or the Companies Act 1981 of Bermuda or any other applicable law of Bermuda to be held; or

(iii) the passing of an ordinary resolution by shareholders of the Company in general meeting revoking, varying or renewing the authority given to the Directors of the Company by this Resolution; and

**“Rights Issue”** means an offer of Shares in the Company, or an offer of warrants, options or other securities giving rights to subscribe for Shares, open for a period fixed by the Directors of the Company, to holders of Shares whose names appear on the register of members of the Company (and, where appropriate, to holders of other securities of the Company entitled to be offered to them) on a fixed record date in proportion to their then holdings of Shares (or, where appropriate, such other securities), subject in all cases to such exclusions or other arrangements as the Directors of the Company may deem necessary or expedient in relation to fractional entitlements or having regard to any restrictions or obligations under the laws of, or the requirements of any recognized regulatory body or any stock exchange in, any territory outside Hong Kong.”

## Notice of Annual General Meeting (continued)

- (C) **“THAT** subject to the passing of Resolutions numbered 4(A) and 4(B), the general mandate granted to the Directors of the Company to allot, issue and deal with unissued Shares in the capital of the Company pursuant to Resolution numbered 4(B) be and is hereby extended by the addition thereto of the number of Shares of the Company repurchased by the Company under the authority granted pursuant to the general mandate to repurchase Shares (as referred to in Resolution numbered 4(A) set out in the notice convening this meeting), provided that such amount of securities so repurchased shall not exceed 10 per cent. of the number of the issued Shares of the Company at the date of the ordinary resolution approving the said general mandate to repurchase Shares.”
5. To transact any other business.

By order of the Board of  
**Chuang's Consortium International Limited**  
**Lee Wai Ching**  
*Company Secretary*

Hong Kong, 30 July 2020

## Notice of Annual General Meeting (continued)

### Notes:

1. Any member entitled to attend and vote at the annual general meeting of the Company (the "AGM") is entitled to appoint one or more than one proxy to attend and vote instead of him. A proxy need not be a member of the Company.
2. To be valid, a proxy form, together with the power of attorney or other authority (if any) under which it is signed or a certified copy thereof, must be deposited at the Company's share registrar in Hong Kong, Tricor Standard Limited, at Level 54, Hopewell Centre, 183 Queen's Road East, Hong Kong, not less than 48 hours before the time appointed for holding the AGM or any adjournment thereof.
3. For determining the entitlement to attend and vote at the AGM, the register of members of the Company will be closed from Tuesday, 15 September 2020 to Friday, 18 September 2020, both dates inclusive, during which period no transfer of shares will be effected. In order to be eligible to attend and vote at the AGM, all transfers of shares, accompanied by the relevant share certificates, must be lodged with the Company's share registrar in Hong Kong, Tricor Standard Limited, at Level 54, Hopewell Centre, 183 Queen's Road East, Hong Kong, for registration not later than 4:30 p.m. on Monday, 14 September 2020.
4. Concerning Resolutions numbered 2 and 4 above, the information necessary to enable the shareholders to make decisions on whether to vote for or against the Resolutions, as required by the Listing Rules, will be set out in a separate document from the Company to be enclosed with the 2020 Annual Report.
5. To safeguard the health and safety of attending shareholders and proxies and to reduce the risk of Covid-19 spreading, the following precautionary measures will be taken at the meeting of the Company:
  - (i) compulsory body temperature check;
  - (ii) mandatory wearing of surgical face mask (please bring your own);
  - (iii) no refreshments will be served;
  - (iv) no entry will be allowed to any person who is subject to mandatory quarantine order imposed by the HKSAR Government and any person who does not comply with the precautionary measures may be denied entry into the meeting venue; and
  - (v) attendees will be assigned seats in partitioned areas at the meeting venue, if appropriate, in order to ensure appropriate social distancing.

**Shareholders are strongly encouraged to appoint the Chairman of the meeting of the Company as their proxy to vote according to their indicated voting instructions as an alternative to attending the meeting of the Company in person.**

**Subject to the development of Covid-19, the Company may implement further changes and precautionary measures and may issue further announcement(s) on such measures as appropriate.**

**CHUANG'S CONSORTIUM  
INTERNATIONAL LIMITED**

**(Incorporated in Bermuda with limited liability)  
Stock Code: 367**

**25th Floor, Alexandra House,  
18 Chater Road, Central, Hong Kong**

**[www.chuangs-consortium.com](http://www.chuangs-consortium.com)**