

Mobicon Group Limited
萬保剛集團有限公司
(股份編號 Stock Code : 1213)



與疫同行



Sustain Business Amidst The Pandemic

2020/2021
INTERIM REPORT
中期報告



CONTENT

目錄

Corporate Information	2	公司資料
Financial Highlights	4	財務摘要
Report of the Directors	5	董事會報告
Management Discussion and Analysis	11	管理層討論及分析
Condensed Consolidated Interim Statement of Profit or Loss	18	簡明綜合中期損益表
Condensed Consolidated Interim Statement of Comprehensive Income	19	簡明綜合中期全面收益表
Condensed Consolidated Interim Statement of Financial Position	20	簡明綜合中期財務狀況表
Condensed Consolidated Interim Statement of Changes in Equity	22	簡明綜合中期權益變動表
Condensed Consolidated Interim Statement of Cash Flows	23	簡明綜合中期現金流量表
Notes to the Condensed Consolidated Interim Financial Information	24	簡明綜合中期財務資料附註



CORPORATE INFORMATION

公司資料

BOARD OF DIRECTORS

Executive Directors

Hung Kim Fung, Measure (Chairman)
Yeung Man Yi, Beryl (Deputy Chairman and Chief Executive Officer)
Hung Ying Fung
Yeung Kwok Leung, Allix

Independent Non-Executive Directors

Charles E. Chapman
Leung Wai Cheung
Ku Wing Hong, Eric

AUDIT COMMITTEE

Leung Wai Cheung (Chairman)
Charles E. Chapman
Ku Wing Hong, Eric

REMUNERATION COMMITTEE

Leung Wai Cheung (Chairman)
Yeung Man Yi, Beryl
Ku Wing Hong, Eric

NOMINATION COMMITTEE

Hung Kim Fung, Measure (Chairman)
Charles E. Chapman
Leung Wai Cheung

REGISTERED OFFICE

Clarendon House
2 Church Street
Hamilton HM 11
Bermuda

PRINCIPAL PLACE OF BUSINESS

7/F New Trend Centre
704 Prince Edward Road East
San Po Kong
Kowloon
Hong Kong

COMPANY SECRETARY

Tsoi Ho Yin

董事會

執行董事

洪劍峯(主席)
楊敏儀(副主席兼行政總裁)
洪英峯
楊國樑

獨立非執行董事

Charles E. Chapman
梁偉祥
古永康

審核委員會

梁偉祥(主席)
Charles E. Chapman
古永康

薪酬委員會

梁偉祥(主席)
楊敏儀
古永康

提名委員會

洪劍峯(主席)
Charles E. Chapman
梁偉祥

註冊辦事處

Clarendon House
2 Church Street
Hamilton HM 11
Bermuda

主要營業地點

香港
九龍
新蒲崗
太子道東704號
新時代工貿商業中心7樓

公司秘書

蔡浩賢

CORPORATE INFORMATION

公司資料

AUDITORS

HLB Hodgson Impey Cheng Limited
Certified Public Accountants
31/F Gloucester Tower
The Landmark
11 Pedder Street, Central
Hong Kong

核數師

國衛會計師事務所有限公司
香港執業會計師
香港
中環畢打街11號
置地廣場
告羅士打大廈31樓

PRINCIPAL SHARE REGISTRAR AND TRANSFER OFFICE

MUFG Fund Services (Bermuda) Limited
4th Floor North Cedar House
41 Cedar Avenue
Hamilton HM12
Bermuda

主要股份過戶登記處

MUFG Fund Services (Bermuda) Limited
4th Floor North Cedar House
41 Cedar Avenue
Hamilton HM12
Bermuda

BRANCH SHARE REGISTRAR AND TRANSFER OFFICE

Hong Kong Registrars Limited
Shops 1712-1716, 17/F
Hopewell Centre
183 Queen's Road East
Wanchai, Hong Kong

股份過戶登記分處

香港證券登記有限公司
香港灣仔
皇后大道東183號
合和中心
17樓1712-1716室

PRINCIPAL BANKERS

Dah Sing Bank, Limited
DBS Bank (Hong Kong) Limited
Hang Seng Bank Limited
United Overseas Bank Limited

主要往來銀行

大新銀行有限公司
星展銀行(香港)有限公司
恒生銀行有限公司
大華銀行有限公司

LEGAL ADVISERS

F. Zimmern & Co.
Suite 5608, 56/F
Central Plaza
18 Harbour Road
Wanchai, Hong Kong

法律顧問

施文律師行
香港灣仔
港灣道18號
中環廣場
56樓5608室

CORPORATE WEBSITE

<http://www.mobicon.com>

公司網站

<http://www.mobicon.com>

INVESTOR RELATIONS CONTACT

Telephone no: (852) 2397 6628
Facsimile no: (852) 2397 0339

投資者關係聯絡

電話號碼：(852) 2397 6628
傳真號碼：(852) 2397 0339

STOCK CODE

1213

股份代號

1213

FINANCIAL HIGHLIGHTS

財務摘要

Six months ended 30 September

截至九月三十日止六個月

		2020	2019	% Change 變動
		二零二零年 HK\$'000 千港元 (Unaudited) (未經審核)	二零一九年 HK\$'000 千港元 (Unaudited) (未經審核)	
Results				
業績				
Revenue	收益	219,744	233,975	(6.1)
Gross Profit	毛利	55,605	52,504	5.9
EBITDA	未計利息、稅項、折舊及 攤銷費用前盈利	17,552	5,932	195.9
Profit/(loss) Attributable to Equity Holders of the Company	本公司權益持有人應佔 溢利/(虧損)	7,344	(3,981)	284.5
Basic earnings/(loss) per Share (HK cents)	每股基本盈利/(虧損)(港仙)	3.7	(2.0)	285
Interim Dividend per Share (HK cent)	每股中期股息(港仙)	0.5	0.5	—

Financial Position

財務狀況

		At 30 September 2020	At 31 March 2020	% Change 變動
		於二零二零年 九月三十日 HK\$'000 千港元 (Unaudited) (未經審核)	於二零二零年 三月三十一日 HK\$'000 千港元 (Audited) (經審核)	
Total Assets	資產總值	312,823	306,355	2.1
Net Assets	資產淨值	154,995	141,484	9.5
Net Cash Balance	現金結餘淨額	(35,446)	(38,756)	(8.5)
Total Equity Attributable to Equity Holders of the Company	本公司權益持有人應佔權益 總額	116,288	106,284	9.4

REPORT OF THE DIRECTORS

董事會報告

The Board of Directors (the “Board”) of Mobicon Group Limited (the “Company”) is pleased to present the unaudited condensed consolidated financial statements of the Company and its subsidiaries (the “Group”) as at and for the six months ended 30 September 2020 (the “Period”) together with comparative figures and explanatory notes in this interim report.

INTERIM DIVIDEND

By a Board resolution passed on 27 November 2020 (Friday), the Board had resolved to declare an interim dividend of HK\$0.005 per ordinary share for the six months ended 30 September 2020 (2019: HK\$0.005 per ordinary share). The interim dividend will be payable on 6 January 2021 (Wednesday) to shareholders whose names appear on the Register of Members of the Company as at 24 December 2020 (Thursday).

CLOSURE OF REGISTER OF MEMBERS

The Register of Members of the Company will be closed from 22 December 2020 (Tuesday) to 24 December 2020 (Thursday), both dates inclusive, during which period no transfer of shares will be effected. In order to qualify for the interim dividend, all transfers of shares accompanied by the relevant share certificates must be lodged with the Company’s branch share registrar in Hong Kong, Hong Kong Registrars Limited at its office situated at Shops 1712–1716, 17/F, Hopewell Centre, 183 Queen’s Road East, Wan Chai, Hong Kong for registration not later than 4:30 p.m. on 21 December 2020 (Monday).

萬保剛集團有限公司(「本公司」)董事會(「董事會」)欣然呈列本公司及其附屬公司(「本集團」)於二零二零年九月三十日及截至該日止六個月(「本期間」)之未經審核簡明綜合財務報表，連同本中期報告所載比較數字及闡釋附註。

中期股息

董事會已藉於二零二零年十一月二十七日(星期五)通過之董事會決議案，議決宣派截至二零二零年九月三十日止六個月之中期股息每股普通股0.005港元(二零一九年：每股普通股0.005港元)。中期股息將於二零二一年一月六日(星期三)派付予於二零二零年十二月二十四日(星期四)名列本公司股東名冊之股東。

暫停辦理股份過戶登記手續

本公司將於二零二零年十二月二十二日(星期二)至二零二零年十二月二十四日(星期四)(包括首尾兩日)期間暫停辦理股份過戶登記手續，期間將不會進行任何股份過戶登記。為符合資格獲派中期股息，所有股份過戶文件連同有關股票須不遲於二零二零年十二月二十一日(星期一)下午四時三十分前，送達本公司之香港股份過戶登記分處香港證券登記有限公司之辦事處，地址為香港灣仔皇后大道東183號合和中心17樓1712–1716室，以辦理登記手續。

REPORT OF THE DIRECTORS

董事會報告

DIRECTORS' AND CHIEF EXECUTIVE'S INTERESTS IN EQUITY AND DEBT SECURITIES

As at 30 September 2020, the interests and short positions of each Director and chief executive of the Company and his/her associates in the shares, underlying shares and debentures of the Company and its associated corporations (within the meaning of Part XV of the Securities and Futures Ordinance ("SFO")), as recorded in the register maintained by the Company under Section 352 of the SFO or as otherwise notified to the Company and The Stock Exchange of Hong Kong Limited (the "Stock Exchange") pursuant to Divisions 7 and 8 of Part XV of the SFO or the Model Code for Securities Transactions by Directors of Listed Issuers (the "Model Code"), were as follows:

董事及主要行政人員於股本及債務證券之權益

於二零二零年九月三十日，本公司各董事及主要行政人員以及其聯繫人士於本公司及其相聯法團（定義見證券及期貨條例（「證券及期貨條例」）第XV部）之股份、相關股份及債券中擁有已記錄於本公司根據證券及期貨條例第352條存置之登記冊之權益及淡倉，或已根據證券及期貨條例第XV部第7及8分部或上市發行人董事進行證券交易的標準守則（「標準守則」）另行知會本公司及香港聯合交易所有限公司（「聯交所」）之權益及淡倉如下：

Ordinary shares of HK\$0.10 each in the Company

本公司每股面值0.10港元之普通股

Name of Directors 董事姓名	Long/short position 好倉／淡倉	Number of shares 股份數目			Percentage 百分比
		Personal interests 個人權益	Corporate interests 公司權益	Total interests 權益總計	
Dr. Hung Kim Fung, Measure 洪劍峯博士	Long 好倉	—	90,000,000 (Note (a)) (附註(a))	90,000,000	45%
Ms. Yeung Man Yi, Beryl 楊敏儀女士	Long 好倉	—	90,000,000 (Note (a)) (附註(a))	90,000,000	45%
Mr. Hung Ying Fung 洪英峯先生	Long 好倉	26,990,000	—	26,990,000	13.50%
Mr. Yeung Kwok Leung, Allix 楊國樑先生	Long 好倉	—	30,000,000 (Note (b)) (附註(b))	30,000,000	15%

REPORT OF THE DIRECTORS

董事會報告

Notes:

- (a) These shares are held by M2B Holding Limited, a company owned as to 50% by Dr. Hung Kim Fung, Measure and the remaining 50% by his wife, Ms. Yeung Man Yi, Beryl. Accordingly, Dr. Hung Kim Fung, Measure and Ms. Yeung Man Yi, Beryl were deemed to be interested in 90,000,000 shares of the Company under the SFO. The interests of Dr. Hung Kim Fung, Measure and Ms. Yeung Man Yi, Beryl were in respect of the same interest and duplicated each other.
- (b) These shares are held by Bestmark Management Limited, a company owned as to 50% by Mr. Yeung Kwok Leung, Allix and the remaining 50% by his wife, Ms. Wan Lam Keng. Accordingly, Mr. Yeung Kwok Leung, Allix and Ms. Wan Lam Keng were deemed to be interested in 30,000,000 shares of the Company under the SFO. The interests of Mr. Yeung Kwok Leung, Allix and Ms. Wan Lam Keng were in respect of the same interest and duplicated each other.

Save as disclosed above and other than certain non-beneficial ordinary shares of the subsidiaries held in bare trust for the Group, as at 30 September 2020, none of the Directors or the chief executive of the Company had an interest or short position in any shares, underlying shares or debentures of the Company or its associated corporations (within the meaning of Part XV of the SFO) as recorded in the register maintained by the Company under Section 352 of the SFO or as otherwise notified to the Company and the Stock Exchange pursuant to Divisions 7 and 8 of Part XV of the SFO or the Model Code.

MODEL CODE FOR SECURITIES TRANSACTIONS

During the Period, the Company has adopted a Code of Conduct regarding Directors' transactions in securities of the Company (the "Code of Conduct") on terms no less exacting than the required standard set out in the Model Code under Appendix 10 to the Rules Governing the Listing of Securities on The Stock Exchange of Hong Kong Limited ("Listing Rules"). Having made all reasonable enquiries with the Directors of the Company, the Company was of the view that the Directors had complied with the said Code of Conduct throughout the Period.

DIRECTORS' INTERESTS IN CONTRACTS

Save as disclosed in Note 19 to the financial statements, no contract of significance in relation to the Group's business to which the Company or its subsidiaries was a party and in which a Director of the Company had a material interest, whether directly or indirectly, subsisted at the end of the Period or at any time during the Period.

附註：

- (a) 該等股份由M2B Holding Limited持有，該公司由洪劍峯博士擁有50%，餘下50%則由彼之妻子楊敏儀女士擁有。因此，根據證券及期貨條例，洪劍峯博士及楊敏儀女士被視為於90,000,000股本公司股份中擁有權益。洪劍峯博士及楊敏儀女士擁有之權益乃相同的權益，並互重複。
- (b) 該等股份由Bestmark Management Limited持有，該公司由楊國樑先生擁有50%，餘下50%則由彼之妻子雲林瓊女士擁有。因此，根據證券及期貨條例，楊國樑先生及雲林瓊女士被視為於30,000,000股本公司股份中擁有權益。楊國樑先生及雲林瓊女士之權益乃相同的權益，並互重複。

除上文披露者外以及除為本集團以被動信託形式持有附屬公司若干非實益普通股外，於二零二零年九月三十日，本公司董事或主要行政人員概無於本公司或其相聯法團(定義見證券及期貨條例第XV部)之任何股份、相關股份或債券中擁有已記錄於本公司根據證券及期貨條例第352條規定存置之登記冊之任何權益或淡倉，或已根據證券及期貨條例第XV部第7及8分部或標準守則另行知會本公司及聯交所之任何權益或淡倉。

證券交易之標準守則

於本期間，本公司已採納有關董事進行本公司證券交易之操守準則(「操守準則」)，有關條款不較香港聯合交易所有限公司證券上市規則(「上市規則」)附錄10標準守則所載的標準寬鬆。在向本公司董事作出一切合理查詢後，本公司認為，董事於本期間一直遵守上述操守準則。

董事於合約之權益

除財務報表附註19披露者外，本公司或其附屬公司概無訂立與本公司業務有關而本公司董事直接或間接於其中擁有重大權益，且於本期間結束時或本期間內任何時間有效之任何重大合約。

REPORT OF THE DIRECTORS

董事會報告

INTERESTS OF SUBSTANTIAL SHAREHOLDERS AND OTHER PERSONS IN THE SHARE CAPITAL OF THE COMPANY

As at 30 September 2020, so far as is known to the Directors of the Company, the following persons (other than a Director or the chief executive of the Company) had an interest or short position in the shares and underlying shares of the Company which would fall to be disclosed to the Company under the provisions of Divisions 2 and 3 of Part XV of the SFO:

主要股東及其他人士於本公司股本中擁有之權益

於二零二零年九月三十日，據本公司董事所知悉，下列人士（不包括本公司董事或主要行政人員）於本公司股份及相關股份中擁有根據證券及期貨條例第XV部第2及3分部之條文須向本公司披露之權益或淡倉：

Name 名稱	Long/short position 好倉／淡倉	Number of shares 股份數目		Percentage 百分比
		Beneficial owner 實益擁有人	Family interests 家族權益	
M2B Holding Limited	Long 好倉	90,000,000 (Note (a)) (附註(a))	–	45%
Bestmark Management Limited	Long 好倉	30,000,000 (Note (b)) (附註(b))	–	15%
Ms. Wan Lam Keng 雲林瓊女士	Long 好倉	–	30,000,000 (Note (b)) (附註(b))	15%

Notes:

- (a) Please refer to Note (a) under the section headed "Directors' and Chief Executive's Interests in Equity and Debt Securities".
- (b) Please refer to Note (b) under the section headed "Directors' and Chief Executive's Interests in Equity and Debt Securities".

附註：

- (a) 請參閱「董事及主要行政人員於股本及債務證券之權益」一節附註(a)。
- (b) 請參閱「董事及主要行政人員於股本及債務證券之權益」一節附註(b)。

Save as disclosed above, as at 30 September 2020, according to the register of interests required to be kept by the Company under Section 336 of the SFO, there was no person who had any interest or short position in the shares or underlying shares of the Company which would fall to be disclosed to the Company under the provisions of Divisions 2 and 3 of Part XV of the SFO.

除上文披露者外，於二零二零年九月三十日，按本公司根據證券及期貨條例第336條須予存置之權益登記冊所記錄，概無任何人士於本公司股份或相關股份中擁有根據證券及期貨條例第XV部第2及3分部之條文須向本公司披露之任何權益或淡倉。

REPORT OF THE DIRECTORS

董事會報告

DEALINGS IN COMPANY'S LISTED SECURITIES

The Company has not redeemed any of its listed shares during the six months ended 30 September 2020. Neither the Company nor any of its subsidiaries has purchased or sold any of the Company's listed shares during the six months ended 30 September 2020.

COMPLIANCE WITH THE CODE ON CORPORATE GOVERNANCE PRACTICES

The Company had complied with the Corporate Governance Code as set out in Appendix 14 to the Listing Rules (the "Code") throughout the Period, except for the deviation stated below:

According to the code provision A.4.1 of the Code, non-executive Directors should be appointed for a specific term, subject to re-election. None of the independent non-executive Directors of the Company was appointed for specific term but all of them are subject to retirement by rotation and re-election at the annual general meeting of the Company in accordance with the provisions of the Company's Bye-laws. Pursuant to the code provision A.4.2 of the Code, every Director, including those appointed for a specific term, should be subject to retirement by rotation at least once every three years. According to the Bye-laws of the Company, the Chairman and Managing Director are not subject to retirement by rotation or be taken into account in determining the number of Directors to retire, which deviated from code provision A.4.2 of the Code. As continuation is a key factor to the successful implementation of any long term business plans, the Board believes that the present arrangement is most beneficial to the Company and its shareholders as a whole.

AUDIT COMMITTEE

The Audit Committee has reviewed with the management the accounting principles and practices adopted by the Group. It has also discussed with the Directors about the risk management, internal controls and financial reporting matters including the reviewing of the unaudited condensed consolidated financial statements for the six months ended 30 September 2020. The Audit Committee comprises three independent non-executive Directors, who currently are Dr. Leung Wai Cheung (Chairman), Mr. Charles E. Chapman and Mr. Ku Wing Hong, Eric.

買賣本公司上市證券

截至二零二零年九月三十日止六個月，本公司概無贖回其任何上市股份。截至二零二零年九月三十日止六個月，本公司或其任何附屬公司概無購買或出售本公司任何上市股份。

遵守企業管治常規守則

本公司於本期間一直遵守上市規則附錄14所載企業管治守則(「守則」)，惟下列偏離事項除外：

根據守則之守則條文A.4.1，非執行董事須按指定任期委任及須重選連任。概無本公司獨立非執行董事按指定任期委任，惟彼等均須根據本公司之公司細則條文，於本公司股東週年大會輪值退任及重選連任。根據守則之守則條文A.4.2，每名董事(包括按指定任期委任之董事)須至少每三年輪值退任一次。根據本公司之公司細則，主席及董事總經理毋須輪值退任或於釐定退任董事人數時計算在內，此規定偏離守則之守則條文A.4.2。由於人事方面之延續性乃成功落實任何長期業務計劃之主要關鍵，董事會相信，現行安排最符合本公司及其股東的整體利益。

審核委員會

審核委員會已與管理層審閱本集團採納之會計原則及慣例，並與董事討論風險管理、內部監控及財務報告事宜，包括審閱截至二零二零年九月三十日止六個月之未經審核簡明綜合財務報表。審核委員會現時由三位獨立非執行董事梁偉祥博士(主席)、Charles E. Chapman先生及古永康先生組成。

REPORT OF THE DIRECTORS

董事會報告

REMUNERATION COMMITTEE

The Company established a remuneration committee for the purpose of making recommendations to the Board on the Company's policy and structure for the remuneration of all Directors and senior management of the Group. The remuneration committee also has the duty to make recommendation on the remuneration packages of all executive Directors and senior management and make recommendations to the Board on the remuneration of non-executive Directors. The remuneration committee comprises two independent non-executive Directors, who currently are Dr. Leung Wai Cheung (Chairman) and Mr. Ku Wing Hong, Eric, and one executive Director, who currently is Ms. Yeung Man Yi, Beryl.

NOMINATION COMMITTEE

The Company established a nomination committee for formulating policy and making recommendations to the Board on nominations, appointment of Directors and Board succession. The nomination committee comprises one executive Director, who currently is Dr. Hung Kim Fung, Measure (Chairman), and two independent non-executive Directors, who currently are Mr. Charles E. Chapman and Dr. Leung Wai Cheung.

INTERNAL CONTROL

The Board undertakes to periodically review the internal control and risk management systems of the Group to ensure their effectiveness and efficiency and is responsible for maintaining effective internal control system of the Group.

MEMBERS OF THE BOARD

As at the date of this report, the Board comprises Dr. Hung Kim Fung, Measure, Ms. Yeung Man Yi, Beryl, Mr. Hung Ying Fung and Mr. Yeung Kwok Leung, Allix as executive Directors and Mr. Charles E. Chapman, Dr. Leung Wai Cheung and Mr. Ku Wing Hong, Eric as independent non-executive Directors.

APPRECIATION

I would like to take this opportunity to express my gratitude to my fellow Directors and all members of the staff for their loyalty and dedication and the continuous support from our customers, suppliers, bankers and shareholders.

By order of the Board
Hung Kim Fung, Measure
Chairman

Hong Kong, 27 November 2020

薪酬委員會

本公司已成立薪酬委員會，以就本公司向本集團全體董事及高級管理人員發放薪酬之政策及架構向董事會提出推薦建議。薪酬委員會亦負責就全體執行董事及高級管理人員的薪酬待遇提出推薦建議，並就非執行董事的薪酬向董事會提出推薦建議。薪酬委員會現時由兩位獨立非執行董事梁偉祥博士(主席)及古永康先生及一位執行董事楊敏儀女士組成。

提名委員會

本公司已成立提名委員會，以就董事的提名、委任及董事會繼任制定政策及向董事會提出推薦建議。提名委員會現時由一位執行董事洪劍峯博士(主席)及兩位獨立非執行董事Charles E. Chapman先生及梁偉祥博士組成。

內部監控

董事會承諾定期檢討本集團之內部監控及風險管理制度，確保其成效及效益，並負責維持本集團行之有效之內部監控制度。

董事會成員

於本報告日期，董事會成員包括執行董事洪劍峯博士、楊敏儀女士、洪英峯先生及楊國樑先生；以及獨立非執行董事Charles E. Chapman先生、梁偉祥博士及古永康先生。

致謝

本人謹藉此機會衷心感謝各位董事及全體員工克盡己職之忠誠服務，並對客戶、供應商、往來銀行及股東之鼎力支持，致以衷心謝意。

承董事會命
主席
洪劍峯

香港，二零二零年十一月二十七日

MANAGEMENT DISCUSSION AND ANALYSIS

管理層討論及分析

FINANCIAL RESULTS

The Group recorded a revenue of approximately HK\$220 million during the Period, representing a decrease of approximately 6% as compared with the revenue of approximately HK\$234 million recorded in the six months ended 30 September 2019 (the “Corresponding Period”).

During the Period, the Group’s gross profit increased from approximately HK\$53 million recorded in the Corresponding Period by approximately 5.7% to approximately HK\$56 million and the gross profit margin increased to approximately 25.3% (Corresponding Period: approximately 22.4%). In terms of the three core business operations of the Group, gross profit margin of the distribution business of electronic components, automation parts and equipment under the brand of **MOBICON** (the “Electronic Trading Business”), the computer business under the brand of **VideoCom** (the “Computer Business”) and the cosmetic and online retail business mainly under the brand of **wishh!** (the “Cosmetic and Online Retail Business”) were approximately 26.5%, 22.1% and 25.8% respectively (Corresponding Period: approximately 22.8%, 20.7% and 23%) respectively. The Group recorded other income of approximately HK\$7.3 million (Corresponding Period: approximately HK\$1.2 million). Other income recorded during the Period was mainly attributed to the recognition of government grants of approximately HK\$6 million. The Group recorded operating profit of approximately HK\$12.2 million as compared with that of profit of HK\$2.2 million in the Corresponding Period. The total operating expenses for the Period remained at HK\$51 million (Corresponding Period: approximately HK\$51 million).

財務業績

於本期間，本集團錄得收益約二億二千萬元，較截至二零一九年九月三十日止六個月（「去年同期」）錄得約二億三千四百萬元減少約6%。

於本期間，本集團之毛利由去年同期約五千三百萬元增加約5.7%至約五千六百萬元，而毛利率則上升至約25.3%（去年同期：約22.4%）。就本集團三大核心業務而言，以 **MOBICON** 品牌從事電子元件、自動化組件和儀器分銷業務（「電子買賣業務」）、以 **VideoCom** 品牌從事的電腦業務（「電腦業務」）及以 **wishh!** 品牌從事的化妝品及網上零售業務（「化妝品及網上零售業務」）之毛利率分別約為26.5%、22.1%及25.8%（去年同期：分別約22.8%、20.7%及23%）。本集團錄得其他收入約七百三十萬元（去年同期：約一百二十萬元）。本期間錄得其他收入乃主要由於確認政府補助約六百萬元所致。本集團於本期間錄得經營溢利約一千二百二十萬元，而去年同期溢利約二百二十萬元。本期間的經營開支總額維持於約五千一百萬元（去年同期：約五千一百萬元）。

綠淨淨 KILL VIRUS

C102綠色消毒片（10粒裝）
GREEN DISINFECTANT
含二氧化氯C102成份

殺菌率達99.9%、
長效抑菌24小時
世界A1級安全消毒劑！

消毒片經稀釋後可用於空氣消毒，
通過噴霧或揮發的方式對空間環境
進行消毒。

性質溫和、不傷皮膚
食用級無礙
可以消毒食具、寵物用品

殺菌消毒
除臭·去漬






wishh! f i s WishBeauty wishh.com

MANAGEMENT DISCUSSION AND ANALYSIS

管理層討論及分析

BUSINESS REVIEW

During the Period, the Group operated in three core business operations, namely: (1) the Electronic Trading Business; (2) the Computer Business which includes (i) the retail sales of computer products and smartphone accessories under the brand of  (the “Computer Retail Business”); and (ii) the distribution of computer products and consumer products under the brand of  (the “Computer Distribution Business”); and (3) the Cosmetic and Online Retail Business under the brand of , accounted for approximately 60.1%, 23.9% and 16% of the Group’s total revenue respectively for the Period.

The outbreak of the COVID-19 pandemic brought much of the economic activities to a halt in the year 2020. To cope with the challenging situation, governments around the world provided financial reliefs to businesses and individual. In Hong Kong and Singapore, generous government subsidies were granted to lessen the Group’s financial burden. While in South Africa, the COVID-19 Term Loans were provided to our subsidiaries at concessionary interest rate.

Electronic Trading Business

Hong Kong




Electronic Trading Business remains the primary contributor to the Group’s revenue during the Period. It contributed revenue of approximately HK\$132 million as compared with approximately HK\$152 million recorded in the Corresponding Period. The worldwide outbreak of the COVID-19 has seriously impacted Electronic Trading Business in Hong Kong. Demands of electronic components were inevitably reduced as commercial activities were disrupted. In particular, purchase orders of customers from toy industries remarkably decreased.

Overseas

The aggregate revenue of all of the Group’s overseas subsidiaries were approximately HK\$58 million, representing an overall decrease of approximately 14.7% as compared with that of approximately HK\$68 million recorded in the Corresponding Period.

The Group’s subsidiaries in South Africa recorded a revenue of approximately HK\$45 million (Corresponding Period: approximately HK\$51 million), representing a decrease of approximately 11.8%. During the period under review, South Africa implemented one of the world’s most stringent lockdown for around 50 days. One of our main subsidiaries in South Africa, was only able to operate at limited capacity during the lockdown. On the other hand, Swan Electrical (Pty) Limited and Switch Technique KZN Proprietary Limited, our subsidiaries engaging in electrical products distribution, which are considered as essential business, were exempted from the lockdown. Revenue from electrical products distribution recorded growth during the period under review despite overall revenue from South Africa decreased due to the lockdown.

業務回顧

在本期間，本集團經營三大核心業務，即：(1) 電子買賣業務；(2) 電腦業務，當中包括 (i) 以  為品牌的電腦產品及智能手機配件零售業務（「電腦零售業務」）；及 (ii) 以  為品牌的電腦產品及消費產品分銷業務（「電腦分銷業務」）；及 (3) 以  為品牌的化妝品及網上零售業務。電子買賣業務、電腦業務及化妝品及網上零售業務分別佔本集團於本期間的總收益約 60.1%、23.9% 及 16%。

在二零二零年，新型冠狀病毒疫情爆發令很多經濟活動停頓。為應對嚴峻的形勢，世界各國政府為企業和個人提供了財政支援。在香港和新加坡，本集團向政府收取慷慨的補貼，以減輕財務負擔。在南非，我們的附屬公司亦獲提供優惠利率的定期貸款。

電子買賣業務

香港

於本期間，電子買賣業務為本集團收益的主要來源，有關業務貢獻收益約一億三千二百萬港元，而去年同期則為一億五千二百萬港元。全球爆發的新型冠狀病毒疫情嚴重影響了香港的電子貿易業務。隨著商業活動的停頓，電子元件的需求無可避免地減少。具體而言，玩具行業客戶的採購訂單顯著減少。

海外

本集團所有海外附屬公司之總收益約為五千八百萬港元，較去年同期約六千八百萬港元整體下跌約 14.7%。

本集團在南非的附屬公司錄得收益約四千五百萬港元（去年同期：約五千一百萬港元），跌幅約為 11.8%。於回顧期間，南非實施了全球最嚴格的封鎖措施之一，持續了約 50 天。我們在南非一間主要附屬公司只能在封鎖期間維持有限的運作。另一方面，我們從事電子產品分銷的附屬公司 Swan Electrical (Pty) Limited 及 Switch Technique KZN Proprietary Limited 被視為必要業務，在封鎖期間獲得豁免。儘管南非的整體收入受到封鎖影響而減少，電子產品分銷的收益在回顧期內錄得增長。

MANAGEMENT DISCUSSION AND ANALYSIS

管理層討論及分析

In terms of geographical segments, revenue from Hong Kong, the Asia Pacific region (other than Hong Kong), South Africa, and other regions accounted for 59.2%, 18%, 20.5% and 2.3% respectively of the Group's total revenue during the Period.

Computer Business

The revenue of the Computer Retail Business for the Period was approximately HK\$14 million (Corresponding Period: approximately HK\$10 million), representing an increase of approximately 40%. The revenue of the Computer Distribution Business recorded approximately HK\$38 million (Corresponding Period: approximately HK\$36 million), representing an increase of approximately 5.6%. While the Period was challenging for other segments, the Computer Business recorded growth. Sales of computer products and accessories increased unexpectedly, attributed to the surge in demands as a result of the work-from-home arrangements and remote learning.

Cosmetic and Online Retail Business

The revenue of the Cosmetic and Online Retail Business dropped to approximately HK\$35 million or about 2.8% during the Period (Corresponding Period: approximately HK\$36 million). The Group has completed the restructuring and redeployed resources from physical retail stores to online retail stores. During the Period, the Group continued to closely co-operate with one of the leading online shopping platform selling wide range of products. The COVID-19 accelerated the growth of e-commerce. Revenue from Online Retail Business increased notably. On the contrary, revenue from physical retail stores was hit by the COVID-19. Overall, the segment recorded slight decrease in revenue as the loss of physical retail stores was partially offset by the growth of online stores.

按地區分類，香港、亞太地區（不包括香港）、南非及其他地區的收益分別佔本集團於本期間的總收益的59.2%、18%、20.5%及2.3%。

電腦業務

本集團電腦零售業務於本期間錄得收益約一千四百萬港元（去年同期：約一千萬港元），增加約40%。電腦分銷業務於本期間錄得收益約三千八百萬港元（去年同期：約三千六百萬港元），增加約5.6%。儘管本期間對其他分部充滿挑戰，惟電腦業務錄得增長。由於在家工作和遙距學習的安排，電腦產品及配件的銷售錄得意外增長。

化妝品及網上零售業務

本期間，化妝品及網上零售業務的收入下降約2.8%至約三千五百萬港元（去年同期：約三千六百萬港元）。本集團已完成重組，並將部份資源由實體零售店分配到網店。在本期間，本集團繼續與一個領先的網上購物平台緊密合作，銷售多元化產品。新型冠狀病毒疫情的爆發加速了電子商務的增長，網上零售業務收入顯著增長。相反，實體零售店的收入受新型冠狀病毒疫情重創。整體而言，該分部的收入略有下降，而實體零售店的部分虧損被在線商店的增長所抵銷。

MANAGEMENT DISCUSSION AND ANALYSIS

管理層討論及分析

OUTLOOK

Given the outbreak of COVID-19, a series of precautionary and control measures have been implemented, the economic activities have been seriously affected but gradually resuming in most countries. The Group will continue to closely monitor the development of COVID-19 and review our strategy to minimize the impact on the business. As the economic activities in South Africa are resuming, the Group is optimistic about the electronic business in South Africa. It is expected that the performance of South Africa subsidiaries will improve in the second half of the financial year.

Regarding the Computer Business, as the COVID-19 became under control, the precautionary measures and social distance restrictions are gradually loosening. The Group expects that the demand of computer products and accessories will return to normal condition. Nevertheless, the Group will continue to improve its marketing strategies to increase its market presence through social media network.

The Group is optimistic about the Cosmetic and Online Retail Business in the second half of the year ending 31 March 2021. The Group expects that the adverse impact of COVID-19 will be lessened and the consumer sentiment will gradually recover. In addition, with increasing popularity of online shopping, the Group will keep inputting resources in social media marketing for driving the sales.

LIQUIDITY AND FINANCIAL RESOURCES

As at 30 September 2020, the Group's cash and cash equivalents amounted to approximately HK\$34 million and the net current assets were approximately HK\$117 million. As at 30 September 2020, the current ratio increased to approximately 1.8 (as at 31 March 2020: approximately 1.6). Out of the Group's cash and cash equivalents, about 42.2% and 7.8% were denominated in Hong Kong dollars and Chinese Renminbi respectively. The balance of approximately 13.5%, 23.6%, 5.4%, 1.5%, 4.2% and 1.8% of its total cash and cash equivalents was denominated in United States dollars, South African Rand, Malaysia Ringgit, Singaporean dollars, Euro and other currencies respectively.

展望

面對新型冠狀病毒疫情的爆發，各國實施一系列預防和控制措施，經濟活動受到嚴重影響，惟大多數國家的經濟活動正在逐漸恢復。本集團將繼續密切監察新型冠狀病毒疫情的發展，並檢討我們的策略，以盡量減少對業務的影響。隨著南非經濟活動的恢復，本集團對南非的電子業務感到樂觀。預計南非附屬公司的業績將在本財政年度下半年有所改善。

就電腦業務而言，隨著新型冠狀病毒疫情受控，預防措施和社交距離限制正在逐漸放寬。本集團預期電腦產品及配件的需求將恢復正常。儘管如此，本集團將繼續改善其營銷策略，通過社交媒體網絡增加其市場佔有率。

本集團對於截至二零二一年三月三十一日止年度下半年的化妝品及網上零售業務感到樂觀。本集團預期新型冠狀病毒疫情帶來的不利影響將減輕，消費意欲將逐漸恢復。此外，隨著網上購物日益普及，本集團將繼續向社交媒體營銷投放資源以推動銷售。

流動資金及財政資源

截至二零二零年九月三十日，本集團之現金及現金等值物約為三千四百萬港元，而流動資產淨值則約為一億一千七百萬港元。於二零二零年九月三十日，流動比率上升至約1.8水平（截至二零二零年三月三十一日：約1.6水平）。於本集團的現金及現金等值物當中，約42.2%及7.8%分別以港元及人民幣列值，其餘約13.5%、23.6%、5.4%、1.5%、4.2%及1.8%的現金及現金等值物總額則分別以美元、南非蘭特、馬來西亞林吉特、新加坡元、歐元及其他貨幣列值。

MANAGEMENT DISCUSSION AND ANALYSIS

管理層討論及分析

The Group generally finances its operation by internally generated resources and banking facilities provided by banks. As at 30 September 2020, the Group had banking facilities for overdrafts, loans and trade finance from banks totaling approximately HK\$109 million (as at 31 March 2020: approximately HK\$104 million), with an unused balance of approximately HK\$40 million (as at 31 March 2020: approximately HK\$36 million). During the Period, the Group's borrowings bore interest at rates ranging from 2.2% to 7.25% per annum (as at 31 March 2020: ranging from 3.1% to 5.5% per annum). The Directors believe that the Group's existing financial resources are sufficient to fulfill its current commitments and working capital requirements.

Compared with the audited balances as at 31 March 2020, the Group's trade receivables decreased by about 2% to approximately HK\$50 million and the Group's trade payables decreased by about 6.5% to approximately HK\$29 million. In the meantime, the Group's inventories increased by about 3% to approximately HK\$171 million. The debtors turnover days, the creditors days and the inventory days for the Period were 42 days, 33 days and 188 days respectively (as at 31 March 2020: 39 days, 30 days and 169 days respectively). The Group recorded net operating cash inflow of approximately HK\$11 million and increased in bank borrowings of approximately HK\$2 million for the Period, compared with the net operating cash inflow of approximately HK\$3 million and decreased in bank borrowings of approximately HK\$0.5 million for the Corresponding Period.

CAPITAL STRUCTURE

As at 30 September 2020, the Group's gross borrowing repayable within one year, amounted to approximately HK\$97 million (as at 31 March 2020: approximately HK\$100 million). After deducting cash and cash equivalents of approximately HK\$34 million, the Group's net borrowings amounted to approximately HK\$63 million (as at 31 March 2020: approximately HK\$71 million). The total equity as at 30 September 2020 was approximately HK\$155 million (as at 31 March 2020: approximately HK\$141 million). Accordingly, the Group's net gearing ratio, based on net borrowings to total equity, decreased to 40.6% (as at 31 March 2020: 50.4%).

本集團一般以內部產生的資源及多家銀行提供之銀行融資撥付其業務資金。截至二零二零年九月三十日，本集團獲多家銀行提供銀行融資作透支、貸款及貿易融資之用，總額約一億零九百萬港元(截至二零二零年三月三十一日：約一億零四百萬港元)，其中約四千萬港元(截至二零二零年三月三十一日：約三千六百萬港元)結餘尚未動用。於本期間，本集團之借貸以介乎2.2%至7.25%(截至二零二零年三月三十一日：介乎3.1%至5.5%)之年利率計息。董事相信，本集團現有財務資源足以應付其現時的承擔及營運資金需求。

與二零二零年三月三十一日的經審核結餘相比，本集團應收貿易賬款減少約2%至約五千萬港元，而本集團應付貿易賬款則減少約6.5%至約二千九百萬港元。與此同時，本集團的存貨增加約3%至約一億七千一百萬港元，本期間之應收賬週轉期、應付賬週轉期及存貨週轉期分別為42日、33日及188日(截至二零二零年三月三十一日：分別為39日、30日及169日)。於本期間內，本集團錄得經營現金流入淨額約一千一百萬港元及銀行貸款增加約二百萬港元，而去年同期則錄得經營現金流入淨額約三百萬港元及銀行借貸減少約五十萬港元。

資本結構

截至二零二零年九月三十日，本集團須於一年內償還之借貸總額約為九千七百萬港元(截至二零二零年三月三十一日：約一億港元)。扣除現金及現金等值物約三千四百萬港元後，本集團借貸淨額約為六千三百萬港元(截至二零二零年三月三十一日：約七千一百萬港元)。於二零二零年九月三十日之權益總額約為一億五千五百萬港元(截至二零二零年三月三十一日：約一億四千一百萬港元)。因此，按借貸淨額除權益總額計算之本集團淨資產負債比率下降至40.6%(截至二零二零年三月三十一日：50.4%)。

MANAGEMENT DISCUSSION AND ANALYSIS

管理層討論及分析

EXPOSURE TO FLUCTUATIONS IN EXCHANGE RATES

Most of the Group's transactions were denominated in Hong Kong dollars, Chinese Renminbi and United States dollars. Given that the exchange rate of Hong Kong dollars against Chinese Renminbi has been and is likely to be under control and that the Hong Kong Government's policy of linking the Hong Kong dollars to the United States dollars remains in effect, the Directors consider that the risk facing by the Group on foreign exchange will remain minimal and no hedging or other alternative measures have been undertaken by the Group. As at 30 September 2020, the Group had no significant risk exposure pertaining to foreign exchange contracts, interest rates, currency swaps, or other financial derivatives.

CHARGES ON ASSETS

As at 30 September 2020, the properties with carrying value of approximately HK\$14 million have been pledged to secure the general banking facilities granted to the Group's subsidiaries in Singapore and Portugal.

CONTINGENT LIABILITIES

The Group had no contingent liabilities as at 30 September 2020.

EMPLOYMENT, TRAINING AND REMUNERATION POLICY

As at 30 September 2020, the Group had a total of 388 full-time employees inclusive of its staff in Hong Kong and overseas subsidiaries. The Group has developed its human resources policies and procedures based on the performance, merits and market conditions. Remuneration packages are normally reviewed on a regular basis. Apart from salary payments, other staff benefits include provident fund contributions, medical insurance coverage and performance-based bonuses (based on the Group's financial results as well as individual performance).

匯率波動風險

本集團大部分交易以港元、人民幣及美元列值。鑑於港元兌人民幣之匯率一直並極可能繼續保持穩定，加上香港政府仍然實施港元與美元掛鈎之政策，故董事認為本集團承受之外匯風險將維持輕微，而本集團並無採取任何對沖交易或其他替代措施。截至二零二零年九月三十日，本集團並無承擔任何有關外匯合約、利率、貨幣掉期或其他金融衍生工具之重大風險。

資產抵押

截至二零二零年九月三十日，本集團將賬面值約一千四百萬港元之物業作抵押，作為本集團新加坡及葡萄牙附屬公司獲授之一般銀行融資額度之抵押品。

或然負債

截至二零二零年九月三十日，本集團並無任何或然負債。

僱員、培訓及薪酬政策

截至二零二零年九月三十日，本集團在香港及海外附屬公司合共僱用388名全職員工，並制定按表現、功績及市況釐定之人力資源政策及程序。薪酬待遇一般會定期檢討。除了薪金外，其他員工福利包括強積金供款、醫療保險及個人表現花紅(因應本集團財務業績及個別員工之表現發放)。

CONDENSED CONSOLIDATED INTERIM STATEMENT OF PROFIT OR LOSS

簡明綜合中期損益表

For the six months ended 30 September 2020

截至二零二零年九月三十日止六個月

		Six months ended 30 September 截至九月三十日止六個月	
		2020 二零二零年 (Unaudited) (未經審核) HK\$'000 千港元	2019 二零一九年 (Unaudited) (未經審核) HK\$'000 千港元
	Note 附註		
Revenue	6	219,744	233,975
Cost of sales		(164,139)	(181,471)
Gross profit		55,605	52,504
Other income – net		7,339	1,192
Selling and distribution expenses		(16,541)	(17,771)
General and administrative expenses		(34,248)	(33,690)
Operating profit	7	12,155	2,235
Finance costs	8	(1,369)	(1,675)
Profit before income tax		10,786	560
Income tax expenses	9	(1,270)	(2,344)
Profit/(loss) for the period		9,516	(1,784)
Profit/(loss) attributable to:			
Equity holders of the Company		7,344	(3,981)
Non-controlling interests		2,172	2,197
		9,516	(1,784)
Earnings/(loss) per share attributable to equity holders of the Company for the period – Basic and diluted (HK cents)	11	3.7	(2.0)

Details of dividends are disclosed in Note 10 to the condensed consolidated interim financial information.

股息詳情於簡明綜合中期財務資料附註10披露。

CONDENSED CONSOLIDATED INTERIM STATEMENT OF COMPREHENSIVE INCOME

簡明綜合中期全面收益表

For the six months ended 30 September 2020

截至二零二零年九月三十日止六個月

		Six months ended 30 September 截至九月三十日止六個月	
		2020 二零二零年 (Unaudited) (未經審核) HK\$'000 千港元	2019 二零一九年 (Unaudited) (未經審核) HK\$'000 千港元
Profit/(loss) for the period	期內溢利／(虧損)	9,516	(1,784)
Other comprehensive income/(expense):	其他全面收入／(開支)：		
<i>Item that may be reclassified subsequently to profit or loss</i>	<i>其後可重新分類至損益之項目</i>		
Currency translation differences:	貨幣換算差額：		
– Subsidiaries	– 附屬公司	5,195	(2,908)
Other comprehensive income/(expense) for the period	期內其他全面收入／(開支)	5,195	(2,908)
Total comprehensive income/(expense) for the period	期內全面收入／(開支)總額	14,711	(4,692)
Total comprehensive income/(expense) attributable to:	應佔全面收入／(開支)總額：		
Equity holders of the Company	本公司權益持有人	11,004	(5,220)
Non-controlling interests	非控股權益	3,707	528
		14,711	(4,692)

CONDENSED CONSOLIDATED INTERIM STATEMENT OF FINANCIAL POSITION

簡明綜合中期財務狀況表

As at 30 September 2020

於二零二零年九月三十日

		Note	As at 30 September 2020 於二零二零年 九月三十日 (Unaudited) (未經審核) HK\$'000 千港元	As at 31 March 2020 於二零二零年 三月三十一日 (Audited) (經審核) HK\$'000 千港元
Non-current assets	非流動資產			
Property, plant and equipment	物業、廠房及設備	13	28,164	27,314
Right-of-use assets	使用權資產	13	9,254	11,755
Intangible assets	無形資產	13	55	63
Investment properties	投資物業	13	4,704	4,518
Goodwill	商譽	13	182	171
Other receivables	其他應收款項		3,024	3,360
			45,383	47,181
Current assets	流動資產			
Inventories	存貨		171,024	166,032
Trade receivables	應收貿易賬款	14	49,727	51,227
Other receivables and deposits	其他應收款項及按金		12,609	12,974
Current income tax recoverable	可收回即期所得稅		91	111
Cash and cash equivalents	現金及現金等值物		33,989	28,830
			267,440	259,174
Total assets	資產總值		312,823	306,355
Current liabilities	流動負債			
Trade payables	應付貿易賬款	15	29,401	31,331
Other payables and accruals	其他應付款項及 應計費用		15,096	15,140
Contract liabilities	合約負債	6(a)	2,832	3,338
Loan from a shareholder	股東貸款		28,000	32,000
Lease liabilities	租賃負債	16	4,302	7,796
Short-term bank loans	短期銀行貸款	17	69,435	67,586
Current income tax liabilities	即期所得稅負債		1,605	1,192
			150,671	158,383
Net current assets	流動資產淨值		116,769	100,791

CONDENSED CONSOLIDATED INTERIM STATEMENT OF FINANCIAL POSITION (CONTINUED)

簡明綜合中期財務狀況表(續)

As at 30 September 2020

於二零二零年九月三十日

		Note 附註	As at 30 September 2020 於二零二零年 九月三十日 (Unaudited) (未經審核) HK\$'000 千港元	As at 31 March 2020 於二零二零年 三月三十一日 (Audited) (經審核) HK\$'000 千港元
Total assets less current liabilities	資產總值減流動負債		162,152	147,972
Non-current liabilities	非流動負債			
Deferred tax liabilities	遞延稅項負債		1,946	2,279
Lease liabilities	租賃負債	16	5,211	4,209
			7,157	6,488
Net assets	資產淨值		154,995	141,484
Capital and reserves attributable to equity holders of the Company	本公司權益持有人應佔資本及儲備			
Share capital	股本	18	20,000	20,000
Reserves	儲備		96,288	86,284
			116,288	106,284
Non-controlling interests	非控股權益		38,707	35,200
Total equity	權益總額		154,995	141,484

CONDENSED CONSOLIDATED INTERIM STATEMENT OF CHANGES IN EQUITY

簡明綜合中期權益變動表

For the six months ended 30 September 2020

截至二零二零年九月三十日止六個月

Attributable to equity holders of the Company

本公司權益持有人應佔

		Reserves						Non-	Total	
		儲備						controlling	equity	
Share capital	Share premium	Capital reserve	Translation reserve	Revaluation reserve	Retained profits	Total reserves	interests	Total equity		
股本	股份溢價	股本儲備	換算儲備	重估儲備	留存溢利	儲備總額	非控股權益	權益總額		
(Unaudited)	(Unaudited)	(Unaudited)	(Unaudited)	(Unaudited)	(Unaudited)	(Unaudited)	(Unaudited)	(Unaudited)		
HK\$'000	HK\$'000	HK\$'000	HK\$'000	HK\$'000	HK\$'000	HK\$'000	HK\$'000	HK\$'000		
千港元	千港元	千港元	千港元	千港元	千港元	千港元	千港元	千港元		
Balance at 1 April 2020	於二零二零年四月一日之結餘	20,000	16,706	800	(24,442)	4,995	88,225	86,284	35,200	141,484
Total comprehensive income for the period	期內全面收入總額	-	-	-	3,660	-	7,344	11,004	3,707	14,711
Dividends paid to non-controlling interests	已派予非控股權益之股息	-	-	-	-	-	-	-	(200)	(200)
Dividends	股息	-	-	-	-	-	(1,000)	(1,000)	-	(1,000)
Balance at 30 September 2020	於二零二零年九月三十日之結餘	20,000	16,706	800	(20,782)	4,995	94,569	96,288	38,707	154,995
Balance at 1 April 2019	於二零一九年四月一日之結餘	20,000	16,706	800	(13,910)	4,954	95,900	104,450	34,638	159,088
Total comprehensive (expense)/income for the period	期內全面(開支)/收入總額	-	-	-	(1,239)	-	(3,981)	(5,220)	528	(4,692)
Acquisition of a subsidiary	收購一間附屬公司	-	-	-	-	-	-	-	3,515	3,515
Dividends	股息	-	-	-	-	-	(1,000)	(1,000)	-	(1,000)
Balance at 30 September 2019	於二零一九年九月三十日之結餘	20,000	16,706	800	(15,149)	4,954	90,919	98,230	38,681	156,911

CONDENSED CONSOLIDATED INTERIM STATEMENT OF CASH FLOWS

簡明綜合中期現金流量表

For the six months ended 30 September 2020

截至二零二零年九月三十日止六個月

		Six months ended 30 September 截至九月三十日止六個月	
		2020 二零二零年 (Unaudited) (未經審核) HK\$'000 千港元	2019 二零一九年 (Unaudited) (未經審核) HK\$'000 千港元
Net cash generated from operating activities	經營業務產生之現金淨額	10,837	3,195
Net cash used in investing activities	投資活動動用之現金淨額	(174)	(7,557)
Net cash used in financing activities	融資活動動用之現金淨額	(9,876)	(2,672)
Net increase/(decrease) in cash and cash equivalents	現金及現金等值物增加／(減少)淨額	787	(7,034)
Cash and cash equivalents at beginning of the period	期初之現金及現金等值物	28,830	31,733
Effect of foreign exchange rate changes	匯率變動之影響	4,372	(1,958)
Cash and cash equivalents at end of the period	期末之現金及現金等值物	33,989	22,741
Analysis of balances of cash and cash equivalents:	現金及現金等值物結餘分析：		
Cash at bank and in hand	銀行及手頭現金	33,989	22,741

NOTES TO THE CONDENSED CONSOLIDATED INTERIM FINANCIAL INFORMATION

簡明綜合中期財務資料附註

1. GENERAL INFORMATION

Mobicon Group Limited (the “Company”) and its subsidiaries (collectively the “Group”) are principally engaged in the trading and distribution of electronic parts, components and equipment and computer products, mobile accessories and trading of cosmetic products.

The Company is a limited liability company incorporated in Bermuda as an exempted company under the Companies Act of Bermuda. The address of its registered office is Clarendon House, 2 Church Street, Hamilton HM 11, Bermuda.

The Company’s shares have been listed on The Stock Exchange of Hong Kong Limited (the “Stock Exchange”) since 7 May 2001.

This condensed consolidated interim financial information are presented in thousands of units of Hong Kong dollars (HK\$’000), unless otherwise stated. This condensed consolidated interim financial information was approved for issue on 27 November 2020.

This condensed consolidated interim financial information has not been audited.

2. BASIS OF PREPARATION

This unaudited condensed consolidated interim financial information for the six months ended 30 September 2020 has been prepared in accordance with the applicable disclosure requirements of Appendix 16 of the Rules Governing the Listing of Securities on The Stock Exchange of Hong Kong Limited (the “Listing Rules”) and Hong Kong Accounting Standard (“HKAS”) 34, “Interim Financial Reporting” issued by the Hong Kong Institute of Certified Public Accountants. The unaudited condensed consolidated interim financial information should be read in conjunction with the annual financial statements for the year ended 31 March 2020, which have been prepared in accordance with Hong Kong Financial Reporting Standards (“HKFRSs”).

3. ACCOUNTING POLICIES

Except as described below, the accounting policies applied are consistent with those of the annual financial statements for the year ended 31 March 2020, as described in those annual financial statements.

Taxes on income in the interim periods are accrued using the tax rate that would be applicable to expected total annual earnings.

1. 一般資料

萬保剛集團有限公司(「本公司」)及其附屬公司(統稱「本集團」)主要從事買賣及分銷電子零件、元件及儀器與電腦產品及手機配件，以及買賣化妝品之業務。

本公司根據百慕達公司法在百慕達註冊成立為獲豁免有限公司。其註冊辦事處地址為 Clarendon House, 2 Church Street, Hamilton HM 11, Bermuda。

本公司股份自二零零一年五月七日起在香港聯合交易所有限公司(「聯交所」)上市。

除另有註明外，本簡明綜合中期財務資料以千港元(千港元)列值。本簡明綜合中期財務資料已於二零二零年十一月二十七日獲批准刊發。

本簡明綜合中期財務資料未經審核。

2. 編製基準

截至二零二零年九月三十日止六個月之未經審核簡明綜合中期財務資料乃根據香港聯合交易所有限公司證券上市規則(「上市規則」)附錄16之適用披露規定及香港會計師公會頒佈之香港會計準則(「香港會計準則」)第34號「中期財務報告」編製。未經審核簡明綜合中期財務資料應與根據香港財務報告準則(「香港財務報告準則」)編製之截至二零二零年三月三十一日止年度之年度財務報表一併閱讀。

3. 會計政策

除下述者外，所應用之會計政策與截至二零二零年三月三十一日止年度之年度財務報表所應用者一致，詳見該等年度財務報表。

中期期間收入之稅項按適用於預計全年盈利總額之稅率累計。

NOTES TO THE CONDENSED CONSOLIDATED INTERIM FINANCIAL INFORMATION (CONTINUED)

簡明綜合中期財務資料附註(續)

3. ACCOUNTING POLICIES (Continued)

(a) New and amended standards adopted by the Group

The following new standards, amendments to existing standards and interpretation are mandatory for adoption for the financial year beginning 1 April 2020 for the Group:

Amendments to HKAS 1 and HKAS 8	Definition of Material
Amendments to HKFRS 3 (Revised)	Definition of a Business
Amendments to HKAS 39, HKFRS 7 and HKFRS 9	Hedge Accounting
Conceptual Framework for Financial Reporting 2018	Revised Conceptual Framework for Financial Reporting

The adoption of the above standards and interpretation did not result in any substantial changes to the Group's accounting policies and had no material financial impact on the unaudited condensed consolidated interim financial information.

The Group's accounting policy in relation to government grant is as follows:

Grants from the government are recognized at their fair value where there is a reasonable assurance that the grant will be received and the group will comply with all attached conditions.

Government grants relating to costs are deferred and recognized in the profit or loss over the period necessary to match them with the costs that they are intended to compensate.

3. 會計政策(續)

(a) 本集團採納的新訂及經修訂準則

以下為本集團於二零二零年四月一日開始的財政年度強制採納的新訂準則、現有準則修訂本及詮釋：

香港會計準則第1號及香港會計準則第8號之修訂本	「重大」之定義
香港財務報告準則第3號之修訂本(經修訂)	「業務」之定義
香港會計準則第39號、香港財務報告準則第7號及香港財務報告準則第9號之修訂本	對沖會計法
二零一八年財務報告概念框架	經修訂財務報告概念框架

採納上述準則及詮釋並無導致本集團之會計政策出現任何重大變動，亦無對未經審核簡明綜合中期財務資料構成重大財務影響。

本集團有關政府補助之會計政策如下：

政府補助在可合理保證將收取補助而本集團將符合所有附帶條件時按公平值確認。

與成本有關的政府補助予以遞延，並配合其擬補償的成本在所需期間於損益內確認。

NOTES TO THE CONDENSED CONSOLIDATED INTERIM FINANCIAL INFORMATION (CONTINUED)

簡明綜合中期財務資料附註(續)

3. ACCOUNTING POLICIES (Continued)

(b) Standards, amendments to standards and interpretations which are not yet effective

The Group has not early applied the following new standards, amendments and improvements to existing standards and interpretations that have been issued but are not yet effective.

Amendments to HKAS 1	Classification of Liabilities as Current or Non-current ³
Amendments to HKAS 16	Property, plant and equipment – Proceeds Before Intended Use ²
Amendments to HKAS 37	Onerous contracts – Cost of Fulfilling a Contract ²
Amendments to HKFRS 3	Reference to the Conceptual Framework ²
Amendments to HKFRS 10 and HKAS 28	Sales or Contribution of Assets between an Investor and its Associate or Joint Venture ⁴
Amendments to HKFRS 16	COVID-19-Related Rent Concessions ¹
Annual Improvements Project	Annual Improvements 2018-2020 cycle ²
HKFRS 17	Insurance Contracts ³

¹ Effective for annual periods beginning on or after 1 June 2020.

² Effective for annual periods beginning on or after 1 January 2022.

³ Effective for annual periods beginning on or after 1 January 2023.

⁴ Effective for annual periods beginning on or after a date to be determined.

The Group is in the process of assessing the potential impact of the above new HKFRSs upon initial application but is not yet in a position to state whether the above new HKFRSs will have a significant impact on the Group's and the Company's results of operations and financial position.

4. ESTIMATES

The preparation of interim financial statements requires management to make judgments, estimates and assumptions that affect the application of accounting policies and the reported amounts of assets and liabilities, income and expense. Actual results may differ from these estimates.

In preparing these condensed consolidated interim financial information, the significant judgments made by management in applying the Group's accounting policies and the key sources of estimation uncertainty were the same as those that applied to the Group's consolidated financial statements for the year ended 31 March 2020.

3. 會計政策(續)

(b) 尚未生效的準則、準則修訂本及詮釋

本集團並無提早應用下列已頒佈但尚未生效的新訂準則、現有準則修訂本及改進以及詮釋。

香港會計準則第1號之修訂本	負債分類為流動或非流動 ³
香港會計準則第16號之修訂本	物業、廠房及設備—擬定用途前的所得款項 ²
香港會計準則第37號之修訂本	虧損性合約—履行合約的成本 ²
香港財務報告準則第3號之修訂本	概念框架之提述 ²
香港財務報告準則第10號及香港會計準則第28號之修訂本	投資者與其聯營公司或合營企業之間的資產出售或注資 ⁴
香港財務報告準則第16號之修訂本	2019冠狀病毒病之相關租金優惠 ¹
年度改進項目	二零一八年至二零二零年週期的年度改進 ²
香港財務報告準則第17號	保險合同 ³

¹ 於二零二零年六月一日或以後開始之年度期間生效。

² 於二零二二年一月一日或以後開始之年度期間生效。

³ 於二零二三年一月一日或以後開始之年度期間生效。

⁴ 於待定日期或以後開始之年度期間生效。

本集團現正評估上述新訂香港財務報告準則於首次應用時可能構成之影響，惟目前未能指出上述新訂香港財務報告準則會否對本集團及本公司之經營業績及財務狀況構成重大影響。

4. 估計

於編製中期財務報表時，管理層須作出影響會計政策應用以及資產及負債、收入及開支所呈報金額之判斷、估計及假設。實際結果或有別於該等估計。

於編製此等簡明綜合中期財務資料時，管理層於應用本集團會計政策時作出之重大判斷，以及估計不明朗因素之主要來源，與本集團截至二零二零年三月三十一日止年度之綜合財務報表所應用者相同。

NOTES TO THE CONDENSED CONSOLIDATED INTERIM FINANCIAL INFORMATION (CONTINUED)

簡明綜合中期財務資料附註(續)

5. FINANCIAL RISK MANAGEMENT

5.1 Financial risk factors

The Group's activities expose it to a variety of financial risks: market risk (including currency risk, fair value interest rate risk, cash flow interest rate risk and price risk), credit risk and liquidity risk.

The condensed consolidated interim financial information do not include all financial risk management information and disclosures required in the annual financial statements, and should be read in conjunction with the Group's consolidated financial statements as at 31 March 2020.

There have been no changes in the risk management policy of the Group since the year ended 31 March 2020.

5.2 Fair value estimation

The table below analyzes financial instruments and investment properties carried at fair value, by valuation method. The different levels have been defined as follows:

- Quoted prices (unadjusted) in active markets for identical assets or liabilities (level 1).
- Inputs other than quoted prices included within level 1 that are observable for the asset or liability, either directly (that is, as prices) or indirectly (that is, derived from prices) (level 2).
- Inputs for the asset or liability that are not based on observable market data (that is, unobservable inputs) (level 3).

During the period, there was no transfer between levels of the fair value hierarchy used in measuring the fair value of financial instruments.

During the period, there were no significant changes in the business or economic circumstances that affect the fair value of the Group's financial assets and financial liabilities. During the period, there were no reclassifications of financial assets.

5. 財務風險管理

5.1 財務風險因素

本集團業務令本集團面對各種財務風險：市場風險(包括外匯風險、公平值利率風險、現金流量利率風險及價格風險)、信貸風險及流動資金風險。

簡明綜合中期財務資料並不包括年度財務報表規定之所有財務風險管理資料及披露，並應與本集團截至二零二零年三月三十一日之綜合財務報表一併閱讀。

自截至二零二零年三月三十一日止年度以來，本集團之風險管理政策並無變動。

5.2 公平值估計

下表按估值方法分析以公平值列賬之金融工具及投資物業。各等級界定如下：

- 相同資產或負債在活躍市場之報價(未經調整)(第一級)。
- 除第一級包括之報價外，可直接(即按價格)或間接(即由價格衍生)觀察所得之資產或負債輸入值(第二級)。
- 並非依據觀察所得市場數據之資產或負債輸入值(即非觀察所得輸入值)(第三級)。

期內，並無計量金融工具公平值所用公平值級別之等級轉換。

期內，並無足以影響本集團金融資產及金融負債公平值之重大業務或經濟環境變動。期內，並無金融資產獲重新分類。

NOTES TO THE CONDENSED CONSOLIDATED INTERIM FINANCIAL INFORMATION (CONTINUED)

簡明綜合中期財務資料附註(續)

5. FINANCIAL RISK MANAGEMENT (Continued)

5.2 Fair value estimation (Continued)

The following tables present the Group's investment properties that are measured at fair value:

As at 30 September 2020 (unaudited)	於二零二零年九月三十日 (未經審核)	Level 1 第一級 HK\$'000 千港元	Level 2 第二級 HK\$'000 千港元	Level 3 第三級 HK\$'000 千港元	Total 總計 HK\$'000 千港元
Investment properties	投資物業				
- Properties held outside Hong Kong	- 在香港境外持有之物業	-	4,704	-	4,704
As at 31 March 2020 (audited)	於二零二零年三月三十一日 (經審核)	Level 1 第一級 HK\$'000 千港元	Level 2 第二級 HK\$'000 千港元	Level 3 第三級 HK\$'000 千港元	Total 總計 HK\$'000 千港元
Investment properties	投資物業				
- Properties held outside Hong Kong	- 在香港境外持有之物業	-	4,518	-	4,518

The Group measures its investment properties at fair value. Valuations were performed to determine the fair value for the Group's investment properties as at 31 March 2020. The directors are of the view that valuations of these investment properties as at 30 September 2020 approximate their fair value as at 31 March 2020.

5. 財務風險管理(續)

5.2 公平值估計(續)

下表呈列本集團按公平值計量之投資物業：

本集團按公平值計量其投資物業。本集團已就旗下投資物業進行估值，以釐定有關物業於二零二零年三月三十一日之公平值。董事認為，有關投資物業於二零二零年九月三十日之估值與其於二零二零年三月三十一日之公平值相若。

NOTES TO THE CONDENSED CONSOLIDATED INTERIM FINANCIAL INFORMATION (CONTINUED)

簡明綜合中期財務資料附註(續)

6. REVENUE AND SEGMENT INFORMATION

Revenue recognized during the period is as follows:

Revenue

Sales of electronic components, automation parts and equipment
Sales of computer products and mobile accessories and related service income
Sales of cosmetic products

收益

銷售電子元件、自動化組件及儀器
銷售電腦產品及手機配件以及相關服務收入
銷售化妝品

The chief operating decision-maker has been identified as the executive directors of the Company (the "Executive Directors"). The Executive Directors have reviewed the Group's internal reports in order to assess the performance and allocate resources; they have also determined the operating segments based on these reports. The Executive Directors have further considered the business from product perspective and have assessed the performance of three main business segments: (i) Electronic Trading Business – Distribution of electronic components, automation parts and equipment; (ii) Computer Business – Retail sales of computer products, mobile accessories, distribution of computer products and provision of IT outsourcing and solution services; and (iii) Cosmetic and Online Retail Business – Retail and distribution of cosmetic products through retail shops and online channels.

The Executive Directors have assessed the performance of the operating segments based on segment results before corporate expenses and finance costs.

6. 收益及分部資料

期內確認之收益如下：

Six months ended
30 September
截至九月三十日止六個月

2020 二零二零年 (Unaudited) (未經審核) HK\$'000 千港元	2019 二零一九年 (Unaudited) (未經審核) HK\$'000 千港元
132,022	152,176
52,485	46,127
35,237	35,672
219,744	233,975

本公司已確定執行董事(「執行董事」)為主要經營決策者。執行董事已審閱本集團之內部報告，以評估表現及分配資源；彼等亦已根據該等報告釐定經營分部。執行董事從產品角度進一步考慮業務及評估三個主要業務分部之表現：(i)電子買賣業務—分銷電子元件、自動化組件及儀器；(ii)電腦業務—電腦產品、手機配件零售業務、分銷電腦產品及提供資訊科技產品及解決方案服務；及(iii)化妝品及網上零售業務—透過零售店舖及網上渠道零售及分銷化妝品。

執行董事已根據扣除企業開支及融資成本前之分部業績評估經營分部之表現。

NOTES TO THE CONDENSED CONSOLIDATED INTERIM FINANCIAL INFORMATION (CONTINUED)

簡明綜合中期財務資料附註(續)

6. REVENUE AND SEGMENT INFORMATION (Continued)

The segment results for the six months ended 30 September 2020 are as follows:

6. 收益及分部資料(續)

截至二零二零年九月三十日止六個月之分部業績如下：

		Six months ended 30 September 2020 (Unaudited) 截至二零二零年九月三十日止六個月 (未經審核)				
		Electronic Trading Business	Computer Business	Cosmetic and Online Retail Business	Unallocated	Group
		電子 買賣業務 HK\$'000 千港元	電腦業務 HK\$'000 千港元	化妝品 及網上 零售業務 HK\$'000 千港元	未分類 HK\$'000 千港元	本集團 HK\$'000 千港元
Revenue	收益	132,022	52,485	35,237	-	219,744
Time of revenue recognition	收益確認時間					
- At a point in time	- 於某一時點	132,022	51,416	35,237	-	218,675
- Over time	- 於一段時間內	-	1,069	-	-	1,069
		132,022	52,485	35,237	-	219,744
Segment results before finance costs	除融資成本前之分部業績	5,880	3,733	2,543	(1)	12,155
Finance costs	融資成本	(1,037)	(137)	(195)	-	(1,369)
Profit before income tax	除所得稅前溢利					10,786
Income tax expenses (Note 9)	所得稅開支(附註9)					(1,270)
Profit for the period	期內溢利					9,516

NOTES TO THE CONDENSED CONSOLIDATED INTERIM FINANCIAL INFORMATION (CONTINUED)

簡明綜合中期財務資料附註(續)

6. REVENUE AND SEGMENT INFORMATION (Continued)

The segment results for the six months ended 30 September 2019 are as follows:

6. 收益及分部資料(續)

截至二零一九年九月三十日止六個月之分部業績如下：

		Six months ended 30 September 2019 (Unaudited) 截至二零一九年九月三十日止六個月 (未經審核)				
		Electronic Trading Business	Computer Business	Cosmetic and Online Retail Business	Unallocated	Group
		電子 買賣業務	電腦業務	化妝品 及網上 零售業務	未分類	本集團
		HK\$'000 千港元	HK\$'000 千港元	HK\$'000 千港元	HK\$'000 千港元	HK\$'000 千港元
Revenue	收益	152,176	46,127	35,672	–	233,975
Time of revenue recognition	收益確認時間					
– At a point in time	– 於某一時點	152,176	44,841	35,672	–	232,689
– Over time	– 於一段時間內	–	1,286	–	–	1,286
		152,176	46,127	35,672	–	233,975
Segment results before finance costs	除融資成本前之分部業績	3,580	270	(1,612)	(3)	2,235
Finance costs	融資成本	(1,305)	(30)	(340)	–	(1,675)
Profit before income tax	除所得稅前溢利					560
Income tax expenses (Note 9)	所得稅開支(附註9)					(2,344)
Loss for the period	期內虧損					(1,784)

NOTES TO THE CONDENSED CONSOLIDATED INTERIM FINANCIAL INFORMATION (CONTINUED)

簡明綜合中期財務資料附註(續)

6. REVENUE AND SEGMENT INFORMATION (Continued)

The segment assets and liabilities as at 30 September 2020 and additions to non-current assets for the period then ended are as follows:

		Electronic Trading Business	Computer Business	Cosmetic and Online Retail Business	Unallocated	Group
		電子買賣業務	電腦業務	化妝品及網上零售業務	未分類	本集團
		(Unaudited)	(Unaudited)	(Unaudited)	(Unaudited)	(Unaudited)
		HK\$'000	HK\$'000	HK\$'000	HK\$'000	HK\$'000
		千港元	千港元	千港元	千港元	千港元
Assets	資產	252,341	31,578	24,824	4,080	312,823
Liabilities	負債	121,715	16,927	15,098	4,088	157,828
Additions to non-current assets	添置非流動資產	590	1,470	62	-	2,122

The segment assets and liabilities as at 31 March 2020 and additions to non-current assets for the year then ended are as follows:

		Electronic Trading Business	Computer Business	Cosmetic and Online Retail Business	Unallocated	Group
		電子買賣業務	電腦業務	化妝品及網上零售業務	未分類	本集團
		(Audited)	(Audited)	(Audited)	(Audited)	(Audited)
		HK\$'000	HK\$'000	HK\$'000	HK\$'000	HK\$'000
		千港元	千港元	千港元	千港元	千港元
Assets	資產	246,071	28,716	27,452	4,116	306,355
Liabilities	負債	128,102	14,186	18,495	4,088	164,871
Additions to non-current assets	添置非流動資產	1,952	2,713	4,018	-	8,683

6. 收益及分部資料(續)

於二零二零年九月三十日之分部資產及負債以及截至該日止期間之添置非流動資產如下：

於二零二零年三月三十一日之分部資產及負債以及截至該日止年度之添置非流動資產如下：

NOTES TO THE CONDENSED CONSOLIDATED INTERIM FINANCIAL INFORMATION (CONTINUED)

簡明綜合中期財務資料附註(續)

6. REVENUE AND SEGMENT INFORMATION (Continued)

The Group's revenue is generated mainly within Hong Kong, Asia Pacific, South Africa and Europe.

6. 收益及分部資料(續)

本集團之收益主要於香港、亞太地區、南非及歐洲產生。

		Six months ended 30 September 截至九月三十日止六個月	
		2020 二零二零年 (Unaudited) (未經審核) HK\$'000 千港元	2019 二零一九年 (Unaudited) (未經審核) HK\$'000 千港元
Revenue	收益		
Hong Kong (country of domicile)	香港(註冊國家)	129,979	131,274
Asia Pacific	亞太地區	39,569	46,415
South Africa	南非	45,123	51,384
Europe	歐洲	4,089	3,709
Other countries	其他國家	984	1,193
		219,744	233,975

Revenue is allocated based on the country in which the customer is located.

收益按客戶所在國家分配。

NOTES TO THE CONDENSED CONSOLIDATED INTERIM FINANCIAL INFORMATION (CONTINUED)

簡明綜合中期財務資料附註(續)

6. REVENUE AND SEGMENT INFORMATION (Continued)

(a) Contract liabilities

The Group has recognized the following liabilities related to contracts with customers:

Contract liabilities related to sales of electronic components, automation parts and equipment	與銷售電子元件、自動化組件及儀器有關的合約負債
Contract liabilities related to sales of computer products, mobile accessories and service income	與銷售電腦產品及手機配件以及相關服務收入有關的合約負債
Contract liabilities related to sales of cosmetic products	與銷售化妝品有關的合約負債

(b) Revenue recognized in relation to contract liabilities

Revenue of approximately HK\$2,301,000 is recognized in relation to contract liabilities for the six months ended 30 September 2020 related to carried forward contract liabilities as at 1 April 2020.

6. 收益及分部資料(續)

(a) 合約負債

本集團已確認下列與客戶合約有關的負債：

As at 30 September 2020 於二零二零年 九月三十日 (Unaudited) (未經審核) HK\$'000 千港元	As at 31 March 2020 於二零二零年 三月三十一日 (Audited) (經審核) HK\$'000 千港元
1,094	1,063
1,543	1,739
195	536
2,832	3,338

(b) 就合約負債確認之收益

就截至二零二零年九月三十日止六個月之合約負債(涉及於二零二零年四月一日結轉之合約負債)確認之收益為約2,301,000港元。

NOTES TO THE CONDENSED CONSOLIDATED INTERIM FINANCIAL INFORMATION (CONTINUED)

簡明綜合中期財務資料附註(續)

7. EXPENSES BY NATURE

7. 分類費用

		Six months ended 30 September 截至九月三十日止六個月	
		2020 二零二零年 (Unaudited) (未經審核) HK\$'000 千港元	2019 二零一九年 (Unaudited) (未經審核) HK\$'000 千港元
Cost of inventories expensed	存貨成本開支	164,139	181,471
Employee benefits expense (Note 12)	僱員福利開支(附註12)	25,838	25,317
Amortization of intangible assets	無形資產攤銷	16	-
Depreciation of right-of-use assets	使用權資產折舊	4,568	2,923
Depreciation of owned property, plant and equipment	自置物業、廠房及設備折舊	813	774
Provision for slow-moving inventories (included in cost of sales)	滯銷存貨撥備 (已計入銷售成本)	584	329
Expenses related to short-term leases	短期租賃相關開支	3,903	8,593
Provision for impairment of trade receivables (included in general and administrative expenses)	應收貿易賬款減值撥備 (已計入一般及行政管理費用)	232	36
Reversal of provision for impairment of trade receivables (included in general and administrative expenses)	應收貿易賬款減值撥備撥回 (已計入一般及行政管理費用)	(377)	(237)
Net foreign exchange (gain)/loss (included in general and administrative expenses)	匯兌(收益)/虧損淨額 (已計入一般及行政管理費用)	(286)	278
(Gain)/loss on disposal of property, plant and equipment (included in general and administrative expenses)	出售物業、廠房及設備 (收益)/虧損(已計入一般及行政管理費用)	(1)	33

8. FINANCE COSTS

8. 融資成本

		Six months ended 30 September 截至九月三十日止六個月	
		2020 二零二零年 (Unaudited) (未經審核) HK\$'000 千港元	2019 二零一九年 (Unaudited) (未經審核) HK\$'000 千港元
Interest expense on short-term bank loans	短期銀行貸款之利息開支	1,172	1,537
Interest expense on lease liabilities	租賃負債之利息開支	197	138
		1,369	1,675

NOTES TO THE CONDENSED CONSOLIDATED INTERIM FINANCIAL INFORMATION (CONTINUED)

簡明綜合中期財務資料附註(續)

9. INCOME TAX EXPENSES

Hong Kong Profits Tax has been provided at the rate of 16.5% (2019: 16.5%) on the estimated assessable profit arising in or derived from Hong Kong for the six months ended 30 September 2020. Taxation on overseas profit has been calculated on the estimated assessable profit for the periods at the rates of taxation prevailing in the countries in which the Group operates.

The amount of taxation charged/(credited) to the condensed consolidated interim statement of profit or loss represents:

Current income tax	即期所得稅
– Hong Kong Profits Tax	– 香港利得稅
– Overseas taxation	– 海外稅項
Deferred income tax	遞延所得稅
– Overseas taxation	– 海外稅項
Income tax expenses	所得稅開支

The Company is exempted from taxation in Bermuda until 2035.

10. DIVIDENDS

At a meeting held on 27 November 2020, the directors of the Company declared an interim dividend of HK\$0.005 per ordinary share (2019: HK\$0.005 per ordinary share) for the six months ended 30 September 2020. This interim dividend has not been recognized as a liability at the reporting date. The interim dividend will be payable on 6 January 2021 to shareholders whose names appear on the Register of Members of the Company as at 24 December 2020.

9. 所得稅開支

香港利得稅根據截至二零二零年九月三十日止六個月於香港產生或源自香港之估計應課稅溢利按16.5%(二零一九年: 16.5%)之稅率撥備。海外溢利之稅項按期內估計應課稅溢利以本集團經營業務國家當時之稅率計算。

自簡明綜合中期損益表支銷/(計入)之稅項包括:

Six months ended 30 September 截至九月三十日止六個月

2020 二零二零年 (Unaudited) (未經審核) HK\$'000 千港元	2019 二零一九年 (Unaudited) (未經審核) HK\$'000 千港元
172	89
1,564	2,255
1,736	2,344
(466)	–
1,270	2,344

本公司獲豁免繳納百慕達稅項，直至二零三五年為止。

10. 股息

於二零二零年十一月二十七日舉行之會議上，本公司董事宣佈派付截至二零二零年九月三十日止六個月之中期股息每股普通股0.005港元(二零一九年: 每股普通股0.005港元)。於報告日期，此中期股息並未確認為負債。中期股息將於二零二一年一月六日派付予於二零二零年十二月二十四日名列本公司股東名冊之股東。

NOTES TO THE CONDENSED CONSOLIDATED INTERIM FINANCIAL INFORMATION (CONTINUED)

簡明綜合中期財務資料附註(續)

11. EARNINGS/(LOSS) PER SHARE

The calculation of basic earnings per share for the six months ended 30 September 2020 is based on the Group's profit attributable to the equity holders of the Company of approximately HK\$7,344,000 (2019: loss of approximately HK\$3,981,000) and on the weighted average number of 200,000,000 ordinary shares (2019: 200,000,000 ordinary shares) in issue during the period.

No diluted earnings/(loss) per share is presented as there were no potential dilutive ordinary shares in issue during the six months ended 30 September 2020 and 2019.

11. 每股盈利/(虧損)

截至二零二零年九月三十日止六個月之每股基本盈利乃按本公司權益持有人應佔本集團溢利約7,344,000港元(二零一九年：虧損約3,981,000港元)及期內已發行普通股之加權平均數200,000,000股(二零一九年：200,000,000股普通股)計算。

由於截至二零二零年及二零一九年九月三十日止六個月並無任何已發行具潛在攤薄影響之普通股，故並無呈列每股攤薄盈利/(虧損)。

12. EMPLOYEE BENEFITS EXPENSE

12. 僱員福利開支

Salaries, wages and other benefits
Pension costs – defined contribution plans

薪金、工資及其他福利
退休金成本—定額供款計劃

Total employee benefits expense
(including directors' remuneration)

僱員福利開支總額
(包括董事酬金)

Six months ended
30 September
截至九月三十日止六個月

2020 二零二零年 (Unaudited) (未經審核) HK\$'000 千港元	2019 二零一九年 (Unaudited) (未經審核) HK\$'000 千港元
24,274	23,703
1,564	1,614
25,838	25,317

NOTES TO THE CONDENSED CONSOLIDATED INTERIM FINANCIAL INFORMATION (CONTINUED)

簡明綜合中期財務資料附註(續)

13. PROPERTY, PLANT AND EQUIPMENT, RIGHT-OF-USE ASSETS, INVESTMENT PROPERTIES, GOODWILL AND INTANGIBLE ASSETS

Movement of property, plant and equipment, right-of-use assets, investment properties, goodwill and intangible assets for the six months ended 30 September 2020:

13. 物業、廠房及設備、使用權資產、投資物業、商譽及無形資產

截至二零二零年九月三十日止六個月之物業、廠房及設備、使用權資產、投資物業、商譽及無形資產變動如下：

		Property, plant and equipment 物業、廠房 及設備 HK\$'000 千港元	Right-of-use assets 使用權資產 HK\$'000 千港元	Investment properties 投資物業 HK\$'000 千港元	Goodwill 商譽 HK\$'000 千港元	Intangible assets 無形資產 HK\$'000 千港元
Net book amount as at 1 April 2020	於二零二零年四月一日之 賬面淨值	27,314	11,755	4,518	171	63
Additions	添置	213	1,905	-	-	4
Amortization	攤銷	-	-	-	-	(16)
Disposals	出售	(1)	-	-	-	-
Depreciation	折舊	(813)	(4,568)	-	-	-
Exchange differences	匯兌差額	1,451	162	186	11	4
Net book amount as at 30 September 2020 (unaudited)	於二零二零年九月三十日之 賬面淨值(未經審核)	28,164	9,254	4,704	182	55

NOTES TO THE CONDENSED CONSOLIDATED INTERIM FINANCIAL INFORMATION (CONTINUED)

簡明綜合中期財務資料附註(續)

14. TRADE RECEIVABLES

The Group normally grants to its customers credit periods for sales of goods ranging from 7 to 90 days. The ageing analysis of trade receivables, net of provision of impairment, presented based on due dates:

0 to 60 days	零至60日
61 to 120 days	61至120日
121 to 180 days	121至180日
181 to 365 days	181至365日

The maximum exposure to credit risk at the reporting date is the carrying amount of trade receivables. There is no concentration of credit risk with respect to trade receivables as the Group has a large number of customers. The Group does not hold any collateral as security in respect of its trade receivables.

14. 應收貿易賬款

本集團一般給予客戶之售貨信貸期由7日至90日不等。按到期日計算呈列之應收貿易賬款(已扣除減值撥備)賬齡分析如下：

As at 30 September 2020 於二零二零年 九月三十日 (Unaudited) (未經審核) HK\$'000 千港元	As at 31 March 2020 於二零二零年 三月三十一日 (Audited) (經審核) HK\$'000 千港元
47,643	47,762
1,493	2,944
387	263
204	258
49,727	51,227

於報告日期所承受之最高信貸風險為應收貿易賬款之賬面值。就應收貿易賬款而言，由於本集團客戶數目眾多，故此並無信貸集中風險。本集團並無就其應收貿易賬款持有任何抵押品作為抵押。

NOTES TO THE CONDENSED CONSOLIDATED INTERIM FINANCIAL INFORMATION (CONTINUED)

簡明綜合中期財務資料附註(續)

15. TRADE PAYABLES

The ageing analysis of trade payables is as follows:

0 to 60 days	零至60日
61 to 120 days	61至120日
121 to 180 days	121至180日
181 to 365 days	181至365日

15. 應付貿易賬款

應付貿易賬款之賬齡分析如下：

As at 30 September 2020 於二零二零年 九月三十日 (Unaudited) (未經審核) HK\$'000 千港元	As at 31 March 2020 於二零二零年 三月三十一日 (Audited) (經審核) HK\$'000 千港元
27,229	29,892
735	276
169	262
1,268	901
29,401	31,331

16. LEASE LIABILITIES

Current lease liabilities
Non-current lease liabilities

即期租賃負債
非即期租賃負債

The Group leases various retail outlets, offices and warehouses under lease agreements.

During the six months ended 30 September 2020, the Group's operating lease rental payments relating to short-term leases of approximately HK\$3,903,000 (2019: approximately HK\$8,593,000) have been recognized as expenses and included in "expenses related to short-term leases" (Note 7).

16. 租賃負債

As at 30 September 2020 於二零二零年 九月三十日 (Unaudited) (未經審核) HK\$'000 千港元	As at 31 March 2020 於二零二零年 三月三十一日 (Audited) (經審核) HK\$'000 千港元
4,302	7,796
5,211	4,209
9,513	12,005

本集團根據租賃協議租賃多間零售店舖、辦公室及貨倉。

於截至二零二零年九月三十日止六個月，本集團與短期租賃有關的經營租賃租金為約3,903,000港元(二零一九年：約8,593,000港元)，有關租金已確認為開支，並計入「短期租賃相關開支」(附註7)。

NOTES TO THE CONDENSED CONSOLIDATED INTERIM FINANCIAL INFORMATION (CONTINUED)

簡明綜合中期財務資料附註(續)

17. BORROWINGS

Short-term bank loans

Total Borrowings

All short-term bank loans are due within one year and denominated in Hong Kong dollars, United States dollars, South African Rand, Euro and Singapore dollars.

The effective interest rates of the short-term bank loans at the reporting date range from approximately 2.20% to 7.25% (as at 31 March 2020: 3.14% to 5.46%)

The Group's banking facilities are secured by corporate guarantees issued by the Company.

As at 30 September 2020, investment properties and certain assets included in "property, plant and equipment" with an aggregate carrying amount of approximately HK\$13,643,000 (as at 31 March 2020: approximately HK\$13,011,000) were pledged as security for certain of the Group's bank borrowings.

短期銀行貸款

借貸總額

17. 借貸

As at 30 September 2020 於二零二零年 九月三十日 (Unaudited) (未經審核) HK\$'000 千港元	As at 31 March 2020 於二零二零年 三月三十一日 (Audited) (經審核) HK\$'000 千港元
69,435	67,586
69,435	67,586

所有短期銀行貸款皆於一年內到期及以港元、美元、南非蘭特、歐元及新加坡元列值。

於報告日期，短期銀行貸款之實際利率介乎約2.20%至7.25%（於二零二零年三月三十一日：3.14%至5.46%）。

本集團之銀行信貸額以本公司發出的公司擔保作擔保。

於二零二零年九月三十日，計入「物業、廠房及設備」總賬面值為約13,643,000港元（於二零二零年三月三十一日：約13,011,000港元）之投資物業及若干資產已作抵押，作為本集團若干銀行借貸之抵押品。

NOTES TO THE CONDENSED CONSOLIDATED INTERIM FINANCIAL INFORMATION (CONTINUED)

簡明綜合中期財務資料附註(續)

18. SHARE CAPITAL

18. 股本

		As at 30 September 2020	As at 31 March 2020
		於二零二零年 九月三十日 (Unaudited) (未經審核) HK\$'000 千港元	於二零二零年 三月三十一日 (Audited) (經審核) HK\$'000 千港元
Authorized: 2,000,000,000 ordinary shares of HK\$0.10 each	法定： 每股面值0.10港元之普通股 2,000,000,000股	200,000	200,000
Issued and fully paid: 200,000,000 ordinary shares of HK\$0.10 each	已發行及繳足： 每股面值0.10港元之普通股 200,000,000股	20,000	20,000

NOTES TO THE CONDENSED CONSOLIDATED INTERIM FINANCIAL INFORMATION (CONTINUED)

簡明綜合中期財務資料附註(續)

19. RELATED PARTY TRANSACTIONS

Save as disclosed in these financial report, the Group had the following significant related party transactions during the period:

- (a) Particulars of significant transactions between the Group and related parties are summarized below:

19. 關聯人士交易

除該等財務報告所披露者外，本集團於期內有以下重大關聯人士交易：

- (a) 本集團與關聯人士進行之重大交易詳情概述如下：

		Six months ended 30 September 截至九月三十日止六個月	
		2020 二零二零年 (Unaudited) (未經審核) HK\$'000 千港元	2019 二零一九年 (Unaudited) (未經審核) HK\$'000 千港元
	Note 附註		
Rentals paid/payable to M-Bar Limited	(i)	1,392	1,107
Purchases from PC Supply Limited and its subsidiaries ("PC Supply Group")	(ii)	561	2,054
Sales to PC Supply Group	(ii)	132	81
Commission income received from PC Supply Group	(iii)	2	4
Service fee paid to PC Supply Group	(iv)	39	36

NOTES TO THE CONDENSED CONSOLIDATED INTERIM FINANCIAL INFORMATION (CONTINUED)

簡明綜合中期財務資料附註(續)

19. RELATED PARTY TRANSACTIONS (Continued)

- (a) Particulars of significant transactions between the Group and related parties are summarized below: (Continued)

Notes:

- (i) M-Bar Limited is a company beneficially owned by Dr. Hung Kim Fung, Measure (30%), Ms. Yeung Man Yi, Beryl (30%), Mr. Hung Ying Fung (20%) and Mr. Yeung Kwok Leung, Allix (20%), directors and substantial shareholders of the Company. The lease agreements with M-Bar Limited were entered into at terms agreed between the contracting parties.
- (ii) PC Supply Limited is owned as to 99.99% and 0.01% by A Plus Computer Shop Limited ("A Plus") and Ms. Yeung Man Yi, Beryl respectively. A Plus is beneficially owned by Dr. Hung Kim Fung, Measure (30%), Ms. Yeung Man Yi, Beryl (30%), Mr. Hung Ying Fung (20%) and Mr. Yeung Kwok Leung, Allix (20%), directors and substantial shareholders of the Company. Sales to and purchases from PC Supply Group were conducted in the normal course of business at terms as agreed between the contracting parties.
- (iii) Commission income received from PC Supply Group was conducted in the normal course of business at terms as agreed between the contracting parties.
- (iv) Services fee paid to PC Supply Group were conducted in the normal course of business at terms as agreed between the contracting parties.
- (b) Included in other receivables of the Group as at 30 September 2020 were rental deposits paid to M-Bar Limited of approximately HK\$464,000 (as at 31 March 2020: approximately HK\$464,000).

(c) Key management compensation

Short-term employee benefits
Post-employment benefits

短期僱員福利
離職後福利

19. 關聯人士交易(續)

- (a) 本集團與關聯人士進行之重大交易詳情概述如下：(續)

附註：

- (i) M-Bar Limited 由本公司董事兼主要股東洪劍峯博士(30%)、楊敏儀女士(30%)、洪英峯先生(20%)及楊國樑先生(20%)實益擁有。與M-Bar Limited訂立之租賃協議乃按訂約各方協定之條款訂立。
- (ii) 資電網有限公司分別由香港電腦店有限公司(「香港電腦店」)及楊敏儀女士擁有99.99%及0.01%權益。香港電腦店由本公司董事兼主要股東洪劍峯博士(30%)、楊敏儀女士(30%)、洪英峯先生(20%)及楊國樑先生(20%)實益擁有。與資電網集團進行之銷售及採購交易均於一般業務過程中按訂約各方協定之條款進行。
- (iii) 已收取資電網集團之佣金收入乃於一般業務過程中按訂約各方協定之條款收取。
- (iv) 已支付資電網集團之服務費乃於一般業務過程中按訂約各方協定之條款支付。
- (b) 於二零二零年九月三十日，本集團其他應收款項包括已支付M-Bar Limited之租金按金約464,000港元(於二零二零年三月三十一日：約464,000港元)。

(c) 主要管理人員報酬

Six months ended
30 September
截至九月三十日止六個月

2020 二零二零年 (Unaudited) (未經審核) HK\$'000 千港元	2019 二零一九年 (Unaudited) (未經審核) HK\$'000 千港元
-	400
-	15
-	415

MOBICON

進取 - 務實 - 翺四方

Hong Kong

China

Malaysia

South Africa

Singapore

Taiwan

Portugal

Mobicon Group Limited

萬保剛集團有限公司

(股份編號 Stock Code : 1213)

2020/2021 Interim Report 中期報告

www.mobicon.com