



**浦林成山**  
PRINX CHENGSHAN

## Prinx Chengshan (Cayman) Holding Limited

浦林成山（開曼）控股有限公司

(Incorporated in the Cayman Islands with limited liability)

Stock Code: 1809



**2020**  
ANNUAL REPORT

**PURSUE  
EXCELLENCE**



# Contents



	<i>Page</i>
CORPORATE INFORMATION	<b>2</b>
FINANCIAL SUMMARY	<b>4</b>
OVERVIEW OF THE GROUP	<b>7</b>
CHAIRMAN'S STATEMENT	<b>8</b>
MANAGEMENT DISCUSSION AND ANALYSIS	<b>10</b>
DIRECTORS AND SENIOR MANAGEMENT	<b>35</b>
DIRECTORS' REPORT	<b>45</b>
CORPORATE GOVERNANCE REPORT	<b>71</b>
INDEPENDENT AUDITOR'S REPORT	<b>88</b>
CONSOLIDATED STATEMENT OF PROFIT OR LOSS	<b>93</b>
CONSOLIDATED STATEMENT OF COMPREHENSIVE INCOME	<b>94</b>
CONSOLIDATED STATEMENT OF FINANCIAL POSITION	<b>95</b>
CONSOLIDATED STATEMENT OF CHANGES IN EQUITY	<b>97</b>
CONSOLIDATED STATEMENT OF CASH FLOWS	<b>99</b>
NOTES TO THE CONSOLIDATED FINANCIAL STATEMENTS	<b>101</b>

# Corporate Information

## Board of Directors

### Executive Directors

Mr. Che Baozhen (*Chief Executive Officer*)  
Mr. Shi Futao  
Ms. Cao Xueyu

### Non-executive Directors

Mr. Che Hongzhi (*Chairman*)  
Mr. Wang Lei  
Mr. Chen Yansheng (resigned on  
February 24, 2020)  
Mr. Shao Quanfeng (appointed on  
February 24, 2020)

### Independent Non-executive Directors

Mr. Zhang Xuehuo  
Mr. Choi Tze Kit Sammy  
Mr. Wang Chuansheng

## Audit Committee

Mr. Choi Tze Kit Sammy (*Chairman*)  
Mr. Wang Chuansheng  
Mr. Zhang Xuehuo

## Nomination and Remuneration Committee

Mr. Zhang Xuehuo (*Chairman*)  
Mr. Che Baozhen  
Mr. Choi Tze Kit Sammy

## Development Strategy and Risk Management Committee

Mr. Che Hongzhi (*Chairman*)  
Mr. Wang Chuansheng  
Mr. Zhang Xuehuo

## Registered Office

Windward 3, Regatta Office Park  
P.O. Box 1350  
Grand Cayman KY1-1108  
Cayman Islands

## Principal Place of Business in the PRC

No. 98 Nanshan North Road  
Rongcheng City  
Shandong Province  
The PRC

## Principal Place of Business in Hong Kong

Unit A-1, 19/F  
Tower A, Billion Centre  
1 Wang Kwong Road, Kowloon Bay  
Kowloon, Hong Kong

## Authorized Representatives

Ms. Cao Xueyu  
Mr. Shi Futao

## Joint Company Secretaries

Ms. Cao Xueyu (CPA (Aust.), ACMA)  
Ms. Lam Yuk Ling (ACIS, ACS)

## Legal Adviser

Morrison & Foerster  
33/F, Edinburgh Tower  
The Landmark  
15 Queen's Road Central, Hong Kong

## Auditor

PricewaterhouseCoopers  
Certified Public Accountants  
22/F, Prince's Building  
Central, Hong Kong

## Principal Banks

Bank of China Limited  
Agricultural Bank of China  
Industrial and Commercial Bank of China  
China Construction Bank  
Bank of China (Hong Kong) Limited  
The Hongkong and Shanghai Banking  
Corporation Limited

## Principal Registrar and Transfer Office

Ocorian Trust (Cayman) Limited  
Windward 3, Regatta Office Park  
P.O. Box 1350  
Grand Cayman KY1-1108  
Cayman Islands

## Hong Kong Share Registrar

Computershare Hong Kong Investor Services  
Limited  
Shops 1712–1716  
17th Floor, Hopewell Centre  
183 Queen's Road East  
Wan Chai  
Hong Kong

## Company's Website

[www.prinxchengshan.com](http://www.prinxchengshan.com)

## Stock Code

1809

## Listing Date

October 9, 2018

# Financial Summary

## Summary of Consolidated Statement of Profit or Loss

	Year ended December 31,				
	2020 RMB'000	2019 RMB'000	2018 RMB'000	2017 RMB'000	2016 RMB'000
<b>Revenue</b>	<b>6,283,130</b>	5,588,988	5,206,087	4,840,396	3,821,728
Gross profit	<b>1,401,363</b>	1,075,274	1,003,053	768,597	827,799
Financial income/(cost)	<b>9,129</b>	10,429	(4,595)	(9,587)	(13,780)
<b>Profit before income tax</b>	<b>698,216</b>	550,004	561,780	210,018	346,182
Income tax expense	<b>(93,468)</b>	(70,287)	(83,180)	(36,446)	(54,976)
<b>Profit for the year</b>	<b>604,748</b>	479,717	478,600	173,572	291,206
<b>Profit attributable to:</b>					
— Shareholders of the Company	<b>604,820</b>	479,717	478,600	173,698	291,206
— Non-controlling interests	<b>(72)</b>	—	—	(126)	—
	<b>604,748</b>	479,717	478,600	173,572	291,206
<b>Earnings per share attributable to the shareholders of the Company for the year</b>					
— Basic and diluted (RMB)	<b>0.95</b>	0.76	0.90	0.40	0.67

## Consolidated Assets, Liabilities and Non-controlling Interests

	As at December 31,				
	2020 RMB'000	2019 RMB'000	2018 RMB'000	2017 RMB'000	2016 RMB'000
<b>Assets and liabilities</b>					
Non-current assets	<b>4,043,888</b>	2,673,996	1,549,843	1,326,898	1,385,199
Current assets	<b>3,445,990</b>	3,154,252	3,706,577	2,649,089	2,365,524
<b>Total assets</b>	<b>7,489,878</b>	5,828,248	5,256,420	3,975,987	3,750,723
Non-current liabilities	<b>705,761</b>	91,916	52,363	400,957	370,182
Current liabilities	<b>3,003,914</b>	2,322,014	2,158,100	1,973,781	1,883,904
<b>Total liabilities</b>	<b>3,709,675</b>	2,413,930	2,210,463	2,374,738	2,254,086
Net assets	<b>3,780,203</b>	3,414,318	3,045,957	1,601,249	1,496,637
Equity attributable to the shareholders of the Company	<b>3,779,586</b>	3,413,929	3,046,083	1,601,375	1,496,637
<b>Non-controlling interests</b>	<b>617</b>	389	(126)	(126)	—

## Key Financial Indicators

	2020	2019	2018	2017	2016
Gross profit margin	<b>22.3%</b>	19.2%	19.3%	15.9%	21.7%
Net profit margin	<b>9.6%</b>	8.6%	9.2%	3.6%	7.6%
Return on total assets	<b>9.1%</b>	8.7%	10.4%	4.5%	8.5%
Return on equity	<b>16.8%</b>	14.9%	20.6%	11.2%	21.2%
Gearing ratio	<b>49.5%</b>	41.4%	42.1%	59.7%	60.1%

## Key Financial Indicators for the Year Ended December 31, 2020



+12.4%  
YoY

Revenue

**6,283.1**

RMB in million



+26.1%  
YoY

Net Profit

**604.7**


RMB in million



+1.0pp  
YoY

Net Profit Margin

**9.6%**



+30.3%  
YoY

Gross Profit

**1,401.4**

RMB in million



+3.1pp  
YoY

Gross Profit Margin

**22.3%**



+25.0%  
YoY

Earnings per Share - Basic

**0.95**

RMB

## Overview of the Group

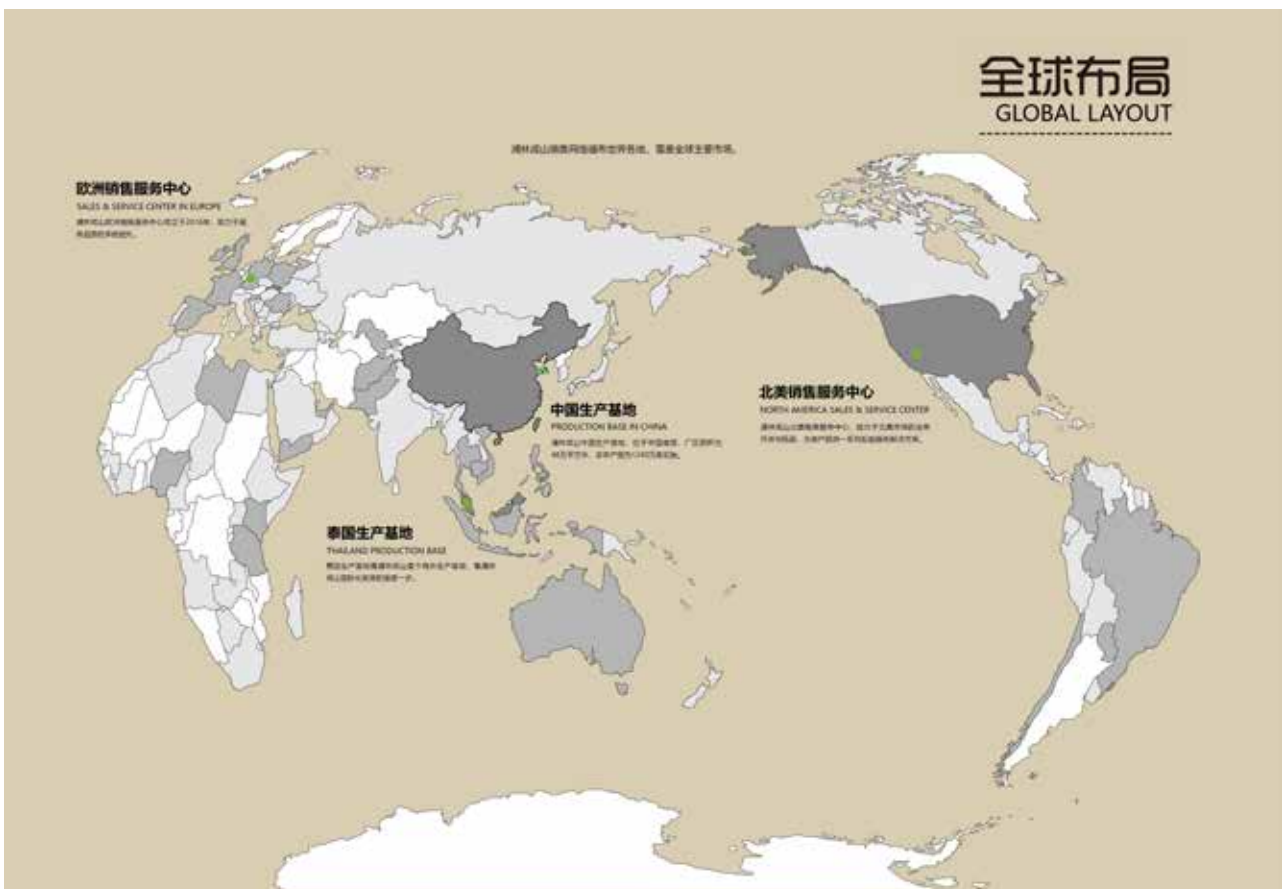
The business of Prinx Chengshan (Cayman) Holding Limited (the “**Company**” or “**Prinx Chengshan**”) can be traced back to 1976. Headquartered in Rongcheng City, Shandong Province, PRC, Prinx Chengshan is a modern enterprise focusing on the R&D, manufacturing, sales of tires and the provision of tire full-life-cycle services, and a leading domestic manufacturer in the PRC’s commercial all steel radial tire replacement market. Over the years, Prinx Chengshan has adhered to the core strategies of “cost leadership, efficiency driven, competitive differentiation and global operation” to strive for global development, and has built two major production bases in China and Thailand, and established three major sales centers in China, North America and Europe to develop a global business operation.

The three major products of the Company and its subsidiaries (the “**Group**”) are all steel radial tires, semi-steel radial tires, and bias tires. All steel radial tires, which are the main source of the Group’s business result, are mainly used in intermediate/long distance transportation, buses, mixed road or off-road vehicles, and light trucks. Semi-steel radial tires are mainly used in passenger cars, pickup trucks and SUVs. Bias tires are mainly installed in the vehicles for agricultural and industrial off-road conditions. The Group’s products have obtained certificates from relevant institutions in major tire markets worldwide, including DOT in the United States and ECE and R117 in the European Union etc..

The Group owns four renowned tire brands, namely Prinx (浦林), Chengshan (成山), Austone (澳通) and Fortune (富神).

The Group has a well-established and comprehensive global sales network covering major tire markets, and currently sells its products through three main channels:

- (i) sales to the replacement market through domestic and international distributors;
- (ii) direct sales to automobile manufacturers; and
- (iii) sales to private label customers.





## Chairman's Statement



### Dear Shareholders,

On behalf of the board (the “**Board**”) of directors (the “**Directors**”) of Prinx Chengshan, I am pleased to present the operating results for the year ended December 31, 2020 and the prospect of the Company for your review.

2020 is an extraordinary year. The impact of the 2019 coronavirus disease pandemic (the “**Pandemic**”) caused a serious stagnation in global economic activities, and the trade war and technological war between the PRC and the United States had brought about significant fluctuations and uncertainties in the global landscape, especially in the economic field, where the global industrial chain and supply chain were in the process of being restructured, the industry was being reshuffled at an accelerated pace, and enterprises were struggling for survival and development amidst new industrial and competitive patterns. Facing the sudden impact, Prinx Chengshan continued to center on production and operation, stood up to the adverse trend and adapted itself to the changes, managing to maintain a strong development momentum in the face of crises and challenges, and achieving the improvement in “quality” and growth in “quantity”.

In 2020, the Group sold approximately 15.1 million sets of tires, representing a year-on-year increase of approximately 22.4%, and the operating revenue continued to increase to approximately RMB6,283.0 million, representing a year-on-year increase of approximately 12.4%; net profit amounted to approximately RMB605.0 million, representing a year-on-year increase of approximately 26.1%.

In 2020, against the backdrop of the complex and severe internal and external situation, all the directors of the Company were dedicated to, and earnestly performed their duties. The Board paid close attention to the domestic and international changes in the Pandemic and the trend of the tire industry to adjust business strategies in response, and accelerated the promotion of industrial intelligence transformation and upgrading and business expansion. In the fourth quarter of 2020, the phase I project of the tire production base in Thailand (the “**Tire Production Base in Thailand**”), the Group’s second production base, reached the annual capacity of approximately 0.8 million sets of all steel radial tires and approximately 4.0 million sets of semi-steel radial tires. The production of the Tire Production Base in Thailand has enhanced Prinx Chengshan’s production and delivery capabilities across the globe, and strengthened the Group’s ability to respond to changes in the international situation, marking an important milestone in the development history of Prinx Chengshan.

2021 is a year full of uncertainties, and yet we believe that opportunities always exist for the continued development of the global economy. The Group will focus on the main business of tire products, while optimizing the business arrangement to continue to promote the construction of the phase II project of the Tire Production Base in Thailand and the expansion project of the factory in Shandong, and focusing on the coordinated development in terms of speed and efficiency. In the face of various uncertainties in the industry, the Group will resolutely adhere to a customer-oriented philosophy and strive to create value for customers; maintain effective capital investment; exert greater efforts on innovation; strengthen culture and talent construction; and enhance the core competitiveness of the Company. I and the members of the Board firmly believe that the Group, with its rich industry experience and superior core competitiveness and the joint efforts and strong confidence of all staff, will be able to provide customers with better and greater products and services, make greater contributions to the society, and bring greater value and returns to the shareholders!

Finally, I would like to thank all the staff for their hard work for the development of the Group. Thanks to all shareholders and friends from all walks of life for their support and help!

**Che Hongzhi**  
*Chairman*

Shandong, PRC, March 31, 2021

## Management Discussion and Analysis



### BUSINESS REVIEW AND OUTLOOK

#### Industry dynamics

At the beginning of 2020, the Pandemic outbreaked out of blue and spread over the world, causing the global economy, international trade and investment to shrink sharply. In the first quarter of 2020, affected by the sharp decline in the automobile market in the PRC, both the production and sales volumes of the domestic tire industry dropped accordingly. With the timely and effective control of the Pandemic in the PRC, the production and sales volumes of automobiles began to rise since April 2020. According to industry information released by the China Association of Automobile Manufacturers in January 2021, the annual production and sales volumes of passenger vehicles were 19.994 million units and 20.178 million units, respectively, representing a year-on-year decrease of 6.5% and 6.0%, respectively; and the annual production and sales volumes of commercial vehicles were 5.231 million units and 5.133 million units, respectively, representing a year-on-year increase of 20.0% and 18.7%, respectively. Meanwhile, China has become a country with a substantial car population, and the continuous growth of automobile production and sales volume and ownership has driven the development of the tire industry.

The Pandemic has exacerbated the adjustment of the tire industry and the imbalance of global supply and demand. Affected by the Pandemic, the industrial chain was blocked, and in the second half of 2020, the international supply chain shifted to the PRC, with increasing overseas tire orders coming to the enterprises in the PRC. With the technology upgrading, improved service quality and promotion of domestic brands, tires of domestic brands have been increasingly recognized by domestic consumers, and are capturing increasing market shares with constantly growing sales volume in the PRC.

The industry concentration of the tire industry has accelerated due to the Pandemic. During the year ended December 31, 2020 (the “**Reporting Period**”), small and medium-sized tire companies accelerated the closure of their business, with their outdated production capacity eliminated, while dominant tire companies expanded against the adverse trend to deploy production capacity layout worldwide. Signs of concentration of the leading companies in the tire industry are gradually emerging.

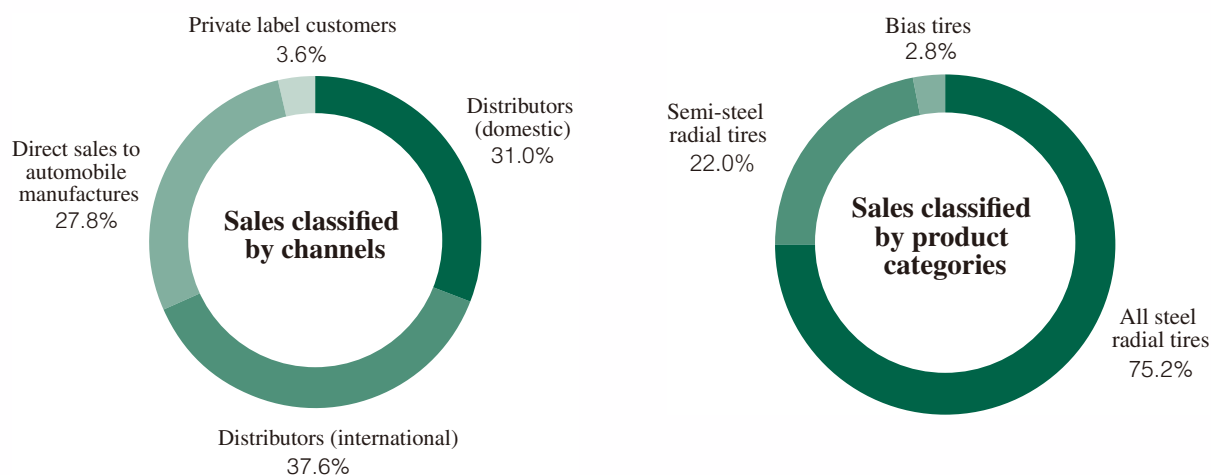
## Operation review

As a leading domestic tire manufacturer in the PRC's commercial all steel radial tire replacement market, Prinx Chengshan has been engaged in tire design, production and manufacturing for 44 years, adhering to the core strategy of "cost leadership, efficiency driven, competitive differentiation and global operation".

The Group continuously provided high-performance tires embodying Prinx Chengshan's intelligence and concern to global dealers and Chinese automobile manufacturers to enhance the happiness experience of drivers and passengers.

During the Reporting Period, the Group's overall operations were stable and its performance was in line with expectations. Approximately 15.1 million sets of tires were sold, representing an increase of approximately 22.4% as compared to 2019. Among them, the sales volume of all steel radial tires was approximately 6.4 million sets, representing an increase of approximately 21.6% as compared to 2019; the sales volume of semi-steel radial tires was approximately 8.1 million sets, representing an increase of approximately 27.4% as compared to 2019; and the sales volume of bias tires was approximately 0.6 million sets, representing a decrease of approximately 14.8% as compared to 2019. The annual operating revenue was approximately RMB6,283.1 million, representing a year-on-year increase of approximately 12.4%; the gross profit amounted to approximately RMB1,401.4 million, representing a year-on-year increase of approximately 30.3%. The profit attributable to the owners of the Company for the year ended December 31, 2020 was approximately RMB604.8 million, representing a year-on-year increase of approximately 26.1%.

The Group mainly supplies to the replacement markets through distributors. For the year ended December 31, 2020, the operating revenue from the sales to the Group's domestic and international distributors was approximately RMB1,947.2 million (2019: RMB2,082.2 million) and RMB2,359.9 million (2019: RMB1,874.4 million), respectively, accounting for approximately 31.0% and 37.6% of the total revenue; the operating revenue from the direct sales to automobile manufacturers was approximately RMB1,747.9 million (2019: approximately RMB1,222.3 million), accounting for approximately 27.8% of the total revenue of the Group; and the operating revenue from the sales to private label customers was approximately RMB228.2 million (2019: approximately RMB410.1 million), accounting for approximately 3.6% of the total revenue of the Group. Among them, the sales of all steel radial tires, semi-steel radial tires and bias tires accounted for approximately 75.2%, approximately 22.0% and approximately 2.8% of the total revenue of the Group, respectively. In addition, the innovative sales model, "Zhianda" sales model, became further mature through practice, and will bring new sales growth point.



During the Reporting Period, the Group adhered to the core values of “customer-oriented, open innovation, hardworking, and mutual benefit”, and organized and carried out various tasks with the attitude of practicality, openness and aggressiveness.

### **(I) Driving development with technological innovation, and improving efficiency with lean production**

The Group always insists on driving development by technological innovation. During the Reporting Period, the Group continued to strengthen its technical research, and made breakthroughs in various processes of all steel radial tires such as low rolling resistance, double tread structure design, new ultra-high fraction silica blending, pre-vulcanization and sidewalls, providing product support to increase market share.

The Group continued to promote lean production. The factory in Shandong achieved economic benefits beyond expectations by implementing 184 cost improvement projects, such as product lightweighting, energy saving and operation optimization; continuously increased the degree of automation to reduce manual labor and improve production efficiency; improved the level of on-site management of the workshops, and the turnover rate of employees of the production department dropped. With such efforts, the working-hour efficiency of all steel radial tires/semi-steel radial tires increased by 19.6% and 12.1%, respectively, laying a solid foundation for the Company’s core competitive edges.

The Group’s “Practical Experience of Implementing Intelligent Manufacturing to Improve Lean Six Sigma Production Management Level” was recognized as the 2020 National Quality Benchmark by the China Association for Quality.

### **(II) Continuously optimizing the supply chain system to improve operational efficiency**

The Group continuously optimized the supply chain system, established a supply chain management center and a supplier management department to develop a win-win relationship with suppliers; closely connected all parts through information exchange, and managed demand, production and inventory plans in a scientific manner; for the procurement business, carried out 5R management to control the comprehensive procurement costs; and strengthened the ability of services and sales through the improvement of the supply chain business coordination platform to improve the operational efficiency.

### **(III) Taking advantage of the brand reputation accumulated over the years and the diversified market layout to promote Prinx Chengshan’s growth in revenue and profit**

In 2020, the tire production of the Group began to be affected by the Pandemic in January 2020, and the mandatory quarantine, blockade and travel restrictions caused the domestic tire industry to delay resumption of work after the Spring Festival, and hindered logistics and sales. In March 2020, at the point when the domestic Pandemic was mitigated and the Pandemic broke out overseas, the Company redeployed various tasks and put forward the working ideas and policies of “guaranteeing production, stabilizing inventory and promoting sales”, according to which, the Company seized the opportunities for quick delivery, and took advantage of the complementary effects of the Company’s sales channels to maximize production capacity, while adopting flexible pricing mechanisms and sales strategies to respond to the competitions in different markets.

### **Domestic distributors**

The Group enjoys a relatively high penetration rate in the replacement market for all steel radial tires in the PRC. During the Reporting Period, the sales team optimized the customer experience by improving the sales system, optimizing the allocation of elements, building online community and taking advantage of digitalization to realize the visualization of the sales process.

During the Reporting Period, the Group started cooperation with 39 new domestic distributors and the number of five-star stores increased by 148. As of December 31, 2020, the Group had 312 domestic distributors and 503 five-star stores, and the cumulative contribution of five-star store customers accounted for approximately 31% of the total sales volume of the Group in the domestic replacement market for all steel radial tires, further uplifting the market share of the Group in the domestic replacement market for all steel radial tires.

Due to the impact of the Pandemic, the Group's sales volume and revenue in the semi-steel radial tire replacement market fell sharply in the first half of 2020. With the Pandemic under control, the tire market gradually recovered, and the operating revenue and sales volume increased in the second half of the year. The business department stimulated the market demand through timely and effective sales policies and increasing product specifications and categories to increase sales volume.

In accordance with the strategic plans, the Group optimized the organization, management and personnel structure of the semi-steel radial tire replacement business, strengthened the sales team, established a new passenger vehicle tire replacement sales center, and increased brand investment to better serve and explore the domestic tire replacement market for passenger vehicles.

During the Reporting Period, the operating revenue of the Group from domestic distributors was approximately RMB1,947.2 million, representing a decrease of approximately 6.5% from RMB2,082.2 million in 2019, which was mainly due to the lower sales prices in line with the declining prices of raw materials.

### **International marketing**

In the first quarter of 2020 when the Pandemic was severe in the PRC, the international marketing team made predictions in time, strived to capture international orders, and stepped up delivery efforts. After the outbreak of the Pandemic overseas since March 2020, the Group promptly increased the sales to the markets less impacted by the Pandemic, and made every effort to explore new markets and new customers. The Pandemic continued to spread overseas in the second half of 2020, and yet benefiting from the full resumption of work and production in the PRC, orders from overseas continued to increase, laying a solid foundation for achieving outstanding performance.

## Management Discussion and Analysis

During the Reporting Period, the Group's overseas sales teams managed to achieve outstanding results. Under the extremely severe situation of the Pandemic, the European team managed to achieve year-on-year growth in both revenue and profit, which had expanded the Company's influence in Europe. With the Tire Production Base in Thailand put into operation, sales in the North American market began to open up and continued to grow, and remarkable progress was made in channel layout, with an annual sales of 936,000 sets of tires, including 800,000 semi-steel tires and 136,000 full steel tires. After entering the North American market, the Company's brand quickly captured the market and won a good reputation.

During the Reporting Period, the operating revenue from the Group's international marketing was approximately RMB2,359.9 million, representing an increase of approximately 25.9% from RMB1,874.4 million in 2019. The Group started cooperation with 32 new overseas distributors and established fresh presence in Honduras, Guinea, Zimbabwe, Sierra Leone, New Caledonia and Armenia.

The Group believes that the international marketing channels are already capable of serving the Group's sales strategies.

### Direct sales to automobile manufacturers

Under the guidance of the government's policy to implement the National VI emission standards for commercial vehicles, the production and sales volumes of commercial vehicles increased significantly year-on-year, effectively driving the growth of the tire original equipment ("OE") business for commercial vehicles. During the Reporting Period, the Group cooperated with more than 30 automobile manufacturers in 45 OE projects and achieved progress as expected.

After becoming the OE manufacturer of the world's first "5G + intelligent driving" project of SAIC Iveco Hongyan Automobile in 2019, the Group provided BYD Company Limited with the OE facilities for new energy commercial vehicles for the first time during the Reporting Period, and cooperated with JAC Motors in technology development for the first time, marking the Group's involvement in new models and new specifications. Moreover, the "Prinx" brand entered the OE system of Jiangling Motors Corporation (JMC) for the first time, and provided OE services for Zhengzhou Nissan, a Sino-foreign joint venture, for the first time. The Group has entered the OE systems of all the top ten commercial vehicle manufacturers in terms of domestic sales volume.

During the Reporting Period, the Group won the honors and awards of "Outstanding Supplier" by JMC, "Win-Win Cooperation Award" by Foton Motor, "Excellent Strategic Cooperation Supplier" by Dongfeng Vasol, and "Quality Contribution Award" by JAC Group. Cooperation with a number of mature automobile companies is conducive to promoting the improvement of the Group's research and development level, enables its products to meet the needs of more customers with better performance, and enhances brand influence, market competitiveness and the loyalty of channel customers.

During the Reporting Period, benefiting from the rapid recovery of demand from domestic automobile manufacturers after the second quarter of 2020, the sales volume to automobile manufacturers increased significantly year-on-year, contributing an operating revenue of RMB1,747.9 million, representing an increase of approximately 43.0% as compared with approximately RMB1,222.3 million in 2019.

### Private label customers

The Group's current private label customers are Cooper and other newly developed customers. As agreed under the private label agreement, the percentage of private label sales to Cooper as a proportion of the Group's total sales decreased from 5.3% in 2019 to 1.2% in 2020. With the mutual agreement to expire on 30 June 2021, the Group has planned ahead to continuously develop the business under its own brands for replenishment, thus ensuring the steady growth of the Group's export revenue.

During the Reporting Period, the Group's sales to private label customers was approximately RMB228.2 million, which decreased by approximately 44.4% when compared with approximately RMB410.1 million in 2019.

## (IV) Continuing to strengthen brand exposure for scene-based precise penetration

In 2020, the Group continued to increase its efforts on brand building and made use of e-commerce channels to try new sales models such as live broadcast to strengthen brand exposure. Meanwhile, it expanded brand business cooperation, and sponsored and participated in the first "Alibaba Auto Consumption Festival Live Streaming Carnival", participated in the "Wealth Creation China Tour" activities at the two sessions in Xi'an and Wuhan with JD Logistics and many commercial vehicle manufacturers, and participated in the China Green Tire Safety Week event to reach target consumer groups in precise and novel ways and accelerated brand penetration.

Continuous breakthroughs were made in brand influence. Chengshan Tire was selected as one of China's 500 Most Valuable Brands issued by the World Brand Lab, with a brand value of RMB29.269 billion, and was awarded the title of China's Top Ten Influential Tire Brands. In November 2020, Chengshan CFH123 won the "Star Tire" Award for Commercial Vehicles at the 2020 Annual Conference for China Commercial Vehicle Market and the "Award Ceremony for the Annual Review of Commercial Vehicle Aftermarket". In July 2020, the Company won the "2020 Craftsmanship Manufacturing Award — Outstanding Enterprise Award" at the first International Quality Manufacturing Festival.



## (V) Innovating in sales models

During the Reporting Period, the Group continued to devote efforts to the intelligent tire rental business under the service brand of "Zhianda". "Zhianda Model" is based on the rental of truck and bus tires, and, through the effective application of intelligent technologies, builds an open management platform that integrates fleet management, RFID, and TPMS management to improve fleet operation efficiency and reduce customers' comprehensive tire usage costs, thus eventually realizing the full-life-cycle management of the tires. Meanwhile, it also enables big data analysis through data collection to improve product quality.



Through the Zhianda Model, the Group has, on the basis of the subsidiaries in Jinan, Shanghai and Shenzhen, started operations in the most developed regions of the domestic logistics industry. During the Reporting Period, the Group focused on the transportation of hazardous chemicals, express delivery and port transportation, and established cooperative relationships with a number of fleets to provide customers with high-quality services of tire rental, tire repair, maintenance and tire testing.

### (VI) Expanding production capacity in an orderly manner

During the Reporting Period, the Tire Production Base in Thailand commenced production as scheduled. The management team overcome the difficulties caused by the Pandemic, and, in the fourth quarter of 2020, the phase I project reached the annual production capacity of 0.8 million sets of all steel radial tires and 4.0 million sets of semi-steel radial tires, respectively. The Tire Production Base in Thailand adopts first-class manufacturing equipment, leading design concepts, intelligent manufacturing and management models, and conducts R&D and design based on the standards for green intelligent manufacturing, marking a solid step of Prinx Chengshan towards the target of global development.

Based on the forecast of sales demand, the factory in Thailand will experience excessive demand. In 2020, the Board successively approved the launch of the phase II projects of 1.2 million sets of all steel radial tires per year and 4.0 million sets of semi-steel radial tires per year, which are expected to be completed and put into production in the fourth quarter of 2021 and first quarter of 2022, thus contributing to the development of overseas markets such as North America and Europe.

Meanwhile, in August 2020, the Board unanimously approved the initiation of the capacity expansion project of Prinx Chengshan (Shandong) Tire Co., Ltd. ("**Prinx Shandong**"), which is expected to increase the production capacity of the factory in Shandong by 2.8 million sets of semi steel tires per year and 1.05 million sets of all steel tires per year in 2021. The expansion project is currently progressing in an orderly manner and is expected to be completed and put into production in the fourth quarter of 2021.



## (VII) R&D and innovation

The Group attaches great importance to R&D and innovation. The Group's Rongcheng R&D Center (a nationally recognized enterprise technology center) and Qingdao R&D Center form an open R&D and innovation system of "two wings on one body". The "Shandong Full-Life-Cycle Manufacturing and Innovation Center for Tires in Various Dimensions (山東省多尺度輪胎全生命周期製造創新中心)" led by the Group in construction is the only manufacturing innovation center in the tire industry in Shandong Province. During the Reporting Period, numerous achievements were made in new technologies, new products and new processes, with 21 new utility model patents and 20 new design patents obtained, adding the total number of intellectual property rights granted to 198 by the end of the Reporting Period. Five R&D projects, namely the "Development and application of new technology for optimizing sector blocks for the building drums of tires for commercial vehicles (商用輪胎成型鼓專用扇形塊優化新技術開發及應用)", "Rolling resistance simulation and prediction and research and development of low rolling resistance technology for tires for passenger vehicles (乘用輪胎滾阻模擬預測及低滾阻技術研究與開發)", "Design and technology development of AAA ultra-high label grade tires for passenger vehicles (AAA 超高標籤等級乘用輪胎設計及技術開發)", "Design and technology development of T-type green spare tires (T 型綠色備用輪胎設計及技術開發)" and "Design and technology development of ultra-low rolling resistance green tires for commercial vehicles (超低滾阻綠色商用輪胎設計及技術開發)", passed the evaluation and acceptance of the Shandong Rubber Industry Association for scientific and technological achievements, indicating that it has reached the international advanced level in terms of comprehensive technology. Prinx Chengshan was also awarded the honorable title of "Demonstration Enterprise for Green Design of Industrial Products" by the Ministry of Industry and Information Technology in November 2020. The "PRINX-TDSS" tire design and performance simulation platform successfully developed by the Group with independent and proprietary intellectual property rights shortened the product development cycle to a great extent.



### (VIII) Promoting further management upgrading

The Group redefined the organizational structure and functions by sorting out the two-level management and control structure, where each of the planning, procurement, logistics and warehousing departments can not only coordinate according to market changes, but also make arrangements specific to the characteristics and advantages of each branch company; carried out procurement and production in a collective manner to effectively reduce costs and deliver to customers more quickly, thereby making it more competitive in terms of products and operating costs, and establishing a reliable operating system for Prinx Chengshan in reducing costs and increasing efficiency in the new year. Meanwhile, it actively absorbed talents, conducted multi-field and multi-level training to enhance the team's leadership and professional business capabilities; actively promoted cultural construction, and intensified the organization to mobilize innovation enthusiasm.

### (IX) Intelligent manufacturing

During the Reporting Period, the Group continued to promote the construction of smart factories. The factory in Shandong realized the automation, digitization, visualization and traceability of tires from design to production through the application of integrated systems; the Tire Production Base in Thailand put into operation the product life-cycle management system in full and the intelligent production execution system in part. The Group made use of intelligent manufacturing technology and equipment to create an industrial Internet and the manufacturing Internet of Things system, which comprehensively improved the Company's intelligent level in resource allocation, process optimization, process control, quality control and traceability, and safe production etc., and contributed to the stable improvement of product quality. The comprehensive energy consumption per set of the Group's tires is at the leading level in the industry. In 2018, the Company was amongst the first of companies in the PRC to be awarded the title of green factories by the Ministry of Industry and Information Technology, and had been recognized as "the leading benchmark enterprise in energy efficiency of key energy-consuming products in the petroleum and chemical industries" for five consecutive years. In July 2020, Prinx Chengshan's "digitalized workshop for manufacturing high-performance tires for commercial vehicles" was selected into the first batch of smart factories and digitalized workshops in Weihai City in 2020.



## New products

During the Reporting Period, Prinx Chengshan actively developed new products, optimized the product structure, and completed the R&D and launched a total of 357 products, including 42 products of all steel radial tires, 314 products of semi-steel radial tires and 1 product of bias tire. The number of newly developed products increased significantly as compared with 2019, further improving its market competitiveness and market share. The Group also made preparations for the development of 12 products of all steel radial tires and 7 new patterns and products of semi steel radial tires in line with the demand of the OE market, the development trend of the replacement market and the expansion of overseas markets.

As at the end of the Reporting Period, the Tire Production Base in Thailand was releasing production to the market in an orderly manner as planned, including 35 all steel products and 175 semi-steel products. Meanwhile, the Group completed the product portfolio planning of all steel radial tire and the semi-steel “Prinx” brand for the European market, and preparations were being made for the development of related products in an orderly manner, which were expected to be launched into the EU market in the second half of 2021. During the Reporting Period, despite the impact of the Pandemic worldwide, orders and the sales volume of both traditional and new products continued to increase as compared with last year.

### Total sales volume of products of the Group and sales volume of new products developed during the Reporting Period

Product type	Sales volume of new products (10,000 sets)	Total sales volume (10,000 sets)	Proportion
All Steel Radial Tires	239.8	639.1	37.5%
Semi-steel Radial Tires	291.2	809.5	36.0%
Bias Tires	0.6	61.6	1.0%
Total	531.6	1,510.2	35.2%

## Management Discussion and Analysis

In view of the outbreak of the Pandemic in the PRC in January 2020, the Group implemented a series of measures including epidemic prevention and control measures to protect the health and safety of its customers and employees. The Group strengthened epidemic prevention and control and operation management in every link of operation from production, sales to transportation. The sales channels effectively exerted their complementary effects. The domestic distributor channel was materially affected in the first quarter of 2020, and the sales revenue therefrom decreased by approximately 30.0% year-on-year, with the sales starting to rebound from April 2020. Sales revenue from direct sales to automobile manufacturers decreased by approximately 15.0% year-on-year in the first quarter of 2020, and recorded a significant increase in the second quarter along with the increase in demand from automobile manufacturers, ending at a year-on-year increase of 43.0% for the whole year. Sales revenue from international marketing increased by 22.0% year-on-year in the first quarter of 2020, recorded a slight decline in the second quarter due to the impact of the Pandemic overseas, and benefited from the continued increase in overseas orders from the third quarter, ending at a year-on-year increase of approximately 25.9% for the whole year.

On the supply side, in the early stage of the Pandemic, domestic suppliers encountered the shortage in production capacity and transportation was blocked, leading to difficulties in procurement and sales delivery. The Group responded promptly, communicated actively and effectively with suppliers to ensure the fulfillment of production and sales needs, and adjusted procurement strategies in a timely manner to effectively control procurement costs.

At the beginning of the Pandemic, the Group reduced expenditures of RMB42.0 million and enhanced its awareness of credit risk prevention to avoid losses from bad debts. The domestic sales market was materially affected by the Pandemic at the beginning of the year, and the Group strengthened inter-departmental linkages and maintained close communication with customers. In response to the slow collection or overdue payment of accounts receivable from domestic customers in February 2020, the Group approved to delay the repayment, and has recovered the same in full. After the outbreak of the Pandemic overseas, most customers experienced severe difficulties in collecting payments, as such, the Group actively coordinated with the People's Insurance Company of China to increase the credit insurance limit, and assisted customers in overcoming the difficulties by extending the period for their payments according to their different conditions, with no case of bad debt recorded.

The Group paid real-time attention to capital dynamics through rolling budgets, strategically adopted different methods for foreign exchange settlement, and monitored and adjusted the scale of assets and liabilities denominated in foreign currencies in real time to avoid risks.

2020 is a critical year for the construction and operation of Prinx Chengshan Tire (Thailand) Co., Ltd. ("**Prinx Thailand**"), a subsidiary of the Group. As the travel restrictions delayed the deployment of production technicians, and restricted the rapid increase in production capacity, the sales revenue from the Tire Production Base in Thailand decreased by approximately 40.0% than expected during the Reporting Period, which, however, had insignificant impact on the overall performance due to its minimal proportion.

As of the date of this annual report, the Board, based on the business operations and capital investment, believes that the Group is enjoying sound liquidity and sufficient working capital, has not been materially affected by the Pandemic, and is capable of performing the capital investment plan as expected.

## Operation strategies and outlook

Looking forward to 2021, the external environment will be complex and volatile with both opportunities and challenges. With the signing of the Regional Comprehensive Economic Partnership (RCEP) and the Sino-EU Investment Agreement, the export tariffs for tire products are expected to be reduced. The U.S. Department of Commerce imposes lower-than-expected dumping duties on the tires from the countries and regions in Southeast Asian, and the foreign trade environment is expected to improve, and is yet still full of uncertainties. China has become a country with a substantial car population, and the markets for new energy vehicles and other newly emerging vehicles will continue to expand, which will bring about new opportunities for the development of the tire industry.

In the uncertain and unpredictable environment, the Group will keep abreast of the development trend of the industry and adopt the following strategies:

- (I) **Initiate the planning of medium and long-term strategies:** Formulate medium and long-term strategies to promote the Company's sustainable and high-quality development with strategies, organization and talents.
- (II) **Keep customer-oriented, and reshape the brand, upgrade products, strengthen OE distribution, penetrate channels, deploy global layout, and digitalize services from a market perspective to achieve sales growth:** The domestic commercial vehicle replacement center has achieved a steady increase in market share in the commercial vehicle replacement market by empowering channel distributors and business personnel. The Group will guide the distributors to enhance their awareness of market regulation and provide retailers with guidance on market regulation and sales prices. Meanwhile, the Group will establish a comprehensive truck and bus service center to achieve synergistic services to provide consumers with worry-free experience.

The domestic passenger vehicle replacement sales center will take advantage of "Prinx Chengshan's omni-channel digital sales system" to create a new sales model, optimize product structure to boost sales, increase the number of distributors and active stores, and reinforce the competitiveness of the sales team.

The sales team for the domestic OE market will consolidate and increase the share in existing automobile manufacturers, actively expand new models, and focus on promoting the development process of passenger vehicle manufacturers. The Group will enhance the technical exchanges and share resources with automobile manufacturers to achieve sales growth.

The international marketing team will focus on the opportunities brought by the gradual resumption of work and production in different markets around the world, and seek more orders from the existing sales network, while exploring new markets, preparing the plans for launching the Prinx brand products for the European market, and deploying the sales network of the Prinx brand worldwide. Under the support of the factory in Thailand, the Group will continue to increase sales in the North American market while consolidating its market share in Southeast Asia. The Group will also refine the regional marketing management across the globe, build sales teams in different regions, and continue to localize sales services.

**(III) Step up the exploration of new businesses and new models to drive continuous growth:**

The Group plans to further promote the “Zhianda Model”, expand customer coverage, and explore new markets such as buses; exert greater efforts on the promotion of the “Zhianda Model”, strengthen the cooperation with the platforms in automobile aftermarkets to enrich the IT team, give full play to the competitive advantages in the ownership of proprietary software and information technology, explore new business models on the basis of tire leasing, and look for new profit growth points.

**(IV) Advance production capacity expansion, and continuously promote lean manufacturing:**

The Group been advancing the production capacity expansion project of the factory in Shandong and the phase II project of the Tire Production Base in Thailand with an annual production capacity of 1.2 million sets of all steel tires and 4 million sets of semi-steel tires in an orderly manner. The factory in Shandong will continue to strengthen quality management and keep data-driven to improve production efficiency, strengthen technological innovation, promote the construction of a smart factory, continue to promote the scope of environmental management in the factory area, and continue to improve the management efficiency of environmental protection facilities. The Tire Production Base in Thailand will draw on domestic successful experience while taking into consideration the local regulations and cultural characteristics in Thailand and making innovations based on local conditions to formulate standards that suit the Tire Production Base in Thailand. It will also implement talent training plans, improve management system and operating mechanism, strengthen the integration of Chinese and Thai cultures, and enhance team execution.

**(V) Innovate in R&D:** The Group always attaches supreme importance to the building of R&D capacity, adheres to the strategy of innovation-driven development, keeps abreast of the development trend of product technology, and continues to promote the improvement of technologies in product parametric design, performance simulation prediction, green low rolling resistance and high wear resistance. In 2021, the Company will vigorously promote industry-university-institute cooperation and the construction of post-doctoral workstation, make full use of the Group’s internal and external resources, and strengthen the cooperation with universities and colleges in the areas of basic technology research, new material application and development, product digitization and talent training, to continuously improve research and development level, and strengthen the research and development of reserve technologies.

## FINANCIAL REVIEW

### Revenue

For the year ended December 31, 2020, revenue of the Group amounted to approximately RMB6,283.1 million, representing an increase of approximately RMB694.1 million compared to approximately RMB5,589.0 million for the year ended December 31, 2019.

### Sales by product type

	<b>2020</b> <b>RMB'000</b>	2019 <i>RMB'000</i>
All Steel Radial Tires	<b>4,724,563</b>	4,247,999
Semi-Steel Radial Tires	<b>1,380,601</b>	1,123,382
Bias Tires	<b>177,966</b>	217,607
Total	<b>6,283,130</b>	5,588,988

For the year ended December 31, 2020, revenue from sales of all steel radial tires increased by approximately 11.2% from approximately RMB4,248.0 million for the year ended December 31, 2019 to approximately RMB4,724.6 million, which was primarily attributable to the year-on-year increase of 21.6% in sales volume; revenue from sales of semi-steel radial tires increased by approximately 22.9% from approximately RMB1,123.4 million for the year ended December 31, 2019 to approximately RMB1,380.6 million for the year ended December 31, 2020, which was primarily attributable to the year-on-year increase of 27.4% in sales volume of semi-steel radial tires. The decrease in revenue from sales of bias tires by approximately 18.2% was primarily attributable to decrease of sales volume of bias tires.

### Sales by channel

	<b>2020</b> <b>RMB'000</b>	2019 <i>RMB'000</i>
Distributors		
Domestic	<b>1,947,173</b>	2,082,230
International	<b>2,359,897</b>	1,874,352
	<b>4,307,070</b>	3,956,582
Direct Sales to Automobile Manufacturers	<b>1,747,878</b>	1,222,325
Private Label Customers	<b>228,182</b>	410,081
Total	<b>6,283,130</b>	5,588,988

For the year ended December 31, 2020, revenue from sales to distributors increased from approximately RMB3,956.6 million for the year ended December 31, 2019 to approximately RMB4,307.1 million, which was primarily attributable to the increase in market share benefiting from the production of the factory in Thailand and the further exploration in domestic and international markets.



## Management Discussion and Analysis

For the year ended December 31, 2020, revenue from sales to automobile manufacturers increased from approximately RMB1,222.3 million for the year ended December 31, 2019 to approximately RMB1,747.9 million, which was primarily attributable to the increase in the demand of automobile manufacturers in line with the rapid economic recovery after the domestic Pandemic was under control.

For the year ended December 31, 2020, revenue from sales to private label customers decreased from approximately RMB410.1 million for the year ended December 31, 2019 to approximately RMB228.2 million, which was primarily to the decrease in the sales to Cooper as agreed under the private label agreement.

### Cost of Sales

The Group's cost of sales increased from approximately RMB4,513.7 million for the year ended December 31, 2019 to approximately RMB4,881.8 million for the year ended December 31, 2020, representing an increase of approximately 8.2%. Such increase was mainly attributable to the year-on-year increase of 22.4% in sales volume and the decrease in the cost per set of tire resulting from the decrease in the prices of raw materials.

### Gross Profit and Gross Profit Margin

The Group's gross profit for the year ended December 31, 2020 amounted to approximately RMB1,401.4 million, representing an increase of approximately 30.3% compared to approximately RMB1,075.3 million for the year ended December 31, 2019. The increase in gross profit was due to the year-on-year increase of 22.4% in sales volume and the decrease in the cost per set of tire resulting from the decrease in the prices of raw materials.

The gross profit margin of the Group was approximately 22.3% (2019: 19.2%) for the year of 2020, and the increase in the gross profit margin was mainly attributable to the improvement of internal operation efficiency and the decrease in the prices of raw materials.

### Other Income

The Group's other income for the year ended December 31, 2020 amounted to approximately RMB42.4 million, representing an increase of approximately RMB3.2 million from approximately RMB39.2 million for the year ended December 31, 2019. The increase was mainly due to increase in government grants from approximately RMB8.7 million for the year ended December 31, 2019 to approximately RMB21.5 million due to the increase in the grants for energy conservation and environmental protection, and the subsidies for technological innovation, Pandemic prevention and job stabilization during the Reporting Period. Income from sales of scraps for the year ended December 31, 2020 decreased from approximately RMB30.5 million for the year ended December 31, 2019 to approximately RMB20.9 million, mainly due to the decrease in the amount of scraps resulting from effective production control.

### Selling and Distribution Expenses

The Group's selling and distribution expenses increased from approximately RMB356.1 million for the year ended December 31, 2019 to approximately RMB391.2 million for the year ended December 31, 2020, representing an increase of approximately 9.9%. The increase was primarily due to the corresponding increase in the variable selling expense due to the increase in sales volume.

### Research and Development Expenses

The Group's R&D expenses increased from approximately RMB125.5 million for the year ended December 31, 2019 to approximately RMB158.1 million for the year ended December 31, 2020, representing an increase of approximately 26.0%. The increase was mainly attributable to the increase in the Group's investment in R&D, including additional remuneration and benefit expenses due to newly employed technical personnel.

### Administrative Expenses

The Group's administrative expenses amounted to approximately RMB175.8 million and RMB127.9 million for the years ended December 31, 2020 and 2019 respectively, representing an increase of approximately 37.5%. Such increase was primarily due to the employee benefit expenses and the management expenses of the new Tire Production Base in Thailand.

### Other Gains/(Losses)

For the year ended December 31, 2020, the Group's other gains decreased by approximately RMB63.9 million from approximately RMB34.3 million for the year ended December 31, 2019 to other losses of approximately RMB29.6 million, mainly due to the increase in foreign exchange loss as compared to the same period last year.

### Finance Income

For the years ended December 31, 2020 and 2019, the Group's finance income amounted to approximately RMB14.6 million and RMB17.4 million respectively. The decrease in finance income was due to the decrease in surplus fund resulting from the increase in capital expenditure.

### Finance Costs

For the years ended December 31, 2020 and 2019, the Group's finance costs amounted to approximately RMB5.4 million and RMB6.9 million respectively. The decrease in finance costs was mainly due to the increase in interest capitalisation.

### Income Tax Expense

For the years ended December 31, 2020 and 2019, the Group's income tax expense amounted to approximately RMB93.5 million and RMB70.3 million, representing an increase of approximately 33.0%, which was due to the increase in income tax charges resulting from the increases in the profits of domestic companies.

### Profit for the Year

Profit for the year of the Group increased by approximately RMB125.0 million from approximately RMB479.7 million for the year ended December 31, 2019 to approximately RMB604.7 million for the year ended December 31, 2020. Such increase was mainly due to the increase in gross profit benefiting from the increase in sales volume and the decrease in the prices of raw materials.

## Management Discussion and Analysis

### Profit Attributable to Shareholders of the Company

Due to the above factors, for the year ended December 31, 2020, the profit attributable to shareholders of the Company amounted to approximately RMB604.8 million (2019: RMB479.7 million).

### Dividend Distribution

For the years ended December 31, 2020 and 2019, the total dividends distributed by the Group amounted to approximately RMB116.0 million and RMB129.3 million, respectively, representing a decrease of approximately 10.3%, which was due to the decrease in dividend per share because of the significant increase in financing in line with the increased investment in 2020.

### Total Comprehensive Income for the Year

Total comprehensive income for the year of the Group decreased by approximately RMB21.3 million from approximately RMB490.2 million for the year ended December 31, 2019 to approximately RMB468.9 million for the year ended December 31, 2020. Such decrease was mainly because the exchange losses generated by entities with foreign currencies as functional currencies from substantial long-term assets denominated in foreign currencies in 2020 increased by approximately RMB146.3 million compared to 2019.

### Liquidity and Financial Resources

The Group maintained a sound financial position. The Group's borrowing demand was not seasonal. As at December 31, 2020, the Group had approximately RMB618.9 million in cash and cash equivalents (including restricted cash), representing a decrease of approximately RMB419.5 million as compared to that as at December 31, 2019 of approximately RMB1,038.4 million, which was mainly due to the payment for capacity expansion project of Rongcheng and the Tire Production Base in Thailand. For details about the currencies of the Group's cash and cash equivalents, please refer to Note 24 to the consolidated financial statements. As at December 31, 2020, the Group had bank borrowings of approximately RMB665.2 million (2019: approximately RMB357.0 million), of which, RMB240.0 million was denominated in RMB and the rest was denominated in USD. Borrowings at floating interest rates accounted for 41.7%, and borrowings at fixed interest rates accounted for 58.3%. Such bank borrowings will be due within one year, one to two years, two to five years and over five years. During the Reporting Period, the borrowings were mainly used to meet the demand of export seller credit loan and capital expenditure. For details of the Group's bank loans, please refer to Note 28 to the consolidated financial statements.

The current ratio as at December 31, 2020 was approximately 1.1 (2019: 1.4). During the Reporting Period, the Company purchased low-and medium-risk wealth management products to hedge risk while increasing financial returns.

### Inventories

As at December 31, 2020, the inventories of the Group amounted to RMB973.5 million, representing an increase of RMB218.3 million from RMB755.2 million as at December 31, 2019, which was due to the increase in raw materials, work in progress and finished products resulting from the production commencement of the Tire Production Base in Thailand.

### **Trade Receivables**

As at December 31, 2020, the trade receivables of the Group amounted to RMB1,331.0 million, representing an increase of approximately RMB370.6 million from RMB960.4 million as at December 31, 2019, which was mainly due to the corresponding increase in notes receivable of RMB135.3 million in line with the increase in sales from the domestic market and the corresponding increase in accounts receivable of RMB174.9 million in line with the increase in the business from North America.

### **Prepayments, Other Receivables and Other Current Assets**

As at 31 December 2020 and 2019, prepayments, other receivables and other current assets of the Group were RMB153.6 million and approximately RMB146.6 million, representing an increase of approximately RMB7.0 million. This increase was mainly due to the increase in the prepayments of Prinx Shandong for raw materials.

### **Amounts Due from Related Parties**

As at December 31, 2020 and 2019, the amounts due from related parties of the Group were RMB215.4 million and RMB72.7 million, representing an increase of approximately RMB142.7 million, which was mainly due to the corresponding increase in accounts receivable in line with the year-on-year increase of RMB246.6 million in the revenue from the sales to Sinotruck.

### **Trade Payables**

As at December 31, 2020 and 2019, the Group's trade payables amounted to RMB1,434.2 million and RMB1,198.7 million, respectively, representing an increase of approximately RMB235.5 million, which was mainly due to the corresponding increase in payables in line with the increase in the purchase of raw materials resulting from the expansion of production capacity.

### **Other Payables and Accruals**

As at December 31, 2020 and 2019, the Group's other payables and accruals were RMB1,232.9 million and RMB597.2 million, respectively, representing an increase of approximately RMB635.7 million. The increase was mainly due to i) the increase of RMB424.3 million in the payables for machinery and equipment resulting from the purchase of machinery and equipment; ii) the increase of RMB59.3 million in accrued sales rebates and commission, the increase of RMB53.3 million in payroll payables and the increase of RMB40.9 million in accrued expense.

### Prepayments and Other Receivables of Non-Current Assets

As at 31 December 2020 and 2019, the prepayments and other receivables of non-current assets of the Group were RMB8.5 million and approximately RMB44.1 million respectively, representing a decrease of approximately RMB35.6 million. This decrease was mainly due to the decrease in the prepayments for the construction of property, plant and equipment.

### Gearing Ratio

As at December 31, 2020, the gearing ratio was 2.0% (2019: nil). This ratio was calculated as net surplus/debt divided by total capital. Net surplus/debt was calculated as total borrowings less cash and cash equivalents and restricted cash. Total capital was calculated as equity plus convertible and redeemable preferred shares on an as-if converted basis plus net surplus/debt, which was total equity and financial liabilities at fair value through profit or loss as shown in the consolidated statements of financial position and net surplus/debt.

### Treasury Policy

The Group has adopted a prudent financial management approach towards its treasury policies and thus has maintained a healthy liquidity position throughout the year ended December 31, 2020. The Group strives to reduce exposure to credit risk by performing ongoing credit assessments and evaluations of the financial status of its customers. To manage liquidity risk, the Board closely monitors the Group's liquidity position to ensure that the liquidity structure of the Group's assets, liabilities and other commitments can meet its funding requirements from time to time.

### Pledge of Assets

As at December 31, 2020, the Group's restricted cash balances which amounted to approximately RMB55.8 million (2019: RMB123.9 million) were pledged as security for the notes payable issued by the Group. The property, plant and equipment of the Group with a value of approximately RMB2,380.4 million were pledged as security for the bank borrowings of RMB571.0 million and the undrawn facilities of RMB352.3 million. Save for the above, the Group did not have any charges on its assets (2019: nil).

## Investment

On December 25, 2018, Prinx Thailand, an indirect wholly-owned subsidiary of the Company, entered into a land purchase agreement with an independent third party to acquire a land plot located at Chonburi province, Thailand at a consideration of THB 806,060,888.60 (equivalent to approximately RMB170.6 million). The Company intended to build the Tire Production Base in Thailand on the land plot. The details of the transaction could be found in the announcement published by the Company dated December 27, 2018. As the maximum applicable percentage ratio with respect to the acquisition under the Rules Governing the Listing of Securities (the “**Listing Rules**”) on The Stock Exchange of Hong Kong Limited (the “**Hong Kong Stock Exchange**”) is above 5% but under 25%, the acquisition constituted a discloseable transaction of the Company under Chapter 14 of the Listing Rules subject to the requirements of announcement and reporting.

Located at 399 Moo.4, T. Nong Suea Chang, A.Nong Yai, Chonburi 20200, Thailand, the Tire Production Base in Thailand covers an aggregate gross floor area of 311,000 square meters with land title deeds nos. 4499, 4500, 4501, 4502, 4495, 4496 and 5659. Prinx Thailand is 100% interested in the Tire Production Base in Thailand whose principal business is the design, development, manufacture and distribution of radial tires products (such as radial tires for passenger cars, light trucks, and heavy trucks) and provision of technical support and services accordingly. During the Reporting Period, the Company invested a total of approximately RMB852.0 million in the construction of the phase I of the Tire Production Base in Thailand. The construction of Tire Production Base in Thailand began in 2019. During the Reporting Period, the construction of the plants in phase I of the project was completed, and such plants are currently under stable operation.

In the second half of 2020, the Company initiated the construction of phase II project of the Tire Production Base in Thailand with an annual production capacity of 1.2 million sets of all steel tires, and the total investment of the project is expected to be approximately RMB541.0 million. As at the date of this annual report, each process has entered the on-site installation stage, and the production capacity is expected to be achieved in the fourth quarter of 2021.

In the second half of 2020, the Group initiated the production expansion plan for Prinx Shandong, a wholly-owned subsidiary of the Company, and the total investment of the project is estimated to be approximately RMB666.0 million, which will increase the annual production capacity of all steel radial tires by 1.05 million sets and the annual production capacity of semi-steel radial tires by 2.8 million sets. As at the date of this annual report, each process has entered the on-site installation stage, and the production capacity is expected to be achieved in the fourth quarter of 2021.

Save as disclosed above, the Group did not have any other significant investments for the year ended December 31, 2020. Up to the date of this annual report, the Group did not participate in any other significant investments other than the Tire Production Base in Thailand and the production expansion plan for Prinx Shandong.

## RISKS AND UNCERTAINTIES

### (I) Risks regarding macro economy

In 2021, affected by the Pandemic, the macro economy will still be full of uncertainties. According to the World Economic Outlook issued by the International Monetary Fund in January 2021, it is predicted that the global economy will accelerate in the second half of 2021, but the economic recovery progress of various countries will be uneven and with obvious divergence. The global spread of the Pandemic has highlighted the potential risks in the global production and supply and demand network, but China still has opportunities for the in-depth participation in the global industrial chain. In 2020, automobile sales in various countries dropped abnormally, especially in countries severely affected by the Pandemic. As long as the Pandemic is not under effective control, automobile sales in the future are expected to further decline. Meanwhile, international trade frictions also bring uncertainties to the international competitive environment. However, as the domestic Pandemic improves and the economy advances steadily, the investment vitality in the domestic market will be further stimulated.

### (II) Exposure to foreign exchange risks

Given the fluctuations in the global economy and the tightening and easing of monetary policies by different countries, the Group may be exposed to risks of fluctuations in exchange rates arising from those factors. As revenue denominated in USD from overseas operations accounts for approximately 41.2% (2019: 40.7%) of the total revenue of the Group for the year ended December 31, 2020, mainly used in overseas purchase of raw material. The operation expenses of Prinx Thailand is mainly denominated in THB. Therefore, the Group is exposed to foreign exchange risks with respect to US dollars (“**USD**”) and Thai Baht (“**THB**”). The occurrence of significant fluctuations in exchange rates will affect the results of the Group. Exchange rate fluctuations and market trends have always been a concern of the Group. In this regard, the Company will strengthen the supervision on foreign currency transactions as well as the scale of foreign currency assets and liabilities, and may manage the potential fluctuations in exchange rates by optimizing the settlement currency of export trades and utilizing exchange rate financial instruments and other proactive preventive measures. The Group and the Company may consider entering into forward exchange contracts or currency swap contracts to mitigate the foreign exchange risk. During the Reporting Period, the Group reduced foreign exchange risks through forward foreign transactions, and the related contracts had expired.

### (III) Impacts caused by tariff and anti-dumping and countervailing security duty imposed by the United States government on products imported from the PRC and Thailand

On March 22, 2018, the President of the United States, Donald Trump signed a Presidential Memorandum declaring that pursuant to the alleged results of the “Section 301 Investigation”, tariffs would be imposed on imports from the PRC on a large scale, and Chinese enterprises would be restricted to invest in and merge with companies in the United States. On September 24, 2018, the United States imposed a 10% tariff on USD200 billion of Chinese imports into the United States. On May 10, 2019, the United States decided to raise the tariff on USD200 billion of Chinese imports into the United States from 10% to 25%.

In addition, on February 15, 2019, the US Department of Commerce issued the “Anti-dumping and Countervailing Security Duty” orders on Chinese truck and bus tires, pursuant to which levy anti-dumping and countervailing security duty became effective immediately on products related to truck and bus. Prinx Chengshan was ordered to pay a combined security rate of 42.16% of the anti-dumping and countervailing duty. On February 3, 2020, the US Department of Commerce issued a notice to launch the first administrative review process for anti-dumping and countervailing duty on imported truck and bus tires from the PRC. The investigation period of the anti-dumping review started from February 15, 2019 to January 31, 2020, and the investigation period of the countervailing review started from February 15, 2019 to December 31, 2019. As the U.S. prosecutor did not list any Chinese tire companies as the respondent, and the Group did not apply to participate in the anti-dumping review, the original anti-dumping tax rate still applies. The Group believes that the current countervailing tax rate is too high and has applied for a compulsory countervailing response, and was listed as a compulsory respondent by the US Department of Commerce in June 2020. The countervailing deposit tax rate determined in the original trial may be adjusted.

On May 13, 2020 (U.S. time), the United Steelworkers of America filed an application with the U.S. Department of Commerce and the U.S. International Trade Commission to initiate anti-dumping investigations against the tires for passenger vehicles and light trucks from Thailand, Vietnam, South Korea and Taiwan of the PRC, and to initiate an anti-subsidy investigation against the tires for passenger vehicles and light trucks from Vietnam. On December 31, 2020 (U.S. time), the U.S. Department of Commerce announced the preliminary findings of anti-dumping investigations on the tires for passenger vehicles and light trucks from South Korea, Taiwan of the PRC, Thailand and Vietnam, pursuant to which, among others, 16.66% anti-dumping deposits were imposed on the tires for passenger vehicles and light trucks from Thailand, and 16.66% anti-dumping deposit was levied from the date of the ruling, better than market expectations.

During the Reporting Period, the Group's sales of products manufactured in the PRC and exported to the United States accounted for an extremely low proportion, and had been gradually replaced by the sales to other markets newly expanded. Therefore, the Sino-US trade war had minimal impact on the Group's domestic manufacturing base. The impact of the preliminary rulings of the US government' anti-dumping and countervailing investigations on the regions in Southeast Asia is minor on the future sales of the Group's Tire Production Base in Thailand to the US market. However, how the Group's business in Thailand will be affected is still subject to the final rulings of the US government's anti-dumping and countervailing investigations on the countries in Southeast Asia.

Based on the above, the Group will keep an eye on the development of situation, while taking advantage of the Company's R&D capabilities to develop products for non-US markets, and improve the competitiveness of the Tire Production Base in Thailand through product adjustment and enrichment.



### (IV) Risks in relation to overseas investments

Despite the worldwide spread of the Pandemic in 2020, the various uncertainties in the global economy, and the unpredictable changes in the policies for supply chain regionalization and overseas investment, the Company will put in place adequate investment risk control and compliance management measures for the overseas production base, while paying close attention to the international economic and political situation, changes in the investment environment and related government policies in Thailand, and drawing up production and sales plans for the Tire Production Base in Thailand

## COMPLIANCE WITH RELEVANT LAWS AND REGULATIONS

The Company strictly complied with the following laws and regulations which may have a significant impact on its production and operation: (a) the laws and regulations relating to compulsory product certification for tire products; (b) the laws, regulations and policies relating to the access to and supervision of the tire industry; (c) the laws and regulations relating to environmental protection and safety responsibility; (d) the laws and regulations relating to foreign investment; (e) the laws and regulations relating to foreign exchange control and taxation; (f) the laws and regulations relating to labour and employment. Meanwhile, a list of applicable laws and regulations was established within the Company and updated from time to time for compliance. In addition, the Company made enquiries from time to time about the restrictions under the regulations of, and the requirements of the relevant regulatory authorities in the jurisdictions in which it conducts business and investment activities, such as the import tariffs and quota regulations, anti-dumping and sanctions regulations in the United States and the European Union trade regulations. The Company was able to comply with the relevant laws and regulations within and outside the PRC which have a significant impact on it, through the full cooperation between its legal department and the external legal advisors, and the Company's continuous and effective supervision.

## CAPITAL STRUCTURE

There had been no change in capital structure of the Company during the Reporting Period. The capital of the Company comprises ordinary shares and other reserves.

## CAPITAL COMMITMENT AND CONTINGENT LIABILITIES

As at December 31, 2020, the Group's capital commitment was approximately RMB774.8 million (2019: RMB399.5 million). The Group had no contingent liability that would result in a significant impact during the Reporting Period (2019: nil).

## SIGNIFICANT INVESTMENTS, MATERIAL ACQUISITIONS AND DISPOSALS OF SUBSIDIARIES, ASSOCIATED COMPANIES AND JOINT VENTURES

Save as disclosed in the section headed "Investment", the Group did not have any other significant investments, material acquisitions and disposals of subsidiaries, associated companies and joint ventures during the Reporting Period.

## FUTURE PLANS FOR SUBSTANTIAL INVESTMENTS OR CAPITAL ASSETS

On December 18, 2020, the Board approved the Company's annual financial budget for 2021 which covers the phase II production expansion project of the Tire Production Base in Thailand for semi-steel radial tires and the investment plan for constructing the second factory in the PRC.

With the expansion of sales in the North American market, the demand for semi-steel tires produced in Thailand continues to increase. The Group expects that the production capacity of the phase I of the Tire Production Base in Thailand will not be able to meet the demand. As such, the Board approved the phase II project of the Tire Production Base in Thailand to expand the production capacity for semi-steel radial tires on December 18, 2020, the construction of which is planned to commence in early 2021. The total investment of the project is approximately RMB896.0 million (approximately US\$136.9 million), which will be funded by the Group's profit balance and bank facilities, and the project will increase the annual production capacity by 4.0 million sets of semi-steel radial tires.

Based on the Group's order fulfillment rate in the past and the analysis on the order demand in the future, the Board believes that the current production capacity is no longer able to meet the increasing demand of domestic customers. After thoroughly evaluating the current actual situation of the Company and as approved by the Board, the Group has initiated a plan to find a suitable location to build the second factory in the PRC. Specific implementation plans will be formulated afterwards, and will be implemented with the approval of the Board. For the location of the new factory, the Company will mainly consider the following factors: proximity to the sales market, convenient logistics conditions, low operating costs and synergy with the factory in Shandong.

According to the Group's business development needs and as approved by the Board, the Company intends to establish Prinx Chengshan (Shanghai) Investment Co., Ltd. (浦林成山(上海)投資有限公司), a wholly-owned subsidiary of the Company, in Shanghai, and establish Prinx Chengshan (Shanghai) Tire Sales Co., Ltd. (浦林成山(上海)輪胎銷售有限公司) and Zhianda (Shanghai) Tire Intelligent Transportation Co., Ltd. (智安達(上海)輪胎智行有限公司) as its wholly-owned subsidiaries, which will be responsible for the management of the domestic customers under different business segments. The establishment of the above three wholly-owned subsidiaries will be funded by the profit of the Group. As of the date of this annual report, these three wholly-owned subsidiaries of the Group are in the process of registration. Save as disclosed above, there was no plan authorized by the Board for other substantial investment or additions of capital assets.

## **HUMAN RESOURCES MANAGEMENT**

As at December 31, 2020, the Group had a total of 6,124 employees (December 31, 2019: 4,934). The employee benefit expenses of the Group were approximately RMB579.9 million for the year ended December 31, 2020 (2019: RMB459.4 million).

Remuneration paid by the Group to its employees is determined according to their positions, skills, qualifications, personal performance and market standards at that time. According to the market supply and demand of such positions and referring to market standards, regular salary adjustment is made to stimulate employees' motivation. Discretionary bonuses are paid to employees based on the performance of each individual as a praise and repayment for their contributions. The Group has implemented and will continue to implement various schemes and incentives recognized by its employees.

To attract, retain, motivate and encourage the employees to contribute to creating values for the Company and shareholders of the Company (the "**Shareholders**"), the Group established training institute and cooperated with a number of colleges and universities including Qingdao University of Science & Technology, Shandong University of Science and Technology and Weihai Ocean Vocational College to cultivate talents and jointly build high-quality talent training base and skill training base. The Group also provided training courses to the employees to develop their skills, because the relevant skills are required by the Group to meet the Company's target, customer demand, custodial and regulatory requirements and contractual obligations. The full-time employees (except for independent contractors) also enjoy various employee benefit plans.

The Company adopted a share option scheme (the "**Share Option Scheme**") on July 5, 2019 (the "**Adoption Date**"), and conditionally granted 14,400,000 options and 835,500 options (the "**Options**" and each an "**Option**") to certain eligible participants (the "**Grantees**" and each a "**Grantee**") of the Group on July 9, 2019 (the "**2019 Grant Date**") and July 9, 2020 (the "**2020 Grant Date**", together with the "**2019 Grant Date**", the "**Grant Dates**"). Details about the changes in Options for the year ended December 31, 2020 are set out in the section headed "Share Option Scheme" in this annual report.

The Company also adopted a profit sharing scheme (the "**Profit Sharing Scheme**") on July 5, 2019. Details about the Company's adoption of the Profit Sharing Scheme are set out in the section headed "Profit Sharing Scheme" in Directors' Report to this annual report.

## Directors and Senior Management

### EXECUTIVE DIRECTORS

**Mr. Che Baozhen (車寶臻先生)**, aged 38, was appointed as our Director on May 22, 2015. He was also appointed as a member of the Nomination and Remuneration Committee. He has also been the General Manager of one of our subsidiaries, Prinx (Shandong) Tire since April 2017. Mr. Che joined our Group in December 2005. He is a director of all of our subsidiaries except Prinx Chengshan (Qingdao) Industrial Research & Design Company Limited\* (浦林成山(青島)工業研究設計有限公司, “**Prinx (Qingdao)**”), Shenzhen Zhianda Tire Technology Service Co., Ltd., Shanghai Zhianda Rubber Technology Co., Ltd., Prinx Chengshan Europe GmbH (“**Prinx (Europe)**”) and Prinx Chengshan Tire North America Inc.\* (浦林成山輪胎北美公司). Mr. Che is also our chief executive officer. He has over 15 years of experience in automotive tire industry and is responsible for the overall day-to-day operations, management, administration and strategic planning of our Group. Prior to joining our Group, Mr. Che was a staff in Chengshan Group Company Limited\* (成山集團有限公司, “**Chengshan Group**”) from December 2003 to May 2010. He was responsible for handling external relations with external parties and asset management. In June 2010, Mr. Che was appointed as the assistant of general manager in Shandong Haizhibao Ocean Technology Company Limited\* (山東海之寶海洋科技有限公司). In December 2010, Mr. Che was appointed as the chairman of Rongcheng Chengshan Construction Property Limited Company (榮成成山建設置業有限公司).

Mr. Che obtained undergraduate bachelor degree in computer sciences and technology from the University of Science and Technology Beijing (北京科技大學) in Beijing, the PRC in July 2003. He further obtained a master degree in business administration from Bond University, Queensland, Australia in October 2015.

Mr. Che is the son of Mr. Che Hongzhi, who is our Chairman of the Board and non-executive Director.

**Mr. Shi Futao (石富濤先生)**, aged 51, was appointed as our Director on October 28, 2015. Mr. Shi joined our Group in December 2005 as a financial director and was promoted to a director in November 2014 and vice-general manager of Prinx (Shandong) Tire in September 2015. He is a director of our subsidiaries including Prinx Investment Holding Limited (“**Prinx Investment**”), Prinx Chengshan (Hong Kong) Tire Limited (“**Prinx Hong Kong Tire**”), Prinx (Hong Kong) Rubber Co., Limited (“**Prinx Rubber**”), Jinan Zhianda Tire Service Co., Ltd., Prinx Chengshan Tire North America, Inc. and Prinx Thailand. He has over 30 years of experience in accounting and financial management in the PRC. Mr. Shi is responsible for the overall financial management of our Group.

Mr. Shi obtained a master degree in company finance from the University of Salford in the United Kingdom in December 2002. He was admitted as a nonpracticing certified accountant by the Chinese Institute of Certified Public Accountants (“**CICPA**”) in 1995. Mr. Shi was recognized as a Senior International Finance Manager (“**SIFM**”) by the International Financial Management Association in December 2011. He was awarded with the first stage of Shandong high-end accounting personnel training engineering enterprises certificate (山東省高端會計人才培養工程企業一期證書) by Shandong Provincial Party Committee Organization Department, the Shandong Province Finance Bureau and the Shanghai National Accounting Institute (山東省委組織部、山東財政廳和上海國家會計學院) in April 2014. Since January 2016, Mr. Shi has been a fellow member of the Chartered Institute of Management Accountants (“**CIMA**”) in the United Kingdom and a Chartered Global Management Accountant of the American Institute of Certified Public Accountants in the United States, respectively.

## Directors and Senior Management

**Ms. Cao Xueyu (曹雪玉女士)**, aged 50, was appointed as Director on March 5, 2018. Ms. Cao was also appointed as a joint company secretary of the Company on March 29, 2019. She joined the Group as a director of Prinx Hong Kong Tire on July 1, 2016. Ms. Cao is responsible for the overall management, administration and strategic planning of the Group. She is a director of Prinx Rubber and Prinx Investment, subsidiaries of the Company. Prior to joining the Group, Ms. Cao was a cost accountant and sales accounting supervisor in Nestle Qingdao Limited from June 1994 to January 1997. She was responsible for the internal reportorial documentations relating to sales. In September 2000, she joined the Best Western International Inc. as an account clerk in its national office in New Zealand, and worked as the assistant accountant in April 2001 until May 2004. In September 2004, Ms. Cao was the finance manager of Wistar Enterprises Limited. She was responsible for supervising the finance team of the company to provide financial and management accounting support to the subsidiaries of the company.

Ms. Cao was awarded with the New Zealand Diploma in Business by the Auckland University of Technology, New Zealand, in April 2003. She was recognized as the Associate Chartered Management Accountant by the CIMA since November 2015. In October 2016, Ms. Cao was admitted as a certified accountant by the Certified Public Accountant Australia (“CPAA”).

### NON-EXECUTIVE DIRECTORS

**Mr. Che Hongzhi (車宏志先生)**, aged 64, was appointed as Director on May 22, 2015. He was re-designated as non-executive Director on March 5, 2018. He was also appointed as the chairman of the Board and the chairman of the Development Strategy and Risk Management Committee. He is the founder of the Group. Mr. Che is a director of all of the Company’s subsidiaries except Prinx (Europe), Qingdao Zhianda and Prinx Chengshan Tire North America Inc.\* (浦林成山輪胎北美公司). He is also the legal representative of two of the Company’s subsidiaries in the PRC. Mr. Che is responsible for providing professional opinion and strategic direction to the Group. Since December 2003, he has been the chairman and executive director of Chengshan Group. He has approximately 20 years of experience in tire production industry. Prior to establishing the Group, Mr. Che was the chairman of Shandong Chengshan Tires Company Limited from October 2000 to May 2010.

Mr. Che obtained a professional certificate in chemistry from Yantai Education College (煙台教育學院), in July 1987. He was awarded as a national model worker (全國勞動模範) by the State Council of the PRC in April 2005. He was further credited as an outstanding provincial party member (省優秀黨員) by Shandong Provincial Party Committee, the PRC in June 2016.

Mr. Che is the father of Mr. Che Baozhen, who is executive Director.

**Mr. Wang Lei (王雷先生)**, aged 42, has been appointed as Director since April 20, 2017. He was re-designated as non-executive Director on March 5, 2018. Mr. Wang has also been a director of Prinx (Shandong) Tire since April 20, 2017. On December 28, 2014, he joined the Group as a director of Prinx (Shandong) Tire until October 15, 2015. Mr. Wang is responsible for providing professional opinion and judgment to the Group. Prior to joining the Group, he was employed as vice section chief of the reception section of the general manager office by Shandong Chengshan Tires Company Limited (山東成山輪胎股份有限公司) in December 2001. In October 2007, he acted as the deputy head of general office of Chengshan Group; in December 2009, as the head of general office of Chengshan Group; and in March 2014, as the deputy general manager of administrative center in Chengshan Group. In February 2017, he was appointed as the general manager of the administrative centre of Chengshan Group. Mr. Wang was responsible for the administrative management of the company. Mr. Wang is an executive director of Chengshan Group.

Mr. Wang obtained an associate degree in financial accounting from Shandong TV University (山東廣播電視大學), Shandong, the PRC in July 1998. He further obtained an undergraduate degree in economic management from the CPC Shandong Provincial Committee Party School (山東省委黨校), Shandong, the PRC in December 2001. Mr. Wang was honoured as a 2012 new Long March Raiders of Weihai City (2012年度威海市新長征突擊手) by Weihai Communist Youth League in December 2013.

**Mr. Shao Quanfeng (邵全峰先生)**, aged 37, was appointed as a non-executive Director on February 24, 2020. In July 2007, Mr. Shao served as a general accountant of group finance department of China National Heavy Duty Truck Group Co., Ltd.\* (中國重型汽車集團有限公司). In May and November 2012, Mr. Shao served as a trainee assistant of the general manager of sales department of China Heavy Truck Group Ji'ning Commercial Truck Co., Ltd.\* (中國重汽集團濟寧商用車有限公司) and a trainee assistant of the general manager of specialized vehicles segment of China Heavy Truck Group, respectively. In July 2014, he was appointed as the finance manager of Sinotruk (Hong Kong) Capital Holding Limited. In August 2018, he became the first level business supervisor of finance department of China Heavy Truck Group International Co., Ltd.\* (中國重汽集團國際有限公司). In December 2018, he served as the managing director of Sinotruk (Hong Kong) International Investment Limited.

Mr. Shao obtained a bachelor's degree in accounting from Shandong University in the PRC in July 2007 and was granted intermediate accountant certificate in August 2011.

## INDEPENDENT NON-EXECUTIVE DIRECTORS

**Mr. Zhang Xuehuo (張學伙先生)**, aged 58, was appointed as our independent non-executive Director and the chairman of Nomination and Remuneration Committee, a member of each of the Audit Committee and Development Strategy and Risk Management Committee with effect from September 10, 2018. Mr. Zhang has been the chairman of China Mineral Ventures Limited (中國礦業投資有限公司) (“**China Mineral Ventures**”) since 1997. He was the founder of China Mineral Ventures. Mr. Zhang founded China Gold Development Group (H.K.) Limited (“**China Gold**”) (中國黃金開發集團(香港)有限公司), a subsidiary of Zijin Mining Group Co., Ltd., the shares of which were listed on the Hong Kong Stock Exchange (Stock Code: 2899) in 1999. He was its chairman from 2003 to 2006. Since 2006, Mr. Zhang has been a director of China Gold. Mr. Zhang was the chairman of Shandong Guoda Gold Company Limited\* (“**Shandong Guoda Gold**”) (山東國大黃金股份有限公司) from 2003 to 2011. Mr. Zhang is currently a director of Shandong Guoda Gold. Mr. Zhang has engaged in investment industry for nearly 30 years, and has extensive experience in overseas mining resources, energy, real estate, biomedical, and health industries.

Mr. Zhang obtained a bachelor’s degree in international trade from the School of International Trade, Xiamen University, the PRC in 1985.

**Mr. Choi Tze Kit Sammy (蔡子傑先生)**, aged 58, was appointed as our independent non-executive Director and the chairman of the Audit Committee and a member of the Nomination and Remuneration Committee with effect from September 10, 2018. Mr. Choi has about 35 years of experience in finance and auditing. Mr. Choi has been an independent non-executive director of Minshang Creative Technology Holdings Limited (formerly known as Food Wise Holdings Limited 膳源控股有限公司), the shares of which are listed on the Hong Kong Stock Exchange (Stock Code: 1632), since July 6, 2018. From October 2016 to August 2017, Mr. Choi was an independent non-executive director of Ernest Borel Holdings Limited, the shares of which are listed on the Hong Kong Stock Exchange (Stock Code: 1856). From January 2007 to November 2015, Mr. Choi was an independent non-executive director of Fufeng Group Limited, the shares of which are listed on the Hong Kong Stock Exchange (Stock Code: 546) and from February 2016 to February 2017, he was an independent non-executive director of PanAsialum Holdings Company Limited, the shares of which are listed on the Hong Kong Stock Exchange (Stock Code: 2078).

Mr. Choi graduated from Hong Kong Shue Yan College (currently known as Hong Kong Shue Yan University) in 1985. He is a fellow member of the Institute of Chartered Accountants in England and Wales, a fellow member of the Association of Chartered Certified Accountants, a fellow Certified Public Accountant of the Hong Kong Institute of Certified Public Accountants, a fellow member of the Taxation Institute of Hong Kong and a fellow member of the Hong Kong Institute of Directors.

Mr. Choi is now a committee member of Professional Conduct Committee, and a member of Investigation Panel of the Hong Kong Institute of Certified Public Accountants. He has also been a council member of Hong Kong Chiu Chow Merchants Mutual Assistance Society Limited since October 2013. He was a council member of the Society of Chinese Accountants and Auditors from 2010 to 2015. He has been elected as an honorary financial advisor of Hong Kong and Kowloon Rattan Ware Merchants Association (Wing Hing Tong) in 2018.

**Mr. Wang Chuansheng (汪傳生先生)**, aged 61, was appointed as our independent non-executive Director and a member of each the Audit Committee and Development Strategy and Risk Management Committee with effect from September 10, 2018. Mr. Wang has been the director of Academic Division of Engineering in Qingdao University of Science & Technology (青島科技大學) since December 2016. In November 2015, Mr. Wang was appointed as the distinguished expert by Taishan Scholars. Mr. Wang was a teacher of the mechanical faculty in Shandong Institute of Chemical Engineering from July 1982 to September 1984. Mr. Wang has been working at Qingdao University of Science & Technology (previously known as Qingdao Institute of Chemical Technology) (the “**University**”) since September 1984. From September 1984 to November 1984, Mr. Wang was a teacher in mechanical engineering faculty at the University. During the period between November 1984 and June 1995, he was the vice office manager of the chemical machinery faculty at the University. From June 1995 to December 1995, he acted as the vice-manager of the mechanical engineering faculty. Mr. Wang was promoted to the position of vice-principal of the machinery engineering faculty in December 1995. In March 2002, he was further promoted to the vice-principal of the electromechanical engineering faculty of the University. From April 2004 to December 2016, Mr. Wang was the head of the electromechanical engineering faculty of the University before he was promoted to the current position.

Mr. Wang obtained a doctor degree in chemical process mechatronic engineering from School of Electromechanical Engineering of Beijing University of Chemical Technology, the PRC in June 2000. He was recognized as the professor of Qingdao University of Science & Technology by Shandong Province Higher Education Teacher Position Advanced Review Committee (山東省高等學校教師職務高級評審委員會) in December 1999.

Mr. Wang was awarded with the Second-Class National Science and Technology Progress Award — Synchronous Rotor Mixer Technology (國家科學技術進步二等獎 — 同步轉子密煉機的技術) by the State Council of the PRC in December 2001. He was further awarded with the Second-Class National Science and Technology Progress Award — Industrialisation of waste rubber and waste plastics pyrolysis of resources utilisation of complete sets of technology and equipment (國家科學技術進步二等獎 — 工業連續化廢橡膠廢塑料低溫裂解資源化利用成套技術及裝備) by the State Council of the PRC in December 2011. In October 2013, Mr. Wang was recognized as the National Oil and Chemical Outstanding Science and Technology Worker (全國石油和化工優秀科技工作者) by the China Petroleum and Chemical Industry Federation (中國石油和化學工業聯合會). In August 2020, Mr. Wang was granted the title of the “Doctor of the Chemical Industry and Engineering Society of China (CIESC)” by the CIESC. In September 2019, he was granted the medal in commemoration of the 70th anniversary of the PRC by China’s Central Military Commission.



## SENIOR MANAGEMENT

**Mr. Qu Xuexin (曲學新先生)**, aged 58, has been a vice-general manager in Prinx (Shandong) Tire since April 2017. Mr. Qu joined our Group in March 2006 as the assistant engineering director. He is responsible for the overall management of the manufacturing centre, equipment productivity centre (including equipment engineering system) of our Group. Prior to joining our Group, Mr. Qu was the Chief of the equipment & power branch in Rongcheng Rubber Factory (榮成縣橡膠廠) in February 1987. Mr. Qu was one of the preparation leadership team members of Rongcheng Second Rubber Plant and Chemical Plant (榮成市第二橡膠廠和化工總廠) in July 1990. In April 1996, he acted as the director of the energy saving metering department of Chengshan Group; in August 1998, as the director of production plan department of Chengshan Group; and in September 2007, as the director of the equipment department of Cooper Chengshan.

Mr. Qu obtained undergraduate bachelor degree in rubber machinery engineering from the chemical machinery faculty of Shandong Chemical Engineering Institute (山東化工學院) in Shandong, the PRC in July 1983. Mr. Qu was recognized as an engineer by Engineering Technical Services Mid-tier Review Committee of Weihai City (威海市工程技術職務中級評審委員會) in May 1994. He was recognized as a senior engineer by Human Resources and Social Security Department of Shandong Province (山東省人事廳) in December 2000. In December 2014, he was awarded as an industrial technology application researcher (工業技術應用研究員) by Engineering and Technical Services Senior Review Committee of Shandong Province (山東省工程技術服務高級評審委員會).

In February 2014, Mr. Qu obtained the Science Technology Award in Shandong Province (山東省科學技術獎) from the People's Government of Shandong Province (山東省人民政府). In November 2014, he was further awarded with the Second-class Technical Innovation of Workers Achievements Award in Weihai City (威海市職工技術創新成果二等獎) by the General Union of Weihai City (威海市總工會). Mr. Qu obtained the Era Elite Award of Rubber Machinery Industry in the PRC from China Petroleum & Chemical Survey and Design Association R&P Professional Committee (中國石油和化工勘察設計協會橡膠塑料設備專業委員會), National Machinery Information Centre of R&P Industry (全國橡塑機械信息中心), Rubber & Plastics Energy-saving and Environmental Protection Centre (石油和化工橡塑節能環保中心) and China Rubber & Plastics Technology and Equipment Magazine House (《橡塑技術與裝備》雜誌社) in October 2016. In March 2015, he was recognized as the Gold Worker by General Union of Weihai City.

**Mr. Jiang Xizhou (姜錫洲先生)**, aged 49, has been our Company's vice-general manager since January 2020. He joined our Company in August 2019 as the assistant of general manager. Mr. Jiang is responsible for the overall management of research and development center, manufacturing center, equipment productivity center, and QEHS center. Prior to joining the Group, Mr. Jiang held various technical and management positions at Giti Tire (Anhui) Company Ltd. from July 1995 to May 2013. During the period between June 2013 and June 2015, he served as the general manager of Giti Tire (Fujian) Co., Ltd. and Giti Tire Corporation, a company listed on the Shanghai Stock Exchange. From July 2015 to August 2017, he was the general manager of Giti Tire (Anhui) Company Ltd. Mr. Jiang served as the manufacturing director of Giti Tire (China) Investment Company Ltd. from September 2017 to July 2019.

Mr. Jiang graduated from Hefei University of Technology with a major in polymer materials and obtained his bachelor degree in July 1995.

**Mr. Yu Hang (于航先生)**, aged 44, joined the Company in October 2020 as the Company's deputy general manager, responsible for sales management and marketing. Prior to joining the Group, Mr. Yu served as the product development manager, regional sales manager (Brittany, France) and technology manager (Shanghai) of global environmental competition at the headquarters of Michelin Group (Clermont-Ferrand, France) from July 2000 to December 2004; from January 2005 to July 2009, he served as the director of government relations, standards and regulations of Michelin in Greater China; from August 2009 to December 2011, he served as the global customer director of original tire business in Michelin Group (Paris, France); from January 2012 to September 2020, he served as the vice president of Michelin Group in Greater China, and concurrently served as the general manager of the original tire business unit, the general manager of the B2C Tyreplus retail network and the general manager of the B2B business in succession.

Mr. Yu was recommended for admission to Xidian University for the bachelor degree in communications engineering in September 1995; from July 1998 to June 2000, he studied information science at the Institut National Polytechnique de Lorraine in France and obtained a master's degree; from August 2007 to July 2009, he studied Executive Business Administration (EMBA) at the China Europe International Business School, and obtained a master's degree.

## Directors and Senior Management

**Mr. Ju Xunning (鞠訓寧先生)**, aged 54, has been our Company's vice-general manager since February 2018. Mr. Ju has also been the general manager of the semi-steel affairs department of Prinx (Chengshan) Tires (浦林(成山)輪胎) since July 2017. He joined our Group in March 2006 as the assistant to the quality systems director in Prinx (Shandong) Tire (浦林(山東)輪胎). Mr. Ju was promoted to the position of vice-chief officer of the manufacturing process improvement department in November 2010. Mr. Ju was appointed as the chief technology officer for all-steel products in January 2012, and in August 2013, he became the production director and continued to hold the office of vice-chief officer of the manufacturing process improvement department. In March 2014, Mr. Ju was promoted to our chief technology officer for semi-steel products. Mr. Ju was further promoted as the chief quality officer in Prinx (Shandong) Tire in December 2016 before Mr. Ju was appointed to the current position, and he was appointed as the chief technology officer for semi-steel products of the Group in July 2017. Mr. Ju was responsible for the overall operation and management of the semi-steel business department of our Group. He joined Rongcheng Rubber Factory as a trainee in July 1988, and was promoted to the position of the chief of the phase I engineering formula design department for radial tires in Rongcheng Guotai (榮成國泰) in July 1995. He was the director of division I of the department of technology in November 1997. In January 2004, Mr. Ju acted as the chief engineer of Shandong Chengshan Group Co., Ltd. (山東成山集團有限公司).

Mr. Ju was awarded with a professional diploma in rubber engineering by Qingdao University of Science & Technology in July 1988. Mr. Ju was recognized as a senior engineer by the Engineering and Technical Services Review Committee of Shandong Province (山東省工程技術服務評審委員會) in December 2001. In October 1998, Mr. Ju was awarded with the First-class Provincial Science Technology Progress Award-300,000 sets/year Radial Tire Industrial Production Technology (一等省科學技術進步獎 — 30萬套/年子午線輪胎工業性生產技術) by Shandong Province Science and Technology Progress Award Review Committee (山東省科學技術進步獎評審委員會). In December 1999, Mr. Ju was awarded with the Second-class National Science and Technology Progress Award — 300,000 sets/year Radial Tire Industrial Production Technology (國家科學技術進步二等獎 — 30萬套/年子午線輪胎工業性生產技術) by the Ministry of Science and Technology of the PRC. In April 2000, he was recognized as the Top 10 Youth Talent by the Communist Youth League of China in Rongcheng City, Rongcheng Broadcasting Bureau and Rongcheng Daily Newspaper. In December 2013, he was awarded with the First-class Hundred Technical Innovation of Workers Achievements Award in Weihai City (威海市職工百項技術創新成果一等獎) by the Weihai City Labour Competition Committee (威海市勞動競賽委員會).

**Mr. Wang Yu (王璵先生)**, aged 47, has been the commercial vehicle replacement center general manager of the Company since July 2017. He joined the Group in February 2004 as a regional manager of Prinx (Shandong) Tire and was promoted to the position of sales manager in North China in June 2009 and vice-sales market department officer in April 2010, respectively. In March 2014, Mr. Wang was further promoted to the chief sales and market department officer position. Mr. Wang was responsible for the overall sales of commercial vehicle tire replacement of the Group. Prior to joining the Group, he joined Shandong Chengshan Tires Company Limited in August 2001 as a sales consultant.

**Mr. Che Jing (車晶先生)**, aged 50, has been the original equipment tire sales center general manager of the Company since July 2017 when he first joined the Group. Mr. Che is responsible for the domestic sales of the original equipment products, development, management and maintenance of sales channels of the Company. Prior to joining the Group, Mr. Che was a vice-general manager in Rongcheng City Modern Decoration Company Limited (榮成市現代裝飾有限公司) in October 1998. He was responsible for the overall transactional works of the company. In November 2005, Mr. Che was the general manager of Rongcheng City Xin Da Storage and Logistics Company Limited (榮成市鑫達倉儲物流有限公司), being responsible for the overall works done by the company. Mr. Che obtained a bachelor degree in corporate management from Yantai University (煙台大學), the PRC in July 1997.

**Mr. Chu Xiaohua (初曉華先生)**, aged 37, has been the international sales center general manager of the Company since November 2018. He has been the Qingdao international sales center general manager of the Company in May 2017 when he first joined the Group. Mr. Chu is responsible for the overall international sales of the Group. Prior to joining the Group, Mr. Chu was a salesman when he first joined Qingdao Crowntyre International Trade Company Limited (青島科昂國際貿易有限公司) in May 2008. Mr. Chu was then promoted to work as a vice manager of its sales department in January 2013. He was responsible for the business development and maintenance in the markets in Southeast Asia, Oceania and Russia. In May 2013, Mr. Chu was appointed by the company to work in its branch in Singapore as manager. He was responsible for cooperating with headquarter of the company to manage in its branch in Singapore. In December 2013, he was responsible for the establishment of the company's branch in Dubai. Mr. Chu was a partner of American Tire and Wheel Centers Inc. in July 2015. He is responsible for the overall business operations, and coordination of sales, marketing and logistics of the Company.

Mr. Chu obtained a bachelor degree in international economics and trade from Qingdao University of Technology in July 2007.

## Directors and Senior Management

**Mr. Liu Changbo (劉昌波先生)**, aged 56, was appointed as the research and development center general manager of the Company in July 2017. Mr. Liu has also been a manager and the general manager of Prinx (Qingdao) and Prinx (R&D) since January 2017 and September 2017, respectively. He is also a director of Prinx (R&D). Mr. Liu served as an intern at Rongcheng Rubber Factory in July 1989, and joined the Group in August 1990 as an assistant engineer. In May 2001, he was promoted to the head of technology center office of Prinx (Shandong) Tire, and in May 2004, he was appointed as the manager of the second technological R&D division of the Group's technology center. Mr. Liu was promoted to the chief semi-steel technology officer of the Company in March 2014. He is responsible for the development of new products, products improvement, and overall technology management of the Company and the formulation of technological standard of the Group.

Mr. Liu obtained a bachelor degree in rubber engineering from Qingdao University of Science and Technology (青島化工學院) in July 1989. He has been recognized as a senior engineer by Shandong Province Engineering Technology Position Senior Review Committee (山東省工程技術職務高級評審委員會) since November 2002. In October 1998, Mr. Liu was awarded with the First-class Shandong Province Science and Technology Progress Award — 300,000 sets/year Radial Tire Industrial Production Technology (山東省科學技術進步一等獎 — 30萬套/年子午線輪胎工業性生產技術) by Shandong Province Science and Technology Progress Award Review Committee (山東省科學技術進步獎評審委員會). He was further awarded with the Second-class National Science and Technology Progress Award — 300,000 sets/year Radial Tire Industrial Production Technology (國家科學技術進步二等獎 — 30萬套/年子午線輪胎工業性生產技術) by the Ministry of Science and Technology of the PRC in December 1999. In November 2006, Mr. Liu obtained a Second-class award of Science and Technology Progress Prize (科技進步二等獎) from China Petroleum and Chemistry Industry Association (中國和石油化學工業協會).

## JOINT COMPANY SECRETARIES

**Ms. Cao Xueyu (曹雪玉女士)**, is one of executive Directors. She is also the joint company secretary of our Company.

**Ms. Lam Yuk Ling (林玉玲女士)**, is the other joint company secretary of our Company. She is an associate member of both The Hong Kong Institute of Chartered Secretaries and The Chartered Governance Institute (formerly known as The Institute of Chartered Secretaries and Administrators) in the United Kingdom. She graduated from The Hong Kong Polytechnic University in November 2004. She has over ten years of working experience in company secretarial profession. She is now working at TMF Hong Kong Limited.

The Board is pleased to present its report together with the audited consolidated financial statements of the Group for the year ended December 31, 2020.

### SHARE OPTION SCHEME

The Company had adopted the Share Option Scheme on the Adoption Date. The Share Option Scheme aims to attract, retain and provide incentives to senior and mid-level management and key employees of the Company, to provide them with the opportunity to obtain shares of the Company and to link their interests closely to the operating results and share performance of the Company with a view to increasing the value of the Company and to attracting human resources that are valuable to the Group. As at the date of this annual report, the number of Shares that may be issued under the Share Option Scheme is 764,500 (as at the date of the annual report for the year ended December 31, 2019: 1,600,000), representing approximately 0.12% of the total number of Shares in issue on the date of this annual report (on the date of the 2019 annual report: 0.25%).

Eligible participants means: any employee or proposed employee (whether full time or part time) of any member of the Group or any invested entity, excluding any independent non-executive Directors and provided that the proposed employee is actually employed by the Group and is subject to pass the stipulated probation period.

The aggregate number of Shares which may be issued upon the exercise of all Options to be granted under the Share Option Scheme and all options to be granted under any other share option scheme(s) of the Company shall not, in aggregate, exceed 10% of the total number of Shares in issue on the Adoption Date. The Company may seek approval of the Shareholders in general meeting for refreshing the 10% limit under the Share Option Scheme, provided that, in the case of refreshed limit, the aggregate number of Shares which may be issued upon the exercise of outstanding Options granted under the Share Option Scheme and any other share option scheme(s) of the Company shall not exceed 30% of the total number of Shares in issue from time to time.

No Grantee shall be granted an Option if exercised in full, would result in the total number of Shares issued and to be issued upon exercise of the Options granted to such Grantee (including both exercised and outstanding Options) in any 12-month period exceeding 1% of the total number of Shares in issue. Where any further grant of Options to a Grantee, if exercised in full, would result in the total number of Shares already issued or to be issued upon exercise of all Options granted and to be granted to such Grantee (including exercised, cancelled and outstanding Options) in the 12-month period up to and including the date of such further grant exceeding 1% of the total number of Shares in issue, such further grant must be separately approved by the Shareholders in general meeting with such Grantee and his/her associates abstaining from voting.

As at the date of this annual report, the remaining term of the Share Option Scheme is approximately 4 years and 3 months.

### Options Granted in 2019

On the 2019 Grant Date, the Company conditionally granted 14,400,000 options to certain grantees of the Group, subject to acceptance of the Grantees, to subscribe for a total of 14,400,000 ordinary shares (the "Shares") of USD0.00005 each in the share capital of the Company. The exercise price of the Shares on the 2019 Grant Date was HK\$7.244 per Share, which is the highest among (i) the closing price of HK\$7.130 per Share on the 2019 Grant Date; (ii) the average closing price of HK\$7.244 per Share for the five business days immediately preceding the 2019 Grant Date; and (iii) the nominal value of each Share. The closing price for the business day immediately preceding the 2019 Grant Date was HK\$7.22 per Share. Grantees may accept the offer for the grant of Options within 28 days after the date of such offer.

Among the Options granted, 1,317,500 Options were granted to the Directors, chief executives or substantial Shareholders of the Company, or an associate (as defined in the Listing Rules) of any of them and 13,082,500 Options were granted to other senior management and employees of the Group, details of which during the Reporting Period were as follows:

Name of Grantees	Position(s) held	Outstanding at the beginning of year	Exercised during the year	Cancelled during the year	Lapsed during the year	Outstanding at the end of year
Che Baozhen	Executive Director	580,000	—	—	—	580,000
Shi Futao	Executive Director	512,000	—	—	—	512,000
Cao Xueyu	Executive Director and joint company secretary	225,500	—	—	—	225,500
		1,317,500	—	—	—	1,317,500
Other senior management and employees		13,082,500	861,500	187,200	647,000	11,386,800
Total:		14,400,000	861,500	187,200	647,000	12,704,300

The Options granted and accepted will vest upon achievement of the performance targets in the respective proportions and on the respective dates as specified in the offer letter.

One third of the total number of Options granted can be vested and exercised at any time after the expiration of 12 months, 24 months and 36 months from the Grant Date, respectively. If the Options are not vested as the performance of the scheme participants in the first three vesting periods fails to meet the standards, in the event that the performance meets the standard upon the fourth annual assessment and the deferred vesting conditions are satisfied, the Options granted may be exercised at any time after the fourth exercise period (i.e., after 48 months from the 2019 Grant Date), and the vesting proportion is the remaining unvested Options after excluding the expired Options.

If the vesting conditions are not met by the Grantee, the unvested Options granted to such Grantee would lapse. Subject to the vesting schedule, the Options are exercisable within a period of six years commencing from the 2019 Grant Date.

For the year ended December 31, 2020, a total of 861,500 Options were exercised, a total of 187,200 Options were cancelled because of grantee demotion, and a total of 647,000 Options lapsed because of grantee resignation or retirement. 12,704,300 Options were outstanding as at the end of the year.

### Options Granted in 2020

On the 2020 Grant Date, the Company conditionally granted 835,500 options to certain grantees of the Company, subject to acceptance of the Grantees, to subscribe for a total of 835,500 Shares. The exercise price of the Shares on the 2020 Grant Date was HK\$7.960 per Share, which is the highest among (i) the closing price of HK\$7.960 per Share on the 2020 Grant Date; (ii) the average closing price of HK\$7.894 per Share for the five business days immediately preceding the 2020 Grant Date; and (iii) the nominal value of each Share. The closing price for the business day immediately preceding the 2020 Grant Date was HK\$7.820 per Share.

The grantees of the Options granted in 2020 are the employees of the Group, and no grantees were the Directors, chief executives or substantial Shareholders of the Company, or an associate (as defined in the Listing Rules) of any of them, details of which during the Reporting Period were as follows:

Position(s) held	Outstanding at the beginning of year	Number of Options granted on the 2020 Grant Date	Exercised during the year	Lapsed during the year	Outstanding at the end of year
Directors, chief executives or substantial Shareholders of the Company or their associates	—	—	—	—	—
Other senior management and employees	—	835,500	—	—	835,500
Total:	—	835,500	—	—	835,500

The Options granted will vest upon achievement of the performance targets in the respective proportions and on the respective dates as specified in the offer letter.

Half of the total number of Options granted can be vested and exercised after the expiration of 12 months and 24 months from the 2020 Grant Date, respectively. If the Options are not vested as the performance of the scheme participants in the first two vesting periods fails to meet the standards, in the event that the performance meets the standard upon the third annual assessment and the deferred vesting conditions are satisfied, the Options granted may be exercised at any time after the third exercise period (i.e., after 36 months from the 2020 Grant Date), and the vesting proportion is the remaining unvested Options after excluding the expired Options. If the vesting conditions are not met by the Grantee, the unvested Options granted to such Grantee would lapse. Subject to the vesting schedule, the Options are exercisable within a period of five years commencing from the 2020 Grant Date.



For the year ended December 31, 2020, among the Options granted in 2020, no Options were exercised, cancelled or lapsed. 835,500 Options were outstanding as at the end of the year.

Details of the Share Option Scheme are set out in the circular issued by the Company on June 13, 2019 and the announcements issued on July 9, 2019 and July 9, 2020.

For the year ended December 31, 2020, the valuation of Options granted is contained in Note 26 to the consolidated financial statements. The value of Options is quite subjective and subject to uncertainties, depending on the assumptions used in and limitations of calculation model.

### Options Exercised and Issued Shares

As mentioned in the section headed "Options Granted in 2019", for the year ended December 31, 2020, a total of 861,500 Options granted in 2019 were exercised, and a total of 861,500 ordinary Shares were issued accordingly. The par value of each issued Share was US\$0.00005, and the total share capital was US\$43.075. The issue price was HK\$7.244 per Share and the weighted average closing price immediately preceding the Option exercise date was HK\$8.268. The closing price for the business day immediately preceding the 2019 Grant Date was HK\$7.22 per Share.

A total of 29 grantees exercised their Options and were issued the Shares, and such grantees were employees of the Company.

The total proceeds from the issued Shares amounted to HK\$6,240,706, which was intended to be used as daily working capital. As of December 31, 2020, the Group had fully utilized the proceeds.

### PROFIT SHARING SCHEME

The Profit Sharing Scheme, which was adopted on July 5, 2019 by the Company, and the Share Option Scheme together form the Company's long-term incentive scheme (which cannot be participated at the same time).

The Profit Sharing Scheme aims to attract, retain and provide incentives to key employees of the Company, including equipment supervisors, engineers, IT, business and grassroots managers or special contributors. It is planned to start from 2019, if the annual actual profit reaches the profit target, the base bonus will be paid, and the portion exceeding the annual profit target will be allocated in a certain proportion. When the external business environment changes significantly, the Board will determine and adjust the implementation conditions of the Profit Sharing Scheme according to the actual situation. The sharing amount depends on the comprehensive coefficient of personal performance and company performance. The Company hopes to provide employees with the opportunity to share the Company's development dividends through the above scheme, link personal interests closely to the Company's performance and enhance the value of the Company.

### PRINCIPAL BUSINESS

The Company is principally engaged in the manufacturing and sales of tire products in the PRC and other global markets. The analysis of the Group's principal business for the year ended December 31, 2020 is set out in Note 1 of the consolidated financial statements.

## RESULT

The financial results of the Group for the year ended December 31, 2020 are set out in the consolidated statement of profit or loss and consolidated statement of comprehensive income on pages 93 to 94 of this annual report.

## FINAL DIVIDEND

The Board has recommended the payment of a final dividend of HK\$0.2 per ordinary Share before tax for the year ended December 31, 2020. This proposed final dividend is subject to the approval of the Shareholders at the annual general meeting (the “**AGM**”) to be held on May 17, 2021, and will be paid on or about June 9, 2021 to those Shareholders whose names appear on the Company’s register of members on May 25, 2021.

Pursuant to the “Enterprise Income Tax Law of the People’s Republic of China” (the “**Enterprise Income Tax Law**”), the “Detailed Rules for the Implementation of the Enterprise Income Tax Law of the People’s Republic of China” and the “Notice of the SAT regarding Matters on Determination of Tax Residence Status of Chinese-controlled Offshore Incorporated Enterprises under Rules of Effective Management”, the Company is generally required to withhold and pay 10% enterprise income tax on the distribution of the final dividend to its non-resident enterprise shareholders. The withholding and payment obligation lies with the Company. In respect of all shareholders whose names appear on the Company’s register of members as at the record date for determination of entitlement to the final dividend who are not individuals (including HKSCC Nominees Limited (“**HKSCC**”), other corporate nominees or trustees such as securities companies and banks, and other entities or organizations, which are all considered as non-resident enterprise shareholders), the Company will distribute the final dividend after deducting enterprise income tax of 10%. The Company will not withhold and pay the income tax in respect of the final dividend payable to any PRC resident enterprise shareholders, exempted entities or natural person shareholders whose names appear on the Company’s register of members as at the record date for determination of entitlement to the final dividend.

If any resident enterprise (as defined in the Enterprise Income Tax Law) listed on the Company’s register of members which is duly incorporated in the PRC or under the laws of a foreign country (or a region) but with a PRC-based de facto management body, does not desire to have the Company withhold and pay the said 10% enterprise income tax, it shall lodge with Computershare Hong Kong Investor Services Limited documents from its governing tax authority confirming that the Company is not required to withhold and pay enterprise income tax in respect of the dividend to which it is entitled not later than 4:30 p.m. on May 21, 2021.

If anyone would like to change the identity of the holders in the register of members, please enquire about the relevant procedures with the nominees or trustees. The Company will withhold for payment of the enterprise income tax for its non-resident enterprise shareholders strictly in accordance with the relevant laws and requirements of the relevant government departments and adhere strictly to the information set out in the Company’s register of members on the record date for the dividend payment. The Company assumes no liability whatsoever in respect of and will not entertain any claims arising from any delay in, or inaccurate determination of, the status of the shareholders or any disputes over the mechanism of withholding.

## CLOSURE OF REGISTER OF MEMBERS

The register of members of the Company will be closed from Wednesday, May 12, 2021 to Monday, May 17, 2021 (both days inclusive), during which period no transfer of shares will be effected. In order to determine the identity of members who are entitled to attend and vote at the AGM to be held on Monday, May 17, 2021, all transfer documents accompanied by the relevant share certificates must be lodged with the Company's branch share registrar in Hong Kong, Computershare Hong Kong Investor Services Limited, at Shops 1712–1716, 17th Floor, Hopewell Centre, 183 Queen's Road East, Wan Chai, Hong Kong not later than 4:30 p.m. on Tuesday, May 11, 2021.

Subject to the approval of Shareholders at the AGM, the proposed final dividend will be payable to Shareholders whose names appear on the register of members of the Company on Tuesday, May 25, 2021, being the record date for determination of entitlement to the final dividend. The register of members of the Company will be closed from Monday, May 24, 2021 to Tuesday, May 25, 2021 (both days inclusive), during which period no transfer of shares of the Company will be effected. In order to qualify for the proposed final dividend, all share transfer documents accompanied by the relevant share certificates must be lodged with the Company's branch share registrar in Hong Kong, Computershare Hong Kong Investor Services Limited, at Shops 1712–1716, 17th Floor, Hopewell Centre, 183 Queen's Road East, Wan Chai, Hong Kong not later than 4:30 p.m. on Friday, May 21, 2021.

## DIVIDEND POLICY

The Company has adopted a dividend policy (the "**Dividend Policy**"). The Board shall consider the following factors before declaring or recommending dividends:

- the Company's actual and expected financial performance;
- retained earnings and distributable reserves of the Company and each of the subsidiaries of the Group;
- the Group's working capital requirements, capital expenditure requirements and future expansion plans;
- the Group's liquidity position;
- general economic conditions, business cycle of the Group's business and internal or external factors that may have an impact on the business, financial results and position of the Company; and
- other factors that the Board deems relevant.

The payment of dividend is also subject to any restrictions under the applicable laws and the Company's Articles of Association (the "**Articles of Association**").

As stated in the Company's prospectus dated September 24, 2018 (the "**Prospectus**"), after listing, the Group plans to declare and pay dividends of no less than 20% of the distributable net profit attributable to equity shareholders in the future. Going forward, the Group will continuously evaluate its dividend policy in light of its financial position and the prevailing economic environment.

## BUSINESS REVIEW

### I. Review of the Company's Business

The Group is principally engaged in the R&D, manufacture and sale of tire products, which includes three major categories, i.e. All Steel Radial Tire, Semi-Steel Radial Tire and Bias Tire, covering tires for passenger, commercial, industrial and agricultural vehicles as well as certain types of special vehicles. The Company pursued the core strategies of cost leadership, efficiency driven, differential competition and global operation, and focused on the improvement of the industry chain in order to respond to customers' demand in a systematic, professional and rapid manner and to create value for them. Prinx Chengshan emphasizes on safety, environmental protection, integrity and mutual benefits, and is a company of green development with strong sense of social responsibility.

For further details, please refer to related contents in this section and "Business Review and Outlook" in the section headed "Management Discussion and Analysis" in this annual report.

Substantially all of the Group's revenue was from sale of tires. The following table sets forth a summary of financial ratios for indicated periods and dates:

Financial indicators	Year ended December 31				
	2020	2019	2018	2017	2016
Revenue growth rate <sup>(1)</sup>	12.4%	7.4%	7.6%	26.7%	8.5%
Net profit increase rate <sup>(2)</sup>	26.1%	0.2%	175.7%	-40.4%	78.5%
Gross profit margin <sup>(3)</sup>	22.3%	19.2%	19.3%	15.9%	21.7%
EBIT margin <sup>(4)</sup>	11.0%	9.7%	10.9%	4.5%	9.4%
Net profit margin <sup>(5)</sup>	9.6%	8.6%	9.2%	3.6%	7.6%
Return on equity <sup>(6)</sup>	16.8%	14.9%	20.6%	11.2%	21.2%
Return on total assets <sup>(7)</sup>	9.1%	8.7%	10.4%	4.5%	8.5%
Asset-liability ratio <sup>(8)</sup>	49.5%	41.4%	42.1%	59.7%	60.1%
Trade receivables turnover					
days <sup>(9)</sup>	67	63	68	66	68
Inventory turnover days <sup>(10)</sup>	65	58	59	59	76

Notes:

- (1) Revenue growth rate = (revenue for the period/revenue for the previous period-1)\*100%;
- (2) Net profit increase rate = (net profit for the period/net profit for the previous period-1)\*100%;
- (3) Gross profit margin = (gross profit for the period/revenue for the period)\*100%;
- (4) EBIT margin = (profit for the period before finance costs-net and income tax expense/revenue for the period)\*100%;
- (5) Net profit margin = (net profit for the period/revenue for the period)\*100%;
- (6) Return on equity = (annual profit attributable to Shareholders for the period/average equity attributable to Shareholders as at the beginning and end of the period) \*100%;

- (7) Return on total assets = (net profit for the period/average total assets as at the beginning and end of the period)\*100%;
- (8) Asset-liability ratio = (total liabilities/total assets) \*100%;
- (9) Trade receivables turnover days = [(gross trade receivables as at the beginning of the period + gross trade receivables as at the end of the period)/2]/revenue for the period \*365 days; and
- (10) Inventory turnover days = [(gross inventory balance as at the beginning of the period + gross inventory balance as at the end of the period)/2]/cost of sales for the period \*365 days.

The Company chose representative financial indicators regarding profitability, operation capacity and solvency to analyze the growth potential of the Company. The Company maintained healthy financial indicators, with a general rising trend in the profit level in the past three years, and in 2020, the Group's revenue increased by approximately 12.4% year on year and the Group's net profit increased by approximately 26.1% year on year. In 2020, the Company recorded a profit before income tax of approximately RMB698.2 million, representing a year-on-year increase of approximately 26.9%. The improvement of profitability was mainly attributable to the enhancement of internal operation efficiency and the decreases in the prices of principal raw materials. The asset-liability ratio of the Company as at December 31, 2020 increased by approximately 8.1 percentage points year on year, which was mainly attributable to the expenses for the expansion projects of Prinx Thailand and Prinx Shandong. While progressively expanding production capacity, the Company has maintained sufficient liquidity and strong solvency. In 2020, the trade receivables turnover days of the Company was around 67 days, representing an increase of 4 days as compared with 2019, mainly attributable to the increase in OE business which has a longer credit period. The inventory turnover days was around 65 days, representing an increase of 7 days as compared with 2019, mainly attributable to the extended storage of export goods resulting from the shortage of export containers. In view of the above, the Company has relatively high competitiveness and strong capability for operation and management and can continue to create value for Shareholders.

## II. Details of Major Events Affecting the Company after the End of the Financial Year

As of the date of this annual report, the overall impact of the Pandemic across the world and the country's macroeconomic policy adjustments on the macro economy is unclear. The Group will continue to pay close attention to the development of the Pandemic, make further judgments and estimates and take relevant measures accordingly.

### III. Corporate Development Strategy

#### (I) Company planning

1. The Group strictly adheres to the implementation of the Company's four core development strategies of "cost leadership, efficiency driven, differential competition, and global operation", grasps the development trend of the industry, and is committed to strengthening the corporate innovation capability and core competitiveness with a view to contributing to intelligent transportation and sustainable development.
2. The Group focuses on customers, markets, uses sales objectives as evaluation tools, and concentrates on six strategic dimensions of marketing, R&D, production, team, system and mode, to build an international first-class tire manufacturer. The Group strives for the coordination of the entire value chain including procurement, supply chain, finance, manufacturing, quality, research and development and market to support high-quality corporate development.
3. The Group strengthens the construction of three talent teams of management, R&D and production, and cultivates the enterprise culture based on the core values of "customer-oriented, open innovation, hard work, and mutual benefit".
4. The Group selects the right brand positioning, excels in brand building, establishes a brand system based on the brand "Prinx Chengshan", and builds a brand premium capacity based on core products. The Group actively assumes corporate social responsibilities, and promotes the development of social undertakings while creating corporate social value and building a better life.
5. Based on the Company's innovation center of multi-scale tire life cycle manufacturing, the Group strives to enhance core R&D capabilities, continuously improve technology value-added services, with an aim to form a competitive advantage in the market.
6. The Group broadens the channels of staff growth, pays attention to the happiness index of employees, and endeavors to become an enterprise that employees feel happy, welcomed by customers and respected by society.

**(II) Opportunities of the Company**

1. With the increase of the PRC automobile ownership, together with the introduction of relevant national policies to reconstruct the industrial structure and optimize the industrial layout, which have regulated the production order of the industry, the tire industry has been promoted, and thus brings opportunities for the development of the Company.
2. The Company's management system is improving, the management team is relatively stable, and the personnel structure is relatively reasonable, which laid a good human resource foundation for the Company's development.
3. The Company's capital structure is reasonable, with sufficient cash flow and financial stability, which provides good financial conditions for leapfrog development.
4. With the distribution of European and American sales companies and overseas production bases, the Company's global production and operation pattern has basically taken shape, and it is confident to be able to meet the challenges brought by the changes in the international situation.
5. The deep cooperation mode of manufacturers and the development of tire leasing business have made the Company closer to the market and customers, enhanced the Company's ability to rapidly response to customer needs, so as to provide customers with more convenient and valuable services.

**IV. Company's Environmental Policy and Performance**

The Group is subject to various environmental laws and regulations governing the generation, storage, handling, use, transportation, presence of or exposure to hazardous materials; the emission and discharge of hazardous materials into the ground, air or water, and the use of certain chemical auxiliaries. The Group generates pollutants such as waste water, waste gas and hazardous wastes in the production process, the discharged pollutants and disposal methods are currently in compliance with national discharge standards or disposal requirements. The Company has environmental information exchange management procedures to receive national and local policies and regulations on environmental protection, and takes appropriate action.

**V. Outlook**

The outlook of the Group is set forth in the section headed "Management Discussion and Analysis" of this annual report.

**VI. Risks and Uncertainties and Compliance with relevant laws and regulations**

A description of the principal risks and uncertainties that the Group may be facing and compliance with the relevant laws and regulation are contained in the section headed "Management Discussion and Analysis" of this annual report.

## FINANCIAL SUMMARY

A summary of the consolidated statements of profit or loss and the consolidated assets, liabilities and non-controlling interests of the Group for the last five financial years are set out on page 4 of this annual report. This summary does not form part of the audited consolidated financial statements.

## MAJOR CUSTOMERS AND SUPPLIERS

### Major Customers

For the year ended December 31, 2020, the transaction amounts attributable to the Group's top five customers accounted for approximately 23.1% (2019: 20.3%) of the Group's total revenue while the transaction amounts attributable to the Group's single largest customer accounted for approximately 8.8% (2019: 5.5%) of the Group's total revenue.

### Major Suppliers

For the year ended December 31, 2020, the transaction amounts attributable to the Group's top five suppliers accounted for approximately 30.5% (2019: 34.6%) of the Group's total purchases while the transaction amounts attributable to the Group's single largest supplier accounted for approximately 13.0% (2019: 14.5%) of the Group's total purchases.

During the Reporting Period, save as disclosed in Note 36 to the consolidated financial statements, none of the Directors, any of their close associates or any Shareholders which to the knowledge of the Directors owned more than 5% of the number of the issued shares of the Company was interested in the top five customers or suppliers of the Group.

## PROPERTY, PLANT AND EQUIPMENT

Details of the movements in the property, plant and equipment of the Group during the Reporting Period are set out in Note 16 to the consolidated financial statements.

## SHARE CAPITAL

Details of movements in the Company's share capital during the Reporting Period are set out in Note 25 to the consolidated financial statements.

## RESERVES

Details of the movements in the reserves of the Company and the Group during the Reporting Period are set out in Notes 27 and 39 to the consolidated financial statements respectively.

## RESERVES AVAILABLE FOR DISTRIBUTION

As at December 31, 2020, the Company's reserves available for distribution amounted to approximately RMB2,194.0 million (as at December 31, 2019: RMB2,182.1 million).



## **BANK LOANS AND OTHER BORROWINGS**

Particulars of bank loans and other borrowings of the Group as at December 31, 2020 are set out in Note 28 to the consolidated financial statements.

## **DIRECTORS**

The Directors during the Reporting Period and up to the date of this annual report are as follows:

### **Executive Directors:**

Che Baozhen  
Shi Futao  
Cao Xueyu

### **Non-executive Directors:**

Che Hongzhi  
Wang lei  
Shao Quanfeng (appointed on February 24, 2020)  
Chen Yansheng (resigned on February 24, 2020)

### **Independent non-executive Directors:**

Zhang Xuehuo  
Choi Tze Kit Sammy  
Wang Chuansheng

Mr. Shao Quanfeng was appointed as a non-executive Director by the Board on February 24, 2020. Mr. Chen Yansheng resigned from his position as a non-executive Director on February 24, 2020. At the AGM held on May 8, 2020, Ms. Cao Xueyu was re-elected as an executive Director, Mr. Wang Lei and Mr. Shao Quanfeng were re-elected as non-executive Directors, and Mr. Wang Chuansheng was re-elected as an independent non-executive Director.

Mr. Che Baozhen, Mr. Shi Futao and Mr. Zhang Xuehuo shall retire by rotation, and offer themselves for re-election at the AGM in accordance with Article 108 of the Articles of Association.

A circular setting out, among other things, details of the Directors subject to rotation and re-election at the AGM will be dispatched to the Shareholders in due course.

## **DIRECTORS AND SENIOR MANAGEMENT**

Biographical details of the Directors and senior management of the Company are set out on pages 35 to 44 of this annual report.

## **CONFIRMATION OF INDEPENDENCE FROM THE INDEPENDENT NON-EXECUTIVE DIRECTORS**

The Company has received from each of the independent non-executive Directors a confirmation of his independence pursuant to Rule 3.13 of the Listing Rules and the Company considers all of the independent non-executive Directors are independent for the year ended December 31, 2020.

## **DIRECTORS' SERVICE CONTRACTS AND LETTERS OF APPOINTMENT**

None of the Directors has a service contract which is not determinable by the Group within one year without payment of compensation (other than statutory compensation).

For the details of the service contracts and the appointment letters of each of the Directors, please see the section headed "Corporate Governance Report" in this annual report.

## **DIRECTORS' INTERESTS IN TRANSACTIONS, ARRANGEMENTS OR CONTRACTS OF SIGNIFICANCE**

Save as disclosed in Note 10 to the consolidated financial statements, no Director has a material interest, either directly or indirectly, in any transaction, arrangement or contract of significance to the business of the Group to which the Company, any of its subsidiaries or fellow subsidiaries was a party during the Reporting Period and up to the date of this annual report.

## **MANAGEMENT CONTRACTS**

No contracts concerning the management and administration of the whole or any substantial part of the business of the Company were entered into or existed during the Reporting Period and up to the date of this annual report.

## **EMOLUMENT POLICY**

The primary duties of the Nomination and Remuneration Committee of the Company are to make recommendations to the Board on the appointment of the Directors, the management of the Board's succession, the overall remuneration policy and structure relating to all the Directors and senior management of the Group, review performance based remuneration and ensure none of the Directors determine their own remuneration.

In remuneration determination for Directors and senior management, the Board will take into account remuneration level of comparable companies, time required and their responsibilities, employment terms for other position in the Group, individual performance of each Director and the performance of the Company.

Details of the emoluments of the Directors, and the five highest paid individuals during the Reporting Period are set out in Note 10(h) to the consolidated financial statements.

## **RETIREMENT AND EMPLOYEE BENEFITS SCHEME**

Details of the retirement and employee benefits scheme of the Company are set out in Note 10 to the consolidated financial statements.

## SHARE-BASED AGREEMENTS

Save as disclosed regarding to "Share Option Scheme" in this annual report, no share-based agreements were entered into or still valid during the Reporting Period.

## CHANGES OF INFORMATION IN RELATION TO THE DIRECTORS

Save as disclosed regarding to the "Directors" in this annual report, there was no change to any information required to be disclosed in relation to any Director pursuant to paragraphs (a) to (e) and (g) of Rule 13.51(2) of the Listing Rules during the Reporting Period.

## DIRECTORS' AND CHIEF EXECUTIVE'S INTERESTS AND SHORT POSITIONS IN THE SHARES, UNDERLYING SHARES AND DEBENTURES

As at December 31, 2020, the interests and short positions of the Directors and the chief executive of the Company in the shares, underlying shares and debentures of the Company or any of its associated corporations (within the meaning of Part XV of the Securities and Futures Ordinance (the "SFO")) which had been notified to the Company and the Hong Kong Stock Exchange pursuant to Divisions 7 and 8 of Part XV of the SFO (including interests and short positions in which they were taken or deemed to have under such provisions of the SFO), or which were recorded in the register required to be maintained pursuant to section 352 of the SFO, or which were required to be notified to the Company and the Hong Kong Stock Exchange pursuant to the Model Code for Securities Transactions by Directors of Listed Issuers (the "Model Code") contained in Appendix 10 to the Listing Rules, are set out as follows:

Name	Capacity/ Nature of interest	Number of shares	Long/short position	Approximate percentage of shareholding in the Company
Mr. Che Hongzhi	Spouse interest	441,859,500 (Note 1)	Long position	69.49%
Mr. Che Baozhen	Interest in a controlled corporation	441,859,500 (Note 2)	Long position	69.49%
	Beneficial owner	580,000 (Note 3)	Long position	0.09%
Mr. Shi Futao	Beneficial owner	542,000 (Note 4)	Long position	0.09%
Ms. Cao Xueyu	Beneficial owner	225,500 (Note 5)	Long position	0.04%

Notes:

- Mr. Che Hongzhi is the spouse of Ms. Li Xiuxiang. As such, he is deemed to be interested in all the Shares in which Ms. Li Xiuxiang are interested.
- As at December 31, 2020, Mr. Che Baozhen directly owned 50% of the equity interest in Shanghai Chengzhan Information and Technology Center\* (上海成展信息科技中心) ("Shanghai Chengzhan"), which in turns owned 95% of the equity interest in Beijing Zhongmingxin Investment Company Limited\* (北京中銘信投資有限公司) ("Beijing Zhongmingxin"), which in turns controlled 42.50% of the equity interest in Chengshan Group. As such, Mr. Che Baozhen, Shanghai Chengzhan and Beijing Zhongmingxin are deemed to be interested in the interests in Chengshan Group.

- (3) As at December 31, 2020, Mr. Che Baozhen held interests in those Shares through the options granted according to the Share Option Scheme under physically settled equity derivatives.
- (4) As at December 31, 2020, Mr. Shi Futao held interests in 512,000 Shares through the options granted according to the Share Option Scheme under physically settled equity derivatives.
- (5) As at December 31, 2020, Ms. Cao Xueyu held interests in those Shares through the options granted according to the Share Option Scheme under physically settled equity derivatives.

Save as disclosed above, as at December 31, 2020, none of the Directors or chief executive of the Company had interests or short positions in the shares, underlying shares or debentures of the Company or any of its associated corporations (within the meaning of Part XV of the SFO), which were required to be notified to the Company and the Hong Kong Stock Exchange pursuant to Divisions 7 and 8 of Part XV of the SFO (including interests and short positions in which they were taken or deemed to have under such provisions of the SFO), or which were recorded in the register required to be maintained pursuant to section 352 of the SFO, or which were required to be notified to the Company and the Hong Kong Stock Exchange pursuant to the Model Code.

## **DIRECTORS' RIGHTS TO ACQUIRE SHARES OR DEBENTURES**

Save as disclosed in this annual report, at any time for the year ended December 31, 2020 was the Company or its subsidiaries a party to any arrangement that would enable the Directors to acquire benefits by means of acquisition of shares in or debentures of the Company or any other body corporate, and none of the Directors or their spouses or children under the age of 18 were granted any right to subscribe for the share capital or debt securities of the Company or any other body corporate, or had exercised any such right.

## SUBSTANTIAL SHAREHOLDERS' INTERESTS AND SHORT POSITIONS IN THE SHARES AND UNDERLYING SHARES

As at December 31, 2020, to the knowledge of the Directors, the following persons (other than the Directors and chief executive of the Company) had interests or short positions in the shares or underlying shares of the Company which were required to be disclosed to the Company pursuant to Divisions 2 and 3 of Part XV of the SFO and recorded in the register of the Company required to be maintained pursuant to section 336 of the SFO:

Name	Capacity/ Nature of interest	Number of shares	Long/Short position	Approximate percentage of shareholding in the Company
Sinotruk (Hong Kong) Capital Holding Limited	Beneficial owner	63,400,000 (Note 1)	Long position	9.97%
Sinotruk (Hong Kong) International Investment Limited	Interest in a controlled corporation	63,400,000 (Note 1)	Long position	9.97%
Sinotruk (Hong Kong) Limited	Interest in a controlled corporation	63,400,000 (Note 1)	Long position	9.97%
Sinotruk (BVI) Limited	Interest in a controlled corporation	63,400,000 (Note 1)	Long position	9.97%
China National Heavy Duty Truck Group Co., Ltd.* (中國重型汽車集團有限公司)	Interest in a controlled corporation	63,400,000 (Note 1)	Long position	9.97%
Chengshan Group	Beneficial owner	441,859,500 (Note 2)	Long position	69.49%
Beijing Zhongmingxin* (北京中銘信)	Interest in a controlled corporation	441,859,500 (Note 2)	Long position	69.49%
Shanghai Chengzhan* (上海成展)	Interest in a controlled corporation	441,859,500 (Note 2)	Long position	69.49%
Ms. Li Xiuxiang	Interest in a controlled corporation	441,859,500 (Note 2)	Long position	69.49%
Ms. Bi Wenjing	Spouse interest	442,439,500 (Note 3)	Long position	69.58%

\* For identification purpose only

Notes:

- As at December 31, 2020, China National Heavy Duty Truck Group Co., Ltd.\* (中國重型汽車集團有限公司) owned 100% of the interests of Sinotruk (BVI) Limited, which in turns owned 51% of the issued share capital of Sinotruk (Hong Kong) Limited. Sinotruk (Hong Kong) Limited owned 100% of the issued share capital of Sinotruk (Hong Kong) International Investment Limited, which in turns owned 100% of the issued share capital of Sinotruk (Hong Kong) Capital Holding Limited, which in turns owned 63,400,000 Shares. As such, China National Heavy Duty Truck Group Co., Ltd.\* (中國重型汽車集團有限公司), Sinotruk (BVI) Limited, Sinotruk (Hong Kong) Limited and Sinotruk (Hong Kong) International Investment Limited are deemed to be interested in 63,400,000 Shares held by Sinotruk (Hong Kong) Capital Holding Limited.
- As at December 31, 2020, Ms. Li Xiuxiang directly owned 50% of the equity interest in Shanghai Chengzhan, which owned 95% of the equity interest in Beijing Zhongmingxin, which in turns owned 42.50% of the equity interest in Chengshan Group. As such, Ms. Li Xiuxiang, Shanghai Chengzhan and Beijing Zhongmingxin are deemed to be interested in the interests in Chengshan Group.
- Ms. Bi Wenjing is the spouse of Mr. Che Baozhen. As such, she is deemed to be interested in all the Shares in which Mr. Che Baozhen is interested.

Save as disclosed above, as at December 31, 2020, to the knowledge of the Directors, none of any other person (other than the Directors and chief executive of the Company) had interests or short positions in the shares or underlying shares of the Company which were required to be disclosed pursuant to Divisions 2 and 3 of Part XV of the SFO or to be recorded in the register referred to in section 336 of the SFO.

## PURCHASE, REDEMPTION OR SALE OF THE LISTED SECURITIES

For the year ended December 31, 2020, none of the Company or its subsidiaries had purchased, sold or redeemed any of the Company's listed securities.

## PRE-EMPTIVE RIGHTS

There are no provisions for pre-emptive rights under the Articles of Association or the laws of the Cayman Islands that would oblige the Company to offer new shares on a pro rata basis to the existing Shareholders.

## TAX REDUCTION

According to the laws of the Cayman Islands, there is currently no taxes levied on individuals or corporations by reason of holding of the Company's shares based upon profits, income, gains or appreciations and there is no taxation in the nature of inheritance tax or estate duty.

## NON-COMPETITION UNDERTAKING

Chengshan Group, Mr. Che Hongzhi, the chairman of the Board and non-executive Director, Ms. Li Xiuxiang, Mr. Che Baozhen, the executive Director and chief executive officer of the Company, Ms. Bi Wenjing, Rongcheng Dongsheng Property Rental Company Limited\* (榮成東晟房屋租賃有限公司), Beijing Zhongmingxin\* (北京中銘信), Rongcheng Chengyuan Shareholding Investment Centre\* (榮成成源股權投資中心), Rongcheng Hongsheng Shareholding Investment Centre\* (榮成鴻昇股權投資中心), Rongcheng Chengda Shareholding Investment Centre\* (榮成成大股權投資中心), Rongcheng Chenghai Shareholding Investment Centre\* (榮成成海股權投資中心), Rongcheng Pucheng Shareholding Investment Centre\* (榮成浦成股權投資中心), Rongcheng Haocheng Shareholding Investment Centre\* (榮成浩成股權投資中心) and Beijing Baichuantong Consultant Company Limited\* (北京百川通諮詢有限責任公司) ("**Beijing Baichuantong**") (the "**Deed of Non-Competition Parties**") as then controlling shareholders of the Company entered into the Deed of Non-Competition ("**Deed of Non-Competition**") on September 10, 2018, pursuant to which the Deed of Non-Competition Parties have, irrevocably and unconditionally, undertaken to and covenanted with the Group during the control period that, he/she/it will not, and will procure that his/her/its close associates (except any members of the Group) would not, directly or indirectly, either on his/her/its own or in conjunction with or on behalf of any person, firm or company, among other things, carry on, participate or hold interests in or engage in or acquire or hold (in each case whether as a Shareholder, partner, agent or otherwise), any business which is in competition with or likely to be in competition with the Company's business of tire manufacturing and sale of tires business in the PRC.

Please refer to the section headed "Relationship with Controlling Shareholders" in the Prospectus for details of the Deed of Non-Competition.

\* For identification purpose only

On June 19, 2019, Beijing Baichuantong Consultant Company Limited ("**Beijing Baichuantong**") transferred all of its 95% equity interests of Beijing Zhongmingxin to Shanghai Chengzhan. After the completion of such transfer, Mr. Che Baozhen and Ms. Li Xiuxiang each directly held 50% equity interests of Shanghai Chengzhan, and Shanghai Chengzhan held 95% equity interests of Beijing Zhongmingxin which in turn held 42.5% equity interests of Chengshan Group. Mr. Che Baozhen, Ms. Li Xiuxiang, Shanghai Chengzhan and Beijing Zhongmingxin are thereby deemed to be interested in Chengshan Group. Beijing Baichuantong ceases to be a controlling shareholder of the Company, while Shanghai Chengzhan becomes a controlling shareholder of the Company, and is a close associate of Mr. Che Baozhen and Ms. Li Xiuxiang as defined under the Deed of Non-Competition.

The Company has received the annual confirmation from the signed Deed of Non-Competition Parties in respect of their compliance with the Deed of Non-Competition during the Reporting Period for disclosure in this annual report.

Based on the information and confirmation provided by the controlling shareholders of the Company, the independent non-executive Directors have reviewed the implementation of Deed of Non-Competition during the Reporting Period, and are satisfied that the relevant controlling shareholders of the Company have complied with the Deed of Non-Competition.

### **DIRECTORS' INTEREST IN COMPETING BUSINESS**

Save as disclosed in this annual report, none of the Directors or their associates had any interest in any business which directly or indirectly compete or may compete with the businesses of the Group during the year ended December 31, 2020.

### **CONTROLLING SHAREHOLDER'S INTERESTS IN CONTRACTS**

Save as disclosed in the below sections headed "Related Party Transactions" and "Continuing Connected Transactions" and Note 36 to the consolidated financial statements, none of the relevant controlling shareholders of the Company or their respective subsidiaries directly or indirectly had any material interest in any contract of significance to the business of the Group to which the Company or any of its subsidiaries was a party for the year ended December 31, 2020.

### **DIVIDEND WAIVED OR AGREED TO BE WAIVED BY SHAREHOLDERS**

For the year ended December 31, 2020, the Board confirms that no Shareholder has waived or agreed to waive any dividend.

### **RELATED PARTY TRANSACTIONS**

Details of the related party transactions were set out in Note 36 to the consolidated financial statements. Details of any related party transaction which constitute continuing connected transaction not exempted under Chapter 14A of the Listing Rules are disclosed below, while other related party transactions (save for the purchase of utilities from Chengshan Group which was fully exempted from the disclosure requirements under Chapter 14A of the Listing Rules) do not constitute connected transactions.

The Board confirms that the Company has complied with the disclosure requirement under Chapter 14A of the Listing Rules for above related party transactions.

## CONTINUING CONNECTED TRANSACTIONS

For the year ended December 31, 2020, the Group had the following continuing connected transactions:

Name of relevant connected persons	Connected relationship with the Group	Nature of transactions	Annual cap for the year ended December 31, 2020 (RMB'000)	Actual transaction amount for the year ended December 31, 2020 (RMB'000)
Chengshan Group	Chengshan Group is a Controlling Shareholder	Property leasing	8,000	7,825
Rongcheng Chengshan Energy-Saving Services Co., Ltd. ("Rongcheng Chengshan Energy-Saving Services")	Rongcheng Chengshan Energy-Saving Services is a wholly-owned subsidiary of Chengshan Group, the Controlling Shareholder	Energy management	10,600	2,745
Rongcheng Chengshan Properties Co., Ltd. ("Rongcheng Chengshan Properties")	Rongcheng Chengshan Properties is wholly owned by Chengshan Group, the Controlling Shareholder	Property services	5,300	5,009

### Leasing properties from Chengshan Group

On March 1, 2018, Prinx (Shandong) Tire entered into a property lease agreement with Chengshan Group in respect of leasing certain properties from Chengshan Group by the Group (the "**Property Lease Agreement**"), for a term commencing on March 1, 2018 and ending on February 28, 2021.

Pursuant to the Property Leasing Agreement, Prinx (Shandong) Tire has leased from Chengshan Group (i) part of the office units located at No. 98 Nanshan North Road, Rongcheng City, Shandong Province, the PRC, with a total area of 6,988.92 sq.m. as office premises; (ii) Nos.49–53 and 55 Guotai Community, Rongcheng City, Shandong Province, the PRC with a total area of 11,597.92 sq.m as dormitories; and (iii) No. 56 Guotai Community, Rongcheng City, Shandong Province, the PRC with a total area 3,124.65 sq.m as staff canteen.

The Group will continue to lease the properties from Chengshan Group through the transactions contemplated under the Property Lease Agreement. The Directors (including the independent non-executive Directors) therefore consider that it will benefit the Company for the Group to continue the transactions under the Property Lease Agreement for the year ended December 31, 2020. As for the rent amount, for the year ended December 31, 2020, the cap for these continuing connected transactions in total was RMB8.0 million, and the actual transaction amount for the year ended December 31, 2020 was approximately RMB7.8 million.



### Purchasing property services from Rongcheng Chengshan Properties

On January 5, 2018, Prinx (Shandong) Tire entered into a property services agreement with Rongcheng Chengshan Properties in respect of Rongcheng Chengshan Properties providing certain property services to the Group (the "**Property Services Agreement**") for a term commencing on January 1, 2018 and ending on December 31, 2020.

Pursuant to the Property Services Agreement, Rongcheng Chengshan Properties will provide Prinx (Shandong) Tire with services including control of access to facilities, security, management of vehicles, cleaning, gardening, repair and maintenance of common area and shared facilities, etc.

The Group will continue to purchase property services from Rongcheng Chengshan Properties through the transactions contemplated under the Property Services Agreement. Rongcheng Chengshan Properties has extensive professional experience and abundant labour resources for providing comprehensive property services. The Directors (including the independent nonexecutive Directors) therefore consider that it will benefit the Company for the Group to continue the transactions under the Property Services Agreement for the year ended December 31, 2020. As for the purchase amount, for the year ended December 31, 2020, the cap for these continuing connected transactions in total was RMB5.3 million, and the actual transaction amount for the year ended December 31, 2020 was approximately RMB5.0 million.

### Purchasing Energy-saving Services from Rongcheng Chengshan Energy-Saving Services

On March 28, 2018, Prinx (Shandong) Tire entered into an energy management framework agreement with Rongcheng Chengshan Energy-Saving Services (the "**Energy Management Framework Agreement**"), for a period from March 28, 2018 until December 31, 2020.

Pursuant to the Energy Management Framework Agreement, Rongcheng Chengshan Energy-Saving Services may from time to time provide energy-saving services to the Group. Prinx (Shandong) Tire will enter into separate energy management contracts in respect of the lighting system and the system for tire vulcanization or other energy-saving services in its production plant or other relevant services for energy-saving which will set out the specific terms and conditions according to the provisions under the Energy Management Framework Agreement.

On May 20, 2019, Prinx (Shandong) Tire entered into a supplemental agreement to the Energy Management Framework Agreement (the "**Supplemental Agreement**") with Rongcheng Chengshan Energy-Saving Services, pursuant to which the parties agree that the annual caps of the energy-saving services provided for the two years ended December 31, 2019 and December 31, 2020 shall be revised to RMB7.5 million and RMB10.6 million respectively.

Pursuant to the Supplemental Agreement, Rongcheng Chengshan Energy-Saving Services may from time to time provide energy-saving services to the Group according to Energy Management Framework Agreement. In addition, the parties plan to add another energy-saving renovation project and provide special energy-saving services, mainly including energy-saving renovation of air compressor system, water pump system and motor system in the existing energy system, all of which will be replaced by new energy-saving equipment.

The Group will continue to purchase energy-saving services from Rongcheng Chengshan Energy-Saving Services through the transactions contemplated under the Energy Management Framework Agreement. Prinx (Shandong) Tire will be able to pay the investment cost of its energy conservation projects out of energy saving revenue, and therefore ease pressure on internal capital resources. The Directors (including the independent non-executive Directors) therefore consider that it will benefit the Company for the Group to continue the transactions under the Energy Management Framework Agreement for the year ended December 31, 2020. As for the purchase amount, for the year ended December 31, 2020, the annual cap for these continuing connected transactions shall be revised to RMB10.6 million and the actual transaction amount for the year ended December 31, 2020 was approximately RMB2.7 million.

Please refer to the announcement issued on May 20, 2019 by the Company for the details of the revised annual cap of continuing connected transactions.

For the details of these continuing connected transactions, including specific pricing terms or program under each agreement and material information about pricing policies and guidance, please refer to the section headed "Continuing Connected Transactions" in the Prospectus. During the Reporting Period, the Group complied with the value and the transaction terms pursuant to these pricing policies and guidance when carrying on continuing connected transactions.

In respect of the transactions under the Property Lease Agreement, the Property Services Agreement and the Energy Management Framework Agreement, as one or more of the applicable percentage ratios (other than the profits ratio) as defined in Rule 14.04(9) of the Listing Rules is expected to be more than 0.1% but less than 5%, the transactions contemplated thereunder are subject to reporting, annual review and announcement requirements but exempt from circular and independent Shareholders' approval requirements pursuant to Rule 14A.76(2) of the Listing Rules.

During the Reporting Period, the independent non-executive Directors had reviewed the above continuing connected transactions and confirmed that such transactions were entered into:

- (i) in the ordinary and usual course of business of the Group;
- (ii) on normal or better commercial terms; and
- (iii) in accordance with the agreements for such transactions, the terms of which are fair and reasonable, and are in the interest of the Shareholders as a whole.

The Directors confirm that the Company has complied with the disclosure requirements of Chapter 14A of the Listing Rules in respect of all of its continuing connected transactions.

The Company's auditors were engaged to report on the Group's non-exempt continuing connected transactions in accordance with Hong Kong Standard on Assurance Engagements 3000 (Revised) "Assurance Engagements Other Than Audits or Reviews of Historical Financial Information" and with reference to Practice Note 740 "Auditor's Letter on Continuing Connected Transactions under the Hong Kong Listing Rules" issued by the Hong Kong Institute of Certified Public Accountants. The auditor has issued an unqualified letter containing its findings and conclusions in respect of the continuing connected transactions disclosed above.

The Directors confirm that the auditors have confirmed the matter set out in accordance with Rule 14A.56 of the Listing Rules.

Save as disclosed in this annual report, during the Reporting Period, there were no connected transactions or continuing connected transactions which are required to be disclosed by the Company in accordance with the provisions concerning the disclosure of connected transactions under Chapter 14A of the Listing Rules.

## RENEWAL OF CONTINUING CONNECTED TRANSACTION AGREEMENTS DUE TO EXPIRE IN 2020 AND 2021

### 2021 Property Lease Agreement

As the original property lease agreement will expire on February 28, 2021, and the Group is expected to carry on the transactions contemplated thereunder upon its expiry, Prinx (Shandong) Tire entered into the 2021 property lease agreement ("**2021 Property Lease Agreement**") with Chengshan Group on December 18, 2020, to renew the corresponding transactions contemplated under the existing property lease agreement. The scope of properties leased remains the same as the original property lease agreement. The term of the agreement is 34 months from March 1, 2021 to December 31, 2023.

The proposed annual caps for the transactions contemplated under the 2021 Property Lease Agreement for the years ending December 31, 2021, 2022 and 2023 are RMB8.0 million, RMB8.0 million and RMB8.0 million, respectively. In arriving at the annual caps for the transactions contemplated under the 2021 Property Lease Agreement, the Directors have considered (i) the historical rental amounts paid by the Group to Chengshan Group under the existing property lease agreement; (ii) the estimated total leased area; and (iii) the prevailing market rate of comparable property units in the local community.

As the Group has historically leased from Chengshan Group certain properties as office space, dormitories and staff canteen, it is in the interests of the Group in terms of cost, time and stability to enter into the 2021 Property Lease Agreement. The Directors consider it beneficial to renew the existing property lease agreement so long as the relevant rental fees and other terms are favourable to the Group, in order to avoid unnecessary disturbance to the Group's operations.

### 2021 Property Services Agreement

As the original property services agreement will expire on December 31, 2020, and the Group is expected to carry on the transactions contemplated thereunder upon its expiry, Prinx (Shandong) Tire entered into the 2021 property services agreement ("**2021 Property Services Agreement**") with Rongcheng Chengshan Properties on December 18, 2020, to renew the corresponding transactions contemplated under the existing property services agreement. The provision of services includes control of access to facilities, security, management of vehicles, cleaning, gardening, conference room management and repair and maintenance of common area and shared facilities. The term of the agreement is 3 years from January 1, 2021 to December 31, 2023.



The proposed annual caps for the transactions contemplated under the 2021 Property Services Agreement for the years ending December 31, 2021, 2022 and 2023 are RMB6.4 million, RMB6.4 million and RMB6.4 million, respectively. The above annual caps are arrived at based on (i) the historical amounts paid by the Group to Chengshan Group under the existing property services agreement; (ii) the new scope of services and management area that Chengshan Group is engaged by the Group for; and (iii) the prevailing market rates for similar services in the PRC.

The principal business of Chengshan Group includes property management. The Board considers that the provision of property management services by Chengshan Group helps to promote good property management service quality. The arrangement with Chengshan Group has been in place for a number of years, therefore so long as the relevant fees and other terms are favourable to the Group, in order to avoid unnecessary disturbance to the Group's operations, the Directors consider it beneficial to renew the existing property services agreement.

### 2021 Energy Management Framework Agreement

As the original energy management framework agreement (as amended by the supplemental agreement) will expire on December 31, 2020, and the Group is expected to carry on the transactions contemplated thereunder upon its expiry, Prinx (Shandong) Tire entered into the 2021 energy management framework agreement ("**2021 Energy Management Framework Agreement**") with Rongcheng Chengshan Energy-Saving Services on December 18, 2020, to renew the corresponding transactions contemplated under the existing energy management framework agreement. The scope of energy management services provided remains the same as the original energy management framework agreement. The term of the agreement is 3 years from January 1, 2021 to December 31, 2023.

The proposed annual caps for the transactions contemplated under the 2021 Energy Management Framework Agreement for the years ending December 31, 2021, 2022 and 2023 are RMB5.0 million, RMB5.0 million and RMB5.0 million, respectively. The term of the agreement is 3 years from January 1, 2021 to December 31, 2023.

In the specific implementation process of energy-saving services, the parties, through on-site measurement and technical exchanges, agreed that if Rongcheng Chengshan Energy-Saving Services carried out energy-saving renovation on the energy system of Prinx (Shandong) Tire, huge energy-saving benefits would be generated to Prinx (Shandong) Tire. The arrangement with Chengshan Group has been in place for a number of years and will achieve the goal of reducing Prinx (Shandong) Tire's electricity consumption cost, while ensuring the smooth running of the energy-saving renovation project. As such, the Directors consider it beneficial to renew the existing energy management framework agreement.

The proposed annual caps for the transactions contemplated under the 2021 Energy Management Framework Agreement for the years ending December 31, 2021, 2022 and 2023 are RMB5.0 million, RMB5.0 million and RMB5.0 million, respectively. The above annual caps are arrived at based on (i) the historical amounts paid by the Group to Chengshan Group under the existing energy management framework agreement; (ii) the expected energy-saving efficiency measures under the 2021 Energy Management Framework Agreement; (iii) the expected energy-saving renovation projects of Prinx (Shandong) Tire; and (iv) following arm's length negotiations between Rongcheng Chengshan Energy-Saving Services and Prinx (Shandong) Tire, with reference to previous prices and on the principle of fairness.

For the 2021 Property Services Agreement and 2021 Energy Management Framework Agreement, as one or more of the applicable percentage ratios for the annual caps contemplated under each of the agreements exceed 0.1% but all of which are less than 5%, the transactions contemplated thereunder are subject to the reporting and announcement requirements but exempt from the independent shareholder approval requirement under Rule 14A.76(2) of the Listing Rules.

For the 2021 Property Lease Agreement, the transaction under the 2021 Property Lease Agreement is regarded as an acquisition of asset under Rule 14.04(1)(a) of the Listing Rules. The value of the right-of-use asset recognized under the 2021 Property Lease Agreement is approximately RMB21.2 million. As the highest percentage ratio is more than 0.1% but less than 5%, the transaction is classified as a one-off connected transaction and is subject to announcement and reporting requirements but exempt from independent shareholders' approval requirement under Chapter 14A of the Listing Rules.

The Board (including the independent non-executive Directors) considers that the 2021 Property Services Agreement, 2021 Energy Management Framework Agreement and 2021 Property Lease Agreement ("**2021 Agreements**") are entered into in the Group's ordinary course of business, and the terms of the 2021 Agreements and the annual caps thereunder are on normal commercial terms or better and are fair and reasonable and in the interests of the Company and the Shareholders as a whole.

For details of the renewal of the continuing connected transaction agreements due to expire in 2020 and 2021, please refer to the announcements published by the Company on December 18, 2020 and December 30, 2020.

### **SANCTIONED BUSINESS ACTIVITIES**

For the year ended December 31, 2020, the Company fulfilled its undertakings to the Hong Kong Stock Exchange in relation to business with countries subject to laws and regulations related to economic sanctions, export controls, trade embargoes and wider prohibitions and restrictions on international trade and investment related activities, including those adopted, administered and enforced by the U.S. Government, the European Union and its member states, United Nations or the Government of Australia. Details of the Company's undertakings are set out in the section headed "Business — Business Activities in Countries subject to International Sanctions — Our Undertakings and Internal Control Procedures" in the Prospectus.

During the Reporting Period, no business had taken place between the Group and the countries subject to international sanctions.

### **CHARITY DONATIONS**

During the Reporting Period, the charitable and other donations made by the Group amounted to RMB7.0 million.

### **MATERIAL LEGAL PROCEEDING**

For the year ended December 31, 2020, the Company was not involved in any material legal proceeding or arbitration. To the best knowledge of the Directors, there is no material legal proceeding or claim which is pending or threatened against the Company.

## PERMITTED INDEMNITY PROVISIONS

The Company has arranged for appropriate insurance coverage for Directors' and officers' liabilities in respect of legal actions against its Directors and senior management arising from corporate activities.

According to the Articles of Association, the Directors, managing Directors, alternate Directors, auditors, secretary and other officers for the time being of the Company and the trustees (if any) for the time being acting in relation to any of the affairs of the Company, and their respective executors or administrators, shall be indemnified and secured harmless out of the assets of the Company from and against all actions, costs, charges, losses, damages and expenses which they or any of them, their or any of their executors or administrators, shall or may incur or sustain by reason of any act done, concurred in or omitted in or about the execution of their duty or supposed duty in their respective offices or trusts, except such (if any) as they shall incur or sustain through their own fraud or dishonesty, and none of them shall be answerable for the acts, receipts, neglects or defaults of any other of them, or for joining in any receipt for the sake of conformity, or for any bankers or other persons with whom any moneys or effects of the Company shall be lodged or deposited for safe custody, or for the insufficiency or deficiency of any security upon which any moneys of the Company shall be placed out or invested, or for any other loss, misfortune or damage which may arise in the execution of their respective offices or trusts, or in relation thereto, except as the same shall happen by or through their own fraud, dishonest, or recklessness. The Company may take out and pay the premium and other moneys for the maintenance of insurance, bonds and other instruments for the benefit either of the Company or the Directors (and/or other officers) or any of them to indemnify the Company and/or Directors (and/or other officers) named therein for this purpose against any loss, damage, liability and claim which they may suffer or sustain in connection with any breach by the Directors (and/or other officers) or any of them of their duties to the Company.

### Controlling Shareholder's Specific Performance Obligations under the Financing Agreement

On March 17, 2020, Prinx Thailand (as the borrower) and Bank of China (Hong Kong) Limited, Bank of China (Thai) Public Company Limited and The Hong Kong and Shanghai Banking Corporation Limited, Bangkok Branch (the "**Lenders**", as mandated lead arrangers and original lenders) entered into a facility agreement (the "**Agreement**") relating to US\$90 million facility with a term of four years after the date of the Agreement.

Under the Agreement, Prinx Thailand shall procure that:

- (a) Mr. Che Baozhen, Mr. Che Hongzhi and Ms. Li Xiuxiang (the "**Controlling Shareholders**") shall remain as the single largest shareholder of the Company; and
- (b) the Controlling Shareholders shall maintain management control over the Company.

Upon breach of the specific performance obligations, the Lenders will, among other things, have the power to cancel the commitments under the Agreement and declare all outstanding loan together with accrued interest, all other amounts accrued under the Agreement, and other finance documents immediately due and payable.

The details of the loan agreement with specific performance covenants are set out in the announcement issued by the Company on March 17, 2020.

## EVENTS AFTER THE BALANCE SHEET DATE

Other details of significant events occurring after the balance sheet date are set out in Note 38 to the consolidated financial statements.

## AUDIT COMMITTEE

The Audit Committee of the Company has, together with the management and the external auditor of the Company, reviewed the accounting principles and practices adopted by the Company as well as the audited consolidated financial statements for the year ended December 31, 2020.

## CORPORATE GOVERNANCE CODE

The Company is committed to maintaining high level of corporate governance practices. Information about the corporate governance practices adopted by the Company are set out in the Corporate Governance Report on pages 71 to 87 in this annual report.

## PUBLIC FLOAT

Based on the information that is publicly available to the Company and to the best knowledge of the Directors, at least 25% (being the minimum public float prescribed by the Hong Kong Stock Exchange and the Listing Rules) of the Company's entire issued share capital were held by the public at any time during the Reporting Period and up to the date of this annual report.

## AUDITOR

PricewaterhouseCoopers has been appointed as auditor for the year ended December 31, 2020. PricewaterhouseCoopers has audited the accompanying financial statements which were prepared in accordance with the HKFRSs.

PricewaterhouseCoopers is subject to retirement and, being eligible, offers itself for re-appointment at the forthcoming AGM. A resolution for re-appointment of PricewaterhouseCoopers as auditor will be proposed at the AGM.

By Order of the Board  
*Chairman and Non-executive Director*  
**Che Hongzhi**

Hong Kong, March 31, 2021

The Board is pleased to present the corporate governance report of the Company for the year ended December 31, 2020.

## CORPORATE GOVERNANCE PRACTICES

The Group is committed to maintaining a high standard of corporate governance through an effective board, segregation of duties with clear accountability, sound internal control, appropriate risk assessment procedures and transparency to all the Shareholders, to safeguard the interests of its Shareholders and enhance its value and accountability. The Company has adopted the Corporate Governance Code and Corporate Governance Report (the “**Corporate Governance Code**”) contained in Appendix 14 to the Listing Rules as its own corporate governance code. The Company has been in compliance with all applicable code provisions under the Corporate Governance Code for the year ended December 31, 2020. The Company will continue to review and monitor its corporate governance practices in order to ensure compliance with the Corporate Governance Code.

## BOARD OF DIRECTORS

### Responsibilities

The Board is responsible for the overall leadership of the Group, oversees the Group’s strategic decisions and monitors business and performance. The Board has delegated the authority and responsibility for day-to-day management and operation of the Group to the senior management of the Group. To oversee particular aspects of the Company’s affairs, the Board has established three Board committees, including the Audit Committee (the “**Audit Committee**”), the Nomination and Remuneration Committee (the “**Nomination and Remuneration Committee**”), the Development Strategy and Risk Management Committee (the “**Development Strategy and Risk Management Committee**”) (collectively, the “**Board Committees**”). The Board has delegated to the Board Committees responsibilities as set out in their respective terms of reference.

All Directors shall ensure that they carry out their duties in good faith, in compliance with applicable laws and regulations, and in the interests of the Company and its Shareholders at all times.

The Company has arranged appropriate insurance coverage in respect of liability arising from legal action against its Directors, and will conduct annual review on such insurance coverage.

## COMPOSITION OF THE BOARD OF DIRECTORS

As at the date of this annual report, the Board comprises three executive Directors, three non-executive Directors and three independent non-executive Directors as set out below:

### Executive Directors:

Che Baozhen (*Chief Executive Officer*)  
Shi Futao  
Cao Xueyu

### Non-executive Directors:

Che Hongzhi (*Chairman*)  
Wang Lei  
Shao Quanfeng (appointed on February 24, 2020)  
Chen Yansheng (resigned on February 24, 2020)



### **Independent non-executive Directors:**

Zhang Xuehuo  
Choi Tze Kit Sammy  
Wang Chuansheng

The biographies of the Directors are set out in section headed “Directors and Senior Management” in this annual report.

For the year ended December 31, 2020, the Board has met the requirements of Rules 3.10(1) and 3.10(2) of the Listing Rules relating to the appointment of at least three independent non-executive Directors with at least one possessing appropriate professional qualifications or accounting or related financial management expertise.

The Company has also complied with Rule 3.10A of the Listing Rules, which relates to the appointment of independent non-executive Directors representing at least one-third of the Board. Each of the independent non-executive Directors has confirmed his/her independence pursuant to Rule 3.13 of the Listing Rules and the Company considers each of them to be independent.

Save as disclosed in the biographies of the Directors as set out in the section headed “Directors and Senior Management” of this annual report, none of the Directors has any personal relationship (including financial, business, family or other material/relevant relationship) with any other Directors or any chief executive.

All Directors, including independent non-executive Directors, have brought a wide spectrum of valuable business experience, knowledge, and expertise to the Board for its efficient and effective functioning. Independent non-executive Directors are invited to serve on the Audit Committee and the Nomination and Remuneration Committee.

As regards to the code provision under the Corporate Governance Code requiring directors to disclose the number and nature of offices held in public companies or organizations and other significant commitments as well as their identity and the time involved to the issuer, the Directors have agreed to disclose their commitments to the Company in a timely manner.

### **INDUCTION AND CONTINUOUS PROFESSIONAL DEVELOPMENT**

All newly appointed Directors would be provided with necessary induction and information to ensure that they have a proper understanding of the Company’s operations and businesses as well as their responsibilities under relevant statutes, laws, rules, and regulations. The Company also arranges regular seminars to provide Directors with updates on latest development and changes in the Listing Rules and other relevant legal and regulatory requirements from time to time. The Directors are also provided with regular updates on the Company’s performance, position, and prospects to enable the Board as a whole and each Director to discharge their duties.

During the Reporting Period, all current Directors have received relevant training on corporate governance and regulatory issues, and have provided their training records. In view of the above, the Company considers that all Directors have complied with Code Provision A.6.5 of the Corporate Governance Code.

A summary of the continuous professional developments in relation to the business of the Group received by the Directors for the year ended December 31, 2020 is as follows:

<b>Name of Directors</b>	<b>Training Format</b>	<b>Training Content</b>
<b>Executive Directors</b>		
Che Baozhen	Training Courses/Seminars/ Conferences	Corporate Governance/Laws and Regulations/Industry Related
Shi Futao	Training Courses/Seminars/ Conferences	Corporate Governance/ Finance/Laws and Regulations/Industry Related
Cao Xueyu	Training Course/Workshops	Corporate Governance/Laws and Regulations/Finance
<b>Non-executive Directors</b>		
Che Hongzhi	Training Courses/Seminars/ Conferences	Corporate Governance/Laws and Regulations/Industry Related
Wang Lei	Training Courses/Seminars/ Conferences	Corporate Governance/Laws and Regulations/Industry Related
Chen Yansheng (Resigned on February 24, 2020)	Training Courses/Seminars/ Conferences	Corporate Governance/Laws and Regulations/Industry Related
Shao Quanfeng (Appointed on February 24, 2020)	Training Courses/Seminars/ Conferences	Corporate Governance/Laws and Regulations/Industry Related
<b>Independent Non-executive Directors</b>		
Zhang Xuehuo	Training Courses	Corporate Governance/Laws and Regulations
Choi Tze Kit Sammy	Training Courses/Seminars/ Conferences	Corporate Governance/Laws and Regulations/Finance
Wang Chuansheng	Training Courses/Forums/ Conference	Corporate Governance/ Industry Related

The Company encourages continuous professional development training for all the Directors to develop and refresh their knowledge and skills. The company secretary of the Company updates and provides the Directors with written training materials in relation to their roles, functions, and duties from time to time.

## CHAIRMAN AND CHIEF EXECUTIVE OFFICER

Under Code Provision A.2.1 of the Corporate Governance Code, the roles of chairman of the Board and chief executive officer should be separate and should not be performed by the same individual.

The positions of chairman of the Board (the “**Chairman**”) and chief executive officer of the Company (the “**Chief Executive Officer**”) are currently held by Mr. Che Hongzhi and Mr. Che Baozhen, respectively, and the two different positions are clearly defined by their respective functions. The Chairman is responsible for providing strategic recommendations and advice in respect of the Group’s development, while the Chief Executive Officer is responsible for the day-to-day operations of the Group.

Che Baozhen, the Chief Executive Officer, is the son of Mr. Che Hongzhi, the Chairman.

## APPOINTMENT AND RE-ELECTION OF DIRECTORS

Each of the executive Directors has entered into a service contract with the Company for term of three years from September 10, 2018, subject to termination in accordance with the requirements of the service contract.

Mr. Che Hongzhi and Mr. Wang Lei, both being the non-executive Directors, have entered into a service contract with the Company for a term of three years commencing from September 10, 2018, and are subject to termination in accordance with the requirements of the service contract.

Mr. Shao Quanfeng, the non-executive Director, has entered into a service contract with the Company for a term of three years commencing from February 24, 2020, and is subject to termination in accordance with the requirements of the service contract.

Each of the independent non-executive Directors has entered into a letter of appointment with the Company for term of three years commencing from September 10, 2018, and are subject to termination in accordance with the requirements of the service contract.

None of the Directors has a service contract with the Group which is not determinable by the Company within one year without the payment of compensation (other than statutory compensation).

The Directors are subject to retirement by rotation and re-election at each AGM in accordance with Articles 108 and 112 of the Articles of Association. Directors appointed as an addition to the Board or to fill a casual vacancy on the Board will be subject to re-election by the Shareholders at the next following AGM or the first general meeting of the Company respectively after the appointment. In addition, when an independent non-executive Director proposed for re-election has served the Company for more than nine years, his/her re-election will be subject to a separate resolution to be approved at the AGM.

The procedures and process of appointment, re-election, and removal of Directors are set out in the Articles of Association. The Nomination and Remuneration Committee is responsible for reviewing the Board composition, and for making recommendations to the Board on the appointment, re-election, and succession planning of Directors.

For the details of the Directors who will retire by rotation and offer themselves for re-election at the AGM, please see the section headed “Directors’ Report” in this annual report.

## **BOARD MEETINGS**

The Company adopts the practice of holding Board meetings regularly, at least four times a year, and at approximately quarterly intervals. Notices of no less than fourteen days are given for all regular Board meetings to provide all Directors with an opportunity to attend and include matters in the agenda for a regular meeting.

For other Board meetings and Board Committee meetings, reasonable notice is generally given by the Company. The agenda and accompanying Board papers are dispatched to the Directors or committee members at least three days before the Board meetings or Board Committee meetings to ensure that the Directors have sufficient time to review the papers and be adequately prepared for the meetings. When Directors or committee members are unable to attend a meeting, they will be advised of the matters to be discussed and given an opportunity to make their views known to the Chairman prior to the meeting. Minutes of meetings shall be kept by the company secretary with copies circulated to all Directors for information and records.

Minutes of the Board meetings and Board Committee meetings are recorded in sufficient detail on the matters considered by the Board and the Board Committees and the decisions reached, including any concerns raised by the Directors. Draft minutes of each Board meeting and Board Committee meeting are/will be sent to the Directors for comments within a reasonable time after the date on which the meeting is held. The minutes of the Board meetings are open for inspection by all Directors.

## **MODEL CODE FOR SECURITIES TRANSACTIONS**

The Company has adopted the Model Code as its own code of conduct regarding Directors' securities transactions. Specific enquiries have been made to all the Directors and each of the Directors has confirmed that he/she has complied with the required standards as set out in the Model Code for the year ended December 31, 2020.

## **DELEGATION BY THE BOARD**

The Board reserves for its decision on all major matters of the Company, including: approval and monitoring of all policy matters, overall strategies and budgets, internal control and risk management systems, material transactions (in particular those that may involve conflict of interests), financial information, appointment of Directors, and other significant financial and operational matters. Directors could have recourse to seek independent professional advice in performing their duties at the Company's expense. Directors are encouraged to access and to consult with the Company's senior management independently.

The daily management, administration, and operation of the Group are delegated to the senior management. The delegated functions and responsibilities are periodically reviewed by the Board. Approval has to be obtained from the Board prior to any significant transactions entered into by the management.

## CORPORATE GOVERNANCE FUNCTION

The Board confirmed that corporate governance is a collective responsibility of the Directors, whose corporate governance functions includes:

- (a) review and monitor the Company's policies and practices in complying with legal and regulatory requirements;
- (b) review and monitor the training and continuous professional development of the Directors and senior management;
- (c) develop, review, and monitor the code of conduct and compliance manual applicable to employees and the Directors;
- (d) develop and review the Company's corporate governance policies and practices, and make recommendations and report on related issues to the Board;
- (e) review the Company's compliance with the corporate governance code and disclosures in the Corporate Governance Report; and
- (f) review and monitor the Company's compliance with its whistleblowing policy.

## THE BOARD COMMITTEE

### Audit Committee

The Audit Committee comprises three members, all being independent non-executive Directors, namely Mr. Choi Tze Kit Sammy (Chairman), Mr. Wang Chuansheng and Mr. Zhang Xuehuo.

The terms of reference of the Audit Committee are published on the Hong Kong Stock Exchange's website and the Company's website. According to the terms of reference, the major duties of the Audit Committee are as follows:

1. make recommendations to the Board on the appointment, re-appointment, and/or removal of the external auditor, and approve the remuneration and terms of engagement of the external auditor, and consider any questions of resignation or dismissal of that auditor;
2. monitor the integrity of financial statements, annual reports and accounts, interim reports and, if prepared for publication, quarterly reports, and to review significant financial reporting judgments contained in them;
3. oversee the Company's risk management, financial reporting system, and internal control procedures;
4. oversee the Company's corporate governance functions, including reviewing and monitoring the Company's policies and practices on compliance with legal and regulatory requirements, and the training and continuous professional development of Directors and senior management; and
5. oversee the Company's continuing connected transactions, including holding meetings every six months to review the reports on continuing connected transactions.

The main work of the Audit Committee in 2020 was as follows:

- review the report on the 2020 audit plan;
- review the 2019 annual financial report;
- review the 2020 interim results report;
- discuss tax compliance matters;
- review the issues regarding connected transactions and continuing connected transactions in 2021;
- review the internal control of the Company for connected transactions and continuing connected transactions;
- discuss the Company's internal control system; and
- consider re-election of retiring directors at 2020 annual general meeting.

The Audit Committee has reviewed the audited consolidated financial statements for the year ended December 31, 2020.

### **Nomination and Remuneration Committee**

The Nomination and Remuneration Committee currently comprises three members, including two independent non-executive Directors, Mr. Zhang Xuehuo (Chairman) and Mr. Choi Tze Kit Sammy as well as executive Director, Mr. Che Baozhen.

The terms of reference of the Nomination and Remuneration Committee are published on the Hong Kong Stock Exchange's website and the Company's website. According to the terms of reference, the major duties of the Nomination and Remuneration Committee are as follows:

1. review the structure, size, and composition (including the skills, knowledge, and experience) of the Board at least annually and make recommendations on any proposed changes to the Board to complement the Company's corporate strategy;
2. make recommendations to the Board on the Company's policy and structure for all Directors' and senior management's remuneration and establishing a formal and transparent procedure for developing remuneration policy;
3. review and approve the management's remuneration proposals with reference to the Board's goals and objectives;
4. be responsible, as the Board shall direct, for making recommendations to the Board on the remuneration packages of individual executive Directors and senior management, including benefits in kind, pension rights, and compensation payments, including any compensation payable for loss or termination of their office or appointment;
5. make recommendations to the Board on the remuneration of non-executive Directors;

6. make recommendations to the Board on the appointment or reappointment of Directors and succession planning for Directors in particular the chairman of the Board and the managing director;
7. identify individuals suitably qualified to become Directors and select or make recommendations to the Board on the selection of individuals nominated for directorship;
8. consider salaries paid by comparable companies in the industry in which the Company operates, time commitment and responsibilities, and employment conditions elsewhere in the Group;
9. review and approve the compensation payable to executive Directors and senior management for any loss or termination of office or appointment in order to ensure that such compensation is consistent with the contractual terms and is otherwise fair and in line with market practice;
10. review and approve compensation arrangements relating to dismissal or removal of Directors for misconduct in order to ensure they are consistent with contractual terms and are otherwise reasonable and appropriate;
11. ensure that no Director or any of his/her associates (as defined in the Listing Rules) is involved in deciding his/her own remuneration;
12. review the policy of the Company and its subsidiaries and associated companies at the relevant time or, where the context so requires, in respect of the period before the Company became the holding company of its present subsidiaries and associated companies, the present subsidiaries and associated companies of the Company or the businesses operated by its present subsidiaries and associated companies or (as the case may be) its predecessor, on expense reimbursements for the Directors and senior management; and
13. assess the independence of independent non-executive Directors.

The Company has adopted a nomination policy ("**Nomination Policy**"). Pursuant to the Nomination Policy, the Nomination and Remuneration Committee assesses, selects, and recommends candidates for directors to the Board on criteria such as credibility, success, and experience in the tire manufacturing industry, time available to be invested, benefits of sectors represented by the candidates, and the diversity the candidates will bring to the Board. The recommendations of the Nomination and Remuneration Committee will then be put to the Board for decision.

The main work of the Nomination and Remuneration Committee in 2020 was as follows:

- review the structure, size, and composition of the Board;
- review and recommend to the Board the appointment of Mr. Shao Quanfeng as a non-executive Director, and provide advice to the Board on his remuneration;
- review the Board's diversity policy;
- review the remuneration of directors and senior management of the Company in 2019;

- review the remuneration policy and structure of the Company's Directors and senior management in 2020;
- discuss and review the engagement and remunerations of senior management;
- discuss and review the first-time vesting of the Options granted in 2019;
- discuss and review the proposal regarding the Options granted in 2020;
- discuss and review the Company's share option schemes and profit sharing schemes; and
- consider re-election of retiring directors at 2020 annual general meeting.

The Group actively attracts, selects and cultivates senior management talents to facilitate the implementation of the global development strategy. By implementing international, professional and diversified talent recruitment, training, evaluation and succession programs, the Group strengthens the pool of talents with international operation vision and diversified professional experience and skills, and provides talents with equal opportunities, inclusive corporate culture and a platform for sustainable development in various aspects such as organizational designing, leadership training, cultural construction, remunerations and incentive schemes.

## REMUNERATION OF DIRECTORS

The Company has made full disclosure of remunerations of Directors by name, amount, and type in Note 10 to the consolidated financial statements. No Director has waived or agreed to waive any remuneration for the year ended December 31, 2020.

## REMUNERATION OF SENIOR MANAGEMENT

The remuneration of senior management of the Company (whose biographies are set out on pages 40 to 44 of this annual report) for the year ended December 31, 2020 falls under the following bands:

### Band of Remuneration

Within HK\$1,000,000 (approximately RMB841,600)	1
HK\$1,000,001-HK\$2,000,000 (approximately RMB841,601-RMB1,683,200)	6
HK\$2,000,001-HK\$3,000,000 (approximately RMB1,683,201-RMB2,524,800)	0
HK\$3,000,001-HK\$4,000,000 (approximately RMB2,524,801-RMB3,366,400)	1



## BOARD DIVERSITY POLICY

The Company believes that the diversity of Board members will be immensely beneficial for the enhancement of the Company's performance. Therefore, the Company has adopted a Board diversity policy to ensure that the Company will, when determining the composition of the Board, consider board diversity in terms of, among other things, gender, age, cultural and educational background, ethnicity, professional experience, skills, knowledge, and length of service. All appointments by the Board will be based on meritocracy, and candidates will be considered against objective criteria, having due regard for the benefits of diversity on the Board. The Board diversity policy is summarized as follows:

The selection of candidates will be based on a series of diversity scopes, including but not limited to gender, age, cultural and educational background, ethnicity, professional experience, skills, knowledge, and length of service. The ultimate decision will be made according to the merits of candidates and their contribution to the Board.

In consideration of the expansion of business presence in domestic and overseas markets and operation scale of the Group, the Company has formulated the following Board diversity targets:

Within 3 years, through training or selection, the Company will ensure that the Board comprises the following Board members with professional capabilities and experience:

- 1) who possess an international vision and law-related professional background, and will be responsible for monitoring the international legal environment and improving the risk prevention mechanism in line with the implementation of the Group's internationalization strategy;
- 2) who have the industrial background and professional skills in the upstream and downstream of the industrial chain, and will contribute to the enhancement of the synergy between the upstream and downstream of the supply chain.

The Company will review the Board diversity policy and the relevant measurable targets based on its business operation and development needs, and monitor the progress towards the achievement of these targets.

As at the date of this annual report, the Board comprises nine Directors. Three of them are independent non-executive Directors, thereby promoting critical review and control of the management process. The Board is also characterized by significant diversity, whether considered in terms of gender, age, educational background, professional experience, skills, knowledge, and length of service.

## DEVELOPMENT STRATEGY AND RISK MANAGEMENT COMMITTEE

The Development Strategy and Risk Management Committee comprises three members including two independent non-executive Directors Mr. Wang Chuansheng and Mr. Zhang Xuehuo as well as non-executive Director Mr. Che Hongzhi (Chairman).

The terms of reference of the Development Strategy and Risk Management Committee are published on the Hong Kong Stock Exchange's website and the Company's website. According to the terms of reference, the major duties of the Development Strategy and Risk Management Committee are as follows:

1. understand and oversee the overall operation of the Company;
2. understand, analyse, and monitor the current situation of the international and domestic industry;
3. understand and oversee relevant national policies;
4. study the short, medium and long-term development strategies of the Company or the relevant issues;
5. provide consultancy advice on the Company's long-term development strategy and major decisions on major investments, reforms, etc.;
6. review and approve the special research report on the development strategies;
7. publish routine research reports on a regular or irregular basis;
8. review and make recommendations on the general objectives and basic policies of compliance management and risk management;
9. determine strategic structures and resources for the risk management of the Company, and ensure that they are compatible with the internal risk management policy of the Company;
10. review and make recommendations on the institutional set up and duties in relation to compliance management and risk management; oversee the Company's risk management and internal control systems on an ongoing basis, and ensure that a review of the effectiveness of the risk management and internal control systems of the Company and its subsidiaries has been conducted at least annually. The review shall cover all material controls, including financial, operational, and compliance controls, and shall, in particular, include:
  - i. the changes, since last annual review, in the nature and extent of significant risks, and the Company's ability to respond to changes in its business and the external environment;
  - ii. the scope and quality of management's ongoing monitoring of risks and the internal control systems, and its internal audit function;
  - iii. the extent and frequency of communication of monitoring results to the Board (or the special committees under it);

- iv. significant control failures or weaknesses that have been identified during the period, and the extent to which they have resulted in unforeseen outcomes or contingencies;
  - v. the effectiveness of the Company's procedures on financial reporting and compliance with the Listing Rules;
11. review and make recommendations on the institutional set up and duties in relation to compliance management and risk management, and ensure the adequacy of resources, staff qualifications and experience, training programs, and budget of the Company's accounting, internal audit and financial reporting functions;
  12. evaluate and advise on risks relating to major decisions to be considered and approved at the Board and the solutions to such major tasks;
  13. formulate the limits of major risks;
  14. supervise, examine, and make recommendations to the Board on relevant risk management policies;
  15. review and advise on compliance reports and risk evaluation reports to be reviewed by the Board; and
  16. perform such other duties determined by the Board and required by the Listing Rules or regulatory requirement of the place where the shares of the Company are listed.

The main work of the Development Strategy and Risk Management Committee in 2020 was as follows:

- conduct research on the Company's development strategy;
- continuously supervise the Company's risk management and internal control systems, and provide advice on the Company's compliance management;
- give advice on the Company's compliance management and risk management policies;
- discuss and review the Company's report on the risk management relating to the Pandemic;
- discuss and review the Company's report on the all-steel investment planning for the Phase II of the Thailand project;
- discuss and review the proposal on the expansion of production capacity in Shandong factory and adjustment of capital budget for 2020;
- discuss and review the Company's report on the semi-steel investment planning for the Phase II of the Thailand project; and
- discuss and review the proposal for approving the investment in the construction of domestic plant.

## DIRECTORS' ATTENDANCE RECORD AT MEETINGS

For the year ended December 31, 2020, the Company held 7 Board meetings, 4 Audit Committee meetings, 4 Nomination and Remuneration Committee meetings, 4 Development Strategy and Risk Management Committee meetings and one AGM.

The attendance record of each Director at the Board and Board Committee meetings and the general meetings of the Company held for the year ended December 31, 2020 is set out in the table below:

Name of Director	Board	Audit Committee	Nomination and Remuneration Committee	Development Strategy and Risk Management Committee	AGM
Mr. Che Baozhen	7/7			4/4	1/1
Ms. Cao Xueyu	7/7				1/1
Mr. Shi Futao	7/7				1/1
Mr. Che Hongzhi	7/7			4/4	1/1
Mr. Wang Lei	7/7				1/1
Mr. Chen Yansheng (Resigned on February 24, 2020) <sup>1</sup>	0/2				0/0
Shao Quanfeng (Appointed on February 24, 2020)	5/5				1/1
Mr. Zhang Xuehuo	7/7	4/4	4/4	4/4	1/1
Mr. Choi Tze Kit Sammy	7/7	4/4	4/4		1/1
Mr. Wang Chuansheng	7/7	4/4		4/4	1/1

<sup>1</sup> During the Reporting Period, Mr. Chen Yansheng authorized Mr. Shao Quanfeng as his alternate director to participate in two extraordinary Board meetings, and a written authorization had been issued to the Company and approved by the Board.

The Company will schedule at least four regular Board meetings each year and such number of Board committee meetings as required under the respective terms of reference to carry out the functions of the Board Committees. Meetings will also be arranged between the Chairman and the independent non-executive Directors without the presence of executive Directors and non-executive Directors.

## **DIRECTORS' RESPONSIBILITIES FOR FINANCIAL REPORTING IN RESPECT OF FINANCIAL STATEMENTS**

The Directors acknowledge their responsibility for preparing the financial statements of the Company for the year ended December 31, 2020 which give a true and fair view of the affairs of the Company and the Group and of the Group's results and cash flows.

The management has provided to the Board such explanation and information as are necessary to enable the Board to carry out an informed assessment of the Company's financial statements, which are put to the Board for approval.

The Directors were not aware of any material uncertainties relating to events or conditions which may cast significant doubt upon the Group's ability to continue as a going concern.

The statement by the auditors regarding their reporting responsibilities on the consolidated financial statements of the Company is set out in the Independent Auditor's Report on pages 88 to 92 of this annual report.

## **RISK MANAGEMENT AND INTERNAL CONTROL**

In the course of business operation, the Group is subject to various risks, including business risks, financial risks, compliance risks, operational and other risks, etc. The Board acknowledges its responsibility for the Group's risk management and internal control systems, and is responsible for reviewing the effectiveness of such systems. The Audit Committee is responsible for the Group's internal audit function, including reviewing the Group's financial records, internal control procedures, and risk management systems. The Development Strategy and Risk Management Committee is authorized by the Board to continuously oversee the risk management (including the sanctions risk exposure) and implementation of relevant internal control systems of the Group. Under the supervision of the Board, the Group's management are responsible for designing and implementing the risk management and internal control system of the Group. Such systems are established to manage rather than eliminate the risk of failure to achieve business objectives, and can only provide reasonable and not absolute assurance against material misstatement or loss.

The Group has established comprehensive risk management and internal control processes through which the Group monitor, evaluate, and manage the risks that it is exposed to in our business activities. The risk management procedure of the Group is based on the well-defined risk identification standards, risk monitor responsibilities and risk control measure of each major classification. The management of the Group actively monitors the macroeconomic, trend of tire industry, and changes of each jurisdiction's laws and regulations, and assesses the production expansion and the income and outcome and absorptive capacity of foreign investment. The risk management procedure of the Group clearly specifies the management duties, authorization, and approval of each side in respect of the major risk identification and management, and develops a clear written policy for significant risk management processes and circulate it to all managements and staffs. The Group has adopted a series of internal control policies, procedures, and programs designed to provide reasonable assurance for achieving objectives, including effective and efficient operations, reliable financial reporting, and compliance with applicable laws and regulations.

In order to effectively reduce unnecessary financial risks and operational risks, thus ensure the realization of corporate business objectives, the Group has set up a relatively independent internal control audit department to establish and improve the internal control system. The Group relied upon an independent consultant to review the functions, and has engaged an international consulting company (“**Consulting Company**”) in June 2019 to provide internal control consulting services targeting corporate governance for three years. On the one hand, the Consulting Company evaluates the internal control and risk management of the Group from a more objective and independent perspective, to enhance the Group’s internal control in an all-around way. On the other hand, the internal audit department of the Company participates fully in the evaluation of the internal control by the Consulting Company while continuously learning useful experience. This will also improve the professional capabilities of the internal control audit department of the Group.

The Directors and senior management of the Group receive training related to continuing disclosure obligation of listed company regularly. The Group has also engaged an external legal consultant and auditor to obtain its professional guidance on disclosure obligations in respect of inside information. The management of the Group is responsible for designing, implementing, and maintaining the effectiveness of the internal control system, which includes control of the compliance with disclosure obligations in respect of inside information. The Board is responsible for supervising and controlling the appropriateness and efficiency of the internal control measures carried by management.

The Group has adopted various measures to ensure the effective implementation of the internal control system, through the establishment of a team, the review of the Group’s internal control system, and the guidance in respect of the internal control policies, the responsibilities and duties of the listing company’s directors and management under the Listing Rules, and other applicable laws and regulations provided to the Directors, senior management and employees.

The Board performs an annual review of the Group’s risk management and internal control systems. During the Reporting Period, the Board confirmed that the Group’s risk management and internal control systems are adequate and effective after reviewing the effectiveness of the systems, which could effectively reduce the risks that may affect the Group to achieve its strategic objectives.

## AUDITOR’S REMUNERATION

The auditor’s approximate remuneration in respect of the audit and non-audit services provided to the Company for the year ended December 31, 2020 is as follows:

<b>Type of services</b>	<b>Amount (RMB)</b>
Audit services	2,213,542
Non-audit services (tax consulting)	115,500
<b>Total</b>	<b>2,329,042</b>

## JOINT COMPANY SECRETARY

On March 29, 2019, the Company has appointed Ms. Cao Xueyu, an executive Director, as its joint company secretary. The Company believes that Ms. Cao should be able to perform her responsibilities as the joint company secretary by virtue of her legal and compliance knowledge and past experience and her profound understanding of the Company's business and operations.

In order to uphold good corporate governance and ensure compliance with the Listing Rules and applicable Hong Kong laws, the Company also engages Ms. Lam Yuk Ling, manager of TMF Hong Kong Limited (a company secretarial service provider), as another joint company secretary. Mr. Shi Futao, an executive Director and Ms. Cao Xueyu, an executive Director and the joint company secretary of the Company, are their primary contact persons in the Company.

For the year ended December 31, 2020, Ms. Cao Xueyu and Ms. Lam Yuk Ling had undertaken no less than 15 hours of relevant professional training in compliance with Rule 3.29 of the Listing Rules.

## COMMUNICATION WITH SHAREHOLDERS AND INVESTOR RELATIONSHIP

The Company considers that effective communication with Shareholders is essential for enhancing investor relations and understanding of the Group's business, performance, and strategies. The Company also recognizes the importance of timely and non-selective disclosure of information on the Company for the Shareholders and investors to make informed investment decisions.

The AGMs provide opportunity for Shareholders to communicate directly with the Directors. The chairman of the Company and the chairmen of the Board Committees of the Company will attend the AGMs to answer Shareholders' questions. The auditor will also attend the AGMs to answer questions about the conduct of the audit, the preparation and content of the auditor's report, the accounting policies, and auditor's independence.

To promote effective communication and to build an inter-relationship and communication channel between the Company and the Shareholders, the Company adopts a Shareholders' communication policy and maintains a website at [www.prinxchengshan.com](http://www.prinxchengshan.com), where the up-to-date information on the Company's business operations and developments, financial information, corporate governance practices, and other information are available for public access.

## SHAREHOLDERS' RIGHTS

To safeguard the Shareholders' interests and rights, a separate resolution will be proposed for each issue at general meetings, including the election of individual directors.

All resolutions put forward at general meetings will be voted on by poll pursuant to the Listing Rules and the poll results will be posted on the websites of the Company and the Hong Kong Stock Exchange in a timely manner after each general meeting.

## CONVENING AN EXTRAORDINARY GENERAL MEETING AND PUTTING FORWARD PROPOSALS

According to the Articles of Association, the Shareholders may put forward proposals at the general meetings of the Company for consideration. Any one or more Shareholder(s) of the Company holding at the date of deposit of the requisition not less than one-tenth of the paid up capital of the Company carrying the right of voting at general meetings of the Company shall at all times have the right, by written requisition to the Board or the company secretary of the Company, to require an extraordinary general meeting to be convened by the Company for the transaction of any business specified in such requisition; and such meeting shall be held within two months after the deposit of such requisition. If within 21 days of such deposit the Board fails to proceed to convene such meeting, the requisitionist(s) himself/herself (themselves) may do so in the same manner, and all reasonable expenses incurred by the requisitionist(s) as a result of the failure of the Board to convene such general meeting shall be reimbursed to the requisitionist(s) by the Company.

As regards proposing a person for election as a Director, the procedures are available on the website of the Company.

## ENQUIRIES TO THE BOARD

Shareholders who intend to put forward their enquiries about the Company to the Board may send their enquiries to the Investor Relations of the Company at its headquarters through email at [investor@prinxchengshan.com](mailto:investor@prinxchengshan.com).

## AMENDMENTS TO CONSTITUTIONAL DOCUMENTS

The Memorandum of Association and the Articles of Association of the Company (the “**Memorandum and Articles**”) have been amended and restated, with effect from the Listing Date. No changes were made to the Memorandum and Articles during the Reporting Period.



# Independent Auditor's Report



羅兵咸永道

To the Shareholders of Prinx Chengshan (Cayman) Holding Limited  
(incorporated in the Cayman Islands with limited liability)

## Opinion

### What we have audited

The consolidated financial statements of Prinx Chengshan (Cayman) Holding Limited (the "Company") and its subsidiaries (the "Group") set out on pages 93 to 178, which comprise:

- the consolidated statement of financial position as at 31 December 2020;
- the consolidated statement of profit or loss for the year then ended;
- the consolidated statement of comprehensive income for the year then ended;
- the consolidated statement of changes in equity for the year then ended;
- the consolidated statement of cash flows for the year then ended; and
- the notes to the consolidated financial statements, which include a summary of significant accounting policies.

### Our opinion

In our opinion, the consolidated financial statements give a true and fair view of the consolidated financial position of the Group as at 31 December 2020, and of its consolidated financial performance and its consolidated cash flows for the year then ended in accordance with Hong Kong Financial Reporting Standards ("HKFRSs") issued by the Hong Kong Institute of Certified Public Accountants ("HKICPA") and have been properly prepared in compliance with the disclosure requirements of the Hong Kong Companies Ordinance.

## Basis for Opinion

We conducted our audit in accordance with Hong Kong Standards on Auditing ("HKSAAs") issued by the HKICPA. Our responsibilities under those standards are further described in the Auditor's Responsibilities for the Audit of the Consolidated Financial Statements section of our report.

We believe that the audit evidence we have obtained is sufficient and appropriate to provide a basis for our opinion.

### Independence

We are independent of the Group in accordance with the HKICPA's Code of Ethics for Professional Accountants ("the Code"), and we have fulfilled our other ethical responsibilities in accordance with the Code.

## Key Audit Matters

Key audit matters are those matters that, in our professional judgment, were of most significance in our audit of the consolidated financial statements of the current year. These matters were addressed in the context of our audit of the consolidated financial statements as a whole, and in forming our opinion thereon, and we do not provide a separate opinion on these matters.

Key audit matter identified in our audit is the recognition of provision for warranties.

Key Audit Matter	How our audit addressed the Key Audit Matter
<p><b>The recognition of provision for warranties</b></p> <p>Refer to note 2.20 (Provision), note 4(e) (Critical accounting estimates and judgments), note 9 (Expenses by nature) and note 31 (Provision for warranties) to the consolidated financial statements.</p> <p>As at 31 December 2020, the Group had provisions for warranties amounted to RMB69 million. The provisions for product warranties granted by the Group to customers are recognised based on estimated costs of warranty claims on products sold. The estimation of the warranty provisions includes a number of variable factors and assumptions: sales quantity, the percentage of the expected substitution occurred, future product costs.</p> <p>We focused on this area because of inherent level of management judgment and estimates required in calculating the amount of provisions needed as a result of the complex and subjective elements around these variable factors and assumptions.</p>	<p>We obtained an understanding of the management's internal control and assessment process of the recognition of warranty provisions and assessed the inherent risk of material misstatement by considering the degree of estimation uncertainty and level of other inherent risk factors such as complexity and subjectivity.</p> <p>We evaluated the outcome of prior period assessment of the recognition of warranty provisions to assess the effectiveness of management's estimation process.</p> <p>We evaluated and tested the key controls over the estimation of the warranty provisions.</p> <p>We agreed the financial information of historical claims to the after sales service system. Also we tested the historical claims input data of the after sales service system by checking to the supporting evidence on a sample basis.</p> <p>We tested management's warranty provision model, including:</p> <ul style="list-style-type: none"> <li>• We checked the sales contracts on a sample basis to evaluate whether the key assumptions in the warranty provision model is in accordance with the contract terms;</li> <li>• We checked the Group's sales quantity and amounts for the year ended 31 December 2020, and compared with related financial information and other supporting evidence on a sample basis;</li> <li>• We challenged and evaluated the management's assumptions on future product costs by comparing the trend of historical product costs, and taking into consideration of the latest market conditions;</li> <li>• We tested the mathematical accuracy of calculation based on management's warranty provision model;</li> <li>• We interviewed and confirmed with the management whether there are major product defects occurred during the year and/or subsequently in 2020, which may have significant impact on the warranty provisions recognised, and corroborating management's consideration by obtaining other supporting evidence.</li> </ul>

### Key Audit Matter

### How our audit addressed the Key Audit Matter

We assessed the adequacy of the disclosures related to the recognition of warranty provisions in the context of the applicable financial reporting framework.

We also considered whether the judgements made in selecting the models, significant assumptions and data would give rise to indicators of possible management bias.

Based on the procedures performed, we considered that the risk assessment of the recognition of warranty provisions remained appropriate and the methods, significant assumptions and data used by management in the assessment of the recognition of warranty provisions including the related disclosures were supported by the available evidence.

## Other Information

The directors of the Company are responsible for the other information. The other information comprises all of the information included in the annual report other than the consolidated financial statements and our auditor's report thereon.

Our opinion on the consolidated financial statements does not cover the other information and we do not express any form of assurance conclusion thereon.

In connection with our audit of the consolidated financial statements, our responsibility is to read the other information and, in doing so, consider whether the other information is materially inconsistent with the consolidated financial statements or our knowledge obtained in the audit or otherwise appears to be materially misstated.

If, based on the work we have performed, we conclude that there is a material misstatement of this other information, we are required to report that fact. We have nothing to report in this regard.

## Responsibilities of Directors and The Audit Committee for the Consolidated Financial Statements

The directors of the Company are responsible for the preparation of the consolidated financial statements that give a true and fair view in accordance with HKFRSs issued by the HKICPA and the disclosure requirements of the Hong Kong Companies Ordinance, and for such internal control as the directors determine is necessary to enable the preparation of consolidated financial statements that are free from material misstatement, whether due to fraud or error.

In preparing the consolidated financial statements, the directors are responsible for assessing the Group's ability to continue as a going concern, disclosing, as applicable, matters related to going concern and using the going concern basis of accounting unless the directors either intend to liquidate the Group or to cease operations, or have no realistic alternative but to do so.

The audit committee is responsible for overseeing the Group's financial reporting process.

## Auditor's Responsibilities for the Audit of the Consolidated Financial Statements

Our objectives are to obtain reasonable assurance about whether the consolidated financial statements as a whole are free from material misstatement, whether due to fraud or error, and to issue an auditor's report that includes our opinion. We report our opinion solely to you, as a body, and for no other purpose. We do not assume responsibility towards or accept liability to any other person for the contents of this report. Reasonable assurance is a high level of assurance, but is not a guarantee that an audit conducted in accordance with HKSA's will always detect a material misstatement when it exists. Misstatements can arise from fraud or error and are considered material if, individually or in the aggregate, they could reasonably be expected to influence the economic decisions of users taken on the basis of these consolidated financial statements.

As part of an audit in accordance with HKSA's, we exercise professional judgment and maintain professional scepticism throughout the audit. We also:

- Identify and assess the risks of material misstatement of the consolidated financial statements, whether due to fraud or error, design and perform audit procedures responsive to those risks, and obtain audit evidence that is sufficient and appropriate to provide a basis for our opinion. The risk of not detecting a material misstatement resulting from fraud is higher than for one resulting from error, as fraud may involve collusion, forgery, intentional omissions, misrepresentations, or the override of internal control.
- Obtain an understanding of internal control relevant to the audit in order to design audit procedures that are appropriate in the circumstances, but not for the purpose of expressing an opinion on the effectiveness of the Group's internal control.
- Evaluate the appropriateness of accounting policies used and the reasonableness of accounting estimates and related disclosures made by the directors.
- Conclude on the appropriateness of the directors' use of the going concern basis of accounting and, based on the audit evidence obtained, whether a material uncertainty exists related to events or conditions that may cast significant doubt on the Group's ability to continue as a going concern. If we conclude that a material uncertainty exists, we are required to draw attention in our auditor's report to the related disclosures in the consolidated financial statements or, if such disclosures are inadequate, to modify our opinion. Our conclusions are based on the audit evidence obtained up to the date of our auditor's report. However, future events or conditions may cause the Group to cease to continue as a going concern.
- Evaluate the overall presentation, structure and content of the consolidated financial statements, including the disclosures, and whether the consolidated financial statements represent the underlying transactions and events in a manner that achieves fair presentation.
- Obtain sufficient appropriate audit evidence regarding the financial information of the entities or business activities within the Group to express an opinion on the consolidated financial statements. We are responsible for the direction, supervision and performance of the group audit. We remain solely responsible for our audit opinion.

We communicate with the audit committee regarding, among other matters, the planned scope and timing of the audit and significant audit findings, including any significant deficiencies in internal control that we identify during our audit.

## *Independent Auditor's Report*

We also provide the audit committee with a statement that we have complied with relevant ethical requirements regarding independence, and to communicate with them all relationships and other matters that may reasonably be thought to bear on our independence, and where applicable, actions taken to eliminate threats or safeguards applied.

From the matters communicated with the audit committee, we determine those matters that were of most significance in the audit of the consolidated financial statements of the current year and are therefore the key audit matters. We describe these matters in our auditor's report unless law or regulation precludes public disclosure about the matter or when, in extremely rare circumstances, we determine that a matter should not be communicated in our report because the adverse consequences of doing so would reasonably be expected to outweigh the public interest benefits of such communication.

The engagement partner on the audit resulting in this independent auditor's report is CHAN Chiu Kong, Edmond.

**PricewaterhouseCoopers**  
*Certified Public Accountants*

Hong Kong, 31 March 2021

# Consolidated Statement of Profit or Loss

For the year ended 31 December 2020

	Note	Year ended 31 December	
		2020 RMB'000	2019 RMB'000
<b>Revenue</b>	6	<b>6,283,130</b>	5,588,988
Cost of sales	9	<b>(4,881,767)</b>	(4,513,714)
<b>Gross profit</b>		<b>1,401,363</b>	1,075,274
Selling and distribution expenses	9	<b>(391,225)</b>	(356,052)
Administrative expenses	9	<b>(175,775)</b>	(127,859)
Research and development costs	9	<b>(158,062)</b>	(125,459)
Other income	7	<b>42,420</b>	39,204
Other (losses)/gains — net	8	<b>(29,559)</b>	34,334
<b>Operating profit</b>		<b>689,162</b>	539,442
Finance income	11	<b>14,557</b>	17,370
Finance costs	11	<b>(5,428)</b>	(6,941)
Finance costs — net	11	<b>9,129</b>	10,429
Share of result of associates		<b>(75)</b>	133
<b>Profit before income tax</b>		<b>698,216</b>	550,004
Income tax expense	12(a)	<b>(93,468)</b>	(70,287)
<b>Profit for the year</b>		<b>604,748</b>	479,717
<b>Profit attributable to:</b>			
— Shareholders of the Company		<b>604,820</b>	479,717
— Non-controlling interests		<b>(72)</b>	—
		<b>604,748</b>	479,717
<b>Earnings per share for profit attributable to shareholders of the Company for the year</b>			
— Basic (RMB)	13	<b>0.95</b>	0.76
— Diluted (RMB)	13	<b>0.95</b>	0.76

The accompanying notes form an integral part of these consolidated financial statements.

# Consolidated Statement of Comprehensive Income

For the year ended 31 December 2020

	Note	Year ended 31 December	
		2020 RMB'000	2019 RMB'000
<b>Profit for the year</b>		<b>604,748</b>	479,717
<b>Other comprehensive (loss)/income:</b> <i>Item that may be reclassified subsequently to profit or loss</i>			
Currency translation differences		<b>(135,887)</b>	10,435
<b>Other comprehensive (loss)/income for the year, net of tax</b>		<b>(135,887)</b>	10,435
<b>Total comprehensive income for the year</b>		<b>468,861</b>	490,152
<b>Attributable to:</b>			
— Shareholders of the Company		<b>468,933</b>	490,152
— Non-controlling interests		<b>(72)</b>	—
<b>Total comprehensive income for the year</b>		<b>468,861</b>	490,152

The accompanying notes form an integral part of these consolidated financial statements.

# Consolidated Statement of Financial Position

As at 31 December 2020

	Note	As at 31 December	
		2020	2019
		RMB'000	RMB'000
<b>Assets</b>			
<b>Non-current assets</b>			
Property, plant and equipment	16	3,852,024	2,464,015
Right-of-use assets	17	125,009	110,687
Intangible assets	18	52,080	48,950
Investment in associates		6,308	6,233
Prepayments	23	8,467	44,111
		<b>4,043,888</b>	2,673,996
<b>Current assets</b>			
Inventories	20	973,517	755,191
Trade receivables	22	1,331,037	960,410
Prepayments, other receivables and other current assets	23	153,642	146,626
Financial assets at fair value through profit or loss	21	153,479	180,885
Amounts due from related parties	36(b)	215,370	72,740
Restricted cash	24	55,780	123,905
Cash and cash equivalents	24	563,165	914,495
		<b>3,445,990</b>	3,154,252
<b>Total assets</b>		<b>7,489,878</b>	5,828,248
<b>Equity and liabilities</b>			
<b>Equity attributable to shareholders of the Company</b>			
Share capital	25	200	199
Share premium	25	2,180,207	2,171,942
Reserves	27	1,599,179	1,241,788
		<b>3,779,586</b>	3,413,929
<b>Non-controlling interests</b>		<b>617</b>	389
<b>Total equity</b>		<b>3,780,203</b>	3,414,318



## Consolidated Statement of Financial Position

As at 31 December 2020

	Note	As at 31 December	
		2020 RMB'000	2019 RMB'000
<b>Liabilities</b>			
<b>Non-current liabilities</b>			
Bank borrowings	28	570,970	—
Lease liabilities	17	21,805	1,873
Deferred income	32	55,220	42,098
Deferred tax liabilities	33	57,766	47,945
		<b>705,761</b>	<b>91,916</b>
<b>Current liabilities</b>			
Trade payables	29	1,434,152	1,198,715
Other payables and accruals	30	1,232,937	597,173
Contract liabilities	5	81,676	46,431
Lease liabilities	17	9,208	8,808
Provision for warranties	31	69,482	76,221
Amounts due to related parties	36(b)	6,231	19,815
Current income tax liabilities		76,041	17,851
Bank borrowings	28	94,187	357,000
		<b>3,003,914</b>	<b>2,322,014</b>
<b>Total liabilities</b>		<b>3,709,675</b>	<b>2,413,930</b>
<b>Total equity and liabilities</b>		<b>7,489,878</b>	<b>5,828,248</b>

The accompany notes form an integral part of these consolidated financial statements.

The consolidated financial statements on pages 93 to 178 were approved by the Board of Directors on, 31 March 2021 and were signed on its behalf.

**Che Baozhen**  
Director

**Shi Futao**  
Director

# Consolidated Statement of Changes in Equity

For the year ended 31 December 2020

	Equity attributable to shareholders of the Company				Non- controlling interests RMB'000	Total equity RMB'000	
	Note	Share capital RMB'000 (Note 25)	Share premium RMB'000 (Note 25)	Reserves RMB'000 (Note 27)			Total RMB'000
<b>Balance at 1 January 2019</b>		199	2,171,942	873,942	3,046,083	(126)	3,045,957
<b>Comprehensive income</b>							
Profit for the year		—	—	479,717	479,717	—	479,717
<b>Other comprehensive income</b>							
Currency translation difference		—	—	10,435	10,435	—	10,435
<b>Total other comprehensive income, net of tax</b>		—	—	10,435	10,435	—	10,435
<b>Total comprehensive income</b>		—	—	490,152	490,152	—	490,152
<b>Transactions with shareholders</b>							
Acquisition of subsidiaries		—	—	—	—	498	498
Employee share option schemes		—	—	—	—	—	—
— value of employee services	26,27	—	—	6,966	6,966	—	6,966
Cash dividends	14	—	—	(129,272)	(129,272)	—	(129,272)
Capital contributions by non- controlling interests of subsidiaries		—	—	—	—	17	17
<b>Total transactions with shareholders</b>		—	—	(122,306)	(122,306)	515	(121,791)
<b>Balance at 31 December 2019</b>		199	2,171,942	1,241,788	3,413,929	389	3,414,318

## Consolidated Statement of Changes in Equity

For the year ended 31 December 2020

	Note	Equity attributable to shareholders of the Company			Non-controlling interests RMB'000	Total equity RMB'000
		Share capital RMB'000 (Note 25)	Share premium RMB'000 (Note 25)	Reserves RMB'000 (Note 27)		
<b>Balance at 1 January 2020</b>		<b>199</b>	<b>2,171,942</b>	<b>1,241,788</b>	<b>389</b>	<b>3,414,318</b>
<b>Comprehensive income</b>						
Profit for the year		—	—	604,820	(72)	604,748
<b>Other comprehensive income</b>						
Currency translation difference		—	—	(135,887)	—	(135,887)
<b>Total other comprehensive income, net of tax</b>		<b>—</b>	<b>—</b>	<b>(135,887)</b>	<b>—</b>	<b>(135,887)</b>
<b>Total comprehensive income</b>		<b>—</b>	<b>—</b>	<b>468,933</b>	<b>(72)</b>	<b>468,861</b>
<b>Transactions with shareholders</b>						
Employee share option schemes						
— issue of shares	25,27	1	8,265	(2,860)	—	5,406
— value of employee services	26,27	—	—	9,986	—	9,986
Cash dividends	14	—	—	(115,989)	—	(115,989)
Transactions with non-controlling interests		—	—	(2,679)	—	(2,679)
Capital contributions by non-controlling interests of subsidiaries		—	—	—	300	300
<b>Total transactions with shareholders</b>		<b>1</b>	<b>8,265</b>	<b>(111,542)</b>	<b>300</b>	<b>(102,976)</b>
<b>Balance at 31 December 2020</b>		<b>200</b>	<b>2,180,207</b>	<b>1,599,179</b>	<b>617</b>	<b>3,780,203</b>

The accompanying notes form an integral part of these consolidated financial statements.

# Consolidated Statement of Cash Flows

For the year ended 31 December 2020

	Note	Year ended 31 December	
		2020 RMB'000	2019 RMB'000
<b>Cash flows from operating activities</b>			
Cash generated from operations	34(a)	692,624	707,722
Interest paid		(17,481)	(13,497)
Income tax paid		(25,456)	(44,534)
Net cash generated from operating activities		649,687	649,691
<b>Cash flows from investing activities</b>			
Purchases of property, plant and equipment		(1,226,007)	(1,343,951)
Proceeds from government grants		18,445	—
Investment in an associate		—	(3,900)
Proceeds from disposal of property, plant and equipment	34(b)	1,293	4,108
Purchase of intangible assets	18	(5,775)	(2,063)
Repayment of loans granted to a third party		2,000	2,000
Purchase of financial assets at fair value through profit or loss	21	(3,319,400)	(2,898,670)
Proceeds from disposal of financial assets at fair value through profit or loss	21	3,349,537	3,228,670
Acquisition of a subsidiary, net of cash and cash equivalents		—	1,163
Proceeds from dividend of financial assets at fair value through profit or loss	8	—	4,759
Interest received		5,866	17,448
Net cash used in investing activities		(1,174,041)	(990,436)

## Consolidated Statement of Cash Flows

For the year ended 31 December 2020

	Note	Year ended 31 December	
		2020 RMB'000	2019 RMB'000
<b>Cash flows from financing activities</b>			
Proceeds from borrowings	34	762,284	357,000
Repayments of borrowings	34	(434,124)	(350,000)
Loans granted from a related party	36(a)	—	612
Repayments of loans from related parties	36(a)	—	(4,191)
Payment of listing expenses		—	(1,647)
Payment of lease liabilities	34	(9,184)	(9,141)
Employee share option scheme — issuance of share		5,407	—
Cash dividends paid		(112,902)	(132,256)
Transactions with non-controlling interests		(2,679)	—
Capital contribution by non-controlling shareholders		300	17
Net cash generated from/(used in) financing activities		209,102	(139,606)
<b>Net decrease in cash and cash equivalents</b>		(315,252)	(480,351)
Cash and cash equivalents at the beginning of year	24	914,495	1,385,348
Exchange (loss)/gain on cash and cash equivalents		(36,078)	9,498
<b>Cash and cash equivalents at the end of year</b>	24	563,165	914,495

The accompanying notes form an integral part of these consolidated financial statements.

## 1 General information, reorganisation and basis presentation

### 1.1 General information

Prinx Chengshan (Cayman) Holding Limited (the “Company”) was incorporated in Cayman Islands on 22 May 2015 as an exempted company with limited liability under the Companies Law, Cap.22 (Law 3 of 1961, as consolidated and revised) of the Cayman Islands. The address of the Company’s registered office is Windward 3, Regatta Office Park, P.O. Box 1350, Grand Cayman KY1-1108, Cayman Islands. The Company’s shares have been listed on The Stock Exchange of Hong Kong Limited (“HKSE”) since 9 October 2018.

The Company is an investment holding company and its subsidiaries (together “the Group”) are principally engaged in the manufacturing and sales of tire products in the People’s Republic of China (the “PRC”), Thailand, America, Asia and other global markets.

The immediate holding company of the Group is Chengshan Group Co., Ltd. (“Chengshan Group”), which is ultimately held as to 76.76% by Mr. Che Baozhen and his spouse, Ms Bi Wenjing, Mr. Che Hongzhi and his spouse, Ms Li Xiuxiang (collectively the “Controlling Shareholders”) and other individual shareholders.

These consolidated financial statements are presented in thousands of Renminbi (“RMB’000”) and were approved for issue by the Board of Directors on 31 March 2021.

## 2 Summary of significant accounting policies

The principal accounting policies applied in the preparation of these consolidated financial statements are set out below. These policies have been consistently applied to all the years presented, unless otherwise stated.

### 2.1 Basis of preparation

#### (i) **Compliance with HKFRS and HKCO**

The consolidated financial statements of the Group have been prepared in accordance with Hong Kong Financial Reporting Standards (“HKFRSs”) and disclosure requirements of Hong Kong Companies Ordinance Cap. 622.

#### (ii) **Historical cost convention**

The consolidated financial statements have been prepared under the historical cost convention, as modified by the revaluation of financial instruments at fair value through profit or loss.

The preparation of financial statements in conformity with HKFRSs requires the use of certain critical accounting estimates. It also requires management to exercise its judgment in the process of applying the Group’s accounting policies. The areas involving a higher degree of judgment or complexity, or areas where assumptions and estimates are significant to the consolidated financial statements, are disclosed in Note 4.

## Notes to the Consolidated Financial Statements

For the year ended 31 December 2020

## 2 Summary of significant accounting policies (Continued)

### 2.1 Basis of preparation (Continued)

#### (iii) New and amended standards adopted by the Group

A number of new or amended standards became applicable for the current reporting period. The Group did not change its accounting policies or make retrospective adjustments as a result of adopting these standards.

<b>Standards</b>	<b>Key requirements</b>	<b>Effective for annual periods beginning on or after</b>
HKAS 1 and HKAS 8 (Amendments)	Definition of Material	January 1, 2020
HKFRS 3 (Amendments)	Definition of a Business	January 1, 2020
Revised Conceptual Framework	Revised Conceptual Framework for Financial Reporting	January 1, 2020
HKFRS 9, HKAS 39 and HKFRS 7 (Amendments)	Interest Rate Benchmark Reform	January 1, 2020
HKFRS 16 (Amendments)	Covid-19-related Rent Concessions	June 1, 2020

The amendments listed above did not have any significant impact on the amounts recognised in prior periods and are not expected to significantly affect the current or future periods.

## 2 Summary of significant accounting policies (Continued)

### 2.1 Basis of preparation (Continued)

#### (iv) New standards and interpretations not yet adopted

A number of new standards and amendments to standards and interpretations that are relevant to the Group but not yet effective for the financial year beginning at 1 January 2020 and have not been early adopted by the Group are as follows:

Standards	Key requirements	Effective for annual periods beginning on or after
HKAS 1 (Amendments)	Classification of Liabilities as Current or Non-current	January 1, 2023
HKAS 16 (Amendments)	Property, Plant and Equipment: Proceeds before intended use	January 1, 2022
HKAS 37 (Amendments)	Onerous Contracts — Cost of Fulfilling a Contract	January 1, 2022
HKFRS 3 (Amendments)	Reference to the Conceptual Framework	January 1, 2022
HKFRS 17	Insurance contracts	January 1, 2023
HKFRS 10 and HKAS 28 (Amendments)	Sale or contribution of assets between an investor and its associate or joint venture	To be determined
Annual Improvements to HKFRS Standards 2018–2020		January 1, 2022

These standards are not expected to have a material impact on the Group in the current or future reporting periods and on foreseeable future transactions.



## Notes to the Consolidated Financial Statements

For the year ended 31 December 2020

## 2 Summary of significant accounting policies (Continued)

### 2.2 Principles of consolidation and equity accounting

#### 2.2.1 Subsidiaries

Subsidiaries are all entities (including structured entities) over which the Group has control. The Group controls an entity when the Group is exposed to, or has rights to, variable returns from its involvement with the entity and has the ability to affect those returns through its power to direct the activities of the entity. Subsidiaries are fully consolidated from the date on which control is transferred to the Group. They are deconsolidated from the date that control ceases.

The acquisition method of accounting is used to account for business combinations by the Group.

Inter-company transactions, balances and unrealised gains on transactions between group companies are eliminated. Unrealised losses are also eliminated unless the transaction provides evidence of an impairment of the transferred asset. Accounting policies of subsidiaries have been changed where necessary to ensure consistency with the policies adopted by the Group.

Non-controlling interests in the results and equity of subsidiaries are shown separately in the consolidated statement of profit or loss, statement of comprehensive income, statement of changes in equity and balance sheet respectively.

#### 2.2.2 Associates

Associates are all entities over which the Group has significant influence but not control or joint control. This is generally the case where the Group holds between 20% and 50% of the voting rights. Investments in associates are accounted for using the equity method of accounting (see Note 2.2.3 below), after initially being recognised at cost.

#### 2.2.3 Equity method

Under the equity method of accounting, the investments are initially recognised at cost and adjusted thereafter to recognise the Group's share of the post-acquisition profits or losses of the investee in profit or loss, and the Group's share of movements in other comprehensive income of the investee in other comprehensive income. Dividends received or receivable from associates are recognised as a reduction in the carrying amount of the investment.

Where the Group's share of losses in an equity-accounted investment equals or exceeds its interest in the entity, including any other unsecured long-term receivables, the Group does not recognise further losses, unless it has incurred obligations or made payments on behalf of the other entity.

## 2 Summary of significant accounting policies (Continued)

### 2.2 Principles of consolidation and equity accounting (Continued)

#### 2.2.3 Equity method (Continued)

Unrealised gains on transactions between the Group and its associates are eliminated to the extent of the Group's interest in these entities. Unrealised losses are also eliminated unless the transaction provides evidence of an impairment of the asset transferred. Accounting policies of equity-accounted investees have been changed where necessary to ensure consistency with the policies adopted by the Group.

The carrying amount of equity-accounted investments is tested for impairment in accordance with the policy described in Note 2.7.

#### 2.2.4 Changes in ownership interests

The Group treats transactions with non-controlling interests that do not result in a loss of control as transactions with the shareholders of the Group. A change in ownership interest results in an adjustment between the carrying amounts of the controlling and non-controlling interests to reflect their relative interests in the subsidiary. Any difference between the amount of the adjustment to non-controlling interests and any consideration paid or received is recognised in a separate reserve within equity attributable to Shareholders of the Company.

When the Group ceases to consolidate or equity account for an investment because of a loss of control or significant influence, any retained interest in the entity is remeasured to its fair value with the change in carrying amount recognised in profit or loss. This fair value becomes the initial carrying amount for the purposes of subsequently accounting for the retained interest as an associate, joint venture or financial asset. In addition, any amounts previously recognised in other comprehensive income in respect of that entity are accounted for as if the Group had directly disposed of the related assets or liabilities. This may mean that amounts previously recognised in other comprehensive income are reclassified to profit or loss or transferred to another category of equity as specified/permitted by applicable HKFRSs.

If the ownership interest in an associate is reduced but significant influence is retained, only a proportionate share of the amounts previously recognised in other comprehensive income are reclassified to profit or loss where appropriate.

## 2 Summary of significant accounting policies (Continued)

### 2.2 Principles of consolidation and equity accounting (Continued)

#### 2.2.5 Business combination

The acquisition method of accounting is used to account for all business combinations, regardless of whether equity instruments or other assets are acquired. The consideration transferred for the acquisition of a subsidiary comprises the:

- fair values of the assets transferred
- liabilities incurred to the former owners of the acquired business
- equity interests issued by the Group
- fair value of any asset or liability resulting from a contingent consideration arrangement, and
- fair value of any pre-existing equity interest in the subsidiary

Identifiable assets acquired and liabilities and contingent liabilities assumed in a business combination are, with limited exceptions, measured initially at their fair values at the acquisition date. The Group recognises any non-controlling interest in the acquired entity on an acquisition-by-acquisition basis either at fair value or at the non-controlling interest's proportionate share of the acquired entity's net identifiable assets.

Acquisition-related costs are expensed as incurred.

The excess of the:

- consideration transferred,
- amount of any non-controlling interest in the acquired entity, and
- acquisition-date fair value of any previous equity interest in the acquired entity

over the fair value of the net identifiable assets acquired is recorded as goodwill. If those amounts are less than the fair value of the net identifiable assets of the business acquired, the difference is recognised directly in profit or loss as a bargain purchase.

## 2 Summary of significant accounting policies (Continued)

### 2.2 Principles of consolidation and equity accounting (Continued)

#### 2.2.5 Business combination (Continued)

Where settlement of any part of cash consideration is deferred, the amounts payable in the future are discounted to their present value as at the date of exchange. The discount rate used is the entity's incremental borrowing rate, being the rate at which a similar borrowing could be obtained from an independent financier under comparable terms and conditions. Contingent consideration is classified either as equity or a financial liability. Amounts classified as a financial liability are subsequently remeasured to fair value with changes in fair value recognised in profit or loss.

If the business combination is achieved in stages, the acquisition date carrying value of the acquirer's previously held equity interest in the acquiree is remeasured to fair value at the acquisition date. Any gains or losses arising from such remeasurement are recognised in profit or loss.

#### 2.2.6 Separate financial statements

Investments in subsidiaries are accounted for at cost less impairment. Cost includes direct attributable costs of investment. The results of subsidiaries are accounted for by the Company on the basis of dividend received and receivable.

Impairment testing of the investments in subsidiaries is required upon receiving a dividend from these investments if the dividend exceeds the total comprehensive income of the subsidiary in the period the dividend is declared or if the carrying amount of the investment in the separate financial statements exceeds the carrying amount in the consolidated financial statements of the investee's net assets including goodwill.

### 2.3 Segment reporting

Operating segments are reported in a manner consistent with the internal reporting provided to the chief operating decision-maker. The chief operating decision-maker, who is responsible for allocating resources and assessing performance of the operating segments, has been identified as the executive directors that make strategic decisions.

## Notes to the Consolidated Financial Statements

For the year ended 31 December 2020

## 2 Summary of significant accounting policies (Continued)

### 2.4 Foreign currency translation

#### (a) Functional and presentation currency

Items included in the financial statements of each of the Group's entities are measured using the currency of the primary economic environment in which the entity operates (the "functional currency"). The consolidated financial statements are presented in RMB, which is the Group's presentation currency.

#### (b) Transactions and balances

Foreign currency transactions are translated into the functional currency using the exchange rates at the dates of the transactions. Foreign exchange gains and losses resulting from the settlement of such transactions and from the translation of monetary assets and liabilities denominated in foreign currencies at year end exchange rates are generally recognised in profit or loss. They are deferred in equity if they relate to qualifying cash flow hedges and qualifying net investment hedges or are attributable to part of the net investment in a foreign operation.

Foreign exchange gains and losses that relate to borrowings and cash and cash equivalents are presented in the consolidated statements of profit or loss within 'finance costs — net'. All other foreign exchange gains and losses are presented in the consolidated statements of profit or loss within 'other gains/(losses) — net'.

#### (c) Group companies

The results and financial position of all the Group entities (none of which has the currency of a hyper-inflationary economy) that have a functional currency different from the presentation currency are translated into the presentation currency as follows:

- (a) assets and liabilities for each statement of financial position presented are translated at the closing rate at the date of that statement of financial position;
- (b) income and expenses for each statement of profit or loss and statement of comprehensive income are translated at average exchange rates (unless this average is not a reasonable approximation of the cumulative effect of the rates prevailing on the transaction dates, in which case income and expenses are translated at the rate on the dates of the transactions); and
- (c) all resulting currency translation differences are recognised in other comprehensive income.

## 2 Summary of significant accounting policies (Continued)

### 2.5 Property, plant and equipment

Property, plant and equipment is stated at historical cost less depreciation. Historical cost includes expenditure that is directly attributable to the acquisition of the items.

Subsequent costs are included in the asset's carrying amount or recognised as a separate asset, as appropriate, only when it is probable that future economic benefits associated with the item will flow to the Group and the cost of the item can be measured reliably. The carrying amount of any component accounted for as a separate asset is derecognised when replaced. All other repairs and maintenance are charged to profit or loss during the financial period in which they are incurred.

Land is not depreciated, Other property and equipment, or each significant part of an item of property or equipment, are depreciated by the straight-line method over the following estimated useful lives:

— Buildings	30 years
— Machinery and factory equipment	5–14 years
— Furniture and fixtures	5–10 years
— Vehicles	5 years
— Toolings	5 years

The assets' residual values and useful lives are reviewed, and adjusted if appropriate, at the end of each reporting period.

An asset's carrying amount is written down immediately to its recoverable amount if the asset's carrying amount is greater than its estimated recoverable amount (Note 2.7).

Gains and losses on disposals are determined by comparing the proceeds with the carrying amount and are recognised within 'other (losses)/gains — net' in the consolidated statements of profit or loss.

### 2.6 Intangible assets

#### (a) Goodwill

Goodwill is measured as described in Note 2.2.5 and Note 2.7. Goodwill on acquisitions of subsidiaries is included in intangible assets. Goodwill is not amortised but it is tested for impairment annually, or more frequently if events or changes in circumstances indicate that it might be impaired, and is carried at cost less accumulated impairment losses. Gains and losses on the disposal of an entity include the carrying amount of goodwill relating to the entity sold.

Goodwill is allocated to cash-generating units for the purpose of impairment testing. The allocation is made to those cash-generating units or groups of cash-generating units that are expected to benefit from the business combination in which the goodwill arose. The units or groups of units are identified at the lowest level at which goodwill is monitored for internal management purposes, being the operating segments.

## Notes to the Consolidated Financial Statements

For the year ended 31 December 2020

## 2 Summary of significant accounting policies (Continued)

### 2.6 Intangible assets (Continued)

#### (b) Trademarks

Separately acquired trademarks are shown at historical cost. Trademarks have a finite useful life and are carried at cost less accumulated amortisation. Amortisation is calculated using the straight-line method to allocate the cost of licences over their estimated useful lives of 5–10 years based on the expected use in future operating plan.

#### (c) Contractual customer relationships

Contractual customer relationships acquired in a business combination are recognised at fair value at the acquisition date. The contractual customer relationships have a finite useful life and are carried at cost less accumulated amortisation. Amortisation is calculated using the straight-line method over the expected life of 5 years based on the contract terms.

#### (d) Computer software

Acquired computer software is capitalised on the basis of the cost incurred to acquire and bring to use the specific software. These costs are amortised over the estimated useful life of 3–5 years.

#### (e) Unpatented and patented technology

Development costs that are directly attributable to the design and testing of unpatented and patented technology are recognised as intangible assets and amortised using the straight-line method over their estimated useful life of 10 years.

### 2.7 Impairment of non-financial assets

Goodwill and intangible assets that have an indefinite useful life are not subject to amortisation and are tested annually for impairment, or more frequently if events or changes in circumstances indicate that they might be impaired. Other assets are tested for impairment whenever events or changes in circumstances indicate that the carrying amount may not be recoverable. An impairment loss is recognised for the amount by which the asset's carrying amount exceeds its recoverable amount. The recoverable amount is the higher of an asset's fair value less costs of disposal and value in use. For the purposes of assessing impairment, assets are grouped at the lowest levels for which there are separately identifiable cash inflows which are largely independent of the cash inflows from other assets or groups of assets (cash-generating units). Non-financial assets other than goodwill that suffered an impairment are reviewed for possible reversal of the impairment at the end of each reporting period.

## 2 Summary of significant accounting policies (Continued)

### 2.8 Financial assets

#### (i) Classification

- those to be measured subsequently at fair value (either through other comprehensive income, or through profit or loss), and
- those to be measured at amortized cost.

The classification depends on the Group's business model for managing the financial assets and the contractual terms of the cash flows.

For assets measured at fair value, gains and losses will either be recorded in profit or loss or other comprehensive income. For investments in debt instruments, this will depend on the business model in which the investment is held. For investments in equity instruments that are not held for trading, this will depend on whether the Group has made an irrevocable election at the time of initial recognition to account for the equity investment at fair value through other comprehensive income.

See Note 19a for details of each type of financial asset.

The Group reclassifies debt investments when and only when its business model for managing those assets changes.

#### (ii) Recognition and derecognition

Regular way purchases and sales of financial assets are recognised on trade-date, the date on which the Group commits to purchase or sell the asset. Financial assets are derecognised when the rights to receive cash flows from the financial assets have expired or have been transferred and the Group has transferred substantially all the risks and rewards of ownership.

#### (iii) Measurement

At initial recognition, the Group measures a financial asset at its fair value plus, in the case of a financial asset not at fair value through profit or loss, transaction costs that are directly attributable to the acquisition of the financial asset. Transaction costs of financial assets carried at fair value through profit or loss are recorded in profit or loss.

Financial assets with embedded derivatives are considered in their entirety when determining whether their cash flows are solely payment of principal and interest.



## Notes to the Consolidated Financial Statements

For the year ended 31 December 2020

## 2 Summary of significant accounting policies (Continued)

### 2.8 Financial assets (Continued)

#### (iii) Measurement (Continued)

##### *Debt instruments*

Subsequent measurement of debt instruments depends on the Group's business model for managing the asset and the cash flow characteristics of the asset. There are three measurement categories into which the Group classifies its debt instruments:

- **Amortized cost:** Assets that are held for collection of contractual cash flows where those cash flows represent solely payments of principal and interest are measured at amortized cost. Any gain or loss arising on derecognition is recognised directly in profit or loss and presented in other gains/(losses) together with foreign exchange gains and losses. Impairment losses are presented as separate line item in the statement of profit or loss. Interest income from these financial assets is included in finance income or other income using the effective interest method.
- **Fair value through other comprehensive income ("FVOCI"):** Assets that are held for collection of contractual cash flows and for selling the financial assets, where the assets' cash flows represent solely payments of principal and interest, are measured at FVOCI. Movements in the carrying amount are taken through other comprehensive income, except for the recognition of impairment gains or losses, interest income and foreign exchange gains and losses which are recognized in profit or loss. When the financial asset is derecognized, the cumulative gain or loss previously recognized in other comprehensive income is reclassified from equity to profit or loss and recognized in other gains/(losses) — net. Interest income from these financial assets is included in finance income or other income using the effective interest method. Foreign exchange gains and losses are presented in other gains/(losses) and impairment expenses are presented as separate line item in the statement of profit or loss.
- **Fair value through profit or loss ("FVPL"):** Assets that do not meet the criteria for amortized cost or FVOCI are measured at fair value through profit or loss. A gain or loss on a debt investment that is subsequently measured at fair value through profit or loss and is not part of a hedging relationship is recognized in profit or loss and presented net in the statement of profit or loss within other losses/gains, net in the period in which it arises.

## 2 Summary of significant accounting policies (Continued)

### 2.8 Financial assets (Continued)

#### (iii) Measurement (Continued)

##### *Equity instruments*

The Group subsequently measures all equity investments at fair value. Where the Group's management has elected to present fair value gains and losses on equity investments in other comprehensive income, there is no subsequent reclassification of fair value gains and losses to profit or loss following the derecognition of the investment. Dividends from such investments continue to be recognized in profit or loss as other income when the Group's right to receive payments is established.

Changes in the fair value of financial assets at fair value through profit or loss are recognized in other gains/(losses) — net in the consolidated income statements. Impairment losses (and reversal of impairment losses) on equity investments measured at FVOCI are not reported separately from other changes in fair value.

#### (iv) Impairment

The Group assesses on a forward looking basis the expected credit losses associated with its debt instruments carried at amortized cost. The impairment methodology applied depends on whether there has been a significant increase in credit risk. Note 3.1(b) details how the Group determines whether there has been a significant increase in credit risk.

For trade receivables, the Group applies the simplified approach permitted by HKFRS 9, which requires expected lifetime losses to be recognized from initial recognition of the receivables.

### 2.9 Offsetting financial instruments

Financial assets and liabilities are offset and the net amount is reported in the statement of financial position when there is a legally enforceable right to offset the recognised amounts and there is an intention to settle on a net basis, or realise the assets and settle the liabilities simultaneously. The legally enforceable right must not be contingent on future events and must be enforceable in the normal course of business and in the event of default, insolvency or bankruptcy of the Company or the counterparty.

### 2.10 Inventories

Inventories are stated at the lower of cost and net realisable value. Cost is determined using the weighted average method. The cost of finished goods and work in progress comprises raw materials, direct labour, other direct costs and related production overheads (based on normal operating capacity). It excludes borrowing costs. Net realisable value is the estimated selling price in the ordinary course of business less the estimated costs of completion and the estimated costs necessary to make the sale.

## Notes to the Consolidated Financial Statements

For the year ended 31 December 2020

## 2 Summary of significant accounting policies (Continued)

### 2.11 Trade and other receivables

Trade receivables are amounts due from customers for merchandise sold or services performed in the ordinary course of business. If collection of trade and other receivables is expected in one year or less (or in the normal operating cycle of the business if longer), they are classified as current assets. If not, they are presented as non-current assets.

Trade and other receivables are recognised initially at fair value and subsequently measured at amortised cost using the effective interest method, less allowance for impairment. See Note 2.8 for a description of the Group's impairment policies.

### 2.12 Cash and cash equivalents

In the consolidated statement of cash flows, cash and cash equivalents include cash in hand, deposits held at call with banks, other short-term highly liquid investments with original maturities of three months or less.

### 2.13 Share capital

Ordinary shares are classified as equity.

Incremental costs directly attributable to the issue of new shares or options are shown in equity as a deduction, net of tax, from the proceeds.

### 2.14 Trade and other payables

Trade payables are obligations to pay for goods or services that have been acquired in the ordinary course of business from suppliers. Trade payables are classified as current liabilities if payment is due within one year or less (or in the normal operating cycle of the business if longer). If not, they are presented as non-current liabilities.

Trade payables are recognised initially at fair value and subsequently measured at amortised cost using the effective interest method.

## 2 Summary of significant accounting policies (Continued)

### 2.15 Borrowings

Borrowings are recognised initially at fair value, net of transaction costs incurred. Borrowings are subsequently carried at amortised cost; any difference between the proceeds (net of transaction costs) and the redemption value is recognised in the consolidated statements of profit or loss over the period of the borrowings using the effective interest method.

Fees paid on the establishment of loan facilities are recognised as transaction costs of the loan to the extent that it is probable that some or all of the facility will be drawn down. In this case, the fee is deferred until the draw-down occurs. To the extent there is no evidence that it is probable that some or all of the facility will be drawn down, the fee is capitalised as a pre-payment for liquidity services and amortised over the period of the facility to which it relates.

Borrowings are removed from the consolidated statements of financial position when the obligation specified in the contract is discharged, cancelled or expired. The difference between the carrying amount of a financial liability that has been extinguished or transferred to another party and the consideration paid, including any non-cash assets transferred or liabilities assumed, is recognised in profit or loss as other income or finance costs.

Borrowings are classified as current liabilities unless the Group has an unconditional right to defer settlement of the liability for at least 12 months after the end of the reporting period.

### 2.16 Borrowing costs

General and specific borrowing costs directly attributable to the acquisition, construction or production of qualifying assets, which are assets that necessarily take a substantial period of time to get ready for their intended use or sale, are added to the cost of those assets, until such time as the assets are substantially ready for their intended use or sale.

Investment income earned on the temporary investment of specific borrowings pending their expenditure on qualifying assets is deducted from the borrowing costs eligible for capitalisation.

All other borrowing costs are recognised in profit or loss in the period in which they are incurred.

## 2 Summary of significant accounting policies (Continued)

### 2.17 Current and deferred income tax

The tax expense for the period comprises current and deferred tax. Tax is recognised in the consolidated statements of profit or loss, except to the extent that it relates to items recognised in other comprehensive income or directly in equity. In this case, the tax is also recognised in other comprehensive income or directly in equity, respectively.

#### (a) Current income tax

The current income tax charge is calculated on the basis of the tax laws enacted or substantively enacted at the balance sheet date in the countries where the Company's subsidiaries and associates operate and generate taxable income. Management periodically evaluates positions taken in tax returns with respect to situations in which applicable tax regulation is subject to interpretation. It establishes provisions where appropriate on the basis of amounts expected to be paid to the tax authorities.

#### (b) Deferred income tax

Deferred income tax is recognised, using the liability method, on temporary differences arising between the tax bases of assets and liabilities and their carrying amounts in the consolidated financial statements. However, deferred tax liabilities are not recognised if they arise from the initial recognition of goodwill, the deferred income tax is not accounted for if it arises from initial recognition of an asset or liability in a transaction other than a business combination that at the time of the transaction affects neither accounting nor taxable profit or loss. Deferred income tax is determined using tax rates (and laws) that have been enacted or substantively enacted by the balance sheet date and are expected to apply when the related deferred tax asset is realised or the deferred tax liability is settled.

Deferred income tax assets are recognised only to the extent that it is probable that future taxable profit will be available against which the temporary differences can be utilised.

Deferred income tax liabilities are provided on taxable temporary differences arising from investments in subsidiaries, except for deferred tax liability where the timing of the reversal of the temporary difference is controlled by the Group and it is probable that the temporary difference will not reverse in the foreseeable future.

#### (c) Offsetting

Deferred income tax assets and liabilities are offset when there is a legally enforceable right to offset current tax assets against current tax liabilities and when the deferred income tax assets and liabilities relate to income taxes levied by the same taxation authority on either the taxable entity or different taxable entities where there is an intention to settle the balances on a net basis.

## 2 Summary of significant accounting policies (Continued)

### 2.18 Employee benefits

#### (a) Pension obligations

A defined contribution plan is a pension plan under which the Group pays fixed contributions into a separate entity. The Group pays contributions to publicly or privately administered pension insurance plans on a mandatory, contractual or voluntary basis. The Group has no further payment obligations once the contributions have been paid. The contributions are recognised as employee benefit expense when they are due.

#### (b) Other employee benefits

In addition to pension obligation, all Mainland China employees of the Group participate in various employee social security plans, including medical, housing and other welfare benefits, organised and administered by the governmental authorities. According to the relevant regulations, the premiums and welfare benefit contributions that should be borne by the Group are calculated based on percentages of the total salary of employees (or on other basis), subject to a certain ceiling, and are paid to the labour and social welfare authorities.

The Group has no further payment obligations once the contributions have been paid. The Group's contributions to these plans are charged to the consolidated statement of profit or loss as incurred.

### 2.19 Share-based payments

Share-based compensation benefits are provided to employees via the employee share option scheme. Information relating to this scheme is set out in Note 26.

#### Employee share options

The fair value of options granted under the employee share option scheme is recognised as an employee benefits expense with a corresponding increase in equity. The total amount to be expensed is determined by reference to the fair value of the options granted:

- including any market performance conditions (eg the entity's share price)
- excluding the impact of any service and non-market performance vesting conditions (eg profitability, sales growth targets and remaining an employee of the entity over a specified time period), and
- including the impact of any non-vesting conditions (eg the requirement for employees to save or hold shares for a specific period of time).

Non-market performance and service vesting conditions are included in assumptions about the number of options that are expected to vest. The total expense is recognised over the vesting period, which is the period over which all of the specified vesting conditions are to be satisfied.

## Notes to the Consolidated Financial Statements

For the year ended 31 December 2020

## 2 Summary of significant accounting policies (Continued)

### 2.19 Share-based payments (Continued)

#### **Employee share options** (Continued)

At the end of each reporting period, the Group revises its estimates of the number of options that are expected to vest based on the non-marketing performance and service vesting conditions. It recognises the impact of the revision to original estimates, if any, in the consolidated statement of comprehensive income, with a corresponding adjustment to equity.

Where shares are forfeited due to a failure by the employee to satisfy the service conditions, any expenses previously recognised in relation to such shares are reversed effective the date of the forfeiture.

The cash subscribed for the shares issued when the options are exercised is credited to share capital (nominal value) and share premium, net of any directly attributable transaction costs.

The grant by the Company of options over its equity instruments to the employees of subsidiary undertakings in the Group is treated as a capital contribution. The fair value of employee services received, measured by reference to the grant date fair value, is recognised over the vesting period as an increase to investment in subsidiary undertakings, with a corresponding credit to equity in the parent entity accounts.

### 2.20 Provision

Provisions are recognised when the Group has a present legal or constructive obligation as a result of past events; it is probable that an outflow of resources will be required to settle the obligation; and the amount has been reliably estimated. Restructuring provisions comprise lease termination penalties and employee termination payments. Provisions are not recognised for future operating losses.

Where there are a number of similar obligations, the likelihood that an outflow will be required in settlement is determined by considering the class of obligations as a whole. A provision is recognised even if the likelihood of an outflow with respect to any one item included in the same class of obligations may be small.

Provisions are measured at the present value of the expenditures expected to be required to settle the obligation using a pre-tax rate that reflects current market assessments of the time value of money and the risks specific to the obligation. The increase in the provision due to passage of time is recognised as interest expense.

## 2 Summary of significant accounting policies (Continued)

### 2.21 Government assistance and grants

Grants from the government are recognised at their fair value where there is a reasonable assurance that the grant will be received and the Group will comply with all the attached conditions.

Government grants relating to costs are deferred and recognised as other income in the consolidated statements of profit or loss over the period necessary to match them with the costs that they are intended to compensate.

Government grants relating to the purchase of property, plant and equipment are included in non-current liabilities as deferred income and are credited to profit or loss on a straight-line basis over the expected lives of the related assets.

### 2.22 Revenue recognition

Revenue is measured at the fair value of the consideration received and receivable, and represents amounts receivable for goods supplied or service performed, stated net of rebates and returns. The Group recognises revenue when the amount of revenue can be reliably measured; when it is probable that future economic benefits will flow to the entity; and when specific criteria have been met for each of the Group's activities, as described below. The Group bases its estimates of returns on historical results, taking into consideration the type of customers, the type of transactions and the specifics of each arrangement.

#### **Sales of products**

Revenue from the sale of good directly to the customers is recognized at the point that the control of the inventories have passed to the customers, which is primarily upon the acceptance of the products by the customers. The customers have full discretion over the products, and there is no unfulfilled obligation that could affect the customers' acceptance of the products. The Group collects cash or bank acceptance notes from the customers before or upon deliveries of products through banks. Cash or bank acceptance notes collected from the customers before product delivery is recognized as contract liabilities (Note 5).

The Group's obligation to repair or replace faulty products under the standard warranty terms, which cannot be purchased separately and serve as an assurance that the products sold comply with agreed-upon specifications at the time of sale, is recognised as a provision.



## Notes to the Consolidated Financial Statements

For the year ended 31 December 2020

## 2 Summary of significant accounting policies (Continued)

### 2.23 Interest income

Interest income from financial assets at FVPL is included in the net fair value gains/(losses) on these assets.

Interest income on financial assets at amortised cost and financial assets at FVOCI calculated using the effective interest method is recognised in the statement of profit or loss as part of other income for investment purpose.

Interest income is presented as finance income where it is earned from financial assets that are held for cash management purposes. Any other interest income is included in other income.

Interest income is calculated by applying the effective interest rate to the gross carrying amount of a financial asset except for financial assets that subsequently become credit-impaired. For credit-impaired financial assets the effective interest rate is applied to the net carrying amount of the financial asset (after deduction of the loss allowance).

### 2.24 Leases

Leases are recognised as a right-of-use asset and a corresponding liability at the date at which the leased asset is available for use by the Group.

The Group leases various offices and apartments. Rental contracts are typically made for fixed periods but may have extension options as described below. Lease terms are negotiated on an individual basis and contain a wide range of different terms and conditions. The lease agreements do not impose any covenants, but leased assets may not be used as security for borrowing purposes.

Each lease payment is allocated between the liability and finance cost. The finance cost is charged to profit or loss over the lease period so as to produce a constant periodic rate of interest on the remaining balance of the liability for each period. The right-of-use asset is depreciated over the shorter of the asset's useful life and the lease term on a straight-line basis.

Assets and liabilities arising from a lease are initially measured on a present value basis. Lease liabilities include the net present value of fixed payments (including in-substance fixed payments).

The lease payments are discounted using incremental borrowing rate of the Group which the Group would have to pay to borrow the funds necessary to obtain an asset of similar value in a similar economic environment with similar terms and conditions.

To determine the incremental borrowing rate, the Group uses recent third-party financing received by the individual lessee as a starting point, adjusted to reflect changes in financing conditions since third party financing was received.

## 2 Summary of significant accounting policies (Continued)

### 2.24 Leases (Continued)

Right-of-use assets are measured at cost comprising the amount of the initial measurement of lease liability and any lease payments made at or before the commencement date. Depreciation on right-of-use assets is calculated using the straight-line method to allocate their cost to their residual values over their estimated lease period.

Payments associated with short-term leases and leases of low-value assets are recognised on a straight-line basis as an expense in profit or loss. Short-term leases are leases with a lease term of 12 months or less.

Extension options are included in the offices and apartments leases across the Group. These terms are used to maximise operational flexibility in terms of managing contracts. The majority of extension options held are exercisable only by the Group and not by the respective lessor.

In determining the lease term, the Group considers all facts and circumstances that create an economic incentive to exercise an extension option. Extension options are only included in the lease term if the lease is reasonably certain to be extended.

Lease income from operating leases where the Group is a lessor is recognised in income on a straight-line basis over the lease term. Initial direct costs incurred in obtaining an operating lease are added to the carrying amount of the underlying asset and recognised as expense over the lease term on the same basis as lease income. The respective leased assets are included in the balance sheet based on their nature. The Group had no assets held as lessor during the year ended 31 December 2020.

### 2.25 Research and development costs

Research costs are expensed as incurred. Development costs that are directly attributable to the design and testing of identifiable and unique products are recognised as intangible assets when the following criteria are met:

- it is technically feasible to complete the product so that it will be available for use;
- management intends to complete the product and use or sell it;
- there is an ability to use or sell the product;
- it can be demonstrated how the product will generate probable future economic benefits;
- adequate technical, financial and other resources to complete the development of the product are available; and
- the expenditure attributable to the product during its development can be reliably measured.

## Notes to the Consolidated Financial Statements

For the year ended 31 December 2020

### 2 Summary of significant accounting policies (Continued)

#### 2.25 Research and development costs (Continued)

Directly attributable costs that are capitalised as part of the product cost includes employee costs for new manufacture technology development and an appropriate portion of relevant overheads. Costs associated with maintaining new manufacture technology programmes are recognised as an expense as incurred.

Other development costs that do not meet these criteria are recognised as an expense as incurred. Development costs previously recognised as an expense are not recognised as an asset in a subsequent period.

#### 2.26 Dividend distribution

Dividend distribution to the Company's shareholders is recognised as a liability in the Group's and the Company's financial statements in the period in which the dividends are approved by the Company's directors or shareholders, where appropriates.

#### 2.27 Earnings per share

##### (a) Basic earnings per share

Basic earnings per share is calculated by dividing the profit attributable to owners of the Company, excluding any costs of servicing equity other than ordinary shares by the weighted average number of ordinary shares outstanding during the financial year.

##### (b) Diluted earnings per share

Diluted earnings per share adjusts the figures used in the determination of basic earnings per share to take into account:

- the weighted average number of additional ordinary shares that would have been outstanding assuming the conversion of all dilutive potential ordinary shares.

### 3 Financial risk management

#### 3.1 Financial risk factors

The Group's activities expose it to a variety of financial risks: market risk (including foreign exchange risk, cash flow interest rate risk and fair value interest rate risk), credit risk and liquidity risk. The Group's overall risk management programme focuses on the unpredictability of financial markets and seeks to minimise potential adverse effects on the Group's financial performance.

##### (a) Market risk

###### (i) Foreign exchange

Foreign exchange risk arises when future commercial transactions or recognised assets and liabilities are dominated in a currency that is not the Group entities' functional currency. The Group mainly operates in the PRC and is therefore exposed to foreign currency risks arising from some currency exposures, mainly with respect to USD due to certain financial assets and liabilities that denominated in USD. The Group also operates in Thailand and is exposed to foreign currency exposures on assets and liabilities that are not denominated in USD, the functional currency of the Thailand operation. However, the financial exposure is not expected to be material for the Thailand operation as at 31 December 2019 and 2020.

### 3 Financial risk management (Continued)

#### 3.1 Financial risk factors (Continued)

##### (a) Market risk (Continued)

##### (i) Foreign exchange (Continued)

As at 31 December 2019 and 2020, if USD had weakened/strengthened by 5% against RMB, with all other variables held constant, post-tax profit for each year would have changed mainly as a result of foreign exchange losses/gains on translation of USD denominated cash and cash equivalent, trade receivables and trade payables in RMB functional currency subsidiaries. Details of the changes are as follows:

	<b>As at 31 December</b>	
	<b>2020</b> <b>RMB'000</b>	2019 <i>RMB'000</i>
Year ended:		
Post-tax profit (decrease)/increase		
— Weakened 5% against RMB	<b>(10,171)</b>	(21,822)
— Strengthened 5% against RMB	<b>10,171</b>	21,822

As at 31 December 2019 and 2020, if USD had weakened/strengthened by 5% against RMB, with all other variables held constant, other comprehensive income for each year would have changed mainly as a result of the translation of financial statements of USD functional currency entities to RMB. Details of the changes are as follows:

	<b>As at 31 December</b>	
	<b>2020</b> <b>RMB'000</b>	2019 <i>RMB'000</i>
Year ended:		
Other comprehensive income (decrease)/increase		
— Weakened 5% against RMB	<b>(91,874)</b>	(65,409)
— Strengthened 5% against RMB	<b>91,874</b>	65,409

## Notes to the Consolidated Financial Statements

For the year ended 31 December 2020

### 3 Financial risk management (Continued)

#### 3.1 Financial risk factors (Continued)

##### (a) Market risk (Continued)

##### (ii) Cash flow and fair value interest rate risk

The Group's interest rate risk arises from bank borrowings. Bank borrowings obtained at floating rates expose the Group to cash flow interest rate risk, and if at fixed rates expose the Group to fair value interest-rate risk. The interest rates and bank borrowings are disclosed in Note 28.

As at 31 December 2020 and 2019, the Group's cash flow interest rate risk is relatively low.

##### (b) Credit risk

The Group is exposed to credit risk in relation to its trade and other receivables and cash deposits at banks. The carrying amounts of trade and other receivables, amounts due from related parties, cash and cash equivalents and restricted cash represent the Group's maximum exposure to credit risk in relation to financial assets.

The Group expects that there is no significant credit risk associated with cash deposits at banks since they are substantially deposited at state-owned banks and other medium or large-sized listed banks. Management does not expect that there will be any significant losses from non-performance by these counterparties.

The Group has large number of customers and there was no concentration of credit risk. The Group has monitoring procedures to ensure that follow-up action is taken to recover overdue debts. In addition, the Group reviews the recoverability of these receivables at the end of each reporting period to ensure that adequate impairment losses are made for irrecoverable amounts.

### 3 Financial risk management (Continued)

#### 3.1 Financial risk factors (Continued)

##### (b) Credit risk (Continued)

The Group considers the probability of default upon initial recognition of asset and whether there has been a significant increase in credit risk on an ongoing basis throughout each reporting period. To assess whether there is a significant increase in credit risk, the Group compares the risk of a default occurring on the asset as at the reporting date with the risk of default as at the date of initial recognition. It considers available reasonable and supportive forwarding-looking information. Especially the following indicators are incorporated:

- internal credit rating;
- external credit rating;
- actual or expected significant adverse changes in business, financial or economic conditions that are expected to cause a significant change to the customer's ability to meet its obligations;
- actual or expected significant changes in the operating results of the debtor/customer;
- significant changes in the expected performance and behaviour of the customer, including changes in the payment status of customer in the Group and changes in the operating results of the customer.

##### (i) Amounts due from related parties and other receivables

As at 31 December 2020, the Group has assessed that the expected credit loss rates for amounts due from related parties and other receivables were immaterial. Thus no loss allowance for these receivables was recognised.

## Notes to the Consolidated Financial Statements

For the year ended 31 December 2020

### 3 Financial risk management (Continued)

#### 3.1 Financial risk factors (Continued)

##### (b) Credit risk (Continued)

##### (ii) Trade receivables

The Group applies the simplified approach to provide for expected credit losses prescribed by HKFRS 9, which permits the use of the lifetime expected loss provision for all trade receivables.

To measure the expected credit losses, trade receivables have been grouped based on shared credit risk characteristics presented in Noted 19b and the days past due. The expected loss rates are based on the payment profiles of sales over a period of 3 years before 31 December 2020 or 31 December 2019 respectively and the corresponding historical credit losses experienced within this period. The historical loss rates are adjusted to reflect current and forward-looking information on factors affecting the ability of the customers to settle the receivables.

As at 31 December 2020 and 2019, the loss allowance for trade receivables was determined as follows.

	Current	Up to 1 year	1 to 2 years	2 to 3 years	Over 3 years	Total
<b>31 December 2020</b>						
Expected loss rate	0.8%	1%	20%	50%	100%	—
Gross carrying amount (RMB'000)	1,205,817	130,442	6,308	1,839	2,505	1,346,911
Loss allowance (RMB'000)	(9,883)	(1,304)	(1,262)	(920)	(2,505)	(15,874)
<b>31 December 2019</b>						
Expected loss rate	0.9%	1%	20%	50%	100%	—
Gross carrying amount (RMB'000)	862,196	104,641	2,242	677	2,617	972,373
Loss allowance (RMB'000)	(7,513)	(1,046)	(448)	(339)	(2,617)	(11,963)

In prior year, for trade receivables, the Group performs ongoing credit evaluations of its debtors' financial condition and does not require collateral from the debtors on the outstanding balances. Based on the expected recoverability and timing for collection of the outstanding balances, the Group maintains a provision for doubtful accounts and actual losses incurred have been within management's expectations.

Note 22 also details the closing loss allowances for trade receivables as at 31 December 2020 reconcile to the opening loss allowances.

### 3 Financial risk management (Continued)

#### 3.1 Financial risk factors (Continued)

##### (c) Liquidity risk

Cash flow forecasting is performed in the operating entities of the Group in and aggregated by the Group finance. Group finance monitors rolling forecasts of the Group's liquidity requirements to ensure it has sufficient cash to meet operational needs. Such forecasting takes into consideration the Group's debt financing plans, covenant compliance, compliance with internal balance sheet ratio targets and, if applicable external regulatory or legal requirements, for example, currency restrictions.

The table below analyses the Group's non-derivative financial liabilities into relevant maturity groupings based on the remaining period at the balance sheet date to the contractual maturity date. The amounts disclosed in the table are the contractual undiscounted cash flows.

	Less than 1 year RMB'000	Between 1 and 2 years RMB'000	Between 2 and 5 years RMB'000	Over 5 years RMB'000	Total RMB'000
<b>At 31 December 2020</b>					
Bank borrowings	94,187	87,500	362,735	120,735	665,157
Interest payables for bank borrowings	15,176	13,275	20,652	4,413	53,516
Amount due to related parties	6,231	—	—	—	6,231
Trade payables	1,434,152	—	—	—	1,434,152
Other payables	1,030,330	—	—	—	1,030,330
Lease liabilities	9,208	21,805	—	—	31,013
	<u>2,589,284</u>	<u>122,580</u>	<u>383,387</u>	<u>125,148</u>	<u>3,220,399</u>
<b>At 31 December 2019</b>					
Bank borrowings	357,000	—	—	—	357,000
Interest payables for bank borrowings	10,637	—	—	—	10,637
Amount due to related parties	19,815	—	—	—	19,815
Trade payables	1,198,715	—	—	—	1,198,715
Other payables	453,495	—	—	—	453,495
Lease liabilities	8,808	1,873	—	—	10,681
	<u>2,048,470</u>	<u>1,873</u>	<u>—</u>	<u>—</u>	<u>2,050,343</u>



## Notes to the Consolidated Financial Statements

For the year ended 31 December 2020

### 3 Financial risk management (Continued)

#### 3.2 Capital management

The Group's objectives when managing capital are to safeguard the Group's ability to continue as a going concern in order to provide returns for shareholders and benefits for other stakeholders, and to maintain an optimal capital structure to reduce the cost of capital.

In order to maintain or adjust the capital structure, the Group may adjust the amount of dividends paid to shareholders, return capital to shareholders or sell assets to reduce debt.

The Group monitors on the basis of the gearing ratio. This ratio is calculated as net surplus/debt divided by total capital. Net surplus/debt is calculated as total borrowings (including "current and non-current borrowings" as shown in the consolidated statements of financial positions) less cash and cash equivalents and restricted cash. Total capital is calculated as total equity plus net surplus/debt.

The gearing ratios as at 31 December 2020 and 2019 were as follows:

	As at 31 December	
	2020 RMB'000	2019 RMB'000
Bank borrowings (Note 28)	665,157	357,000
Total Lease liabilities (Note 17)	31,013	10,681
Less: Cash and cash equivalents (Note 24)	(563,165)	(914,495)
Restricted cash (Note 24)	(55,780)	(123,905)
Net debt/(surplus)	77,225	(670,719)
Total equity	3,780,203	3,414,318
Total capital	3,857,428	2,743,599
<b>Gearing ratio</b>	<b>2.0%</b>	Not meaningful

### 3 Financial risk management (Continued)

#### 3.3 Fair value estimation

The Group adopts the amendment to HKFRS 13 for financial instruments that are measured in the consolidated statements of financial position at fair value, which requires disclosure of fair value measurements by level of the following fair value measurement hierarchy:

- Quoted prices (unadjusted) in active markets for identical assets or liabilities (level 1).
- Inputs other than quoted prices included within level 1 that are observable for the asset or liability, either directly (that is, as prices) or indirectly (that is, derived from prices) (level 2).
- Inputs for the asset or liability that are not based on observable market data (that is, unobservable inputs) (level 3).

The following table presents the Group's assets and liabilities that are measured at fair value as at 31 December 2020 and 2019.

	Level 1	Level 2	Level 3	Total
<b>As at 31 December 2020</b>				
<b>Assets</b>				
Financial assets at fair value through profit or loss				
— Wealth management products (a)	—	—	128,000	128,000
— Listed equity securities	25,479	—	—	25,479
	<u>25,479</u>	<u>—</u>	<u>128,000</u>	<u>153,479</u>
<b>As at 31 December 2019</b>				
<b>Assets</b>				
Financial assets at fair value through profit or loss				
— Wealth management products (a)	—	—	152,878	152,878
— Listed equity securities	28,007	—	—	28,007
	<u>28,007</u>	<u>—</u>	<u>152,878</u>	<u>180,885</u>

There were no transfers between level 1, 2 and 3 during the years.

## Notes to the Consolidated Financial Statements

For the year ended 31 December 2020

### 3 Financial risk management (Continued)

#### 3.3 Fair value estimation (Continued)

##### (a) Financial instruments in level 3

See Note 21 for disclosures of the changes in level 3 instruments for the year ended 31 December 2020 and 2019.

#### Quantitative information about fair value measurements using significant unobservable inputs (Level 3)

	Fair value at 31 December 2020 RMB'000	Unobservable input	Range (weighted average)	Relationship of unobservable inputs to fair value
Wealth management products	128,000	Expected yield rate	1.15%–2.95% (2%)	A change in the yield rate by 100 basis points would increase/decrease the fair value approximately RMB1,254,000
	Fair value at 31 December 2019 RMB'000	Unobservable input	Range (weighted average)	Relationship of unobservable inputs to fair value
Wealth management products	152,878	Expected yield rate	2.3%–3.75% (3%)	A change in the yield rate by 100 basis points would increase/decrease the fair value approximately RMB1,465,000

## 4 Critical accounting estimates and judgments

Estimates and judgments are continually evaluated and are based on historical experience and other factors, including expectations of future events that are believed to be reasonable under the circumstances.

The Group makes estimates and assumptions concerning the future. The resulting accounting estimates will, by definition, seldom equal the related actual results. The estimates and assumptions that have a significant risk of causing a material adjustment to the carrying amounts of assets and liabilities within the next financial year are addressed below.

### (a) Useful lives of property, plant and equipment

The Group's management determines the estimated useful lives and related depreciation charges for its property, plant and equipment. This estimate is based on the historical experience of the actual useful lives of property, plant and equipment of similar nature and functions. It could change significantly as a result of technical innovations and competitor actions in response to severe industry cycles. Management reassesses the useful lives on a regular basis. Management will increase the depreciation charge where useful lives are shorter than previously estimated lives, or it will write-off or write-down technically obsolete or non-strategic assets that have been abandoned or sold.

### (b) Income taxes and deferred tax assets/liabilities

The Group is subject to income taxes in several jurisdictions. Judgement is required in determining the provision for income taxes. Where the final tax outcome of these matters is different from the amounts that were initially recorded, such differences will impact the current income tax and deferred income tax provisions in the periods in which such determination are made.

Deferred income tax assets relating to certain temporary differences and tax losses are recognised as management considers it is probable that future taxable profits will be available against which the temporary differences or tax losses can be utilised. Where the expectation is different from the original estimate, such differences will impact the recognition of deferred tax assets and taxation in the periods in which such estimate is changed.

### (c) Provision for impairment of trade receivables

For trade receivables (excluding non-financial assets), the Group applies the simplified approach to provide for expected credit losses as prescribed by HKFRS 9, which requires the use of the lifetime expected loss allowance for all trade receivables (excluding non-financial assets). The loss allowances for financial assets are based on assumptions about risk of default and expected loss rates. The Group uses judgement in making these assumptions and selects the inputs to the impairment calculation, based on the Group's past history, existing market conditions as well as forward looking estimates at the end of each reporting period. Management reassesses the provision at each balance sheet date.

## Notes to the Consolidated Financial Statements

For the year ended 31 December 2020

### 4 Critical accounting estimates and judgments (Continued)

#### (d) Net realisable value of inventories

Net realisable value of inventories is the estimated selling price in the ordinary course of business, less estimated costs of completion and selling expenses. These estimates are based on the current market condition and historical experience of manufacturing and selling products of similar nature. It could change significantly as a result of changes in customer taste and competitor actions in response to industry cycles. Management reassesses the estimates at each balance sheet date.

#### (e) Warranty claims provision

The Group generally offers warranties with period of 48 months for its tires. Management estimates the related provision for future warranty claims based on historical warranty claim information, as well as recent trends that might suggest that past cost information may differ from future claims.

Factors that could impact the estimated claim information include the success of the Group's productivity and quality initiatives, as well as product costs.

### 5 Segment information

The executive directors of the Company have been identified as the chief operating decision-makers of the Group who review the Group's internal reporting in order to assess performance of the Group on a regular basis and allocate resources.

The Group is principally engaged in the manufacturing and selling tire products. The chief operating decision-makers assess the performance of the Group's business based on the measure of operating results and consider the Group's business as a single operating segment. Information reported to the chief operating decision-makers for the purposes of resources allocation and performance assessment focuses on the operation results of the Group as a whole as the Group's resources are integrated. Accordingly, the Group has identified one operating segment – manufacturing and selling of tire products.

The Group's revenue by geographical location, which is determined by the region where the goods were delivered, is as follows:

	Year ended 31 December	
	2020 Revenue RMB'000	2019 Revenue RMB'000
Mainland China	3,624,012	3,313,181
Americas	868,436	675,801
Asia (excluding Mainland China)	483,583	599,375
Africa	540,464	508,870
Middle East	495,596	240,082
Other countries	271,039	251,679
	<b>6,283,130</b>	5,588,988

## 5 Segment information (Continued)

The Group's non-current assets (excluding intangible assets, investment in associates and prepayments and other receivables) by geographical location, which is determined by the city/country in which the asset is located, is as follows:

	<b>As at 31 December</b>	
	<b>2020</b> <i>RMB'000</i>	2019 <i>RMB'000</i>
Mainland China	<b>1,964,515</b>	1,717,767
Thailand	<b>2,011,194</b>	855,249
Others	<b>1,324</b>	1,686
	<b>3,977,033</b>	2,574,702

No customer contribute 10% or more to the Group's revenue for the year ended 31 December 2020 and 2019.

	<b>As at 31 December 2020</b> <i>RMB'000</i>	As at 31 December 2019 <i>RMB'000</i>
Contract liabilities	<b>81,676</b>	46,431

### (i) Significant change in contract liabilities

The Group receives payments from customers based on billing schedule as established in contracts. Payments are usually received in advance under the contracts which are mainly from sales of tire products.

### (ii) Revenue recognised in relation to contract liabilities

The following table shows how much of the revenue recognised for the year ended 31 December 2020 and 2019 relates to carried-forward contract liabilities.

	<b>Year ended 31 December 2020</b> <i>RMB'000</i>	Year ended 31 December 2019 <i>RMB'000</i>
Revenue recognised that was included in the contract liabilities balance at the 1 January 2020		
Sales of tire products	<b>46,431</b>	59,512

### (iii) Unsatisfied contracts related to sales of tire products

The Group selects a practical expedient and omit disclosure of remaining performance obligations as all related contracts have a duration of one year or less.

## Notes to the Consolidated Financial Statements

For the year ended 31 December 2020

### 6 Revenue

	Year ended 31 December	
	2020 RMB'000	2019 RMB'000
Revenue from customers and recognised at point in time		
Sales of tire products:		
— All steel radial tires	4,724,563	4,247,999
— Semi-steel radial tires	1,380,601	1,123,382
— Bias tires	177,966	217,607
	<b>6,283,130</b>	<b>5,588,988</b>

### 7 Other income

	Year ended 31 December	
	2020 RMB'000	2019 RMB'000
Sales of scraps	20,934	30,511
Government grants	21,486	8,693
	<b>42,420</b>	<b>39,204</b>

### 8 Other (losses)/gains — net

	Year ended 31 December	
	2020 RMB'000	2019 RMB'000
Gains on disposal of financial assets at fair value through profit or loss (Note 21)	5,259	14,074
Dividend from financial assets at fair value through profit or loss	—	4,759
Losses from fair value change of financial assets at fair value through profit or loss (Note 21)	(2,528)	(797)
Losses on disposal of property, plant and equipment (Note 34(b))	(31)	(1,501)
Net foreign exchange (losses)/gains	(24,216)	15,855
Donations	(7,042)	—
Others	(1,001)	1,944
	<b>(29,559)</b>	<b>34,334</b>

## 9 Expenses by nature

Expenses included in cost of sales, selling and distribution expenses, administrative expenses and research and development costs are analysed as follows:

	Year ended 31 December	
	2020 RMB'000	2019 RMB'000
Raw materials and consumables used	4,419,355	4,061,707
Change in inventories of finished goods and work in progress	(149,090)	(101,104)
Wages and salaries, social welfare and benefits, including director's emoluments (Note 10)	579,870	459,399
Depreciation (Note 16)	204,564	174,902
Transportation cost and storage expenses	193,151	174,125
Maintenance and repair	53,037	50,866
Export expenses	50,039	48,221
Travel, conference and office expenses	36,797	45,647
Other levies	28,183	32,075
Provisions for warranty claims (Note 31)	27,334	39,161
Advertising expenses	25,603	13,688
Depreciation of right-of-use assets (Note 17)	13,947	12,442
Write-downs of inventories (Note 20)	12,484	2,966
Professional service fees	10,890	13,347
Property insurance premium	10,046	7,780
Rental and estate expenses	7,850	5,998
Service fees and commissions	4,604	6,581
Provision for impairment of trade receivables (Note 22)	4,188	1,321
Sales commission	3,142	1,228
Amortisation (Note 18)	2,645	11,255
Auditors' remuneration		
— Audit services	2,214	2,000
— Non-audit services	116	1,916
Other expenses	65,860	57,563
	<b>5,606,829</b>	<b>5,123,084</b>



## Notes to the Consolidated Financial Statements

For the year ended 31 December 2020

### 10 Employee benefit expenses, including director's emoluments

	Year ended 31 December	
	2020 RMB'000	2019 RMB'000
Salaries, wages and bonuses	470,882	378,509
Pension, housing fund, medical insurance and other welfare benefits	99,002	73,924
Share-based compensation benefits	9,986	6,966
<b>Total employee benefit expenses</b>	<b>579,870</b>	<b>459,399</b>

#### (a) Pension costs — defined contribution plans

The employees of the Group's subsidiaries established in the Mainland China participate in defined contribution retirement benefit plans organised by the relevant provincial governments under which these subsidiaries are required to make monthly contributions to these plans at certain percentages of the employees' monthly salaries and wages, subject to certain ceilings.

#### (b) Benefits and interests of directors

The remuneration of every director and the chief executive is set out below:

For the year ended 31 December 2020

Name of Director	Fees RMB'000	Salaries RMB'000	Discretionary bonuses RMB'000	Allowances and benefits in kind (i) RMB'000	Employer's contribution to a retirement benefits scheme RMB'000	Share-based compensation benefits RMB'000	Total RMB'000
<b>Executive directors</b>							
Che Baozhen	323	1,430	288	33	39	382	2,495
Shi Futao	186	1,086	216	35	12	338	1,873
Cao Xueyu	186	270	130	—	16	149	751
<b>Non-executive director</b>							
Che Hongzhi	248	—	—	—	12	—	260
<b>Independent non-executive directors</b>							
Zhang Xuehuo	133	—	—	—	—	—	133
Choi Tze Kit, Sammy	160	—	—	—	—	—	160
Wang Chuansheng	108	—	—	—	—	—	108
	<u>1,344</u>	<u>2,786</u>	<u>634</u>	<u>68</u>	<u>79</u>	<u>869</u>	<u>5,780</u>

**10 Employee benefit expenses, including director's emoluments** (Continued)**(b) Benefits and interests of directors** (Continued)

For the year ended 31 December 2019

Name of Director	Fees RMB'000	Salaries RMB'000	Discretionary bonuses RMB'000	Allowances and benefits in kind (i) RMB'000	Employer's contribution to a retirement benefits scheme RMB'000	Share-based compensation benefits RMB'000	Total RMB'000
<b>Executive directors</b>							
Che Baozhen	308	1,465	114	35	47	283	2,252
Shi Futao	177	1,105	85	41	41	250	1,699
Cao Xueyu	186	225	33	—	16	110	570
<b>Non-executive director</b>							
Che Hongzhi	236	—	—	—	12	—	248
<b>Independent non-executive directors</b>							
Zhang Xuehuo	134	—	—	—	—	—	134
Choi Tze Kit, Sammy	161	—	—	—	—	—	161
Wang Chuansheng	108	—	—	—	—	—	108
	1,310	2,795	232	76	116	643	5,172

(i) Includes housing allowances, medical and life insurance premium.

**(c) Directors' termination benefits**

There were no termination benefits paid to any director for the year ended 31 December 2020 (2019: nil).

**(d) Consideration provided to third parties for making available directors' services**

For the year ended 31 December 2020, the Company provided no consideration to third parties for making available director's services (2019: nil).

**(e) Information about loans, quasi-loans and other dealings in favour of directors**

There were no loans, quasi-loans and other dealings entered into between the Group and the directors in favour of the directors as at 31 December 2020, or at any time for the year ended 31 December 2020 (2019: nil).

**(f) Directors' material interests in transactions, arrangements or contracts**

Save as disclosed in Note 36, no significant transactions, arrangements and contracts in relation to the Group's business to which the Company was a party and in which a director of the Company had a material interest, whether directly or indirectly, subsisted as at 31 December 2020, or at any time for the year ended 31 December 2020 (2019: nil).

## Notes to the Consolidated Financial Statements

For the year ended 31 December 2020

### 10 Employee benefit expenses, including director's emoluments (Continued)

#### (g) Five highest paid individuals

The five highest paid employees of the Group for the year ended 31 December 2020 include 2 (2019: 2) directors, details of whose emoluments are reflected in the analysis shown in Note 10(b). Details of the total emoluments paid to the remaining 3 (2019: 3) highest paid employees for the year were as follows:

	Year ended 31 December	
	2020 RMB'000	2019 RMB'000
Salaries	4,450	2,782
Discretionary bonuses	499	587
Allowances and benefits in kind	91	37
Employer's contribution to a retirement benefits scheme	51	31
Share-based compensation benefits	651	129
Total employee benefit expenses	5,742	3,566

The emoluments fell within the following bands:

	Year ended 31 December	
	2020 RMB'000	2019 RMB'000
Emolument bands		
Within HKD1,000,000 (approximately RMB841,600)	—	—
HKD1,000,001 to HKD1,500,000 (approximately RMB841,600–RMB1,262,400)	—	3
HKD1,500,001 to HKD2,000,000 (approximately RMB1,262,401–RMB1,683,200)	2	—
HKD3,000,001 to HKD3,500,000 (approximately RMB2,524,801–RMB2,945,600)	1	—
	3	3

## 11 Finance costs — net

	Year ended 31 December	
	2020 RMB'000	2019 RMB'000
Finance costs:		
— Interest expense on bank borrowings	(19,422)	(13,439)
— Interest expense on lease liabilities (Note 17)	(1,247)	(625)
	(20,669)	(14,064)
Less: amounts capitalised on qualifying assets (Note 16)	15,241	7,123
	(5,428)	(6,941)
Finance income:		
— Interest income derived from bank deposits	5,682	17,370
— Net foreign exchange gains on borrowings	8,875	17,370
	14,557	17,370
Finance costs — net	9,129	10,429

## 12 Taxation

### (a) Income tax expense

The amounts of tax expense charged to the consolidated statements of profit or loss represent:

	Year ended 31 December	
	2020 RMB'000	2019 RMB'000
Current income tax		
— PRC corporate income tax	77,663	30,784
— Hong Kong and overseas profits tax	5,984	3,975
Deferred income tax (Note 33)	9,821	35,528
Income tax expense	93,468	70,287

### (i) Cayman Islands and British Virgin Islands profit tax

The Company and its subsidiary, Prinx Investment Holding Limited, are not subject to any taxation in the Cayman Islands and British Virgin Islands respectively.

## Notes to the Consolidated Financial Statements

For the year ended 31 December 2020

### 12 Taxation (Continued)

#### (a) Income tax expense (Continued)

##### (ii) Hong Kong profits tax

The Company's subsidiaries, Prinx Chengshan (Hong Kong) Tire Limited and Prinx (Hong Kong) Rubber Co., Limited, are subject to Hong Kong profits tax. The applicable Hong Kong profits tax rate is 16.5% for the year ended 31 December 2020 (2019: 16.5%). Prinx Chengshan (Hong Kong) Tire Limited has obtained the qualification of PRC tax residence enterprise. The applicable profits tax rate is 25% for the year ended 31 December 2020 (2019: 25%).

##### (iii) PRC corporate income tax ("CIT")

CIT is provided on the assessable income of entities within the Group incorporated in the Mainland China. The applicable CIT tax rate is 25% except for a subsidiary which is qualified as High and New Technology Enterprises ("HNTE") and entitled to enjoy a beneficial tax rate of 15% from 2020 to 2022. As at 31 December 2020, the Group has unused tax losses of RMB6,057,000 (2019: RMB5,059,000) which can be carried forward against future taxable income for certain entities in the Mainland China and will expire within 5 years.

##### (iv) Other overseas profits tax

The Company's subsidiary, Prinx Chengshan Tire North America, Inc., incorporated in California USA, is subject to the federal tax rate of 21% and the state tax of 8.84% for the year ended 31 December 2020. The applicable income tax in Thailand is 20%. Prinx Chengshan Tire (Thailand) Co., Ltd., qualified as a key encouraged industry enterprise and was established in Thailand. Approved by local tax authority in 2020, Prinx Chengshan Tire (Thailand) Co., Ltd. was entitled to an eight-year full tax exemption from 2020 to 2027. As at 31 December 2020, the effective tax rate of Prinx Chengshan Tire (Thailand) Co., Ltd. was nil.

No other overseas profits tax has been provided since these subsidiaries do not have assessable taxable profits for the year ended 31 December 2020.

##### (v) PRC withholding tax ("WHT")

On 27 December 2019, the Company and its subsidiary, Prinx Chengshan (Hong Kong) Tire Limited has obtained the qualification of PRC tax residence enterprise, were also subject to CIT for the year ended 31 December 2020 and the distribution of dividends among Prinx Chengshan (Shandong) Tire Co., Ltd., Prinx Chengshan (Hong Kong) Tire Limited and the Company shall not subject to WHT from 2019.

**12 Taxation** (Continued)**(a) Income tax expense** (Continued)**(v) PRC withholding tax (“WHT”)** (Continued)

The tax on the Group’s profit before tax differs from the theoretical amount that would arise using the weighted average tax rate to profits of the consolidated entities as follows:

	<b>Year ended 31 December</b>	
	<b>2020</b> <i>RMB’000</i>	2019 <i>RMB’000</i>
Profit before income tax	<b>698,216</b>	550,004
Tax calculated at applicable tax rates	<b>177,474</b>	137,501
Expenses not deductible for tax purpose	<b>5,345</b>	4,405
Tax benefit from HNTE qualification	<b>(70,918)</b>	(57,079)
Additional deduction of research and development cost and other expense	<b>(15,428)</b>	(14,540)
Tax exemption of a subsidiary established in specific area	<b>(3,005)</b>	—
Tax charge	<b>93,468</b>	70,287

**(b) Value-added tax (“VAT”)**

Sales of self-manufactured products of the Company’s subsidiaries in the Mainland China and Thailand are subject to VAT. The applicable tax rate for PRC domestic sales is 13%. The applicable tax rate for Thailand domestic sales is 7%.

Input VAT on purchases of raw materials, fuel, utilities, certain property, plant and equipment and other production materials (merchandise, transportation costs) are creditable against output VAT. VAT payable is the net difference between output VAT and creditable input VAT.

## Notes to the Consolidated Financial Statements

For the year ended 31 December 2020

### 13 Earnings per share

#### (a) Basic

Basic earnings per share is calculated by dividing the net profit attributable to the shareholders of the Company by the weighted average number of ordinary shares in issue during the year.

	Year ended 31 December	
	2020 RMB'000	2019 RMB'000
Profit attributable to the shareholders of the Company	604,820	479,717
Weighted average number of ordinary shares in issue (thousands)	635,178	635,000
Basic earnings per share (RMB)	0.95	0.76

#### (b) Diluted

Diluted earnings per share is calculated by adjusting the weighted average number of ordinary shares outstanding to assume conversion of all potentially dilutive ordinary shares. The Company's potentially dilutive ordinary shares comprised of share options.

	Year ended 31 December	
	2020 RMB'000	2019 RMB'000
Profit attributable to the shareholders of the Company	604,820	479,717
Weighted average number of ordinary shares in issue (thousands)	635,178	635,000
Adjustments for share options	1,025	270
Weighted average number of ordinary shares for diluted earnings per share	636,203	635,270
Diluted earnings per share (RMB)	0.95	0.76

## 14 Dividends

	Year ended 31 December	
	2020 RMB'000	2019 RMB'000
Cash dividend paid by the Company (a)	115,989	129,272
Final dividend proposed by the Company (b)	107,107	113,767

- (a) Dividend during the year ended 31 December 2020 and 2019 represented cash dividend paid by the Company to its shareholders.
- (b) On 31 March 2021, the Board of Directors proposed a final dividend in respect of the year ended 31 December 2020 of HK\$127 million (equivalent to approximately RMB107 million at year-end exchange rate), representing HK\$0.2 per ordinary share. Such dividend is to be approved by the shareholders at the Annual General Meeting of the Company. These financial statements do not reflect this dividend payable.

## 15 Subsidiaries

The investments in subsidiaries are stated at cost, less impairment if any. The following sets out the details of the principal subsidiaries of the Company as at 31 December 2020:

Company name	Date of incorporation	Country/Place of incorporation, legal status	Registered share capital	Paid-in share capital	Directly and indirectly held		Principal activities
					31 December 2019	31 December 2020	
<b>Directly held by the Company</b>							
Prinx Chengshan (Hong Kong) Tire Limited	06 June 2014	Hong Kong, limited liability company	USD178,000,000	USD178,000,000	100%	100%	Investment holding and trading of tire products
Prinx Investment Holding Limited	26 November 2018	British Virgin Islands, limited liability company	USD20,000	USD0	100%	100%	Investment holding
<b>Indirectly held by the Company</b>							
Prinx Chengshan (Shandong) Tire Co., Ltd.	29 December 2005	Shandong China, limited liability company	USD158,000,000	USD158,000,000	100%	100%	Manufacturing and trading of tire products
Prinx Chengshan Tire Europe GmbH (i)	17 March 2020	Darmstadt Germany, limited liability company	EUR 25,000	EUR 25,000	100%	100%	The manufacturing, development, trading and distribution of all kinds of goods made of rubber, synthetic or similar



## Notes to the Consolidated Financial Statements

For the year ended 31 December 2020

### 15 Subsidiaries (Continued)

Company name	Date of incorporation	Country/Place of incorporation, legal status	Registered share capital	Paid-in share capital	Directly and indirectly held		Principal activities
					31 December 2019	31 December 2020	
Prinx Chengshan (Qingdao) Industrial Research & Design Co., Ltd.	12 January 2017	Shandong China, limited liability company	RMB10,000,000	RMB10,000,000	100%	100%	Technology Research and trading of tire products
Shandong Prinx Chengshan Tire Technology Research Co., Ltd.	26 September 2017	Shandong China, limited liability company	RMB10,000,000	RMB9,250,000	92.5%	92.5%	Tire technology and equipment research and development, providing technical service
Qingdao Zhianda Investment Co., Ltd.	08 March 2018	Shandong China, limited liability company	RMB76,800,000	RMB57,444,000	100%	100%	Investment holding and trading of tire products
Prinx Chengshan Tire North America, Inc.	01 November 2018	California USA, corporation	USD1,203,990	USD1,203,990	100%	100%	Investment holding and trading of inflatable products and related products
Prinx (Hong Kong) Rubber Co., Limited	13 December 2018	Hong Kong, limited liability company	USD20,000	USD0	100%	100%	Investment holding and trading of tire products
Prinx Chengshan Tire (Thailand) Co., Ltd.	20 December 2018	Thailand, limited liability company	THB 6,710,000,000	THB 6,633,533,500	100%	100%	Manufacturing and trading of tire products
Shenzhen Zhianda Tire Technology Service Co., Ltd.	02 May 2018	Guangdong China, limited liability company	RMB40,000,000	RMB17,370,000	90%	96.7%	Providing tire rental service and trading of tire products
Jinan Zhianda Tire Service Co., Ltd.	07 June 2018	Shandong China, limited liability company	RMB20,000,000	RMB20,000,000	97.5%	97.5%	Providing tire rental service and trading of tire products
Shanghai Zhianda Rubber Technology Co., Ltd.	14 January 2019	Shanghai China, limited liability company	RMB20,000,000	RMB14,315,000	90%	90%	Providing tire rental service and trading of tire products

(i) Prinx Chengshan Tire Europe GmbH was incorporated by Prinx Chengshan (Hongkong) Tire Limited on 17 March 2020.

(ii) Prinx Chengshan Europe, s.r.o. was liquidated on 31 May 2020.

## Notes to the Consolidated Financial Statements

For the year ended 31 December 2020

### 16 Property, plant and equipment

	Land and buildings RMB'000	Machinery and factory equipment RMB'000	Furniture and fixtures RMB'000	Vehicles RMB'000	Toolings RMB'000	Construction in progress RMB'000	Total RMB'000
<b>Year ended 31 December 2019</b>							
Opening net book amount	327,444	650,545	4,976	7,359	78,474	303,792	1,372,590
Transferred in from construction in progress	190,880	296,481	5,826	6,279	44,751	(544,217)	—
Other additions	—	—	7,815	—	—	1,258,304	1,266,119
Disposals	(1,656)	(1,556)	(163)	(108)	(2,126)	—	(5,609)
Depreciation charges (Note 9)	(19,022)	(119,669)	(2,036)	(2,555)	(31,620)	—	(174,902)
Exchange difference	2,916	—	—	—	—	2,901	5,817
<b>Closing net book amount</b>	<b>500,562</b>	<b>825,801</b>	<b>16,418</b>	<b>10,975</b>	<b>89,479</b>	<b>1,020,780</b>	<b>2,464,015</b>
<b>At 31 December 2019</b>							
Cost	693,009	2,547,147	40,661	30,168	426,226	1,020,780	4,757,991
Accumulated depreciation	(192,447)	(1,721,346)	(24,243)	(19,193)	(336,747)	—	(2,293,976)
<b>Net book amount</b>	<b>500,562</b>	<b>825,801</b>	<b>16,418</b>	<b>10,975</b>	<b>89,479</b>	<b>1,020,780</b>	<b>2,464,015</b>
<b>Year ended 31 December 2020</b>							
Opening net book amount	500,562	825,801	16,418	10,975	89,479	1,020,780	2,464,015
Transferred in from construction in progress	446,785	787,412	2,703	1,203	77,711	(1,315,814)	—
Other additions	—	—	1,021	—	—	1,705,607	1,706,628
Disposals	(276)	(672)	(99)	—	(277)	—	(1,324)
Depreciation charges (Note 9)	(21,566)	(139,436)	(4,228)	(2,935)	(36,399)	—	(204,564)
Exchange difference	(14,963)	(23,911)	(257)	(150)	(1,461)	(71,989)	(112,731)
<b>Closing net book amount</b>	<b>910,542</b>	<b>1,449,194</b>	<b>15,558</b>	<b>9,093</b>	<b>129,053</b>	<b>1,338,584</b>	<b>3,852,024</b>
<b>At 31 December 2020</b>							
Cost	1,124,555	3,309,976	44,029	31,221	502,199	1,338,584	6,350,564
Accumulated depreciation	(214,013)	(1,860,782)	(28,471)	(22,128)	(373,146)	—	(2,498,540)
<b>Net book amount</b>	<b>910,542</b>	<b>1,449,194</b>	<b>15,558</b>	<b>9,093</b>	<b>129,053</b>	<b>1,338,584</b>	<b>3,852,024</b>

## Notes to the Consolidated Financial Statements

For the year ended 31 December 2020

### 16 Property, plant and equipment (Continued)

For the years ended 31 December 2020 and 2019, the amounts of depreciation expense charged to cost of sales, selling and distribution expenses, administrative expenses and research and development costs are as follows:

	Year ended 31 December	
	2020 RMB'000	2019 RMB'000
Cost of sales	170,117	159,253
Selling and distribution expenses	133	1,177
Administrative expenses	15,881	1,768
Research and development costs	18,433	12,704
Total	204,564	174,902

As at 31 December 2020, the net book value of property, plant and equipment pledged as security for the Group's borrowings and undrawn borrowing facilities amounted to approximately RMB2,380,424,000 (2019: nil) (Note 28).

For the year ended 31 December 2020, the Group has capitalized borrowing costs amounting to RMB15,241,000 (2019: RMB7,123,000) (Note 11) on qualifying assets. Borrowing costs were capitalized at the actual rate of interest.

## 17 Right-of-use assets

	As at 31 December	
	2020 RMB'000	2019 RMB'000
<b>Right-of-use assets</b>		
— Land use rights	96,261	100,098
— Buildings	28,748	10,589
	<b>125,009</b>	110,687
<b>Lease liabilities</b>		
Current		
— Lease liabilities	9,208	8,808
Non-Current		
— Lease liabilities	21,805	1,873
	<b>31,013</b>	10,681

The Group's land use rights are all located in the PRC and own the relevant land certificates.

The current and non-current portion of lease liabilities amounting to RMB7,212,000 and RMB15,113,000 respectively represent amounts due to related parties (Note 36(b)).

The statement of profit or loss shows the following amounts relating to leases:

	Year ended 31 December	
	2020 RMB'000	2019 RMB'000
<b>Depreciation of right-of-use assets (Note 9)</b>		
— Land use rights	3,836	3,834
— Buildings	10,111	8,608
	<b>13,947</b>	12,442
Interest expense (Note 11)	1,247	625
Expense relating to short term leases	15,329	13,989

The total cash payment for leases in 2020 was RMB25,138,000 (2019: RMB23,130,000).

## Notes to the Consolidated Financial Statements

For the year ended 31 December 2020

### 18 Intangible assets

	Goodwill RMB'000	Trademarks RMB'000	Contractual customer relationship RMB'000	Computer software RMB'000	Unpatented and patented technology RMB'000	Total RMB'000
<b>Year ended 31 December 2019</b>						
Opening net book amount	43,436	156	9,374	3,002	2,174	58,142
Additions	—	—	—	1,938	125	2,063
Amortisation charge (Note 9)	—	(102)	(9,374)	(871)	(908)	(11,255)
<b>Closing net book amount</b>	<b>43,436</b>	<b>54</b>	<b>—</b>	<b>4,069</b>	<b>1,391</b>	<b>48,950</b>
<b>At 31 December 2019</b>						
Cost	43,436	1,572	51,130	21,610	2,372	120,120
Accumulated amortisation	—	(1,518)	(51,130)	(17,541)	(981)	(71,170)
<b>Net book amount</b>	<b>43,436</b>	<b>54</b>	<b>—</b>	<b>4,069</b>	<b>1,391</b>	<b>48,950</b>
<b>Year ended 31 December 2020</b>						
Opening net book amount	43,436	54	—	4,069	1,391	48,950
Additions	—	—	—	4,650	1,125	5,775
Amortisation charge (Note 9)	—	(15)	—	(2,292)	(338)	(2,645)
<b>Closing net book amount</b>	<b>43,436</b>	<b>39</b>	<b>—</b>	<b>6,427</b>	<b>2,178</b>	<b>52,080</b>
<b>At 31 December 2020</b>						
Cost	43,436	1,572	51,130	26,260	3,497	125,895
Accumulated amortisation	—	(1,533)	(51,130)	(19,833)	(1,319)	(73,815)
<b>Net book amount</b>	<b>43,436</b>	<b>39</b>	<b>—</b>	<b>6,427</b>	<b>2,178</b>	<b>52,080</b>

During the year ended 31 December 2020, amortisation of the Group's intangible assets has been charged to administrative expenses in the consolidated statements of profit or loss.

**18 Intangible assets** (Continued)**Impairment test for goodwill**

Management reviews the business performance based on a measure of operating results. It has identified one operating segment — manufacturing and selling of tire products. Goodwill is monitored by the management at the operating segment level. The following is a summary of goodwill for operating segment:

	Opening RMB'000	Addition RMB'000	Impairment RMB'000	Other adjustment RMB'000	Total RMB'000
Year ended 31 December 2020	43,436	—	—	—	43,436
	Opening RMB'000	Addition RMB'000	Impairment RMB'000	Other adjustment RMB'000	Total RMB'000
Year ended 31 December 2019	43,436	—	—	—	43,436

The recoverable amount of a cash-generating unit (“CGU”) is determined based on value-in-use calculations. These calculations use pre-tax cash flow projections based on financial budgets approved by management covering a five-year period. Cash flows beyond the five-year period are extrapolated using the estimated growth rates stated below. The growth rate does not exceed the long-term average growth rate for the business in which the CGU operates.

For the CGU, the key assumptions, long term growth rate and discount rate used in the value-in-use calculations are as follows.

	As at 31 December	
	2020	2019
Sales volume (% annual growth rate)	5%–16%	8%–15%
Sales price (% annual growth rate)	1%–3%	1%–3%
Gross margin (% of revenue)	20%–23%	18%–21%
Long term growth rate	3%	3%
Pre-tax discount rate	18%	18%

These assumptions have been used for the analysis of CGU within the operating segment.

Sales volume is the average annual growth rate over the five-year forecast period. It is based on past performance and management’s expectations of market development.

Sales price is the average annual growth rate over the five-year forecast period. It is based on current industry trends and includes long term inflation forecasts for each territory.

## Notes to the Consolidated Financial Statements

For the year ended 31 December 2020

### 18 Intangible assets (Continued)

#### Impairment test for goodwill (Continued)

Gross margin is the average margin as a percentage of revenue over the five-year forecast period. It is based on the current sales margin levels and sales mix, with adjustments made to reflect the expected future price rises in rubber, a key raw material, which management does not expect to be able to pass on to customers through price increases.

The long term growth rates used are post-tax and reflect specific risks relating to the relevant operating segment.

As at 31 December 2019 and 2020, the directors of the Company assessed that there was no impairment of goodwill.

### 19a Financial instruments by category

	Financial assets at amortised cost RMB'000	Financial assets at fair value through profit or loss RMB'000	Total RMB'000
<b>As at 31 December 2020</b>			
<b>Financial assets</b>			
Financial assets at fair value through profit or loss	—	153,479	153,479
Amounts due from related parties	215,370	—	215,370
Trade receivables	1,331,037	—	1,331,037
Other receivables	20,928	—	20,928
Cash and cash equivalents	563,165	—	563,165
Restricted cash	55,780	—	55,780
<b>Total</b>	<b>2,186,280</b>	<b>153,479</b>	<b>2,339,759</b>
			<b>Financial liabilities at amortised cost RMB'000</b>
<b>As at 31 December 2020</b>			
<b>Financial liabilities</b>			
Lease liabilities			31,013
Borrowings			665,157
Trade payables			1,434,152
Other payables			1,030,330
Amounts due to related parties			6,231
<b>Total</b>			<b>3,166,883</b>

**19a Financial instruments by category** (Continued)

	<b>Financial assets at amortised cost RMB'000</b>	<b>Financial assets at fair value through profit or loss RMB'000</b>	<b>Total RMB'000</b>
<b>As at 31 December 2019</b>			
<b>Financial assets</b>			
Financial assets at fair value through profit or loss	—	180,885	180,885
Amounts due from related parties	72,740	—	72,740
Trade receivables	960,410	—	960,410
Other receivables	13,829	—	13,829
Cash and cash equivalents	914,495	—	914,495
Restricted cash	123,905	—	123,905
<b>Total</b>	<b>2,085,379</b>	<b>180,885</b>	<b>2,266,264</b>
			<b>Financial liabilities at amortised cost RMB'000</b>
<b>As at 31 December 2019</b>			
<b>Financial liabilities</b>			
Lease liabilities			10,681
Borrowings			357,000
Trade payables			1,198,715
Other payables			453,495
Amounts due to related parties			19,815
<b>Total</b>			<b>2,039,706</b>

**19b Credit quality of financial assets****Trade receivables**

The Group has policies in place to ensure credit sales are made to customers with an appropriate credit history. The credit quality of trade receivables that are neither past due nor further impaired, are being assessed by reference to the reputation, credit history and management judgement about counterparty. The Group categorised the trade receivables as follows:

- Group 1 — Notes receivable.
- Group 2 — Accounts receivable due from customers with no defaults in the past.
- Group 3 — Accounts receivable due from customers with some defaults in the past.



## Notes to the Consolidated Financial Statements

For the year ended 31 December 2020

### 19b Credit quality of financial assets (Continued)

#### Trade receivables (Continued)

	As at 31 December	
	2020 RMB'000	2019 RMB'000
Group 1	355,505	220,230
Group 2	633,767	477,575
Group 3	357,639	274,568
<b>Total</b>	<b>1,346,911</b>	<b>972,373</b>

#### Bank deposits

The management considers the credit risks in respect of bank deposits are relatively minimal as each counterparty is either a state-controlled PRC bank or a commercial bank with high credit rating. The management believes the PRC government is able to support the state-controlled PRC banks in the event of a liquidity difficulty.

The Group categorises its bank balances and restricted bank deposits into the following:

- Group 1 — Major international banks (Hong Kong and Shanghai Bank (China) Company Limited), etc.
- Group 2 — Top 4 banks in the PRC (China Construction Bank, Bank of China Limited, Agricultural Bank of China and Industrial and Commercial Bank of China).
- Group 3 — Other state-controlled banks in the PRC.

	As at 31 December	
	2020 RMB'000	2019 RMB'000
Group 1	86,055	156,848
Group 2	452,800	690,373
Group 3	80,064	191,054
<b>Total</b>	<b>618,919</b>	<b>1,038,275</b>

## 20 Inventories

	As at 31 December	
	2020 RMB'000	2019 RMB'000
Raw materials	229,544	149,995
Work-in-progress	72,385	48,845
Finished goods	684,974	559,424
	986,903	758,264
Write-downs of inventories	(13,386)	(3,073)
	973,517	755,191

During the year ended 31 December 2020, the cost of inventories recognised as an expense and included in 'cost of sales' was RMB4,245,879,000(2019: RMB3,950,215,000). Write-downs of inventories amounting to RMB12,484,000 were made for the year ended 31 December 2020 (2019: RMB2,966,000).

Movements on the Group's provisions for write-down of inventories are as follows:

	Year ended 31 December	
	2020 RMB'000	2019 RMB'000
At beginning of the year	3,073	1,489
Write-downs of inventories (Note 9)	12,484	2,966
Write-off as recorded in cost of sales	(2,019)	(1,382)
Exchange difference	(152)	—
At the end of the year	13,386	3,073

## Notes to the Consolidated Financial Statements

For the year ended 31 December 2020

### 21 Financial assets at fair value through profit or loss

	Year ended 31 December	
	2020 RMB'000	2019 RMB'000
At beginning of the year	180,885	497,608
Additions	3,319,400	2,898,670
Disposals	(3,349,537)	(3,228,670)
Gains on disposal of financial assets at fair value through profit or loss (Note 8)	5,259	14,074
Fair value losses on financial assets at fair value through profit or loss (Note 8)	(2,528)	(797)
At the end of the year	153,479	180,885
	As at 31 December	
	2020 RMB'000	2019 RMB'000
Financial assets at fair value through profit or loss		
— Wealth management products (a)	128,000	152,878
— Listed equity securities (b)	25,479	28,007
	153,479	180,885

(a) The wealth management products are fair valued using a discounted cash flow approach. The main input used by the Group is estimated yield rate written in contract with the counterparty. The fair value is within level 3 of the fair value hierarchy (Note 3.3).

(b) The listed equity securities are fair valued based on the quoted market price.

## 22 Trade receivables

	As at 31 December	
	2020 RMB'000	2019 RMB'000
Accounts receivable	991,406	752,143
Less: provision for impairment of accounts receivable	(15,874)	(11,963)
Accounts receivable — net	975,532	740,180
Notes receivable	355,505	220,230
Trade receivables — net	<b>1,331,037</b>	960,410

The carrying amounts of trade receivables approximated their fair values as at the balance sheet date.

As at 31 December 2020 and 2019, the aging analysis of the trade receivables based on invoice date is as follows:

	As at 31 December	
	2020 RMB'000	2019 RMB'000
Up to 3 months	1,205,817	862,196
4 to 6 months	126,191	86,980
7 to 12 months	4,251	17,661
1 to 2 years	6,308	2,242
2 to 3 years	1,839	677
Over 3 years	2,505	2,617
	<b>1,346,911</b>	972,373

Movements on the Group's provision for impairment of trade receivables are as follows:

	Year ended 31 December	
	2020 RMB'000	2019 RMB'000
At beginning of the year	11,963	10,642
Provision for impairment of trade receivables (Note 9)	4,188	1,321
Trade receivables written off during the year as uncollectible	(277)	—
At the end of the year	<b>15,874</b>	11,963

## Notes to the Consolidated Financial Statements

For the year ended 31 December 2020

### 22 Trade receivables (Continued)

The creation and release of provision for impaired receivables have been included in 'administrative expenses' in the consolidated statement of profit or loss. Amounts charged to the allowance account are generally written off, when there is no expectation of recovering additional cash.

The carrying amounts of the Group's trade receivables are denominated in the following currencies:

	As at 31 December	
	2020 RMB'000	2019 RMB'000
RMB	790,635	663,175
USD	543,461	303,520
EUR	12,815	5,678
	<b>1,346,911</b>	<b>972,373</b>

### 23 Prepayments, other receivables and other current assets

	As at 31 December	
	2020 RMB'000	2019 RMB'000
<b>Non-current</b>		
Prepayments for purchase of property, plant and equipment	8,467	44,111
<b>Current</b>		
Prepayments for inventory	54,679	50,338
Other receivables	20,928	13,829
Prepaid income tax	—	4,303
Other current assets — value added tax to be deducted	78,035	78,156
	<b>153,642</b>	<b>146,626</b>
	<b>162,109</b>	<b>190,737</b>

The maximum exposure to credit risk at the reporting dates is the carrying value of each class of receivable mentioned above. The Group does not hold any collateral as security.

## 24 Cash and cash equivalents

	As at 31 December	
	2020 RMB'000	2019 RMB'000
Cash on hand	26	125
Cash at banks (Note 19b)	618,919	1,038,275
	618,945	1,038,400
Less: Restricted cash (a)	(55,780)	(123,905)
	563,165	914,495

- (a) As at 31 December 2020, the restricted cash balances amounting to RMB53,241,000 (2019: RMB97,994,000) were pledged as security for issuing notes payable of the Group, RMB2,539,000 were bank guarantee (2019: RMB25,911,000).

Cash at bank and on hand are denominated in the following currencies:

	As at 31 December	
	2020 RMB'000	2019 RMB'000
RMB	111,413	323,093
USD	475,759	672,438
HKD	6,300	13,373
EUR	19,367	22,093
THB	6,106	7,403
	618,945	1,038,400

## Notes to the Consolidated Financial Statements

For the year ended 31 December 2020

### 25 Share capital and Share premium

	<b>Number of authorised shares</b>			
Authorised share capital:				
As at 1 January 2019 and 31 December 2019 and 2020				1,000,000,000
	<b>Number of issued shares</b>	<b>Nominal value of Ordinary shares RMB'000</b>	<b>Share premium RMB'000</b>	<b>Total RMB'000</b>
As at 1 January 2019 and 31 December 2019	635,000,000	199	2,171,942	2,172,141
Employee share option schemes — Exercise of options ( <i>Note 26</i> )	861,500	1	8,265	8,266
As at 31 December 2020	635,861,500	200	2,180,207	2,180,407

### 26 Share options

Pursuant to an ordinary resolution passed at the extraordinary general meeting of the Company held on 5 July 2019 (the “Adoption Date”), the current share option scheme (the “Share Option Scheme”) was adopted by the Company. The number of shares issuable pursuant to the Share Option Scheme was 16,000,000 shares, being approximately 2.5% of the total number of shares in issue on the Adoption Date.

On 9 July 2019, the Board of Directors resolved to granted 14,400,000 shares of options to certain eligible employees under the Share Option Scheme, the exercise price is HK\$7.24 per share. The exercise of share options shall be conditional upon fulfilment of the Company’s annual performance objectives and personal performance objectives. Assuming all the conditions for exercise of the share options are fulfilled in accordance with the Share Option Scheme, the proportion of 1/3, 1/3 and 1/3 of the share options may be exercised after the 12 months, 24 months, 36 months from the date of grant. Subject to the vesting schedule, the Share Option Scheme are exercisable within a period of six years commencing from the grant date.

On 9 July 2020, the Board of Directors resolved to granted 835,500 shares of options to certain eligible employees under the Share Option Scheme, the exercise price is HK\$7.96 per share. The exercise of share options shall be conditional upon fulfilment of the Company’s annual performance objectives and personal performance objectives. Assuming all the conditions for exercise of the share options are fulfilled in accordance with the Share Option Scheme, the proportion of 1/2 and 1/2 of the share options may be exercised after the 12 months and 24 months from the date of grant. If the Options are not vested as the performance of the scheme participants in the first two vesting periods fails to meet the standards, in the event that the performance meets the standard upon the third annual assessment and the deferred vesting conditions are satisfied, the Options granted may be exercised at any time after the third exercise period (i.e., after 36 months from the 2020 Grant Date), and the vesting proportion is the remaining unvested Options after excluding the lapsed Options. Subject to the vesting schedule, the Share Option Scheme are exercisable within a period of five years commencing from the grant date.

**26 Share options** (Continued)

Set out below are summaries of options granted under the plan:

	2020		2019	
	Average exercise price per share option	Number of options	Average exercise price per share option	Number of options
As at 1 January	HK\$7.24	14,400,000	—	—
Granted during the year	HK\$7.96	835,500	HK\$7.24	14,400,000
Exercised during the year	HK\$7.24	(861,500)	—	—
Lapsed during the year	HK\$7.24	(647,000)	HK\$7.24	—
Forfeited during the year	HK\$7.24	(187,200)	—	—
As at 31 December	HK\$7.28	13,539,800	HK\$7.24	14,400,000

Total fair value of options as at the respective grant Date granted during the year ended 31 December 2019 and 2020 were determined to be HKD25,709,438 and HKD1,707,728 respectively, assuming the Company's annual performance objectives and personal performance objectives can be fulfilled. The fair value of options were assessed by adopting the Binomial Option-Pricing Model that takes into account the exercise price, option life, the spot price, the expected volatility, the expected dividend yield, the risk free interest rate and the expected post-vesting forfeiture rate, etc. as at the Grant Date.

The key valuation inputs for options granted during the year ended 31 December 2020 included:

	Year ended 31 December 2020	Year ended 31 December 2019
Exercise price	HKD7.960	HKD7.244
Spot price on Grant Date	HKD7.960	HKD7.130
Expected volatility	37.52%	35.23%
Expected dividend yield	2.75%	3.34%
Risk-free interest rate	0.374%	1.506%
Expiry date	9 July 2025	9 July 2025
Expected post-vesting Forfeiture Rate	5%	5%

As at 31 December 2020, the share option grantees satisfied the above mentioned exercise conditions in accordance with the Share Option Scheme and an employee benefit expense of amounting to RMB9,986,000 (2019: RMB6,966,000) with a corresponding increase in equity is recognized in profit or loss.



## Notes to the Consolidated Financial Statements

For the year ended 31 December 2020

### 27 Reserves

	Capital reserve RMB'000	Statutory reserve (i) RMB'000	Translation reserve RMB'000	Retained earnings (i) RMB'000	Share option reserves RMB'000	Total RMB'000
<b>Balance at 1 January 2019</b>	(70,715)	149,869	(76,787)	871,575	—	873,942
Profit for the year	—	—	—	479,717	—	479,717
Cash dividends (Note 14)	—	—	—	(129,272)	—	(129,272)
Profit appropriation to statutory reserves	—	51,049	—	(51,049)	—	—
Currency translation differences	—	—	10,435	—	—	10,435
Employee share option schemes — value of employee services (Note 26)	—	—	—	—	6,966	6,966
<b>Balance at 31 December 2019</b>	(70,715)	200,918	(66,352)	1,170,971	6,966	1,241,788
Profit for the year	—	—	—	604,820	—	604,820
Cash dividends (Note 14)	—	—	—	(115,989)	—	(115,989)
Profit appropriation to statutory reserves	—	61,850	—	(61,850)	—	—
Currency translation differences	—	—	(135,887)	—	—	(135,887)
Employee share option schemes — issue of shares	—	—	—	—	(2,860)	(2,860)
— value of employee services (Note 26)	—	—	—	—	9,986	9,986
Transactions with non-controlling interests (ii)	—	—	—	(2,679)	—	(2,679)
<b>Balance at 31 December 2020</b>	(70,715)	262,768	(202,239)	1,595,273	14,092	1,599,179

- (i) In accordance with the PRC Company Law and the articles of association of the PRC subsidiaries of the Group (the "PRC subsidiaries"), the PRC subsidiaries are required to allocate 10% of their profits attributable to the respective owners of the PRC subsidiaries after offsetting accumulated losses of previous years as set out in their statutory financial statements, to the statutory reserve until such reserve reaches 50% of the registered capital of the respective PRC subsidiary.

Under the Thailand provision of Civil and Commerce Code, the Thai company is required to set aside as a legal reserve at least 5% of its profits arising from the business of the Company at each dividend distribution until the reserve is not less than 10% of the registered share capital. The legal reserve is non-distributable.

These reserves shall only be used to make up for previous years' losses or to increase the capital. The entities in the PRC may transfer their respective statutory reserves into paid-in capital, provided that the balance of the statutory reserve after such transfer is not less than 25% of the registered capital.

- (ii) Qingdao Zhianda Investment Co., Ltd. acquired 6.7% equity interests of Shenzhen Zhianda Tire Technology Service Co., Ltd. from Guangzhou Lunting Co., Ltd. during the year period. The difference amounting to RMB2,679,000 between the consideration and the carrying amount of non-controlling interest was recorded in reserves.

## 28 Bank borrowings

	As at 31 December	
	2020 RMB'000	2019 RMB'000
<b>Non-current</b>		
Bank borrowings		
— Secured	570,970	—
<b>Current</b>		
Short-term bank borrowings		
— Unsecured	94,187	357,000
Total borrowings	665,157	357,000

As at 31 December 2020, the weighted average effective interest rates on borrowings from banks were 3.15% (2019: 3.83%).

As at 31 December 2020, the secured bank borrowings of RMB570,970,000 and undrawn borrowing facilities of RMB 352,345,000 were secured by certain property, plant, and equipment amounting RMB2,380,424,000 (Note 16).

The carrying amounts of the Group's bank borrowings were denominated in the following currencies:

	As at 31 December	
	2020 RMB'000	2019 RMB'000
RMB	240,000	357,000
USD	425,157	—
	665,157	357,000

The Group has the following undrawn borrowing facilities:

	As at 31 December	
	2020 RMB'000	2019 RMB'000
Fixed rate:		
— Expiring within one year	2,131,407	1,766,275
— Expiring over one year	42,874	49,000
Floating rate:		
— Expiring within one year	863,621	—

## Notes to the Consolidated Financial Statements

For the year ended 31 December 2020

### 28 Bank borrowings (Continued)

The exposure of the Group's borrowings to the interest rate changes and the contractual repricing dates of the borrowings at the end of the reporting period are as follows:

	As at 31 December			
	2020 RMB'000	% of total loans	2019 RMB'000	% of total loans
Variable rate borrowings	277,350	42%	—	0%
Fixed rate borrowings				
— repricing or maturity dates:				
Less than 1 year	94,187	14%	357,000	100%
1–2 years	58,724	9%	—	0%
2–5 years	234,896	35%	—	0%
	<b>665,157</b>	<b>100%</b>	<b>357,000</b>	<b>100%</b>

The maturity of bank borrowings as of the balance sheet dates is as follows:

	As at 31 December	
	2020 RMB'000	2019 RMB'000
Within 1 year	94,187	357,000
Between one and two years	87,500	—
Between two and five years	362,735	—
Over five years	120,735	—
	<b>665,157</b>	<b>357,000</b>

The effective interest rates at the balance sheet date were as follows:

#### Non-current

	2020		2019	
	RMB	USD	RMB	USD
Bank borrowings	2.64%	2.07%-3.68%	—	—

**28 Bank borrowings** (Continued)**Non-current** (Continued)

The carrying amounts and fair value of the non-current bank borrowings are as follows:

	Carrying amount		Fair value	
	2020 RMB'000	2019 RMB'000	2020 RMB'000	2019 RMB'000
Bank borrowings	570,970	—	569,505	—

The fair values of non-current bank borrowings are based on discounted cash flow approach using the prevailing market rates of interest available to the Group for financial institution with substantially the same terms and characteristics at the respective balance sheet dates.

**29 Trade payables**

	As at 31 December	
	2020 RMB'000	2019 RMB'000
Accounts payable	923,572	664,251
Notes payable (a)	510,580	534,464
	<b>1,434,152</b>	<b>1,198,715</b>

(a) As at 31 December 2020, RMB417,560,000 (2019: RMB534,464,000) notes payable represented bank acceptance notes and were secured by certain restricted bank balances and RMB93,020,000 (2019: nil) notes payable were unsecured.

The carrying amounts of trade payables approximated their fair values as at the balance sheet date.

The Group's trade payables were denominated in the following currencies:

	As at 31 December	
	2020 RMB'000	2019 RMB'000
RMB	1,050,242	1,117,550
USD	335,080	77,680
EUR	536	3,485
THB	48,294	—
	<b>1,434,152</b>	<b>1,198,715</b>

## Notes to the Consolidated Financial Statements

For the year ended 31 December 2020

### 29 Trade payables (Continued)

As at 31 December 2020 and 2019, the aging analysis of the trade payables based on invoice date was as follows:

	As at 31 December	
	2020 RMB'000	2019 RMB'000
Within 3 months	885,687	850,575
4 to 6 months	366,646	334,952
7 to 12 months	118,309	3,205
Above 1 year	63,510	9,983
	<b>1,434,152</b>	<b>1,198,715</b>

### 30 Other payables and accruals

	As at 31 December	
	2020 RMB'000	2019 RMB'000
Payroll and employee benefit payables	192,182	138,918
Accrued sales rebates and commission	145,365	86,080
Payables for purchase of property, plant and equipment	583,118	158,770
Accrued expense	125,849	84,984
Freight Payable	70,074	43,003
Deposit from customers	46,291	23,141
Other tax payables	10,425	4,760
Interest payables	2,301	359
Other payables	57,332	57,158
	<b>1,232,937</b>	<b>597,173</b>

**31 Provision for warranties**

	<b>Products warranties RMB'000</b>
<b>As at 1 January 2019</b>	73,873
Additional provision (Note 9)	39,161
Utilised during the year	(36,813)
<b>As at 31 December 2019</b>	76,221
Additional provision (Note 9)	27,334
Utilised during the year	(34,073)
<b>As at 31 December 2020</b>	69,482

**32 Deferred income**

	<b>Deferred government grants RMB'000</b>
<b>As at 1 January 2019</b>	39,946
Addition	5,230
Credited to the consolidated statements of profit or loss	(3,078)
<b>As at 31 December 2019</b>	42,098
Addition	19,105
Credited to the consolidated statements of profit or loss	(5,983)
<b>As at 31 December 2020</b>	55,220

## Notes to the Consolidated Financial Statements

For the year ended 31 December 2020

### 33 Deferred income tax

The analysis of deferred tax assets and deferred tax liabilities is as follows:

	<b>As at 31 December</b>	
	<b>2020</b> <i>RMB'000</i>	2019 <i>RMB'000</i>
Deferred tax assets:		
— Deferred tax assets to be recovered within 12 months	<b>31,171</b>	27,337
— Deferred tax assets to be recovered after more than 12 months	<b>3,233</b>	820
	<b>34,404</b>	28,157
Deferred tax liabilities:		
— Deferred tax liabilities to be settled within 12 months	<b>(22,164)</b>	(11,992)
— Deferred tax liabilities to be settled after more than 12 months	<b>(70,006)</b>	(64,110)
	<b>(92,170)</b>	(76,102)
Deferred tax liabilities, net	<b>(57,766)</b>	(47,945)

The gross movement of the deferred income tax account is as follows:

	<b>Year ended 31 December</b>	
	<b>2020</b> <i>RMB'000</i>	2019 <i>RMB'000</i>
At beginning of year	<b>(47,945)</b>	(12,417)
Charge for the year ( <i>Note 12</i> )	<b>(9,821)</b>	(35,528)
At end of year	<b>(57,766)</b>	(47,945)

**33 Deferred income tax** (Continued)

The movement in deferred tax assets and liabilities during the year, without taking consideration the offsetting of balances within the same tax jurisdiction, is as follows:

**Deferred tax assets**

	Impairment RMB'000	Accelerated tax depreciation RMB'000	Accruals RMB'000	Warranties RMB'000	Government grants RMB'000	Others RMB'000	Total RMB'000
At 1 January 2019	1,820	651	8,952	7,194	5,993	200	24,810
(Charged)/credited to the consolidated statements of profit or loss	435	(137)	1,405	757	306	581	3,347
At 31 December 2019	2,255	514	10,357	7,951	6,299	781	28,157
(Charged)/credited to the consolidated statements of profit or loss	943	60	3,461	(2,416)	2,659	1,540	6,247
At 31 December 2020	3,198	574	13,818	5,535	8,958	2,321	34,404

**Deferred tax liabilities**

	Fair value gains arising from business combination RMB'000	Depreciation difference RMB'000	Total RMB'000
At 1 January 2019	26,572	10,655	37,227
(Credited)/charged to the consolidated statements of profit or loss	(5,528)	44,403	38,875
At 31 December 2019	21,044	55,058	76,102
(Credited)/charged to the consolidated statements of profit or loss	(3,185)	19,253	16,068
At 31 December 2020	17,859	74,311	92,170



## Notes to the Consolidated Financial Statements

For the year ended 31 December 2020

### 34 Cash generated from operations

#### (a) Reconciliation of profit before income tax to cash generated from operations

	Year ended 31 December	
	2020 RMB'000	2019 RMB'000
Profit before income tax	698,216	550,004
Adjustments for:		
— Share of result of associates	(75)	(133)
— Depreciation of property, plant and equipment (Note 16)	204,564	174,902
— Depreciation of right-of-use assets (Note 17)	13,947	12,442
— Amortisation of intangible assets (Note 18)	2,645	11,255
— Gains on disposal of financial assets at fair value through profit or loss (Note 8)	(5,259)	(14,074)
— Losses from fair value change of financial assets at fair value through profit or loss (Note 8)	2,528	797
— Dividend income from financial assets at fair value through profit or loss (Note 8)	—	(4,759)
— Share based payment (Note 26)	9,986	6,966
— Losses on disposal of property, plant and equipment (Note 8)	31	1,501
— Provision for impairment of trade and other receivables	4,441	1,321
— Write-downs of inventories (Note 20)	12,484	2,966
— Finance costs — net (Note 11)	(9,129)	(10,429)
<b>Changes in working capital (excluding currency translation differences on consolidation):</b>		
— Decrease/(increase) in pledged bank deposits	68,124	(39,932)
— Increase in inventories	(230,658)	(83,491)
— Increase in trade receivables	(352,328)	(29,737)
— (Increase)/decrease in prepayments, other receivables and other current assets	(9,453)	9,731
— Increase in amounts due from related parties	(142,630)	(13,001)
— Increase in trade payables	235,436	76,697
— Decrease in amounts due to related parties	(13,584)	(5,301)
— (Decrease)/increase in deferred income, net	(5,323)	2,152
— (Decrease)/increase in provision for warranties	(6,739)	2,348
— Increase in other payables and accruals	180,155	68,590
— Increase/(decrease) in contract liabilities	35,245	(13,093)
<b>Cash generated from operations</b>	<b>692,624</b>	<b>707,722</b>

**34 Cash generated from operations** (Continued)

(b) In the consolidated statement of cash flows, proceeds from disposal of property, plant and equipment comprise:

	Year ended 31 December	
	2020 RMB'000	2019 RMB'000
Net book value (Note 16)	1,324	5,609
Losses on disposal of property, plant and equipment (Note 8)	(31)	(1,501)
Proceeds from disposal of property, plant and equipment	1,293	4,108

The reconciliation of liabilities arising from financial activities is as follows:

	Bank borrowings RMB'000	Loans from related parties RMB'000	Lease Liabilities RMB'000	Total RMB'000
<b>As of 31 December 2018</b> (Note)	350,417	3,684	—	354,101
Change of Accounting Policy	—	—	16,086	16,086
<b>As of 1 January 2019</b> (Note)	350,417	3,684	16,086	370,187
Cash flows				
— inflow from financing activities	357,000	—	—	357,000
— outflow from operating activities	(13,497)	—	—	(13,497)
— outflow from financing activities	(350,000)	(3,579)	(9,141)	(362,720)
Non-cash changes				
— increase of right-of-use assets	—	—	3,111	3,111
— currency translations	—	(105)	—	(105)
— interest expense	13,439	—	625	14,064
<b>As of 31 December 2019</b> (Note)	357,359	—	10,681	368,040

## Notes to the Consolidated Financial Statements

For the year ended 31 December 2020

### 34 Cash generated from operations (Continued)

(b) In the consolidated statement of cash flows, proceeds from disposal of property, plant and equipment comprise: (Continued)

	Bank borrowings RMB'000	Loans from related parties RMB'000	Lease Liabilities RMB'000	Total RMB'000
Cash flows				
— inflow from financing activities	762,284	—	—	762,284
— outflow from operating activities	(17,481)	—	—	(17,481)
— outflow from financing activities	(434,124)	—	(9,184)	(443,308)
Non-cash changes				
— increase of right-of-use assets	—	—	28,269	28,269
— interest expense	19,422	—	1,247	20,669
— currency translations	(20,002)	—	—	(20,002)
<b>As of 31 December 2020 (Note)</b>	<b>667,458</b>	<b>—</b>	<b>31,013</b>	<b>698,471</b>

Note: The balance of these financial liabilities comprise "bank borrowings", "amounts due to related parties", "lease liabilities", respective interest payable and "other payables and accruals".

### 35 Commitments

The capital commitments of the Group as at the respective balance sheet dates were as follows:

	<b>As at 31 December</b>	
	<b>2020</b>	2019
	<b>RMB'000</b>	RMB'000
Purchase of property, plant and equipment		
— Contracted but not provided for	<b>774,816</b>	399,457

### 36 Related party transactions

Parties are considered to be related if one party has the ability, directly or indirectly, to control the other party or exercise significant influence over the other party in making financial and operation decisions.

Save as disclosed elsewhere in the consolidated financial statements, the following is a summary of the significant transactions carried out between the Group and its related parties in the ordinary course of business for the year ended 31 December 2020 and 2019, and balances arising from related party transactions as at the respective balance sheet dates.

Name and relationship with related parties are set out below:

Related party	Relationship
Chengshan Group	Immediate holding company
Chengshan Trade (Hong Kong) Limited ("Chengshan Trade")	Entity controlled by immediate holding company
China National Heavy Duty Truck Group Co., Ltd. and its subsidiaries (referred as "Sinotruk")	Controlled by same ultimate parent company of Sinotruk Capital, the shareholder of the Company
Rongcheng Chengshan Properties Co., Ltd.	Entity controlled by immediate holding company
Rongcheng Chengshan Energy-Saving Services Co., Ltd.	Entity controlled by immediate holding company
Yunnan Prinx Chengshan Tire Co., Ltd.	The associated company of the Group, established on 12 July 2018, 22% equity interest attributable to the Group
Hebei Prinx Chengshan Tire Co., Ltd.	The associated company of the Group, established on 30 August 2019, 39% equity interest attributable to the Group

The English name of certain companies referred to in these consolidated financial statements represent management's best effort at translating the Chinese names of these companies as no English names have been registered.

## Notes to the Consolidated Financial Statements

For the year ended 31 December 2020

### 36 Related party transactions (Continued)

#### (a) Transactions with related parties

	Year ended 31 December	
	2020 RMB'000	2019 RMB'000
<b>Continuing transactions</b>		
(i) Purchase of raw materials — Sinotruk	—	9,179
(ii) Purchase of utilities — Chengshan Group	<b>165,153</b>	167,500
(iii) Sale of goods — Sinotruk — Yunnan Prinx Chengshan Tire Co., Ltd. — Hebei Prinx Chengshan Tire Co., Ltd.	<b>552,305</b> <b>35,681</b> <b>35,986</b>	305,708 55,899 7,380
	<b>623,972</b>	368,987
(iv) Rental and estate management expenses paid and payable — Rongcheng Chengshan Properties Co., Ltd. — Chengshan Group	<b>5,009</b> <b>7,825</b>	5,009 7,803
	<b>12,834</b>	12,812
(v) Service received — Rongcheng Chengshan Energy-Saving Services Co., Ltd.	<b>2,745</b>	5,456

After the adoption of HKFRS16 with effect from 1 January 2019, the total depreciation and finance charges for the leases from related parties recorded in the consolidated statement of profit or loss amounted to RMB7,924,000 for the year ended 31 December 2020 (2019: RMB7,951,000).

**36 Related party transactions** (Continued)**(a) Transactions with related parties** (Continued)

	<b>Year ended 31 December</b>	
	<b>2020</b> <b>RMB'000</b>	2019 <i>RMB'000</i>
(vi) Key management compensation		
Key management includes directors and senior managements. The compensation paid or payable to key management for employee services is shown below:		
— Salaries, director fees, bonus, pension, housing fund, medical insurance and other welfare benefits	<b>13,800</b>	10,681
— Share-based compensation benefits	<b>2,271</b>	1,569
	<b>16,071</b>	12,250
<b>Non-continuing transactions</b>		
(vii) Inter-company transactions		
Loans granted from		
— Chengshan Group	—	612
Repayment of loan to		
— Chengshan Group	—	4,191

The related party transactions above were carried out on terms mutually agreed between the parties. In the opinion of the directors of the Company, these transactions are in the ordinary courses of business of the Group and in accordance with the terms of the underlying agreements.

## Notes to the Consolidated Financial Statements

For the year ended 31 December 2020

### 36 Related party transactions (Continued)

#### (b) Balances with related parties

##### (i) Amounts due to related parties

	As at 31 December	
	2020 RMB'000	2019 RMB'000
<b>Current</b>		
Contract liabilities		
— Yunnan Prinx Chengshan Tire Co., Ltd.	3,319	2,895
— Hebei Prinx Chengshan Tire Co., Ltd.	1,314	6
	<b>4,633</b>	2,901
Trade payables		
— Chengshan Group	716	15,917
— Rongcheng Chengshan Energy-Saving Services Co., Ltd.	882	997
	<b>1,598</b>	16,914
	<b>6,231</b>	19,815

The carrying amounts of the Group's amount due to related parties are denominated in the following currencies:

	As at 31 December	
	2020 RMB'000	2019 RMB'000
RMB	6,231	19,815

The aging analysis of trade payables to related parties at respective dates of statement of financial position are as follows:

	As at 31 December	
	2020 RMB'000	2019 RMB'000
Less than 3 months	1,598	16,914

**36 Related party transactions** (Continued)**(b) Balances with related parties** (Continued)**(ii) Amounts due from related parties**

	<b>As at 31 December</b>	
	<b>2020</b> <i>RMB'000</i>	2019 <i>RMB'000</i>
<b>Current</b>		
Trade receivables		
— Sinotruk	<b>211,507</b>	69,163
— Hebei Prinx Chengshan Tire Co., Ltd.	<b>3,863</b>	3,577
	<b>215,370</b>	72,740

The ageing analysis of trade receivables from related parties based on invoice date at respective dates of statement of financial position are as follows:

	<b>As at 31 December</b>	
	<b>2020</b> <i>RMB'000</i>	2019 <i>RMB'000</i>
Less than 3 months	<b>215,370</b>	72,740

**(iii) Lease liabilities**

	<b>As at 31 December</b>	
	<b>2020</b> <i>RMB'000</i>	2019 <i>RMB'000</i>
<b>Non-current</b>		
— Chengshan Group	<b>15,113</b>	1,255
<b>Current</b>		
— Chengshan Group	<b>7,212</b>	7,596
	<b>22,325</b>	8,851



## Notes to the Consolidated Financial Statements

For the year ended 31 December 2020

### 37 Contingencies

In December 2016, Prinx Chengshan (Shandong) Tire Co., Ltd., a subsidiary of the Group, sued Qingdao Xinhonglun Industry and Trade Co., Ltd. for the reason of its failure to transfer ROAD SHINE and GOLD PARTNER trademarks to Prinx Chengshan (Shandong) Tire Co., Ltd. as stipulated in the contract, requesting a ruling that Qingdao Xinhonglun Industry and Trade Co., Ltd. compensate for the economic losses to Prinx Chengshan (Shandong) Tire Co., Ltd. caused by its breach of the contract. In December 2019, the judgment in the First-Instance Judgement that Qingdao Xinhonglun Industry and Trade Co., Ltd. should compensate Prinx Chengshan (Shandong) Tire Co., Ltd. in the amount of RMB 43,300,000 and accrued interest thereon. Qingdao Xinhonglun Industry and Trade Co., Ltd refused to accept the judgement of the First-Instance Judgement and appealed with the Shandong Higher People's Court in December 2019, requesting revocation of the First-Instance Judgement and rejection of all claims of Prinx Chengshan (Shandong) Tire Co., Ltd., and the court rejected the appeal by Qingdao Xinhonglun Industry and Trade Co., Ltd. in December 2020 and upheld the previous verdict. The directors of the Group are of the opinion that this case has not yet been concluded as Qingdao Xinhonglun Industry and Trade Co., still has the rights to apply for retrial after publication date of the financial statements and the receipt of compensation above is uncertain, so it has not been recognized in the financial statements.

### 38 Events occurring after the Reporting Period

There are no events to cause material impact on the Group from the balance sheet date to the date of this report that should be disclosed.

**39 Balance sheet and reserve movement of the Company**

	Note	As at 31 December	
		2020 RMB'000	2019 RMB'000
<b>Assets</b>			
<b>Non-current assets</b>			
Property, plant and equipment		1	2
Interests in subsidiaries		2,233,189	2,281,370
Deferred tax assets		525	383
		<b>2,233,715</b>	<b>2,281,755</b>
<b>Current assets</b>			
Financial assets at fair value through profit or loss		25,479	28,007
Cash and cash equivalents		5,090	12,086
		<b>30,569</b>	<b>40,093</b>
<b>Total assets</b>		<b>2,264,284</b>	<b>2,321,848</b>
<b>Equity</b>			
Share capital	25	200	199
Share premium	25	2,180,207	2,171,942
Reserves	a	76,814	140,980
<b>Total equity</b>		<b>2,257,221</b>	<b>2,313,121</b>
<b>Liabilities</b>			
<b>Current liabilities</b>			
Other payables and accruals		435	2,099
Amounts due to related parties		6,628	6,628
		<b>7,063</b>	<b>8,727</b>
<b>Total liabilities</b>		<b>7,063</b>	<b>8,727</b>
<b>Total equity and liabilities</b>		<b>2,264,284</b>	<b>2,321,848</b>

The balance sheet of the Company was approved by the Board of Directors on 31 March 2021 and were signed on its behalf.

**Che Baozhen**  
Director

**Shi Futao**  
Director

## Notes to the Consolidated Financial Statements

For the year ended 31 December 2020

### 39 Balance sheet and reserve movement of the Company (Continued)

Note (a): Reserve movement of the Company

	Translation reserve RMB'000	Retained earnings/ (accumulated losses) RMB'000	Reserves RMB'000	Total RMB'000
<b>Balance at 1 January 2019</b>	114,964	129,229	—	244,193
Profit for the year	—	3,212	—	3,212
Cash dividends (Note 14)	—	(129,272)	—	(129,272)
Currency translation differences (i)	15,881	—	—	15,881
Employee share option schemes				
— value of employee services (Note 26)	—	—	6,966	6,966
<b>Balance at 31 December 2019</b>	130,845	3,169	6,966	140,980
Profit for the year	—	113,041	—	113,041
Cash dividends (Note 14)	—	(115,989)	—	(115,989)
Currency translation differences (i)	(68,344)	—	—	(68,344)
Employee share option schemes				
— issue of shares (Note 25, 27)	—	—	(2,860)	(2,860)
— value of employee services (Note 26, 27)	—	—	9,986	9,986
<b>Balance at 31 December 2020</b>	62,501	221	14,092	76,814

(i) The Company's functional currency is USD.