

**WEICHAI**  
潍柴

股份編號 Stock code:2338.HK

# 2021 | 中報

## *Interim Report*

**潍柴動力股份有限公司**  
WEICHAI POWER CO., LTD.

## Contents 目錄

Corporate Information	02	公司資料
Financial Summary	06	財務概要
Chairman’s Statement	07	主席報告書
Management Discussion and Analysis	15	管理層討論與分析
Auditors’ Review Report	28	審閱報告
Reviewed Financial Statements		已審閱財務報表
Consolidated Balance Sheet	29	合併資產負債表
Consolidated Income Statement	32	合併利潤表
Consolidated Statement of Changes in Equity	34	合併股東權益變動表
Consolidated Cash Flow Statement	36	合併現金流量表
Company Balance Sheet	38	公司資產負債表
Company Income Statement	40	公司利潤表
Company Statement of Changes in Equity	41	公司股東權益變動表
Company Cash Flow Statement	42	公司現金流量表
Notes to Financial Statements	44	財務報表附註
Supplemental Information		補充資料
Schedule of Extraordinary Profit and Loss	288	非經常性損益明細表
Return on Net Assets (“RONA”) and Earnings Per Share (“EPS”)	289	淨資產收益率和每股收益
Other Information	290	其他資料

## Corporate Information

### Directors

#### Executive Directors

Tan Xuguang (*Chairman and Chief Executive Officer*)

Zhang Quan (*Executive President*)

Xu Xinyu

Sun Shaojun (*Executive President*)

Yuan Hongming (*Executive President*)

Yan Jianbo (*Executive President*)

#### Non-executive Directors

Zhang Liangfu

Jiang Kui

Gordon Riske

Michael Martin Macht

#### Independent Non-executive Directors

Li Hongwu

Wen Daocai

Jiang Yan

Yu Zhuoping

Zhao Huifang

### Supervisors

Lu Wenwu

Ma Changhai

Wu Hongwei

### Company Secretary

Kwong Kwan Tong (*CPA, FCCA, ACMA*)

### Secretary to the Board

Liu Tonggang (*appointed on 17 August 2021*)

Wang Li (*resigned on 17 August 2021*)

## 公司資料

### 董事

#### 執行董事

譚旭光(*董事長兼首席執行官*)

張 泉(*執行總裁*)

徐新玉

孫少軍(*執行總裁*)

袁宏明(*執行總裁*)

嚴鑾鉞(*執行總裁*)

#### 非執行董事

張良富

江 奎

Gordon Riske

Michael Martin Macht

#### 獨立非執行董事

李洪武

聞道才

蔣 彥

余卓平

趙惠芳

### 監事

魯文武

馬常海

吳洪偉

### 公司秘書

鄭焜堂 (*CPA, FCCA, ACMA*)

### 董事會秘書

劉同剛(*於二零二一年八月十七日上任*)

王 麗(*於二零二一年八月十七日辭任*)

## Corporate Information (Continued)

### Securities Affair Representative

Wu Di  
 197, Section A, Fu Shou East Street  
 High Technology Industrial Development Zone  
 Weifang  
 Shandong Province  
 The People's Republic of China  
 Postal Code: 261061  
 Tel: (86) (536)-229 7056  
 Fax: (86) (536)-819 7073  
 Website: <http://www.weichaipower.com>

### Authorised Representatives

Xu Xinyu  
 Kwong Kwan Tong

### Registered Address and Headquarters of the Company

197, Section A, Fu Shou East Street  
 High Technology Industrial Development Zone  
 Weifang  
 Shandong Province  
 The People's Republic of China  
 Postal Code: 261061  
 Tel: (86) (536)-229 7056  
 Fax: (86) (536)-819 7073  
 Website: <http://www.weichaipower.com>

### Place of Business in Hong Kong

Room 3407-3408  
 34/F Gloucester Tower  
 Landmark  
 15 Queen's Road Central  
 Central, Hong Kong

### Legal Advisor

Reed Smith Richards Butler

### Auditor

Deloitte Touche Tohmatsu Certified Public Accountants LLP

## 公司資料 (續)

### 證券事務代表

吳迪  
 中華人民共和國  
 山東省  
 濰坊  
 高新技術產業開發區  
 福壽東街197號甲  
 郵編：261061  
 電話：(86) (536)-229 7056  
 傳真：(86) (536)-819 7073  
 網址：<http://www.weichaipower.com>

### 授權代表

徐新玉  
 鄭焜堂

### 註冊辦事處及公司總部

中華人民共和國  
 山東省  
 濰坊  
 高新技術產業開發區  
 福壽東街197號甲  
 郵編：261061  
 電話：(86) (536)-229 7056  
 傳真：(86) (536)-819 7073  
 網址：<http://www.weichaipower.com>

### 香港營業地點

香港中環  
 皇后大道中15號  
 置地廣場  
 告羅士打大廈  
 34樓3407-3408室

### 法律顧問

禮德齊伯禮律師行

### 核數師

德勤華永會計師事務所(特殊普通合伙)

## Corporate Information (Continued)

### Audit Committee

Jiang Yan (*Chairman*)

Li Hongwu

Wen Daocai

Yu Zhuoping

Zhao Huifang

### Strategic Development and Investment Committee

Tan Xuguang (*Chairman*)

Michael Martin Macht (*Vice-chairman*)

Zhang Quan

Xu Xinyu

Sun Shaojun

Yuan Hongming

Yan Jianbo

Zhang Liangfu

Yu Zhuoping

### Remuneration Committee

Zhao Huifang (*Chairman*)

Tan Xuguang

Jiang Yan

### Nomination Committee

Li Hongwu (*Chairman*)

Xu Xinyu

Zhao Huifang

### Principal Bankers

Industrial and Commercial Bank of China

China Construction Bank Corporation

Bank of China

HSBC

## 公司資料(續)

### 審核委員會

蔣 彥(*主席*)

李洪武

聞道才

余卓平

趙惠芳

### 戰略發展及投資委員會

譚旭光(*主席*)

Michael Martin Macht(*副主席*)

張 泉

徐新玉

孫少軍

袁宏明

嚴鑾鉞

張良富

余卓平

### 薪酬委員會

趙惠芳(*主席*)

譚旭光

蔣 彥

### 提名委員會

李洪武(*主席*)

徐新玉

趙惠芳

### 主要往來銀行

中國工商銀行

中國建設銀行

中國銀行

滙豐銀行

## Corporate Information (Continued)

## Hong Kong H-Share Registrar and Transfer Office

Computershare Hong Kong Investor Services Limited  
Shops 1712–1716 17th Floor, Hopewell Centre  
183 Queen's Road East  
Wanchai  
Hong Kong

## Share Information

Number of issued shares as at 30 June 2021: 8,726,556,821 Shares  
(6,783,516,821 A Shares,  
and 1,943,040,000 H Shares)

Board lot (H Shares) 1,000 H Shares  
(A Shares) 100 A Shares

Abbreviation of the Company's share and Stock Codes

A Shares: Weichai Power (濰柴動力) 000338

H Shares: Weichai Power (濰柴動力) 2338

Stock Exchange Listings

A Shares: Shenzhen Stock Exchange

H Shares: The Stock Exchange of Hong Kong Limited  
(the "Hong Kong Stock Exchange")

## Investors and Media Relations

**The Company:** **Capital Operation Department**  
Tel: (86) 536-229 7056  
Fax: (86) 536-819 7073  
Website: www.weichaipower.com

**Public Relations Consultant:** **Wonderful Sky Financial Group Limited**  
Tel: (852) 2851 1038  
Fax: (852) 2598 1588  
Website: www.wsfg.hk

## 公司資料 (續)

## 香港H股登記及過戶處

香港中央證券登記有限公司  
香港  
灣仔  
皇后大道東183號  
合和中心17樓1712–1716號舖

## 股份資料

於二零二一年 8,726,556,821股  
六月三十日的 (6,783,516,821股A股 ·  
已發行股份數目： 及1,943,040,000股H股)

交易單位(H股) 1,000股H股  
(A股) 100股A股

本公司股份簡稱及股份代號

A股：濰柴動力 (Weichai Power) 000338

H股：濰柴動力 (Weichai Power) 2338

上市交易所

A股：深圳證券交易所

H股：香港聯合交易所有限公司  
(「香港聯交所」)

## 投資者及媒體關係

**公司：** **資本運營部**  
電話：(86) 536-229 7056  
傳真：(86) 536-819 7073  
網址：www.weichaipower.com

**公眾關係顧問：** **皓天財經集團有限公司**  
電話：(852) 2851 1038  
傳真：(852) 2598 1588  
網址：www.wsfg.hk

## Financial Summary

- Revenue amounted to approximately RMB126,388 million, an increase of approximately 33.8%.
- Net profit attributable to the shareholders of the parent amounted to approximately RMB6,432 million, an increase of approximately 37.4%.
- Basic earnings per share was approximately RMB0.80, an increase of approximately 35.2%.

## 財務概要

- 營業收入約為人民幣126,388百萬元，增長約33.8%。
- 歸屬於母公司股東的淨利潤約為人民幣6,432百萬元，增長約37.4%。
- 每股基本盈利約為人民幣0.80元，增長約35.2%。

## Chairman's Statement

## 主席報告書



Dear Shareholders,

On behalf of the Board, I would like to present the reviewed interim results of the Company for the six months' period ended 30 June 2021.

### I. Review of Operating Conditions

In the first half of 2021, adhering to the general keynote of seeking progress while maintaining stability and sustaining high-quality development, the Chinese government focused on the implementation of "Six Priorities" and "Six Stability". As a result, new growth drivers developed rapidly with steady improvement in quality and efficiency. The major macroeconomic indicators were within a reasonable range, and the economic development showed a positive trend of strengthening and improvement on the basis of stability. In the first half of the year, the gross domestic product reached RMB53.2 trillion, representing a year-on-year increase of 12.7%. The heavy-duty truck industry delivered sales volume of 1,045,000 units, representing a year-on-year growth of 28.0%; the construction machinery industry delivered sales volume of 617,000 units (including forklift trucks using internal combustion engines), representing a year-on-year growth of 33.0%.

During the Period, the Company upheld its strategy of being innovation-oriented and going high-end. The dominant position of traditional business has become more solid. The performance contribution of overseas business has increased significantly. New business formats, new energy and new technologies have continued to break through. The Company's industrial structure, cycle structure and regional structure have

各位股東：

本人謹代表董事會呈報本公司截至二零二一年六月三十日止六個月經審閱後的中期業績。

### 一、經營情況回顧

2021年上半年，中國政府堅持穩中求進總基調，持續推動高質量發展，狠抓「六保」「六穩」工作落實，新動能快速成長，質量效益穩步提高，主要宏觀經濟指標保持在合理區間，經濟發展呈現穩中加固、穩中向好態勢。上半年，國內生產總值53.2萬億元人民幣，同比增長12.7%。重卡行業銷量為104.5萬輛，同比增長28.0%；工程機械行業銷量為61.7萬台（其中，叉車為內燃叉車），同比增長33.0%。

報告期內，公司堅持創新引領、邁向高端，傳統業務優勢地位更加穩固，海外業務的業績貢獻顯著提升，新業態、新能源、新科技業務不斷突破，公司產業結構、周期結構和區域結構進一步優化，抗風險能力和綜合競爭力進一步提高。上



## Chairman's Statement (Continued)

been further optimised. Its risk resistance capacity and comprehensive competitiveness have been further improved. In the first half of the year, the Company's revenue increased by approximately 33.8% as compared with that in the corresponding period of 2020 to approximately RMB126,388 million. Net profit attributable to shareholders of the listed company was approximately RMB6,432 million, representing an increase of approximately 37.4% as compared with that in the corresponding period of 2020. Basic earnings per share was RMB0.80, representing an increase of approximately 35.2% as compared with that in the corresponding period of 2020.

### 1. Power System Business

The Company sped up the pace of key technological breakthroughs and led the industrial transformation and upgrade. Leveraging the globally coordinated research and development (R&D) platform, the Company built up its forward-looking design capabilities based on its tool platform and its performance development capabilities based on its segment markets. Our products achieved remarkable results in terms of the reduction of costs, the lowering of fuel consumption and light-weighting. Road-going China VI engines have been in full compliance with the regulatory requirements while non-road-going China IV engines have been under constant upgrades by generations. Our WP2.3N engines have been listed on the first environmental information disclosure list of non-road-going stage IV products in China; the first commercial diesel engines in the world with a thermal efficiency of over 50% were released, which provided powerful technological reserves for the improvement of thermal efficiency in our full series of products. The Company focused on segment markets to consolidate the competitive edges for full series of products. Market performance of engines such as the WP8, WP10.5H, WP12 and WP13 were stable with continuous increase in market share. The consistency of the N-series engines continued to improve and the WP2.5N products were officially released, the dynamics of which fully outperformed its competitive products with all indicators comparable with the first-class standards in China. After entering into the high-end pick-up truck market, such products filled up Weichai's gap in the area of 2L engines. Committed to creating synergy by combining resources and speeding up the integration of the industrial chain, with power system as its core, the Company took full advantage of systematic matching of its products. The continuous breakthrough in the core technologies of three new major powertrains, namely hydraulic powertrains, CVT powertrains and new energy powertrains, enhanced the level of autonomy of and control over our core technologies.

During the Period, the Company's powertrain business hit another record high: sales volume of engines increased year-on-year by 42.8% to 671,000 units, in which the sales volume of heavy-duty truck engines was 339,000 units, representing a year-on-year growth in market share by 3.2 percentage points to 32.4%; sales volume of gear boxes increased year-on-year by 32.4% to 802,000 units, in which the sales volume of heavy-duty truck gear boxes was 782,000 units, representing a year-on-year growth in market share by 2.8 percentage points to 74.9%; sales volume of axles

## 主席報告書(續)

半年，公司實現營業收入約為126,388百萬元人民幣，較二零二零年同期增長約33.8%。歸屬於上市公司股東的淨利潤約為6,432百萬元人民幣，較二零二零年同期增長約37.4%。基本每股收益為0.80元人民幣，較二零二零年同期增長約35.2%。


### 1. 動力系統業務

加快關鍵技術突破，引領行業轉型升級。依託全球協同研發平台，建立基於工具平台的正向設計能力和基於細分市場的性能開發能力，產品降成本、降油耗、輕量化等成效顯著，道路用國六發動機全面滿足法規要求，非道路國四發動機不斷疊代升級，WP2.3N發動機獲得國內首張非道路四階段環保信息公開單；發佈全球首款本體熱效率突破50%的商業化應用柴油機，為全系列產品熱效率提升提供強大的技術儲備。聚焦細分市場，夯實全系列產品競爭優勢。WP8、WP10.5H、WP12、WP13等發動機市場表現穩定，市場佔有率不斷提升；N系列發動機一致性持續提升，WP2.5N完成產品放行，動力性全面超越競品，各項指標挑戰國內一流水平，進軍皮卡高端市場，填補了濰柴在2L發動機領域的空白。堅持資源協同，加速推進產業鏈一體化。以動力系統為核心，充分發揮系統匹配優勢，「液壓動力總成、CVT動力總成、新能源動力總成」新三大動力總成核心技術不斷突破，關鍵核心技術實現自主可控。

報告期內，動力總成業務再創歷史新高，銷售發動機67.1萬台，同比增長42.8%，其中重卡發動機銷售33.9萬台，市場份額同比提升3.2個百分點至32.4%；銷售變速箱80.2萬台，同比增長32.4%，其中重卡變速箱銷售78.2萬台，市場份額同比提升2.8個百分點至74.9%；銷售車橋63.8萬根，同比增長19.5%。同時，戰

## Chairman's Statement (Continued)

increased year-on-year by 19.5% to 638,000 units. At the same time, our high-end strategic products continued to develop, with sales revenue of large-diameter engines achieving RMB520 million, representing a year-on-year growth of 24.2%, and sales revenue of high-end hydraulic products achieving RMB290 million, representing a year-on-year growth of 27.3%.




## 2. Complete Vehicles and Machineries Business

Upholding a strategy driven by complete vehicles and machineries, the Company sped up the coordination of resources and the optimisation and upgrade of the industry chain, and further enhanced its comprehensive strengths. Focusing on customers' demand and keeping up with the upgrade of laws and regulations, Shaanxi Heavy-duty Motor Company Limited (陝西重型汽車有限公司), a controlling subsidiary of the Company, promoted the adjustment and optimisation of its product structure thereby achieving a stable improvement in operational results with a total heavy-duty trucks sales volume of 117,000 units in the Period, representing a year-on-year growth of 32.4%. Seizing the opportunity of China VI and consolidating the leading advantage, the Company determined to win the "five critical battles" of elimination of China V, introduction of China VI, breakthrough in long-distance standard cargo capacity, improvement in regional targets and marketing guarantee support. The Company delivered high-quality products with high customer satisfaction in an efficient manner; it continued to maintain the industry's leading edge in the segment markets of tractor economic market, port tractor market, and sand and gravel transportation market. Upholding an innovation-driven approach to create new competitive edges, Delong X6000, a new generation of high-end product platform, performs significantly well in fuel saving, comfort, safety and intelligence, precisely meeting the demand of high-efficiency logistics such as fast delivery and point-to-point express. The Company accelerated the effective combination of management of customers' demand with the internet throughout the life cycle of trucks, and launched the SIC-PILOT platform to create

## 主席報告書(續)

略高端產品繼續發力，大缸徑發動機實現收入5.2億元人民幣，同比增長24.2%；高端液壓實現國內收入2.9億元人民幣，同比增長27.3%。



## 2. 整車整機業務

圍繞整車整機帶動戰略，加速資源協同和產業鏈優化升級，綜合實力進一步增強。本公司控股子公司陝西重型汽車有限公司以客戶需求為中心，以法規升級為導向，推動產品結構調整優化，經營業績穩步提升，上半年累計銷售重型卡車11.7萬輛，同比增長32.4%。搶抓國六機遇，夯實領先優勢。堅決打贏國五消化、國六導入、長途標載突破、區域目標提升、營銷保障支持「五大攻堅戰」，高效交付客戶滿意的高品質產品；在牽引車經濟市場、港口牽引市場、砂石料運輸等細分市場繼續保持行業第一領先優勢。堅持創新驅動，塑造競爭新優勢。新一代高端產品平台德龍X6000在節油、舒適、安全、智能等方面性能優勢明顯，精準滿足快遞快運、平原專線等高效物流動力需求；加快卡車全生命周期客戶需求管理與互聯網的有效融合，發佈SIC-PILOT平台，打造不同場景下的自動駕駛解決方案

## Chairman's Statement (Continued)

automatic driving solutions under different scenarios. Meanwhile, the fuel battery project has successfully passed the examination of the National Ministry of Industry and Information. The capacity expansion for heavy-duty trucks and the improvement projects for quality inspection capabilities have been steadily progressing, accumulating new momentum for development.

## 主席報告書(續)

案。同時，燃料電池項目順利通過國家工信部審核，重卡擴能、質量檢測能力提升項目穩步推進，積蓄發展新動能。




## 3. Intelligent Logistics Business

KION Group AG ("KION"), an overseas controlling subsidiary of the Company, is a globally leading supplier in the area of intralogistics, and has two major businesses of Industrial Trucks & Services and Supply Chain Solutions. In the first half of 2021, benefitting from the recovery of Industrial Trucks & Services and the continuous growth of Supply Chain Solutions, KION has delivered an outstanding performance in various operating indicators and realised a sales revenue of EUR4.968 billion, representing a year-on-year growth of 26.5%. In particular, the sales volume from the business of Supply Chain Solutions (represented by Dematic Group) had a substantial year-on-year increase of 52.8%. A net profit of EUR290 million was realised, representing a year-on-year growth of 4.8 times. With the recovery of global economy, it is expected that KION will continue to stage a revival in sales volume in the second half of the year.

## 3. 智能物流業務

公司海外控股子公司KION Group AG(「凱傲」)是內部物流領域的全球領先供應商，主要包括工業車輛和服務 (Industrial Trucks & Services)、供應鏈解決方案 (Supply Chain Solutions)等兩大業務。2021年上半年，得益於工業車輛和服務的復蘇及供應鏈解決方案的持續增長，凱傲各項經營指標表現優異，實現銷售收入49.68億歐元，同比增長26.5%，尤其是以德馬泰克為代表的供應鏈解決方案業務銷售額同比大幅增長52.8%；實現淨利潤2.9億歐元，同比增長4.8倍。隨著全球經濟回暖，預計凱傲下半年將繼續保持銷量回升態勢。



## Chairman's Statement (Continued)

## 主席報告書(續)

#### 4. New Business Format, New Energy and New Technology

The Company actively implemented the new energy development strategy of China by continuously expediting the development of industry layout and making breakthroughs in core technologies, with a view to facilitating the re-engineering of the industrial chain and the upgrade of value chain. The Company mastered key technologies and took lead in industry development. The strategic cooperation with Switzerland-based FISCHER Spindle Group AG further extended the vertical layout of fuel cell industrial chain, strengthened the core competitiveness of fuel cell powertrain and made up for the shortcomings in the hydrogen-fueled batteries core components in China. The Company built an internationally quality fuel cell industrial park which integrates functions including R&D, testing, inspection and trial production, providing comprehensive industrial chain testing capability covering aspects including "basic materials – single cell – voltaic pile – key components – engines – power system – complete vehicles" of hydrogen-fueled batteries. We supported the launch of 29 fuel cell specialized bus routes in the country with a total mileage of over 8 million kilometres. This year in March, the nation's only National Fuel Cell Technology Innovation Centre (國家燃料電池技術創新中心) was established in Shandong, as led by Weichai Power. Supported by the new generation of information technology, the Company sped up the pace of digital transformation. Focusing on our customers and leveraging big data and digitisation, we used new technologies including "big data, intelligent technologies, mobile network, cloud computing and internet of things (IoT)" to promote the digitisation of business, realise intelligent R&D, intelligent supply chain, intelligent service and intelligent operation, develop artificial intelligence and internet of vehicles businesses and expedite the development of artificial intelligence technologies to achieve "business scenario + AI".

#### 4. 新業態、新能源、新科技

公司積極貫徹國家新能源發展戰略，不斷加快產業佈局和核心技術突破，推動產業鏈再造和價值鏈升級。掌控關鍵技術，引領行業發展。與瑞士飛速集團戰略合作，進一步縱向延伸燃料電池產業鏈佈局，提高燃料電池動力總成的核心競爭力，彌補我國氫燃料電池核心部件短板；建成集研發、測試、檢驗、試製等功能於一體的國際一流水平的燃料電池產業園，形成了覆蓋氫燃料電池「基礎材料—單電池—電堆—關鍵部件—發動機—動力系統—整車」的完整產業鏈檢驗檢測能力；在全國開通燃料電池公交專綫29條，運行里程超過800萬公里。今年3月份，由濰柴動力牽頭，全國唯一的國家燃料電池技術創新中心落戶山東。以新一代信息技術為支撐，加快數字化轉型。以客戶為中心，依託大數據、信息化載體，運用「大智移雲物」新技術，推進業務數字化，實現智慧研發、智慧供應鏈、智慧服務、智慧運營；佈局人工智能、車聯網等業務，加快人工智能技術發展，實現「業務場景+AI」落地。



## Chairman's Statement (Continued)

**II. Dividends and Capitalisation of Reserve**

On 28 June 2021, the Company's 2020 profit distribution proposal was considered and approved at the Company's 2020 annual general meeting. Based on the 8,726,556,821 shares in total, the Company distributed to all shareholders a cash dividend of RMB2.33 (including tax) for every 10 shares held, without any capitalisation of reserve.

On 30 August 2021, under the authority granted by the shareholders of the Company, the Board considered and approved the distribution to all shareholders of a cash dividend of RMB1.85 (including tax) for every 10 shares held, based on the total number of shares of the Company of 8,726,556,821 shares, without any capitalisation of reserve. Please refer to the announcement issued by the Company on 8 September 2021 for details on the closure of registers of members in determining the shareholders who are eligible for the 2021 interim dividend.

**III. Outlook and Prospects**

Looking into the second half of 2021, the global economy is expected to recover gradually. The recovery of the world's economies will show a diversified pattern. On one hand, the international trade landscape will continue to undergo adjustments with uncertain inflations and more external instabilities and uncertainties. On the other hand, from the perspective of the domestic situation, making progress while maintaining stability will remain the general keynote. The overall internal driving force for the economy will continue to strengthen and market entities will be constantly motivated. Affected by factors including the emission standard upgrade of China VI products, normalisation of the regulations of oversize and overloading and increase in investment in infrastructure, it is expected that the development of the heavy-duty truck industry will be driven jointly by the updated and new demands. Sales volume of light-duty truck industry will be stable due to increasing logistics demands in segments including e-commerce, urban distribution and cold chain and the accelerated compliance progress of light-duty truck industry. The "new infrastructure" will lead to expansion of 5G applications and acceleration of construction of industrial internets and data centres, which will boost the rapid development of various related industries with increasing demand for electricity and bring positive prospects to the electricity market. The commencement of online trading of the national carbon market together with the environmentally-friendly and low-carbon trend in industrial structure and energy consumption will bring opportunities for the high-quality developments of the Company's new energy and other strategic businesses.

## 主席報告書(續)

**二、股息及資本金轉增股本**

2021年6月28日，本公司2020年度股東周年大會審議通過2020年度利潤分配方案，以公司總股數8,726,556,821股為基數，向全體股東每10股派發現金紅利人民幣2.33元(含稅)，不實施公積金轉增股本。

2021年8月30日，本公司董事會根據股東授權，審議通過以公司總股數8,726,556,821股為基數，向全體股東每10股派發現金紅利人民幣1.85元(含稅)，不實施公積金轉增股本。有關暫停辦理股份過戶登記以釐定合資格收取2021年中期股息的股東的詳情，請參閱本公司於2021年9月8日刊發的公告。

**三、發展前景與展望**

2021年下半年，全球經濟逐漸復蘇，世界經濟復蘇日益呈現「雙軌」態勢，國際貿易格局持續調整，通脹形勢尚不明朗，外部不穩定不確定因素較多。從國內形勢來看，穩中求進依然是主基調，經濟整體內生動力持續增強，市場主體活力不斷激發；受國六排放升級、治超限載常態化、基建投資加碼等影響，預計更新及新增需求將共同驅動重卡行業發展；電商、城配、冷鏈等物流需求繼續增長及輕卡行業的合規化進程加快，輕卡行業銷量將趨於平穩；「新基建」推動，5G應用拓展，工業互聯網、數據中心建設加快，將帶動一系列相關產業的快速發展，電量需求進一步加大，發電市場持續向好；全國碳市場上線交易啟動，產業結構和能源消費的綠色低碳化，將為公司新能源等戰略業務高質量發展帶來機遇。

## Chairman's Statement (Continued)

Adhering to the principle of aiming at customer satisfaction, the Company will seize opportunities in segment markets, speed up the development high-end products and keep enhancing the level of operation, with a view to consolidating the core competitive advantage of the Company.

Focusing on achieving the annual sales target, the Company will strive for market expansion. By adhering to a customer-oriented approach and giving full play to the advantage of comprehensive full-series products, the Company will target at strategic markets and emerging markets and steadfastly capture market demands and secure orders. We analyse customer demand accurately and offer good product portfolios by focusing on key segment markets such as express and freight delivery and urban logistics. By paying close attention to the transition to China VI products, we will improve on our shortcomings and weaknesses to achieve independence and controllability over the industrial chain and supply chain. By strengthening the expansion in non-road-going markets such as construction machinery, agricultural equipment and industrial power, we speed up the application of large-diameter engines to the high-end markets such as big data centers and emergency power supply for mining. We will conduct systematic analysis on emission regulations and industry trends to adjust structures, remedy shortcomings and coordinate product and technology planning. Adhering to the innovation-driven approach, the Company will accelerate its pace in the move to the middle and upper end of the value chain. Through maintaining high standards and making significant investments in R&D, we will put our globally coordinated R&D resources to good use and make breakthroughs in key core technologies, with a view to maintaining our leading position with reference to indicators including product affordability, reliability and power performance. We will take the lead in green development with continuous improvement in the thermal efficiency of all series of engines and accelerate development of 51% thermal efficiency. We will promote strenuously the development of hydraulic power system for construction machineries and agricultural equipment CVT powertrain to break through the technology blockades of foreign countries and gain an edge in terms of product differentiation. We will accelerate the development of electric control system of engine, new energy and hydraulics with a focus on getting beyond the stage of cooperation for development in the production of key chips in China. The Company will focus on improving quality and efficiency and enhancing the quality of operation comprehensively. We will carry on cost reduction work during the courses of processing, design, procurement and manufacturing and take multiple measures to enhance the profitability of different series of products. The Company will rely on indicators and data to strengthen the digging of

## 主席報告書(續)

本公司將繼續堅持客戶滿意為宗旨，搶抓細分市場機遇，加速產品邁向高端，持續優化運營水平，不斷夯實企業核心競爭優勢。

圍繞完成全年銷售目標，打好市場開拓攻堅戰。堅持客戶導向，充分發揮全系列全領域產品優勢，瞄準戰略市場、新興市場發力，堅定不移搶市場、保訂單。精準分析客戶需求，聚焦快遞快運、城市物流等重點細分市場，打好產品組合拳；密切關注國六產品切換情況，提升短板弱項，提升產業鏈、供應鏈自主可控能力；加強對工程機械、農業裝備、工業動力等非道路市場的開拓，加快大缸徑發動機在大型數據中心、礦用應急電源等高端市場的應用；系統分析排放法規和行業變化趨勢，持續調結構、補短板，統籌做好產品、技術規劃。堅持創新驅動，加快邁向價值鏈中高端。繼續保持研發高標準、大投入，用好全球協同研發資源，突破關鍵核心技術，確保產品經濟性、可靠性、動力性等各項指標保持領先；持續提升全系列發動機熱效率，加快完成51%熱效率開發，引領綠色發展；全力推動工程機械液壓動力系統、農業裝備CVT動力總成開發，打破國外技術封鎖，建立產品差異化優勢；加速推進發動機、新能源、液壓等電控系統的開發，重點突破關鍵芯片國產化合作開發進程。聚焦提質增效，全面提升運營質量。持續開展工藝、設計、採購、製造降成本工作，多舉措提升各系列產品盈利能力；以指標和數據为抓手，強化對企業內外部運營信息的挖掘，以數字化能力支撐業務模式創新。推進WOS體系全覆蓋，以質量管理體系為統領，打造研發質量、生產質量、銷售質量和質量管理相互統一、嚴密銜接的管理體系，實現全鏈條的標準化管理。深化創新生態建設，打造幹事創業新高地。強化人才隊伍建設，面向海內外高端人才市場引進一批高層次人才，實現人才隊伍建設與產業發展相適應、相匹配；開展實施立「軍令狀」和揭榜掛帥制

## Chairman's Statement (Continued)

internal and external operating information and support the innovation of business model with digitalisation capabilities. We will promote the full coverage of the WOS system and, as guided by the quality management system, build a management system which integrates the quality of R&D, production, sales and management, with an aim of realising standardised management of the entire chain. We will step up on the construction of an eco-system for innovation and achieve a new height in business and entrepreneurship. We will strengthen the talent-pool building and introduce high-level talents from domestic and overseas high-end talent markets to match the construction of talent-pool with industrial development. The Company will launch a system of personal undertaking and implement innovative incentive systems including virtual stimulation of production value, upfront incentives and results-sharing, for the purpose of motivating technical staff to be innovative and creative. The Company will also create an atmosphere which shows respects to labour, knowledge, talents and creation, with a view to fundamentally activating the potential and vitality of talents and achieving mutual growth and development of our employees and of the Company, thereby fully enhancing the core competitiveness of the Company.

## IV. Appreciation

Last but not least, I would like to express my sincere appreciation to all our shareholders, the general public and our customers for their care and support, as well as to all of our staff for their hard work and dedication!

**Tan Xuguang**

*Chairman and Chief Executive Officer*

Hong Kong, 30 August 2021

## 主席報告書(續)

度，創新實施虛擬產值、前置激勵、成果分紅等激勵機制，激活科技人員創新創造熱情；營造尊重勞動、尊重知識、尊重人才、尊重創造的良好氛圍，從根本上激發人才的潛力和活力，實現員工成長與企業發展的相互成就，全面提升公司核心競爭力。

## 四、致謝

最後，我謹向關心和支持本公司的所有股東及社會各界人士、廣大客戶，向勤勉工作的全體員工，表示衷心的感謝！

*董事長兼首席執行官*

**譚旭光**

香港，二零二一年八月三十日

# Management Discussion and Analysis

# 管理層討論與分析

The Directors are pleased to present a management discussion and analysis of the results of operations of the Group for the six months ended 30 June 2021 (the “Period”) as follows:

董事欣然提呈本集團截至二零二一年六月三十日止六個月(「本期間」)經營業績之管理層討論與分析，詳情如下：

## I. Industry Analysis

The Company is one of the vehicle and equipment manufacturing conglomerates in the PRC with the best comprehensive strengths. It is a leading company in the markets of powertrain, complete vehicles and machines, hydraulic controlling parts and automotive electronics and parts and components and is equipped with the most comprehensive golden industrial chain of engines, gear boxes and axles, and offers related aftersales market services. Meanwhile, with its leading advantages in intelligent logistics, the Group can provide the most comprehensive logistics solutions to its customers.

## 一、行業分析

本公司為中國綜合實力最強的汽車及裝備製造產業集團之一，是動力總成、整車整機、液壓控制和汽車電子及零部件市場領先公司，具有最完善的發動機、變速箱及車橋黃金產業鏈和後市場服務。同時，本集團憑藉在智能物流領先優勢，為客戶提供最完善整體物流解決方案。

### 1. Commercial Vehicles and Construction Machinery Industries

In the first half of 2021, with the commencement of COVID-19 vaccination in various countries, global economic activities have gradually resumed. However, the appearance of variants of COVID-19 in many countries and the discrepancies in the supply of vaccines and the governments’ capabilities to provide policy support have caused regional differences and uncertainties in the recovery of the world economy. The Chinese government adhered to the implementation of “Six Priorities” and “Six Stability”, leading to a steady recovery in the epidemic control and economic growth. In the first half of the year, the gross domestic product of the PRC reached RMB53.2 trillion, representing a year-on-year increase of 12.7%.

### 1. 商用車和工程機械行業

二零二一年上半年，隨著新冠肺炎疫苗在各國展開接種，全球經濟活動逐步恢復。但變種新冠病毒在多國出現，而疫苗供應和各國政府提供政策支持能力不同，使世界經濟復蘇出現區域性差異及不確定性。中國政府堅持落實「六保」、「六穩」工作，在疫情防控和經濟發展都呈現穩中向好的態勢。上半年國內生產總值達人民幣53.2萬億元，同比增長12.7%。

Benefitting from the favourable factors such as upgrade of emission standards, normalisation of overloading control, national investment in fixed assets and new infrastructures, and the promotion of the application of big data and 5G, the domestic commercial vehicles and construction machinery industries operated at a high level. During the Period, the heavy truck market achieved a sales volume of approximately 1.045 million units, representing a year-on-year increase of approximately 28.0%; the construction machinery industry (including forklift trucks using internal combustion engines) achieved a sales volume of approximately 617,000 units in the first half of the year, representing a year-on-year increase of approximately 33.0%.

受惠於排放標準升級、治超常态化、國家固定資產投資、新基建項目、大數據和5G拓展應用項目推進等有利因素影響，國內商用車和工程機械市場保持高位運行。於本期間，重卡市場實現銷售約104.5萬輛，同比上升約28.0%；工程機械行業(包括內燃叉車)上半年實現銷售約61.7萬台，同比增長約33.0%。



## Management Discussion and Analysis (Continued)

### 2. Forklift Truck and Supply Chain Solutions Industry

During the Period, the global economy had a better performance than the corresponding period in 2020. The Chinese economy continued to grow with the pandemic under control, while due to the fragmented and slow progress of vaccination as well as the travel restrictions in some cities, the pace of recovery of the Eurozone economy has been slow. With the gradual recovery of economy, the order size of industrial forklift trucks increased significantly by 72.3% to approximately 1,217,500 units as compared to approximately 706,400 units in the same period of the previous year. In particular, the increase recorded in China, North America, Western Europe and Eastern Europe was over 70%. Driven by the e-commerce, food and consumer goods retail industries, there has been an increase in demand for automation and intelligence in warehouses and distribution centres, leading to continuous and steady growth in the supply chain solutions industry.

## II. The Group's Business

An analysis of the Group's business segments is set out in Note XIV.2 to the consolidated financial statements. The following is an overview of the operating conditions of the major products of the Group:

### 1. Powertrain, Complete Vehicles and Machines and Key Components

The Group had the most comprehensive powertrain system covering engines, gear boxes and axles. With the advantages of the globally coordinated R&D platform, the Company sped up on making breakthroughs in core technologies. With powertrain as the core, the Company took full advantage of systematic matchings. The Company strengthened its capabilities of research and development based on segment markets and achieved outstanding results in different aspects including reduction of costs, lowering of fuel consumption as well as light-weighting. We continued to improve the core competitiveness of products and sped up the integration of industrial chain. In the first half of 2021, the Company sold a total of approximately 671,000 units of engines and approximately 802,000 units of gear boxes, representing a year-on-year increase of approximately 42.8% and approximately 32.4%, as compared with their respective sales of approximately 470,000 units and approximately 605,000 units in the corresponding period last year. The engines segment contributed approximately RMB32,979 million to the Group's sales revenue during the Period, representing a year-on-year increase of 47.4%.

## 管理層討論與分析(續)

### 2. 叉車及供應鏈解決方案行業

於本期間，全球經濟表現較二零二零年同期為佳。中國在疫情受控環境下經濟持續增長，但歐元區因疫苗推展較零散和緩慢及一些城市仍保持旅行限制措施減慢了復蘇步伐。隨著經濟逐漸恢復，工業叉車訂單量由去年同期約70.64萬輛大幅增加至約121.75萬輛；同比增長約72.3%。其中，中國、北美、西歐和東歐地區增幅超過百分之七十。在電子商貿，食品和消費品零售行業帶動，倉庫物流和配送中心自動化和智能化需求不斷提高，使供應鏈解決方案行業持續穩定增長。

## 二、本集團之業務

本集團業務分部之分析載於合併財務報表附註十四、2。本集團主要產品之經營狀況概述如下：

### 1. 動力總成、整車整機及關鍵零部件

本集團擁有最完善動力總成系統；包括發動機、變速箱和車橋。公司發揮全球協同研發平台優勢，加快關鍵技術突破；以動力總成為核心，發揮系統配套優勢；強化基於細分市場的開發能力，在降成本、降油耗及輕量化等方面成效突出。在持續提升產品核心競爭力，同時加速產業鏈一體化進程。於二零二一年上半年，本公司共銷售發動機約67.1萬台；變速箱約80.2萬台，比去年同期約47.0萬台和60.5萬台，分別增長約42.8%和32.4%。發動機業務於本期間為本集團貢獻銷售收入約人民幣32,979百萬元，同比增長47.4%。

## Management Discussion and Analysis (Continued)

During the Period, orientated by customers' needs and guided by upgrades in laws and regulations, Shaanxi Heavy-duty Motor Company Limited (陝西重型汽車有限公司), a controlling subsidiary of the Group, optimised its product structure and seized market share. During the Period, the Group's aggregate sales of heavy-duty truck engines amounted to approximately 117,000 units, representing a year-on-year growth of approximately 32.4%.

### 2. Intelligent Logistics

During the Period, the Group's sales of industrial forklift trucks in China and the North America outperformed the market. Sales order for forklift trucks increased from approximately 88,900 units in the corresponding period last year to approximately 155,500 units, representing a year-on-year increase of approximately 74.8%. The total value of order intake for the first half of the year increased significantly by approximately 51.0% to approximately EUR4,021 million. In addition, the Company continued to receive big-ticket orders from e-commerce customers for supply chain solutions, leading to the total value of order intake of approximately EUR1,869 million in the first half of the year, representing a year-on-year increase of approximately 7.2%. Intelligent logistics services contributed approximately RMB38,706 million to the Group's sales revenue during the Period, which increased by approximately 28.7% as compared with approximately RMB30,082 million in the corresponding period last year.

## III. Financial Review

### 1. The Group's Results of Operations

#### a. Revenue

In the first half of 2021, the Group's revenue amounted to approximately RMB126,388 million, representing an increase of approximately RMB31,893 million or 33.8% from approximately RMB94,495 million in the corresponding period in 2020, largely benefitting from the fact that the global economy gradually recovered and the domestic commercial vehicles and construction machinery market operated at a high level. Revenue from principal operations amounted to approximately RMB120,523 million, representing an increase of approximately RMB29,453 million or approximately 32.3% from approximately RMB91,070 million in the corresponding period last year.

## 管理層討論與分析(續)

於本期間，集團控股子公司陝西重型汽車有限公司以客戶需求為中心，以法規升級為導向，優化產品結構，搶佔市場份額。於本期間，本集團共售出重型卡車約11.7萬輛，同比增長約32.4%。

### 2. 智能物流

於本期間，本集團在中國和北美地區工業叉車銷量表現優於市場。叉車訂單量由去年同期約8.89萬輛增加至本期約15.55萬輛，同比增加約74.8%。叉車上半年訂單總值比去年同期大幅增長約51.0%至約4,021百萬歐元；而供應鏈解決方案服務中電子商貿客戶大額訂單持續，上半年訂單總值約1,869百萬歐元，同比增加約7.2%。智流物流業務於本期間為本集團貢獻銷售收入約人民幣38,706百萬元，比去年約人民幣30,082百萬元增加約28.7%。

## 三、財務回顧

### 1. 本集團之經營業績

#### a. 營業收入

二零二一年上半年本集團營業收入約為人民幣126,388百萬元，比二零二零年同期約人民幣94,495百萬元上升約人民幣31,893百萬元，同比增長33.8%。主要受惠於全球經濟逐步恢復和國內商用車和工程機械市場保持高位運行。主營業務收入約為人民幣120,523百萬元，比去年同期約人民幣91,070百萬元增加約人民幣29,453百萬元，同比增加約32.3%。

## Management Discussion and Analysis (Continued)

## 管理層討論與分析(續)

## b. Profit from Principal Operations

During the Period, the Group generated profit from principal operations in the amount of approximately RMB23,433 million, representing an increase of approximately RMB5,202 million or 28.5% from approximately RMB18,231 million recorded in the corresponding period in 2020. It was mainly driven by the substantial increase in sales of engines and the rapid recovery of intelligent logistics business. Although prices of commodities rose during the Period, we maintained a stable profit margin from principal operations at approximately 19.4% under the Company's strict control of costs.

## c. Distribution and Selling Expenses

The distribution and selling expenses increased by approximately RMB1,000 million or 18.8% from approximately RMB5,313 million in the corresponding period of 2020 to approximately RMB6,313 million during the Period. The increase of distribution and selling expenses was primarily attributable to a substantial increase in revenue, as well as the increase in both the costs of freight and packaging and the after-sales and repair fees. With the effective control over expenses by the Company, the distribution and selling expenses as a percentage of revenue decreased to approximately 5.0% during the Period from approximately 5.6% during the corresponding period last year.

## d. General and Administrative Expenses

General and administrative expenses increased by approximately RMB813 million or 23.9% from approximately RMB3,397 million in the corresponding period of 2020 to approximately RMB4,210 million during the Period. The increase in general and administrative expenses was mainly due to business resuming expansion, which led to increase in staff costs and external support fees, while the overall expenses were under effective control and the general and administrative expenses as a percentage of revenue decreased from approximately 3.6% in the corresponding period last year to approximately 3.3% during the Period.

## b. 主營業務利潤

於本期間，本集團主營業務利潤約人民幣23,433百萬元，比二零二零年同期約人民幣18,231百萬元增加約人民幣5,202百萬元或28.5%，主要受惠於發動機銷售大幅增長和智能物流業務迅速恢復所帶動。雖然大宗商品價格於本期間有所上升，但在公司嚴格控制成本下，主營業務利潤率維持平穩約19.4%。

## c. 銷售費用

銷售費用由二零二零年同期約人民幣5,313百萬元上升至本期間約人民幣6,313百萬元，上升約人民幣1,000百萬元或18.8%。銷售費用增加主要是營業額大幅增長，相關運費及包裝費和三包及產品返修費用有所增加。在公司有效控制費用下，銷售費用佔營業收入比例由去年同期約5.6%下降至本期間約5.0%。

## d. 管理費用

管理費用由二零二零年同期約人民幣3,397百萬元上升至本期間約人民幣4,210百萬元，上升約人民幣813百萬元或23.9%。管理費用增加主要是業務恢復擴張增加了員工成本和外部支持費，而整體費用得到有效控制管理費用佔營業收入比例由去年同期約3.6%下降至本期間約3.3%。

## Management Discussion and Analysis (Continued)

## 管理層討論與分析(續)

- e. Earnings Before Interest and Tax (EBIT)  
During the Period, the Group's EBIT was approximately RMB10,503 million, representing an increase of approximately RMB3,210 million or 44.0% from approximately RMB7,293 million in the corresponding period last year. The increase in EBIT was primarily attributable to the significant increase of contribution by engine and intelligent logistics segments during the Period, increasing EBIT margin of the Group from approximately 7.7% in the corresponding period of 2020 to approximately 8.3% during the Period.
- f. Finance Expenses  
Finance expenses decreased from approximately RMB166 million in the corresponding period of 2020 to a net finance income of approximately RMB196 million during the Period. This was mainly due to the increase in net interest income by approximately RMB177 million and the increase in foreign exchange gain.
- g. Income Tax Expenses  
The Group's income tax expenses increased by 71.3% from approximately RMB1,003 million in the corresponding period in 2020 to approximately RMB1,717 million during the Period, which was mainly attributable to increase in total profit. During the Period, The Group's increase in offshore profits led to the increase in the average effective tax rate from approximately 15.0% in the corresponding period last year to approximately 17.2% during the Period.
- h. Net Profit and Net Profit Margin  
The Group's net profit for the Period was approximately RMB8,255 million, representing an increase of approximately RMB2,553 million or 44.8% from approximately RMB5,702 million in the corresponding period last year. Net profit margin for the Period was approximately 6.5%, which increased by 0.5 percentage points from approximately 6.0% in the corresponding period last year.
- e. 息稅前利潤(EBIT)  
於本期間，本集團息稅前利潤約為人民幣10,503百萬元，比去年同期約人民幣7,293百萬元增加約人民幣3,210百萬元或44.0%。息稅前利潤增加主要是於本期間發動機和智能物流分部貢獻大幅提升，使本集團息稅前利潤率由二零二零年同期約7.7%上升至本期間約8.3%。
- f. 財務費用  
財務費用由二零二零年同期約人民幣166百萬元減少至本期間淨財務收入約人民幣196百萬元。主要是淨利息收入增加約人民幣177百萬元和匯兌收益增加。
- g. 所得稅費用  
本集團所得稅費用由二零二零年同期約人民幣1,003百萬元增加至本期間約人民幣1,717百萬元，同比上升71.3%，主要受利潤總額上升所影響。於本期間本集團境外利潤增加使平均實際稅率由去年同期約15.0%上升至本期間約17.2%。
- h. 淨利潤及淨利潤率  
於本期間，本集團淨利潤約為人民幣8,255百萬元，比去年同期約人民幣5,702百萬元，增加約人民幣2,553百萬元或44.8%。於本期間淨利潤率約為6.5%，與去年同期約6.0%比較，上升0.5個百分點。

## Management Discussion and Analysis (Continued)

## 管理層討論與分析(續)

## i. Liquidity and Cash Flow

During the Period, the Group generated net operating cash flows of approximately RMB7,151 million and cash inflow from financing activities of approximately RMB15,922 million. A portion of such proceeds was applied to repaying debts, paying investment monies and paying for the acquisition of property, plant and equipment for the expansion of the Group's business. As at 30 June 2021, the Group's gearing ratio (interest-bearing debts/(interest-bearing debts + shareholders' equity)) was approximately 21.5% (31 December 2020: approximately 26.6%).

## 2. Financial Position

## a. Assets and Liabilities

As at 30 June 2021, the Group had total assets of approximately RMB304,182 million, of which approximately RMB184,238 million were current assets. As at 30 June 2021, the Group had cash and cash equivalents of approximately RMB77,393 million (as at 31 December 2020: approximately RMB62,216 million). On the same date, the Group's total liabilities amounted to approximately RMB203,165 million, of which approximately RMB142,150 million were current liabilities. The current ratio was approximately 1.30x (as at 31 December 2020: 1.23x).

## i. 流動資金及現金流

於本期間，本集團產生經營現金流量淨額約人民幣7,151百萬元，而籌資活動產生的現金流入約人民幣15,922百萬元。其中部份已用於償還債務，支付投資款項，支付購建物業、機器及設備以擴展本集團之業務。於二零二一年六月三十日本集團之資本負債比率(計息債務/(計息債務+股東權益))約為21.5%(於二零二零年十二月三十一日：約26.6%)。

## 2. 財務狀況

## a. 資產及負債

於二零二一年六月三十日，本集團資產總額約為人民幣304,182百萬元，其中流動資產約為人民幣184,238百萬元。於二零二一年六月三十日，本集團擁有約人民幣77,393百萬元的貨幣資金(於二零二零年十二月三十一日：約人民幣62,216百萬元)。同日，本集團負債總額約為人民幣203,165百萬元，其中流動負債約為人民幣142,150百萬元。流動比率約為1.30倍(於二零二零年十二月三十一日：1.23倍)。

## Management Discussion and Analysis (Continued)

## 管理層討論與分析(續)

## b. Capital Structure

As at 30 June 2021, the Group had total equity of approximately RMB101,018 million, of which approximately RMB69,770 million was attributable to equity holders of the Company and the balance was minority interests. Interest attributable to minority interest holders included the perpetual bonds in the principal amount of US\$775 million issued in September 2017. The borrowings of the Group as at 30 June 2021 amounted to approximately RMB27,640 million, which included bonds of approximately RMB7,027 million and bank borrowings of approximately RMB20,613 million. The bank borrowings included approximately RMB3,057 million of fixed interest rate bank borrowings and approximately RMB17,556 million of floating interest rate bank borrowings. Borrowings repayable on demand or within a period not exceeding one year were approximately RMB8,647 million; borrowings repayable within a period of more than one year but not exceeding two years were approximately RMB679 million; borrowings repayable within a period of more than two years but not exceeding five years were approximately RMB10,596 million; and borrowings repayable within a period of more than five years were approximately RMB691 million. Other than Euro denominated borrowings, USD-denominated borrowings and GBP-denominated borrowings equivalent to approximately RMB15,690 million, approximately RMB1,190 million and approximately RMB248 million respectively, the borrowings were Renminbi-denominated borrowings. The revenue of the Group is mainly in Renminbi and Euro. To prevent exchange rate risk arising from the fluctuation of the USD exchange rate, contracts have been entered into with financial institutions to swap the USD775 million USD-denominated perpetual bonds issued in September 2017 to Euro, and thus the Group does not consider the currency risk facing its future general cash outflow significant. As a policy, the Group manages its capital to ensure that entities in the Group will be able to continue as a going concern while maximising the return to shareholders through the optimisation of the debts and equity balance. The Group's overall strategy remains unchanged from prior years.

## b. 資本結構

於二零二一年六月三十日，本集團總權益約為人民幣101,018百萬元，其中約人民幣69,770百萬元為本公司權益持有人應佔權益，剩餘權益為少數股東權益。少數股東權益持有人應佔權益中已包括二零一七年九月份發行7.75億美元永續債券。本集團於二零二一年六月三十日的借貸金額約為人民幣27,640百萬元，其中包括約人民幣7,027百萬元的債券及約人民幣20,613百萬元的銀行借貸。銀行借貸包括定息銀行借貸約3,057人民幣百萬元及浮息銀行借貸約17,556人民幣百萬元。借款金額中約人民幣8,647百萬元為一年內到期或隨時要求償付借款；約679人民幣百萬元為多於一年但不超過兩年內到期借款；約人民幣10,596百萬元為多於兩年但不超過五年內到期借款和約691人民幣百萬元為五年後到期借款。除人民幣折約15,690百萬元，人民幣折約1,190百萬元和人民幣折約248百萬元分別為歐元借款，美元及英磅借款外，其他借款均為人民幣借款。本集團收入主要是人民幣和歐元，為避免美元匯率波動而產生的外匯風險，本集團在二零一七年九月發行7.75億美元永續債券已與金融機構簽定合約掉期為歐元，所以本集團認為其整體未來現金流出面臨外匯風險並不重大。本集團的政策為管理其資本以確保本集團實體能夠持續經營，同時透過優化負債及權益比例為股東提供最大回報。本集團整體策略與過往年度維持不變。

## Management Discussion and Analysis (Continued)

## 管理層討論與分析(續)

## c. Pledge of Assets

As at 30 June 2021, bank deposits, notes receivable and receivable financing of approximately RMB30,915 million (as at 31 December 2020: RMB24,429 million) were pledged to banks to secure the Group's notes payable, letters of guarantee, acceptance bills and letters of credit, etc. issued by banks. The pledged bank deposits carry prevailing bank interest rates. The pledge will be released upon the settlement of the relevant bank borrowings. The fair value of the bank deposits as at the balance sheet date was approximately the same as the carrying amount. Certain other assets were also pledged by the Group to secure the Group's borrowings.

## d. Contingencies

As at 30 June 2021, the Group provided certain distributors and agents bank guarantee amounting to approximately RMB3,699 million (as at 31 December 2020: approximately RMB3,587 million) to secure their obtaining and use of banking facilities.

As at 30 June 2021, the Group provided guarantee for joint liabilities in respect of potential failure of the leasees under finance leases to settle instalment payments plus interest with a risk exposure amounted to approximately RMB4,205 million (as at 31 December 2020: approximately RMB3,550 million).

## c. 資產抵押

於二零二一年六月三十日，本集團將約人民幣30,915百萬元（於二零二零年十二月三十一日：人民幣24,429百萬元）的銀行存款、應收票據和應收款項融資質押予銀行，作為本集團所獲銀行發出應付票據、保函、承兌票據、信用證等的抵押品。已抵押銀行存款按現行銀行利率計息，該項抵押將於相關銀行借款償還時予以解除。於資產負債表日，銀行存款的公平值與其賬面值相若。本集團亦已抵押若干其他資產，作為本集團借款之擔保。

## d. 或有事項

於二零二一年六月三十日，本集團為若干經銷商及代理商提供約人民幣3,699百萬元（於二零二零年十二月三十一日：約人民幣3,587百萬元）之銀行擔保以使其獲授權並使用銀行信貸。

於二零二一年六月三十日，本集團為融資租賃的承租方可能未能支付的融資租賃分期付款及利息提供連帶保證責任，風險敞口約為人民幣4,205百萬元（於二零二零年十二月三十一日：約人民幣3,550百萬元）。

## Management Discussion and Analysis (Continued)

## 管理層討論與分析 (續)

### e. Commitments

As at 30 June 2021, the Group had capital commitments of approximately RMB5,208 million (as at 31 December 2020: approximately RMB3,285 million), principally for the capital expenditure in respect of acquisition of property, plant and equipment. The capital expenditure will be financed by internal resources.

As at 30 June 2021, the Group had no external investment commitments (as at 31 December 2020: approximately RMB682 million).

### e. 承諾事項

於二零二一年六月三十日，本集團擁有的資本承諾約人民幣5,208百萬元（於二零二零年十二月三十一日：約人民幣3,285百萬元），主要是購買物業、機器及設備的資本開支。此等開支將會以內部資源來支付。

於二零二一年六月三十日，本集團沒有對外投資承諾（於二零二零年十二月三十一日：約人民幣682百萬元）。

## 3. Other Financial Information

### a. Employees

As at 30 June 2021, the Group had approximately 87,000 employees (including approximately 37,700 employees of KION). During the Period, the Group had paid remuneration of approximately RMB27,071 million. The emolument policy of the employees of the Group is set up by the remuneration committee of the Company (the “Remuneration Committee”) on the basis of their merits, qualifications and competence.

### b. Major Investment, Acquisition and Disposal

The Group did not have any major investment, acquisition or disposal during the Period.

## 3. 其他財務資料

### a. 僱員資料

於二零二一年六月三十日，本集團共聘用約8.70萬名僱員（包括約3.77萬名凱傲僱員），於本期間，本集團人工成本約人民幣27,071百萬元。本集團僱員的薪酬政策由本公司薪酬委員會（「薪酬委員會」）根據彼等的長處、資歷及工作能力釐定。

### b. 重大投資、收購及出售

於本年度本集團並無重大投資、收購或出售事項。



## Management Discussion and Analysis (Continued)

## 管理層討論與分析(續)

## c. Subsequent Events

- (i) On 30 August 2021, under the authority granted by the shareholders of the Company, the Board considered and approved the distribution to all shareholders of cash dividend of RMB1.85 (including tax) for every 10 shares held, based on the total number of shares of the Company of 8,726,556,821 shares, without any capitalisation of reserve.
- (ii) On 13 July 2021, the Company approved the proposal concerning the Company's acquisition of part of the equity interest of Weichai Lovol Heavy Industry Co., Ltd ("Weichai Lovol") on its sixth provisional Board meeting in 2021. The Company acquired 38.62% of the shares in Weichai Lovol held by Arbos Technology (Group) Co., Ltd. and 0.69% of the shares in Weichai Lovol held by Qingte Group Co., Ltd. in cash respectively, at a total acquisition price of approximately RMB985 million. Upon completion of the share acquisition, the Company holds a total of 39.31% of the shares of Weichai Lovol, making it the second largest shareholder of Weichai Lovol.

## d. Use of proceeds

Reference is made to the announcements of the Company dated 24 December 2020, 25 January 2021, 26 January 2021, 29 January 2021, 12 April 2021, 23 April 2021 and 26 May 2021 (collectively, the "Announcements"), and the circular (the "Circular") of the Company dated 11 January 2021, in respect of, inter alia, the non-public issuance of A Shares.

The reasons for the non-public issuance of A Shares include to raise funds for the specific investments projects detailed in the table below and to replenish working capital, which will strengthen the capital capability of the Group and lay a sound foundation for the Group's further expansion of its operations, and, in turn, enable it to realise breakthrough in its development and enhance its competitive strength.

## c. 資產負債表日後事項

- (i) 於二零二一年八月三十日，本公司董事會根據股東授權，審議通過以公司總股本8,726,556,821股為基數，向全體股東每10股派發現金紅利人民幣1.85元(含稅)，不實施公積金轉增股本。
- (ii) 於二零二一年七月十三日，本公司二零二一年第六次臨時董事會會議通過了關於公司收購濰柴雷沃重工股份有限公司(以下簡稱「濰柴雷沃」)部分股權的議案。本公司以現金形式分別收購阿波斯科技集團股份有限公司持有的濰柴雷沃38.62%股份、青特集團有限公司持有的濰柴雷沃0.69%股份，收購價格合計約人民幣985百萬元。本次股份收購完成後，本公司合計持有濰柴雷沃39.31%股份，為濰柴雷沃的第二大股東。

## d. 募集資金使用情況

茲提述本公司日期為二零二零年十二月二十四日、二零二一年一月二十五日、二零二一年一月二十六日、二零二一年一月二十九日、二零二一年四月十二日、二零二一年四月二十三日及二零二一年五月二十六日的公告(統稱「該等公告」)以及本公司日期為二零二一年一月十一日的通函(「該通函」)，內容有關(其中包括)非公開發行A股。

非公開發行A股的原因包括為下表所詳述之特定投資項目募集資金及補充流動資金，從而增強本集團的資本能力，為本集團進一步拓展其業務營運奠定穩健基礎，繼而得以取得突破發展並提升競爭力。

## Management Discussion and Analysis (Continued)

## 管理層討論與分析(續)

The non-public issuance of A Shares of the Company was completed on 31 May 2021 and the relevant new A Shares were listed on the Shenzhen Stock Exchange on 1 June 2021. A total of 792,682,926 A Shares of RMB1.00 each (with an aggregate nominal value of RMB792,682,926) were issued to 25 subscribers which are in compliance with the relevant requirements of the “Measures for Administration of Issuance of Securities by Listed Companies” (《上市公司證券發行管理辦法》) and the “Implementation Rules for the Non-public Issuance of Shares by Listed Companies” (《上市公司非公開發行股票實施細則》) and are third parties independent of the Company and its connected persons at the issue price of RMB16.40 (and net price of approximately RMB16.38) per A Share.

The issue price of RMB16.40 per A Share represents a premium of approximately 9.26% to the benchmarked price of HK\$18.02 (equivalent to approximately RMB15.01), such benchmarked price being the closing price of H Shares on the date of the Company’s acceptance of the subscriptions involving the non-public issuance of A Shares under the relevant general mandate. The total proceeds of the non-public issuance of A Shares amounted to RMB12,999,999,986.40. The status of the use of such proceeds as of 30 June 2021 is set out below:

公司非公開發行A股已於二零二一年五月三十一日完成，相關新A股於二零二一年六月一日在深圳證券交易所上市。共計每股面值人民幣1.00元的792,682,926股A股(總面值為人民幣792,682,926元)發行予25名認購人，彼等符合《上市公司證券發行管理辦法》及《上市公司非公開發行股票實施細則》的相關規定，且為獨立於本公司及其關連人士之第三方，發行價格為每股A股人民幣16.40元(淨價約為人民幣16.38元)。

每股A股發行價格為人民幣16.40元，較基準價格18.02港元(相當於約人民幣15.01元)溢價約9.26%，而有關基準價格為本公司接納認購相關一般性授權項下非公開發行A股之日H股的收市價。非公開發行A股募集資金總額為人民幣12,999,999,986.40元。截至二零二一年六月三十日該等募集資金使用情況如下：

## Management Discussion and Analysis (Continued)

## 管理層討論與分析(續)

		RMB million 人民幣百萬元		
Project name 項目名稱	Name of the investment project 募投項目名稱 Sub-project name 子項目名稱	Total investment amount of the relevant project 項目總投資金額	The amount of proceeds to be applied 募集資金擬投入金額	The amount of proceeds applied as of
				30 June 2021 截止2021年6月30日 募集資金已投入金額
Fuel Cell Industry Chain Development Project 燃料電池產業鏈建設項目	Hydrogen-fueled cell and key components industrialisation project 氫燃料電池及關鍵零部件產業化項目	712.28	500.00	0.09
	Solid oxide fuel cell and key components industrialisation project 固態氧化物燃料電池及關鍵零部件產業化項目	1,512.50	500.00	–
	Key components of fuel cell powertrain research and development and construction capabilities project 燃料電池動力總成核心零部件研發及製造能力建設項目	1,479.27	1,000.00	0.36
Full Series of H Platform High-end Road-going Engines of China VI or above Emission Standards Project 全系列國六及以上排放標準H平台道路用高端發動機項目	New million units digitalised power industry base stage I project 新百萬台數字化動力產業基地一期項目	5,625.85	3,000.00	–

## Management Discussion and Analysis (Continued)

## 管理層討論與分析(續)

		RMB million 人民幣百萬元		
Project name 項目名稱	Name of the investment project 募投項目名稱 Sub-project name 子項目名稱	Total investment amount of the relevant project 項目總投資金額	The amount of proceeds to be applied 募集資金擬投入金額	The amount of proceeds applied as of 30 June 2021 截止2021年6月30日募集資金已投入金額
	H platform engines intelligent manufacturing upgrade project H平台發動機智能製造升級項目	1,100.00	1,000.00	0.06
Large Diameter High-end Engine Industrialisation Project 大缸徑高端發動機產業化項目	Large diameter high-end engine laboratory project 大缸徑高端發動機實驗室建設項目	1,395.00	1,075.00	0.10
	High efficiency and high speed self-owned brand engine industrialisation project 自主品牌大功率高速機產業化項目	998.42	685.00	3.80
	Large diameter high-end engine development project 大缸徑高端發動機建設項目	1,847.84	1,240.00	2.40
Full Series hydraulic pressure powertrain and large-scale continuously variable transmission (CVT) powertrain industrialisation project 全系列液壓動力總成和大型CVT動力總成產業化項目		3,134.08	3,000.00	3.89
Replenishment of working capital 補充流動資金		1,000.00	1,000.00	-
<b>Total 合計</b>		<b>18,805.24</b>	<b>13,000.00</b>	<b>10.70</b>

It is expected that the remaining proceeds, being approximately RMB12.98 billion in aggregate, would continue to be used for the relevant investment projects as set out above. The Board considers that the proceeds from the issuance of A shares had been and will be applied in accordance with the specific uses and expected timeline as disclosed in the Circular.

For further details of the non-public issuance of A Shares, please refer to the Announcements and the Circular.

預期餘下募集資金額(即合共約人民幣129.8億元)將繼續用於以上所列的相關募投項目。董事會認為A股發行募集資金已經並將會依照該通函所披露的特定用途及預期時間投入。

就非公開發行A股的進一步詳情，請參該等公告及該通函。

## Auditors' Review Report

# Deloitte.

Deloitte Shi Bao (Yue) Zi (21) No. R00052

To the Shareholders of Weichai Power Co., Ltd.:

We have reviewed the accompanying interim financial statements of Weichai Power Co., Ltd. ("Weichai Power") which comprise the consolidated and company balance sheets as at 30 June 2021, the consolidated and company income statements, consolidated and company statement of changes in equity and consolidated and company cash flow statement for the period from 1 January to 30 June 2021 and notes to the financial statements ("interim financial statements"). The management of Weichai Power Co., Ltd. is responsible for the preparation of these interim financial statements. Our responsibility is to issue our review report on these interim financial statements based on our review.

We conducted our review in accordance with the Review Standard for Chinese Certified Public Accountants No. 2101 Review of Financial Statements. The standard requires us to plan and conduct a review to obtain limited assurance as to whether the interim financial statements are free from material misstatement. A review is limited primarily to inquiries of company personnel and performing analytical procedures on the data. A review provides less assurance than an audit. We have not performed an audit. Accordingly, we do not express an audit opinion.

Based on our review, nothing has come to our attention that causes us to believe that the interim financial statements are not prepared in accordance with the requirement in Accounting Standards for Business Enterprises – No. 32 Interim Financial Reporting in any material respect, or do not fairly reflect the consolidated and company financial position of Weichai Power as at 30 June 2021 and the consolidated and company operating results and consolidated and company cash flow of Weichai Power for the period from 1 January to 30 June 2021 in any material respect.

Deloitte Touche Tohmatsu Certified Public Accountants LLP  
Shanghai, PRC

Chinese Certified Public Accountant:  
**Wang Lixin**  
Chinese Certified Public Accountant:  
**Sui Chuanxu**

30 August 2021

## 審閱報告

# 德勤

德師報(閱)字(21)第R00052號

濰柴動力股份有限公司全體股東：

我們審閱了後附的濰柴動力股份有限公司(以下簡稱「濰柴動力」)的中期財務報表，包括2021年6月30日合併及公司資產負債表，2021年1月1日至6月30日止期間的合併及公司利潤表、合併及公司股東權益變動表和合併及公司現金流量表以及財務報表附註(以下簡稱「中期財務報表」)。中期財務報表的編製是濰柴動力管理層的責任，我們的責任是在實施審閱工作的基礎上對中期財務報表出具審閱報告。

我們按照《中國註冊會計師審閱準則第2101號—財務報表審閱》的規定執行了審閱業務。該準則要求我們計劃和實施審閱工作，以對中期財務報表是否不存在重大錯報獲取有限保證。審閱主要限於詢問公司有關人員和對財務數據實施分析程序，提供的保證程度低於審計。我們沒有實施審計，因而不發表審計意見。

根據我們的審閱，我們沒有注意到任何事項使我們相信上述中期財務報表沒有在所有重大方面按照《企業會計準則第32號—中期財務報告》的要求編製，未能在所有重大方面公允反映濰柴動力2021年6月30日的合併及公司財務狀況以及2021年1月1日至6月30日止期間的合併及公司經營成果和合併及公司現金流量。

德勤華永會計師事務所(特殊普通合夥)  
中國·上海

中國註冊會計師：  
**王立新**  
中國註冊會計師：  
**隋傳旭**

2021年8月30日

## Consolidated Balance Sheet

30 June 2021 Expressed in Renminbi Yuan

## 合併資產負債表

2021年6月30日 人民幣元

Item 項目		Note 附註	30 June 2021 2021年6月30日	31 December 2020 2020年12月31日
Current assets	流動資產			
Cash and cash equivalents	貨幣資金	V五1	77,393,443,999.19	62,216,111,509.25
Financial assets held for trading	交易性金融資產	V五2	4,917,751,327.84	5,852,397,849.29
Notes receivable	應收票據	V五3	23,346,257,317.44	19,296,491,612.98
Accounts receivable	應收賬款	V五4	21,902,543,811.60	15,421,878,611.33
Receivable financing	應收款項融資	V五5	17,733,512,053.73	9,483,678,101.82
Prepayments	預付款項	V五6	1,246,484,060.19	1,095,016,121.17
Other receivables	其他應收款	V五7	1,065,860,622.32	1,409,858,869.61
Inventories	存貨	V五8	28,087,094,842.09	31,226,156,809.77
Contract assets	合同資產	V五9	2,559,721,715.06	1,385,150,902.30
Assets held for sale	持有待售資產		98,037,161.20	24,237,289.50
Non-current assets due within one year	一年內到期的非流動資產	V五10	3,405,809,023.40	3,179,721,675.00
Other current assets	其他流動資產	V五11	2,481,558,952.52	1,924,109,398.31
<b>Total current assets</b>	<b>流動資產合計</b>		<b>184,238,074,886.58</b>	<b>152,514,808,750.33</b>
Non-current assets	非流動資產			
Long-term receivables	長期應收款	V五12	9,770,920,339.80	9,622,504,650.00
Long-term equity investments	長期股權投資	V五13	6,067,863,961.68	4,944,359,514.39
Investment in other equity instruments	其他權益工具投資	V五14	3,605,581,549.65	2,411,112,072.96
Other non-current financial assets	其他非流動金融資產	V五15	393,215,096.97	243,013,050.00
Investment property	投資性房地產	V五16	678,985,024.38	682,163,758.85
Fixed assets	固定資產	V五17	32,322,226,927.40	31,722,827,681.55
Construction in progress	在建工程	V五18	6,138,097,648.34	5,046,193,396.84
Right-of-use assets	使用權資產	V五19	6,561,931,812.33	7,714,233,013.45
Intangible assets	無形資產	V五20	22,704,078,223.17	23,825,708,656.91
Development expenditure	開發支出	V五21	292,997,391.98	287,116,831.24
Goodwill	商譽	V五22	24,135,171,117.50	24,665,842,392.79
Long-term prepaid expenses	長期待攤費用	V五23	268,486,237.51	252,157,738.41
Deferred tax assets	遞延所得稅資產		6,168,544,035.32	6,251,213,473.80
Other non-current assets	其他非流動資產	V五24	836,143,432.61	566,913,969.77
<b>Total non-current assets</b>	<b>非流動資產合計</b>		<b>119,944,242,798.64</b>	<b>118,235,360,200.96</b>
<b>Total assets</b>	<b>資產總計</b>		<b>304,182,317,685.22</b>	<b>270,750,168,951.29</b>

## Consolidated Balance Sheet (Continued)

30 June 2021 Expressed in Renminbi Yuan

## 合併資產負債表(續)

2021年6月30日 人民幣元

Item 項目		Note 附註	30 June 2021 2021年6月30日	31 December 2020 2020年12月31日
Current liabilities	流動負債			
Short-term loans	短期借款	V五25	5,798,662,332.31	5,731,086,536.96
Financial liabilities held for trading	交易性金融負債	V五26	124,042,424.87	57,504,235.74
Notes payable	應付票據	V五27	29,801,616,801.50	22,970,493,736.20
Accounts payable	應付賬款	V五28	51,466,043,042.98	45,449,924,996.39
Contract liabilities	合同負債	V五29	14,021,754,547.76	15,547,391,077.33
Payroll payable	應付職工薪酬	V五30	5,891,332,723.61	5,490,721,420.68
Taxes payable	應交稅費	V五31	2,856,217,330.92	2,180,739,782.32
Other payables	其他應付款	V五32	12,904,625,259.93	8,408,305,895.50
Non-current liabilities due within one year	一年內到期的非流動負債	V五33	12,406,729,830.21	11,274,647,277.08
Other current liabilities	其他流動負債	V五34	6,878,832,882.20	6,601,767,024.57
Total current liabilities	流動負債合計		142,149,857,176.29	123,712,581,982.77
Non-current liabilities	非流動負債			
Long-term borrowings	長期借款	V五35	11,965,886,538.86	12,026,638,367.24
Bonds payable	應付債券	V五36	6,316,672,884.05	8,702,767,425.04
Lease liabilities	租賃負債	V五37	5,971,105,520.73	7,235,898,107.78
Long-term payables	長期應付款	V五38	7,298,856,562.84	7,004,697,931.12
Long-term payroll payable	長期應付職工薪酬	V五39	12,292,615,587.30	14,200,680,302.61
Accruals and provisions	預計負債	V五40	450,632,464.94	509,080,971.37
Deferred income	遞延收益	V五41	4,638,079,295.97	4,996,880,280.64
Deferred tax liabilities	遞延所得稅負債		4,710,720,570.52	5,049,832,969.04
Other non-current liabilities	其他非流動負債	V五42	7,370,129,245.13	6,877,782,237.66
Total non-current liabilities	非流動負債合計		61,014,698,670.34	66,604,258,592.50
Total liabilities	負債總計		203,164,555,846.63	190,316,840,575.27

## Consolidated Balance Sheet (Continued)

30 June 2021 Expressed in Renminbi Yuan

## 合併資產負債表(續)

2021年6月30日 人民幣元

Item 項目		Note 附註	30 June 2021 2021年6月30日	31 December 2020 2020年12月31日
Shareholders' equity	股東權益			
Share capital	股本	V五43	8,726,556,821.00	7,933,873,895.00
Capital reserve	資本公積	V五44	12,377,868,307.28	180,552,538.58
Other comprehensive income	其他綜合收益	V五45	(1,102,170,933.99)	(2,250,826,767.79)
Special reserve	專項儲備	V五46	253,995,150.16	223,430,167.81
Surplus reserve	盈餘公積	V五47	1,630,243,076.46	1,630,243,076.46
Retained earnings	未分配利潤	V五48	47,883,404,419.48	43,485,047,330.89
Total equity attributable to the shareholders of the parent	歸屬於母公司股東權益合計		69,769,896,840.39	51,202,320,240.95
Minority interests	少數股東權益	V五49	31,247,864,998.20	29,231,008,135.07
Total shareholders' equity	股東權益合計		101,017,761,838.59	80,433,328,376.02
Total liabilities and shareholders' equity	負債和股東權益總計		304,182,317,685.22	270,750,168,951.29

The notes are an integral part of these financial statements.

附註為財務報表的組成部分

The financial statements on pages 29 to 287 have been signed by:

第29頁至第287頁的財務報表由下列負責人簽署：

Legal representative:

法定代表人

Tan Xuguang

譚旭光

Principal in charge of accounting:

主管會計工作負責人

Qu Hongkun

曲洪坤

Head of accounting department:

會計機構負責人

Qu Hongkun

曲洪坤



## Consolidated Income Statement

1 January to 30 June 2021 Expressed in Renminbi Yuan

## 合併利潤表

2021年1月1日至6月30日止期間 人民幣元

Item 項目		Note 附註	Incurring during this period 本期發生額	Incurring in previous period 上期發生額
I. Revenue	一、營業收入	V五50	126,387,895,407.53	94,494,559,093.69
Less: Cost of sales	減：營業成本	V五50	102,577,192,315.17	75,989,643,182.24
Taxes and surcharges	稅金及附加	V五51	514,469,920.14	432,628,178.50
Distribution and selling expenses	銷售費用	V五52	6,313,354,418.08	5,312,502,799.91
General and administrative expenses	管理費用	V五53	4,209,967,630.95	3,397,396,172.54
Research & development expenses	研發費用	V五54	3,567,138,773.13	2,582,307,532.57
Finance expenses	財務費用	V五55	(195,695,584.74)	166,195,298.85
Incl: Interest expenses	其中：利息費用	V五55	530,844,869.16	587,977,422.15
Interest income	利息收入	V五55	738,609,251.70	619,198,001.23
Add: Other income	加：其他收益	V五56	170,467,047.18	139,144,077.13
Investment income	投資收益	V五57	389,934,991.55	271,836,921.75
Incl: investment income from associates and joint ventures	其中：對聯營企業和 合營企業的 投資收益		158,322,273.68	144,700,622.61
Profit or loss on change of fair value	公允價值變動損益	V五58	95,693,340.02	129,675,563.76
Impairment loss of credit	信用減值損失	V五59	(146,140,135.64)	(358,619,232.21)
Impairment loss of assets	資產減值損失	V五60	(111,541,299.28)	(199,053,610.17)
Gain on disposal of assets	資產處置收益		85,570,514.65	26,894,701.14
II. Operating profit	二、營業利潤		9,885,452,393.28	6,623,764,350.48
Add: Non-operating income	加：營業外收入	V五61	139,140,290.99	126,832,763.37
Less: Non-operating expenses	減：營業外支出	V五62	52,451,379.51	46,006,159.00
III. Total profit	三、利潤總額		9,972,141,304.76	6,704,590,954.85
Less: Income tax expenses	減：所得稅費用	V五63	1,717,240,768.31	1,002,756,749.99
IV. Net profit	四、淨利潤		8,254,900,536.45	5,701,834,204.86
(I) Breakdown by continuity of operations	(一) 按經營持續性分類			
1. Net profit from continuing operations	1. 持續經營淨利潤		8,254,900,536.45	5,701,834,204.86
(II) Breakdown by attributable interests	(二) 按所有權歸屬分類			
1. Net profit attributable to shareholders of the parent	1. 歸屬於母公司 股東的淨利潤		6,431,644,827.88	4,680,231,806.93
2. Minority interests	2. 少數股東損益		1,823,255,708.57	1,021,602,397.93

## Consolidated Income Statement (Continued)

1 January to 30 June 2021 Expressed in Renminbi Yuan

## 合併利潤表(續)

2021年1月1日至6月30日止期間 人民幣元

Item 項目	Note 附註	Incurred during this period 本期發生額	Incurred in previous period 上期發生額
V. Net other comprehensive income after tax	五	1,614,465,664.45	(331,312,309.12)
Net other comprehensive income attributable to shareholders of the parent after tax	歸屬於母公司股東的其他綜合收益的稅後淨額		
(I) Those other comprehensive income not to be reclassified into profit or loss	(一) 不能重分類進損益的其他綜合收益		
1. Changes arising from re-measuring of defined benefit plan	1. 重新計量設定受益計劃變動額	534,286,612.60	(165,032,896.28)
2. Other comprehensive income not to be reclassified into profit or loss using the equity method	2. 權益法下不能轉損益的其他綜合收益	(4,480,204.89)	11,509,465.23
3. Change in fair value of investment in other equity instruments	3. 其他權益工具投資公允價值變動	437,675,163.14	103,773,209.63
(II) Those other comprehensive income to be reclassified into profit or loss	(二) 將重分類進損益的其他綜合收益		
1. Other comprehensive income to be reclassified into profit or loss using the equity method	1. 權益法下可轉損益的其他綜合收益	1,094,492.00	2,185,414.02
2. Cashflow hedging reserve	2. 現金流量套期儲備	6,152,104.98	51,933,276.56
3. Exchange differences on foreign currency translation	3. 外幣財務報表折算差額	173,927,665.97	(103,417,044.61)
Net other comprehensive income attributable to minority interests after tax	歸屬於少數股東的其他綜合收益的稅後淨額	465,809,830.65	(232,263,733.67)
VI. Total comprehensive income	六	9,869,366,200.90	5,370,521,895.74
Total comprehensive income attributable to the shareholders of the parent	歸屬於母公司股東的綜合收益總額	7,580,300,661.68	4,581,183,231.48
Total comprehensive income attributable to minority interests	歸屬於少數股東的綜合收益總額	2,289,065,539.22	789,338,664.26
VII. Earnings per share	七		
(I) Basic earnings per share	(一) 基本每股收益	0.80	0.59
(II) Diluted earnings per share	(二) 稀釋每股收益	0.80	0.59

## Consolidated Statement of Changes in Equity

1 January to 30 June 2021 Expressed in Renminbi Yuan

## 合併股東權益變動表

2021年1月1日至6月30日止期間 人民幣元

Item	Note	Incurred during this period								Total equity	
		本期發生額									
		Equity attributable to shareholders of the parent							Minority interests		
Share capital	Capital reserve	Other comprehensive income	Special reserve	Surplus reserve	Retained earnings	Subtotal					
股本	資本公積	其他綜合收益	專項儲備	盈餘公積	未分配利潤	小計	少數股東權益	股東權益合計			
I. At beginning of period	一、本年期初餘額	7,933,873,895.00	180,552,538.58	(2,250,826,767.79)	223,430,167.81	1,630,243,076.46	43,485,047,330.89	51,202,320,240.95	29,231,008,135.07	80,433,328,376.02	
II. Movements in current period	二、本期增減變動金額										
(I) Total comprehensive income	(一) 綜合收益總額	-	-	1,148,655,833.80	-	-	6,431,644,827.88	7,580,300,661.68	2,289,065,539.22	9,869,366,200.90	
(II) Injection and reduction	(二) 股東投入和減少資本										
1. Capital injection from shareholders	1. 股東投入資本	V五43	792,682,926.00	12,195,374,354.47	-	-	-	12,988,057,280.47	45,429,489.84	13,033,486,770.31	
2. Amount of share-based payment taken to owners' equity	2. 股份支付計入股東權益的金額	XI十一	-	1,185,114.38	-	-	-	1,185,114.38	1,435,081.02	2,620,195.40	
3. Acquisition of minority interests in subsidiaries	3. 購買子公司少數股東股權		-	-	-	-	-	-	-	-	
4. Repurchase and transfer of its shares by subsidiaries	4. 子公司回購及轉讓其股份		-	-	-	-	-	-	-	-	
5. Others	5. 其他		-	756,299.85	-	-	-	756,299.85	717,968.87	1,474,268.72	
(III) Profit appropriation	(三) 利潤分配										
1. Distribution to shareholders	1. 對股東的分配	V五48	-	-	-	-	(2,033,287,739.29)	(2,033,287,739.29)	(240,774,814.67)	(2,274,062,553.96)	
2. Distribution to holders of other equity instruments of subsidiaries	2. 對子公司其他權益工具持有者的分配		-	-	-	-	-	-	(94,297,065.73)	(94,297,065.73)	
(IV) Special reserve	(四) 專項儲備										
1. Appropriation during the period	1. 本期提取	V五46	-	-	58,671,161.43	-	-	58,671,161.43	34,276,759.06	92,947,920.49	
2. Used during the period	2. 本期使用	V五46	-	-	(28,106,179.08)	-	-	(28,106,179.08)	(18,996,094.48)	(47,102,273.56)	
III. At end of period	三、本期末末餘額		8,726,556,821.00	12,377,868,307.28	(1,102,170,933.99)	253,995,150.16	1,630,243,076.46	47,883,404,419.48	69,769,896,840.39	31,247,864,998.20	101,017,761,838.59

## Consolidated Statement of Changes in Equity (Continued)

1 January to 30 June 2021 Expressed in Renminbi Yuan

## 合併股東權益變動表(續)

2021年1月1日至6月30日止期間 人民幣元

Item	Note	Incurred in previous period 上期發生額									
		Equity attributable to shareholders of the parent 歸屬於母公司股東權益									
		Share capital	Capital reserve	Less: Treasury shares	Other comprehensive income	Special reserve	Surplus reserve	Retained earnings	Subtotal	Minority interests	Total equity
項目	附註	股本	資本公積	減：庫存股	其他綜合收益	專項儲備	盈餘公積	未分配利潤	小計	少數股東權益	股東權益合計
I. At beginning of period	一、本年期初餘額	7,933,873,895.00	118,896,726.65	-	(1,278,030,636.58)	193,099,471.45	973,728,220.76	37,282,373,385.43	45,223,941,062.71	24,550,784,367.77	69,774,725,430.48
II. Movements in current period	二、本期增減變動金額										
(I) Total comprehensive income	(一) 綜合收益總額	-	-	-	(99,048,575.45)	-	-	4,680,231,806.93	4,581,183,231.48	789,338,664.26	5,370,521,895.74
(II) Injection and reduction	(二) 股東投入和減少資本										
1. Capital injection from shareholders	1. 股東投入資本	-	-	-	-	-	-	-	-	133,887,634.57	133,887,634.57
2. Amount of share-based payment taken to owners' equity	2. 股份支付計入股東權益的金額	XI十一	1,566,518.32	-	-	-	-	-	1,566,518.32	1,914,633.50	3,481,151.82
3. Acquisition of minority interests in subsidiaries	3. 購買子公司少數股東股權	-	(3,597,542.29)	-	-	-	-	(41,529,369.29)	(45,126,911.58)	(37,860,477.35)	(82,987,388.93)
4. Repurchase and transfer of its shares by subsidiaries	4. 子公司回購及轉讓其股份	-	1,190,694.41	-	-	-	-	-	1,190,694.41	1,455,293.17	2,645,987.58
5. Others	5. 其他	-	376,365.26	-	-	-	-	-	376,365.26	4,630,750.23	5,007,115.49
(III) Profit appropriation	(三) 利潤分配										
1. Distribution to shareholders	1. 對股東的分配	V五48	-	-	-	-	-	(1,079,006,849.72)	(1,079,006,849.72)	-	(1,079,006,849.72)
2. Distribution to holders of other equity instruments of subsidiaries	2. 對子公司其他權益工具持有者的分配	-	-	-	-	-	-	-	-	(101,776,596.36)	(101,776,596.36)
(IV) Special reserve	(四) 專項儲備										
1. Appropriation during the period	1. 本期提取	-	-	-	-	47,970,378.73	-	-	47,970,378.73	25,513,989.43	73,484,368.16
2. Used during the period	2. 本期使用	-	-	-	-	(24,856,073.62)	-	-	(24,856,073.62)	(16,589,752.84)	(41,445,826.46)
III. At end of period	三、本期末餘額	7,933,873,895.00	118,432,762.35	-	(1,377,079,212.03)	216,213,776.56	973,728,220.76	40,842,068,973.35	48,707,238,415.99	25,351,298,506.38	74,058,536,922.37

## Consolidated Cash Flow Statement

1 January to 30 June 2021 Expressed in Renminbi Yuan

## 合併現金流量表

2021年1月1日至6月30日止期間 人民幣元

Item 項目	Note 附註	Incurred during this period 本期發生額	Incurred in previous period 上期發生額
I. CASH FLOWS FROM OPERATING ACTIVITIES	一、	經營活動產生的 現金流量	
Cash received from sales of goods or rendering of services		銷售商品、提供勞務 收到的現金	93,878,500,119.31
Refunds of taxes		收到的稅費返還	305,430,519.13
Other cash received relating to operating activities	V565	收到其他與經營活動 有關的現金	1,154,522,050.38
Subtotal of cash inflows from operating activities		經營活動現金流入小計	95,338,452,688.82
Cash paid for goods and services		購買商品、接受勞務 支付的現金	63,211,789,927.78
Cash paid to and on behalf of employees		支付給職工以及為職工 支付的現金	14,875,584,136.89
Cash paid for all types of taxes		支付的各項稅費	4,970,120,075.43
Other cash paid relating to operating activities	V565	支付其他與經營活動 有關的現金	5,129,660,519.88
Subtotal of cash outflows from operating activities		經營活動現金流出小計	88,187,154,659.98
Net cash flows from operating activities	V566	經營活動產生的現金流 量淨額	7,151,298,028.84
II. CASH FLOWS FROM INVESTING ACTIVITIES	二、	投資活動產生的 現金流量	
Cash received from sale of investments		收回投資收到的現金	15,740,125,820.60
Cash received from return on investments		取得投資收益收到的 現金	220,157,728.47
Net cash received from disposal of fixed assets, intangible assets and other long-term assets		處置固定資產、無形資 產和其他長期資產收 回的現金淨額	89,736,794.71
Other cash received relating to investing activities		收到其他與投資活動 有關的現金	5,996,252.60
Subtotal of cash inflows from investing activities		投資活動現金流入小計	16,056,016,596.38
Cash paid for acquisition of fixed assets, intangible assets and other long-term assets		購建固定資產、無形資 產和其他長期資產支 付的現金	2,674,778,808.12
Cash paid for acquisition of investments		投資支付的現金	17,555,263,317.79
Net cash paid for acquisition of subsidiaries and other business units	V566	取得子公司及其他營業 單位支付的現金淨額	92,531,480.80
Other cash paid relating to investing activities		支付其他與投資活動 有關的現金	72,942,004.27
Subtotal of cash outflows from investing activities		投資活動現金流出小計	20,395,515,610.98
Net cash flows from investing activities		投資活動產生的 現金流量淨額	(4,339,499,014.60)

## Consolidated Cash Flow Statement (Continued)

1 January to 30 June 2021 Expressed in Renminbi Yuan

## 合併現金流量表(續)

2021年1月1日至6月30日止期間 人民幣元

Item 項目	Note 附註	Incurred during this period 本期發生額	Incurred in previous period 上期發生額
III. CASH FLOWS FROM FINANCING ACTIVITIES	三、		
CASH FLOWS FROM FINANCING ACTIVITIES	籌資活動產生的現金流量		
Cash received from capital contributions	吸收投資收到的現金	13,029,243,557.76	106,090,633.91
Incl: Cash received by subsidiaries from capital contributions of minority shareholders	其中：子公司吸收少數股東投資收到的現金	39,243,571.36	106,090,633.91
Cash received from borrowings	取得借款收到的現金	2,846,212,899.51	18,686,603,445.21
Other cash received relating to financing activities	收到其他與籌資活動有關的現金	46,073,900.42	119,185,404.24
Subtotal of cash inflows from financing activities	籌資活動現金流入小計	15,921,530,357.69	18,911,879,483.36
Cash repayments of borrowings	償還債務支付的現金	3,390,061,907.90	15,149,868,431.77
Cash paid for distribution of dividends or profits and for interest expenses	分配股利、利潤或償付利息支付的現金	892,267,810.55	665,844,276.19
Incl: Cash paid to minority shareholders for distribution of dividends or profits by subsidiaries	其中：子公司支付給少數股東的股利、利潤	492,150,289.45	316,220,541.43
Other cash paid relating to financing activities	支付其他與籌資活動有關的現金	856,728,791.69	1,012,757,177.68
Subtotal of cash outflows from financing activities	籌資活動現金流出小計	5,139,058,510.14	16,828,469,885.64
Net cash flows from financing activities	籌資活動產生的現金流量淨額	10,782,471,847.55	2,083,409,597.72
IV. EFFECT OF CHANGES IN EXCHANGE RATE ON CASH AND CASH EQUIVALENTS	四、		
EFFECT OF CHANGES IN EXCHANGE RATE ON CASH AND CASH EQUIVALENTS	匯率變動對現金及現金等價物的影響	(94,087,741.29)	(47,830,401.62)
V. NET INCREASE (DECREASE) IN CASH AND CASH EQUIVALENTS	五、		
NET INCREASE (DECREASE) IN CASH AND CASH EQUIVALENTS	現金及現金等價物淨增加(減少)額	13,500,183,120.50	(3,331,618,795.28)
Add: Cash and cash equivalents at beginning of period	加：期初現金及現金等價物餘額	52,734,052,691.24	42,285,584,925.16
VI. CASH AND CASH EQUIVALENTS AT END OF PERIOD	六、		
CASH AND CASH EQUIVALENTS AT END OF PERIOD	期末現金及現金等價物餘額	66,234,235,811.74	38,953,966,129.88

## Company Balance Sheet

30 June 2021

## 公司資產負債表

2021年6月30日

RMB  
人民幣元

Item 項目		Note 附註	30 June 2021 2021年6月30日	31 December 2020 2020年12月31日
Current assets	流動資產			
Cash and cash equivalents	貨幣資金		47,061,549,667.15	32,482,779,665.43
Financial assets held for trading	交易性金融資產		112,904,277.02	112,904,277.02
Notes receivable	應收票據	XV十五1	27,434,126,221.44	22,933,423,164.99
Accounts receivable	應收賬款	XV十五2	2,737,885,717.67	741,273,166.54
Prepayments	預付款項		174,711,351.87	162,769,708.16
Other receivables	其他應收款	XV十五3	268,434,383.35	575,869,058.22
Inventories	存貨		2,248,539,266.71	4,640,893,547.51
Other current assets	其他流動資產		8,776,165.20	31,193,507.32
Total current assets	流動資產合計		80,046,927,050.41	61,681,106,095.19
Non-current assets	非流動資產			
Long-term equity investments	長期股權投資	XV十五4	14,578,397,503.07	13,846,095,781.88
Investment in other equity instruments	其他權益工具投資		1,022,264,624.95	289,420,200.00
Investment property	投資性房地產		1,402,555,604.79	1,313,231,046.42
Fixed assets	固定資產		4,444,853,215.52	3,845,082,810.18
Construction in progress	在建工程		2,338,040,624.02	2,709,380,692.43
Intangible assets	無形資產		705,172,543.72	765,289,848.81
Goodwill	商譽		341,073,643.76	341,073,643.76
Deferred tax assets	遞延所得稅資產		1,957,731,334.51	1,433,691,827.97
Other non-current assets	其他非流動資產		3,861,863,346.11	3,319,760,362.50
Total non-current assets	非流動資產合計		30,651,952,440.45	27,863,026,213.95
Total assets	資產總計		110,698,879,490.86	89,544,132,309.14

## Company Balance Sheet (Continued)

30 June 2021

## 公司資產負債表(續)

2021年6月30日

RMB

人民幣元

Item 項目	Note 附註	30 June 2021 2021年6月30日	31 December 2020 2020年12月31日
Current liabilities	流動負債		
Financial liabilities held for trading	交易性金融負債	1,946,619.00	1,946,619.00
Notes payable	應付票據	12,299,808,532.12	10,792,728,129.90
Accounts payable	應付賬款	18,636,222,275.19	16,618,894,133.35
Contract liabilities	合同負債	6,064,305,619.36	7,534,474,203.01
Payroll payable	應付職工薪酬	983,686,958.92	849,289,374.57
Taxes payable	應交稅費	783,112,264.81	305,435,720.64
Other payables	其他應付款	4,491,117,847.80	2,401,621,771.41
Other current liabilities	其他流動負債	2,077,590,596.85	1,886,059,206.68
Total current liabilities	流動負債合計	45,337,790,714.05	40,390,449,158.56
Non-current liabilities	非流動負債		
Long-term payables	長期應付款	3,429,641.24	3,812,880.19
Long term payroll payable	長期應付職工薪酬	68,277,713.59	47,448,706.50
Deferred income	遞延收益	1,176,909,044.75	1,159,091,139.04
Deferred tax liabilities	遞延所得稅負債	10,959,426.11	6,653,805.68
Total non-current liabilities	非流動負債合計	1,259,575,825.69	1,217,006,531.41
Total liabilities	負債總計	46,597,366,539.74	41,607,455,689.97
Shareholders' equity	股東權益		
Share capital	股本	8,726,556,821.00	7,933,873,895.00
Capital reserve	資本公積	12,891,053,586.28	695,679,231.81
Other comprehensive income	其他綜合收益	86,591,619.96	43,129,170.00
Special reserve	專項儲備	129,448,367.15	117,118,730.74
Surplus reserve	盈餘公積	4,263,872,010.04	4,263,872,010.04
Retained earnings	未分配利潤	38,003,990,546.69	34,883,003,581.58
Total shareholders' equity	股東權益合計	64,101,512,951.12	47,936,676,619.17
Total liabilities and shareholders' equity	負債和股東權益總計	110,698,879,490.86	89,544,132,309.14



## Company Income Statement

1 January to 30 June 2021

## 公司利潤表

2021年1月1日至6月30日止期間

RMB

人民幣元

Item 項目		Note 附註	Incurring during this period 本期發生額	Incurring in previous period 上期發生額
I. Revenue	一、營業收入	XV十五5	34,116,548,485.94	28,549,475,904.20
Less: Cost of sales	減：營業成本	XV十五5	25,094,375,937.40	22,028,328,311.24
Taxes and surcharges	稅金及附加		230,249,349.13	164,650,122.59
Distribution and selling expenses	銷售費用		1,209,110,240.71	472,713,585.15
General and administrative expenses	管理費用		717,877,224.28	417,765,528.79
Research & development expenses	研發費用		1,540,769,312.15	1,016,381,743.73
Finance expenses	財務費用		(266,171,246.44)	(168,515,258.61)
Incl: Interest expenses	其中：利息費用		—	—
Interest income	利息收入		265,463,233.95	173,754,591.04
Add: Other income	加：其他收益		58,225,908.51	84,267,920.62
Investment income	投資收益	XV十五6	141,169,540.13	586,862,228.07
Incl: Investment income from associates and joint ventures	其中：對聯營企業 和合營企 業的投資 收益		34,377,054.52	70,189,156.45
Impairment loss of credit	信用減值損失		(39,799,650.15)	(72,494,053.03)
Impairment loss of assets	資產減值損失		(19,720,218.67)	(2,039,052.28)
Gain on disposal of assets	資產處置收益		78,316,945.07	2,162,165.20
II. Operating profit	二、營業利潤		5,808,530,193.60	5,216,911,079.89
Add: Non-operating income	加：營業外收入		18,619,258.65	26,800,887.28
Less: Non-operating expenses	減：營業外支出		6,134,363.02	1,279,984.31
III. Total profit	三、利潤總額		5,821,015,089.23	5,242,431,982.86
Less: Income tax expenses	減：所得稅費用		666,740,384.83	600,449,881.46
IV. Net profit	四、淨利潤		5,154,274,704.40	4,641,982,101.40
(I) Breakdown by continuity of operations	(一) 按經營持續性分類			
1. Net profit from continuing operations	1. 持續經營 淨利潤		5,154,274,704.40	4,641,982,101.40
V. Net other comprehensive income after tax	五、其他綜合收益的 稅後淨額		43,462,449.96	(42,539,119.55)
(I) Those other comprehensive income not to be reclassified into profit or loss	(一) 不能重分類進損益 的其他綜合收益			
1. Change in fair value of investment in other equity instruments	1. 其他權益工具 投資公允價 值變動		43,462,449.96	(42,539,119.55)
VI. Total comprehensive income	六、綜合收益總額		5,197,737,154.36	4,599,442,981.85

## Company Statement of Changes in Equity

1 January to 30 June 2021 Expressed in Renminbi Yuan

## 公司股東權益變動表

2021年1月1日至6月30日止期間 人民幣元

Item 項目	Note 附註	Incurred during this period 本期發生額							Total equity 股東權益合計
		Share capital 股本	Capital reserve 資本公積	Other comprehensive income 其他綜合收益	Special reserve 專項儲備	Surplus reserve 盈餘公積	Retained earnings 未分配利潤		
I. At beginning of period	一、本年期初餘額	7,933,873,895.00	695,679,231.81	43,129,170.00	117,118,730.74	4,263,872,010.04	34,883,003,581.58	47,936,676,619.17	
II. Movements in current period	二、本期增減變動金額								
(I) Total comprehensive income	(一) 綜合收益總額	-	-	43,462,449.96	-	-	5,154,274,704.40	5,197,737,154.36	
(II) Injection and reduction of share capital	(二) 股東投入和減少資本								
1. Injection of share capital	1. 股東投入資本	V543	792,682,926.00	12,195,374,354.47	-	-	-	12,988,057,280.47	
(III) Profit appropriation	(三) 利潤分配								
1. Distribution to shareholders	1. 對股東的分配	V548	-	-	-	-	(2,033,287,739.29)	(2,033,287,739.29)	
(IV) Special reserve	(四) 專項儲備								
1. Appropriation during the period	1. 本期提取		-	-	17,923,506.90	-	-	17,923,506.90	
2. Used during the period	2. 本期使用		-	-	(5,593,870.49)	-	-	(5,593,870.49)	
III. At end of period	三、本期末餘額	8,726,556,821.00	12,891,053,586.28	86,591,619.96	129,448,367.15	4,263,872,010.04	38,003,990,546.69	64,101,512,951.12	

Item 項目	Note 附註	Incurred in previous period 上期發生額							Total equity 股東權益合計
		Share capital 股本	Capital reserve 資本公積	Less: Treasury shares 減：庫存股	Other comprehensive income 其他綜合收益	Special reserve 專項儲備	Surplus reserve 盈餘公積	Retained earnings 未分配利潤	
I. At beginning of period	一、本年期初餘額	7,933,873,895.00	695,679,231.81	-	(119,983,030.10)	94,899,845.80	3,607,357,154.34	31,243,457,814.25	43,455,284,911.10
II. Movements in current period	二、本期增減變動金額								
(I) Total comprehensive income	(一) 綜合收益總額	-	-	-	(42,539,119.55)	-	-	4,641,982,101.40	4,599,442,981.85
(II) Injection and reduction of share capital	(二) 股東投入和減少資本								
(III) Profit appropriation	(三) 利潤分配								
1. Distribution to shareholders	1. 對股東的分配	V548	-	-	-	-	-	(1,079,006,849.72)	(1,079,006,849.72)
(IV) Special reserve	(四) 專項儲備								
1. Appropriation during the period	1. 本期提取		-	-	-	15,234,619.62	-	-	15,234,619.62
2. Used during the period	2. 本期使用		-	-	-	(3,857,482.00)	-	-	(3,857,482.00)
III. At end of period	三、本期末餘額	7,933,873,895.00	695,679,231.81	-	(162,522,149.65)	106,276,983.42	3,607,357,154.34	34,806,433,065.93	46,987,098,180.85

## Company Cash Flow Statement

1 January to 30 June 2021 Expressed in Renminbi Yuan

## 公司現金流量表

2021年1月1日至6月30日止期間 人民幣元

Item 項目		Incurring during this period 本期發生額	Incurring in previous period 上期發生額
I. CASH FLOWS FROM OPERATING ACTIVITIES	一、經營活動產生的現金流量		
Cash received from sales of goods or rendering of services	銷售商品、提供勞務收到的現金	29,266,853,758.97	21,427,765,023.50
Refunds of taxes	收到的稅費返還	23,286,580.67	4,358,780.04
Other cash received relating to operating activities	收到其他與經營活動有關的現金	343,107,707.40	298,405,420.11
Subtotal of cash inflows from operating activities	經營活動現金流入小計	29,633,248,047.04	21,730,529,223.65
Cash paid for goods and services	購買商品、接受勞務支付的現金	20,837,906,193.85	20,666,914,413.27
Cash paid to and on behalf of employees	支付給職工以及為職工支付的現金	1,311,103,942.15	1,027,043,884.25
Cash paid for all types of taxes	支付的各項稅費	2,549,055,635.95	1,539,148,213.68
Other cash paid relating to operating activities	支付其他與經營活動有關的現金	656,892,632.98	807,402,722.45
Subtotal of cash outflows from operating activities	經營活動現金流出小計	25,354,958,404.93	24,040,509,233.65
Net cash flows from operating activities	經營活動產生的現金流量淨額	4,278,289,642.11	(2,309,980,010.00)
II. CASH FLOWS FROM INVESTING ACTIVITIES	二、投資活動產生的現金流量		
Cash received from return on investments	取得投資收益收到的現金	271,300,485.26	275,575,906.91
Net cash received from disposal of fixed assets, intangible assets and other long-term assets	處置固定資產、無形資產和其他長期資產收回的現金淨額	22,628,302.06	1,986,400.00
Subtotal of cash inflows from investing activities	投資活動現金流入小計	293,928,787.32	277,562,306.91
Cash paid for acquisition of fixed assets, intangible assets and other long-term assets	購建固定資產、無形資產和其他長期資產支付的現金	931,474,648.47	1,375,331,490.56
Cash paid for acquisition of investments	投資支付的現金	1,379,636,797.55	412,518,858.22
Other cash paid relating to investing activities	支付其他與投資活動有關的現金	542,102,983.61	322,119,988.38
Subtotal of cash outflows from investing activities	投資活動現金流出小計	2,853,214,429.63	2,109,970,337.16
Net cash flows from investing activities	投資活動產生的現金流量淨額	(2,559,285,642.31)	(1,832,408,030.25)

## Company Cash Flow Statement (Continued)

1 January to 30 June 2021 Expressed in Renminbi Yuan

## 公司現金流量表(續)

2021年1月1日至6月30日止期間 人民幣元

Item 項目		Incurred during this period 本期發生額	Incurred in previous period 上期發生額
III. CASH FLOWS FROM FINANCING ACTIVITIES	三、籌資活動產生的現金流量		
Cash received from capital contributions	吸收投資收到的現金	12,989,999,986.40	—
Subtotal of cash inflows from financing activities	籌資活動現金流入小計	12,989,999,986.40	—
Cash paid for distribution of dividends or profits and for interest expenses	分配股利、利潤或償付利息支付的現金	41,612,965.98	38,762,115.42
Other cash paid relating to financing activities	支付的其他與籌資活動有關的現金	2,659,268.29	—
Subtotal of cash outflows from financing activities	籌資活動現金流出小計	44,272,234.27	38,762,115.42
Net cash flows from financing activities	籌資活動產生的現金流量淨額	12,945,727,752.13	(38,762,115.42)
IV. EFFECT OF CHANGES IN EXCHANGE RATE ON CASH AND CASH EQUIVALENTS	四、匯率變動對現金及現金等價物的影響	(6,307.82)	101,358.76
V. NET INCREASE (DECREASE) IN CASH AND CASH EQUIVALENTS	五、現金及現金等價物淨增加(減少)額	14,664,725,444.11	(4,181,048,796.91)
Add: Cash and cash equivalents at beginning of period	加：期初現金及現金等價物餘額	32,355,590,939.01	26,404,688,200.32
VI. CASH AND CASH EQUIVALENTS AT END OF PERIOD	六、期末現金及現金等價物餘額	47,020,316,383.12	22,223,639,403.41

## Notes to Financial Statements

1 January to 30 June 2021

### I. Corporate Background

Weichai Power Co., Ltd. (the “Company”) is a joint stock company limited by shares incorporated in Weifang, Shandong on 23 December 2002.

The RMB ordinary A shares and overseas listed foreign H shares issued by the Company were listed on the Shenzhen Stock Exchange and The Stock Exchange of Hong Kong Limited, respectively. The registered address of the Company’s headquarters is 197, Section A, Fu Shou East Street, High Technology Industrial Development Zone, Weifang, Shandong Province. The Company operates in the transportation equipment manufacturing industry. The major scope of operations of the Company and its subsidiaries (the “Group”) covers: design, development, production, sale, repair, import and export of engines and auxiliary products, automobile, automobile axle and components, gear boxes and components and other automobile components, hydraulic pumps, hydraulic motors, hydraulic valves, gears and gear transmission devices, ancillary casting and casting products of hydraulic components, internal combustion engines, new energy powertrain systems and ancillary products; technical consultation and technical services; leasing of self-owned houses; sale of steel; business management service; forklift trucks production, warehousing technology and supply chain solution services. For the aforesaid scope of operation, operating permit(s) should be held for those operations requiring administrative permission.

Weichai Group Holdings Limited and Shandong Heavy Industry Group Co., Ltd., established in the PRC, are the parent company and ultimate holding company of the Group, respectively.

These consolidated interim financial statements of the Company were approved by the board of directors of the Company on 30 August 2021.

The consolidation scope of consolidated financial statements is determined on the basis of control. Please refer to Note VI for changes in this period.

## 財務報表附註

2021年1月1日至6月30日止期間

### 一、公司基本情況

濰柴動力股份有限公司(以下簡稱「本公司」)是一家於2002年12月23日在山東省濰坊市註冊成立的股份有限公司。

本公司所發行人民幣普通股A股及境外上市外資股H股已分別在深圳證券交易所和香港聯合交易所有限公司上市。本公司註冊地址位於山東省濰坊市高新技術產業開發區福壽東街197號甲。本公司所屬行業為交通運輸設備製造業。本公司及子公司(以下統稱「本集團」)主要經營範圍為：發動機及配套產品，汽車，汽車車橋及零部件，汽車變速器及零部件以及其他汽車零部件，液壓泵、液壓馬達、液壓閥門、齒輪和齒輪傳動裝置、液壓元件附屬鑄件和鑄造品、內燃機、新能源動力總成系統及配套產品的設計、開發、生產、銷售、維修、進出口；技術諮詢和技術服務；自有房屋租賃、鋼材銷售、企業管理服務；叉車生產、倉庫技術及供應鏈解決方案服務。以上經營範圍涉及行政許可的憑許可證經營。

本公司的母公司和最終控股公司分別為於中國成立的濰柴控股集團有限公司和山東重工集團有限公司。

本中期財務報表於2021年8月30日已經本公司董事會批准。

合併財務報表的合併範圍以控制為基礎確定，本期變化情況參見附註六。

**Notes to Financial Statements (Continued)**

1 January to 30 June 2021

**II. Preparation Basis of the Financial Statements**  
**Preparation basis**

These interim financial statements have been prepared in accordance with Accounting Standards for Business Enterprises – No. 32 Interim Financial Reporting issued by the Ministry of Finance (the “MOF”). In addition, the Group also disclosed relevant financial information in accordance with relevant disclosure requirements of Compilation Rules No. 15 for Information Disclosure by Companies Offering Securities to the Public – General Requirements for Financial Reporting (2014 Revision) and the Rules Governing the Listing of Securities on the Stock Exchange of Hong Kong Limited.

These interim financial statements include selected explanatory notes, which are provided for easy understanding of the Group’s important events and transactions leading to its financial position and change of results of operations since the financial statements for the year 2020. These selected notes do not include all information and disclosures required under the Accounting Standards for Business Enterprises for a full set of financial statements. As such, these statements shall be read in conjunction with the financial statements of the Group for the year 2020.

**Continuing operations**

The interim financial statements are presented on a going concern basis.

**Basis of book-keeping and principle of measurement**

The Group adopts the accrual basis as the basis of book-keeping in accounting. Other than certain financial instruments, these financial statements have been prepared at historical costs. A disposal group held-for-sale is carried at the lower of carrying amount or the net value of fair value less selling expenses. If the assets are impaired, corresponding provisions for impairment shall be made according to relevant provisions.

Under historical cost method, the amount of assets was measured at the fair value of cash or cash equivalents or consideration paid at the time of purchase. Liabilities were measured at the amount of money or assets due to the current obligations actually received, or a present obligation of the contract amount, or the measurement of cash or cash equivalents in accordance with daily activities to repay the liabilities of the amount expected to be paid.

**財務報表附註(續)**

2021年1月1日至6月30日止期間

**二、財務報表的編製基礎**  
**編製基礎**

本中期財務報表根據財政部頒佈的《企業會計準則第32號－中期財務報告》的要求編製。此外，本集團還按照《公開發行證券的公司信息披露編報規則第15號－財務報告的一般規定(2014年修訂)》和《香港聯合交易所有限公司證券上市規則》相關披露要求披露有關財務信息。

本中期財務報表包括選取的說明性附註，這些附註有助於理解本集團自2020年度財務報表以來財務狀況和業績變化的重要事件和交易。這些選取的附註不包括根據企業會計準則的要求而編製一套完整的財務報表所需的所有信息和披露內容，因此需要和本集團2020年度財務報表一併閱讀。

**持續經營**

本中期財務報表以持續經營為基礎列報。

**記賬基礎和計價原則**

本集團會計核算以權責發生制為記賬基礎。除某些金融工具外，本財務報表以歷史成本作為計量基礎。持有待售的處置組，按照賬面價值與公允價值減去出售費用後的淨額孰低列報。資產如果發生減值，則按照相關規定計提相應的減值準備。

在歷史成本計量下，資產按照購置時支付的現金或者現金等價物的金額或者所付出的對價的公允價值計量。負債按照因承擔現時義務而實際收到的款項或者資產的金額，或者承擔現時義務的合同金額，或者按照日常活動中為償還負債預期需要支付的現金或者現金等價物的金額計量。

## Notes to Financial Statements (Continued)

1 January to 30 June 2021

## II. Preparation Basis of the Financial Statements (Continued)

## Basis of book-keeping and principle of measurement (Continued)

The fair value refers to the amount, at which both willing parties engaged to an orderly transaction who are familiar with the condition sell their assets or transfer their liabilities. Whether the fair value is observable or measured by valuation techniques, the measurement and disclosure of the fair value in these financial statements were all based on it.

For financial assets with transaction prices as the fair value upon initial recognition and a valuation technique that unobservable inputs are to be used to measure fair value in subsequent periods, the valuation technique is calibrated so that the results of the valuation technique equals to the transaction price.

Fair value measurements are categorized into three levels based on the degree to which the inputs of the fair value measurements are observable and the significance of the inputs to the fair value measurement in its entirety, which are described as follows:

- Level 1 inputs are quoted prices (unadjusted) in active markets for identical assets or liabilities that the entity can access at the measurement date.
- Level 2 inputs are inputs, other than quoted prices included within Level 1, that are observable for the asset or liability, either directly or indirectly.
- Level 3 inputs are unobservable inputs for the asset or liability.

## III. Significant Accounting Policies and Accounting Estimates

Accounting policies and accounting estimates are formulated based on the actual characteristics of production and operation. These are reflected in the identification of leases, provision for credit losses in respect of receivables, classification of fixed assets and depreciation estimation, classification of intangible assets and long-term pre-paid expenses and estimation of amortization.

## 1. Accounting period

The accounting year of the Group is from 1 January to 31 December of each calendar year. The accounting period for these interim financial statements is from 1 January to 30 June.

## 2. Business cycle

Business cycle refers to the period from the purchase of assets used for processing to the realization of cash and cash equivalents. The business cycle of the Group is twelve months.

## 財務報表附註(續)

2021年1月1日至6月30日止期間

## 二、財務報表的編製基礎(續)

## 記賬基礎和計價原則(續)

公允價值是市場參與者在計量日發生的有序交易中，出售一項資產所能收到或者轉移一項負債所需支付的價格。無論公允價值是可觀察到的還是採用估值技術估計的，在本財務報表中計量和披露的公允價值均在此基礎上予以確定。

對於以交易價格作為初始確認時的公允價值，且在公允價值後續計量中使用了涉及不可觀察輸入值的估值技術的金融資產，在估值過程中校正該估值技術，以使估值技術確定的初始確認結果與交易價格相等。

公允價值計量基於公允價值的輸入值的可觀察程度以及該等輸入值對公允價值計量整體的重要性，被劃分為三個層次：

- 第一層次輸入值是在計量日能夠取得的相同資產或負債在活躍市場上未經調整的報價。
- 第二層次輸入值是除第一層次輸入值外相關資產或負債直接或間接可觀察的輸入值。
- 第三層次輸入值是相關資產或負債的不可觀察輸入值。

## 三、重要會計政策及會計估計

本集團根據實際生產經營特點制定了具體會計政策和會計估計，主要體現在租賃的識別、應收款項信用損失準備的計提、固定資產分類及折舊估計、無形資產和長期待攤費用的分類和攤銷估計。

## 1. 會計期間

本集團會計年度採用公曆年度，即每年自1月1日起至12月31日止。本中期財務報表會計期間為自1月1日至6月30日止。

## 2. 營業周期

營業周期是指企業從購買用於加工的資產起至實現現金或現金等價物的期間。本集團的營業周期為12個月。

## Notes to Financial Statements (Continued)

1 January to 30 June 2021

**III. Significant Accounting Policies and Accounting Estimates (Continued)****3. Functional currency**

Renminbi (RMB) was the currency used in the major economic environment in which the Company and its domestic subsidiaries operate the business. The Company and its domestic subsidiaries used RMB as their functional currencies. The Company's overseas subsidiaries may determine their own functional currencies based on the currency used in the major economic environment in which they operate the business. In preparation of these financial statements, the Company adopted RMB as the functional currency.

**4. The accounting treatment of business combinations involving enterprises under common control and business combinations involving enterprises not under common control**

Business combinations include business combinations involving enterprises under common control and business combinations involving enterprises not under common control.

**4.1 Business combinations involving enterprises under common control**

A business combination involving enterprises under common control is a business combination in which all of the combining enterprises are ultimately controlled by the same party or parties both before and after the combination, and that control is not transitory.

Assets and liabilities that are obtained in a business combination shall be measured at the carrying amounts on the financial statements of the acquiree as at the combination date. The difference between the carrying amount of the net assets obtained by the acquirer and the carrying amount of the consideration paid for the combination (or the aggregate face value of shares issued as consideration) shall be adjusted to share premium under capital reserve. If the capital reserve is not sufficient to absorb the difference, any excess shall be adjusted against retained earnings.

Costs that are directly attributable to the combination are charged to profit or loss when incurred.

## 財務報表附註(續)

2021年1月1日至6月30日止期間

**三、重要會計政策及會計估計(續)****3. 記賬本位幣**

人民幣為本公司及境內子公司經營所處的主要經濟環境中的貨幣，本公司及境內子公司以人民幣為記賬本位幣。本公司之境外子公司根據其經營所處的主要經濟環境中的貨幣確定其記賬本位幣。本公司編製本財務報表時所採用的貨幣為人民幣。

**4. 同一控制下和非同一控制下企業合併的會計處理方法**

企業合併分為同一控制下企業合併和非同一控制下企業合併。

**4.1 同一控制下企業合併**

參與合併的企業在合併前後均受同一方或相同的多方最終控制，且該控制並非暫時性的，為同一控制下的企業合併。

在企業合併中取得的資產和負債，按合併日其在被合併方的賬面價值計量。合併方取得的淨資產賬面價值與支付的合併對價的賬面價值(或發行股份面值總額)的差額，調整資本公積中的股本溢價，股本溢價不足沖減的則調整留存收益。

為進行企業合併發生的各項直接費用，於發生時計入當期損益。



## Notes to Financial Statements (Continued)

1 January to 30 June 2021

## III. Significant Accounting Policies and Accounting Estimates (Continued)

## 4. The accounting treatment of business combinations involving enterprises under common control and business combinations involving enterprises not under common control (Continued)

## 4.2 Business combinations involving enterprises not under common control and goodwill

A business combination involving enterprises not under common control is a business combination in which all of the combining enterprises are not ultimately controlled by the same party or parties before and after the combination.

Combination cost refers to the fair value of assets paid, liabilities incurred or assumed and equity instruments issued by the acquirer for acquiring control of the acquiree. For business combinations of enterprises not under common control achieved in stages through multiple transactions, the combination cost shall be the sum of the consideration paid on the date of acquisition and the fair value, as at the date of acquisition, of the equity interests in the acquiree held prior to the date of acquisition.

The fees paid to intermediaries including audit, legal services, appraisal and so forth and other related administrative expenses incurred by the acquirer for the business combination are charged to profit or loss for the current period when incurred.

The identifiable assets, liabilities and contingent liabilities of acquiree qualifying for the conditions of recognition acquired by the acquirer in the business combination are measured at fair value on the date of acquisition. When the business combination contract provides that, upon the occurrence of multiple future contingencies, the acquirer shall require the return of consideration paid for the business combination, such contingent consideration as set out in the contract shall be recognised as an asset by the Group as a part of the aggregate consideration transferred in the business combination, and be included in the cost of combination at the fair value at the date of acquisition. Within twelve months after the acquisition, if the contingent consideration needs to be adjusted as new or further evidences are obtained in respect of circumstances existed as of the date of acquisition, the amount previously included in the goodwill shall be adjusted. A change in or adjustment to the contingent consideration under other circumstances shall be measured in accordance with Accounting Standards for Business Enterprises No. 22 – Recognition and Measurement of Financial Instruments and Accounting Standards for Business Enterprises No. 13 – Contingencies. Any change or adjustment is included in profit or loss for the current period.

## 財務報表附註(續)

2021年1月1日至6月30日止期間

## 三、重要會計政策及會計估計(續)

## 4. 同一控制下和非同一控制下企業合併的會計處理方法(續)

## 4.2 非同一控制下的企業合併及商譽

參與合併的企業在合併前後不受同一方或相同的多方最終控制的，為非同一控制下的企業合併。

合併成本指購買方為取得被購買方的控制權而付出的資產、發生或承擔的負債和發行的權益性工具的公允價值。通過多次交易分步實現非同一控制下的企業合併的，合併成本為購買日支付的對價與購買日之前已經持有的被購買方的股權在購買日的公允價值之和。

購買方為企業合併發生的審計、法律服務、評估諮詢等中介費用以及其他相關管理費用，於發生時計入當期損益。

購買方在合併中所取得的被購買方符合確認條件的可辨認資產、負債及或有負債在購買日以公允價值計量。當合併協議中約定根據未來多項或有事項的發生，購買方有權要求返還之前已經支付的合併對價時，本集團將合併協議約定的或有對價確認為一項資產，作為企業合併轉移對價的一部分，按照其在購買日的公允價值計入企業合併成本。購買日後12個月內，若出現對購買日已存在情況的新的或者進一步證據而需要調整或有對價的，予以確認並對原計入商譽的金額進行調整。其他情況下發生的或有對價變化或調整，按照《企業會計準則第22號—金融工具確認和計量》和《企業會計準則第13號—或有事項》計量，發生的變化或調整計入當期損益。

## Notes to Financial Statements (Continued)

1 January to 30 June 2021

## III. Significant Accounting Policies and Accounting Estimates (Continued)

## 4. The accounting treatment of business combinations involving enterprises under common control and business combinations involving enterprises not under common control (Continued)

## 4.2 Business combinations involving enterprises not under common control and goodwill (Continued)

Where the combination cost is larger than the portion of fair value of net identifiable assets of acquiree acquired in the business combination, the difference is recognized as goodwill as an asset, and initially measured at cost. For those with combination cost lower than the portion of fair value of net identifiable assets of acquiree acquired in the business combination, re-verification is first carried out on the measurement of the fair value of all identifiable assets, liabilities and contingent liabilities as well as the combination cost. For those with combination cost lower than the portion of fair value of net identifiable assets of acquiree acquired in the business combination after re-verification, they are charged to profit or loss for the current period.

If either the fair values of identifiable assets, liabilities and contingent liabilities acquired in a combination or the cost of business combination can be determined only provisionally by the end of the period in which the business combination was effected, the acquirer recognizes and measures the combination using those provisional values. Any adjustments to those provisional values within 12 months after the acquisition date are treated as if they had been recognized and measured on the acquisition date.

Goodwill arising from the business combination shall be recognized separately in the consolidated financial statements and measured at cost less accumulated impairment losses.

## 5. Basis for preparation of consolidated financial statements

The consolidation scope of consolidated financial statements is determined on the basis of control. Control refers to the power of an investor over an investee, and exposure, or rights, to variable returns from its involvement with the investee, and the ability to use its power over the investee to affect the amount of its returns. Once the relevant facts and situation which alters the elements that define control change, the Group shall perform re-evaluation.

## 財務報表附註(續)

2021年1月1日至6月30日止期間

## 三、重要會計政策及會計估計(續)

## 4. 同一控制下和非同一控制下企業合併的會計處理方法(續)

## 4.2 非同一控制下的企業合併及商譽(續)

合併成本大於合併中取得的被購買方可辨認淨資產公允價值份額的差額，作為一項資產確認為商譽並按成本進行初始計量。合併成本小於合併中取得的被購買方可辨認淨資產公允價值份額的，首先對取得的被購買方各項可辨認資產、負債及或有負債的公允價值以及合併成本的計量進行覆核，覆核後合併成本仍小於合併中取得的被購買方可辨認淨資產公允價值份額的，計入當期損益。

合併當期期末，如合併中取得的各項可辨認資產、負債及或有負債的公允價值或企業合併成本只能暫時確定的，則以所確定的暫時價值為基礎對企業合併進行確認和計量。購買日後12個月內對確認的暫時價值進行調整的，視為在購買日確認和計量。

因企業合併形成的商譽在合併財務報表中單獨列報，並按照成本扣除累計減值準備後的金額計量。

## 5. 合併財務報表的編製方法

合併財務報表的合併範圍以控制為基礎予以確定。控制是指投資方擁有對被投資方的權力，通過參與被投資方的相關活動而享有可變回報，並且有能力運用對被投資方的權力影響其回報金額。一旦相關事實和情況的變化導致上述控制定義涉及的相關要素發生了變化，本集團將進行重新評估。

## Notes to Financial Statements (Continued)

1 January to 30 June 2021

## III. Significant Accounting Policies and Accounting Estimates (Continued)

## 5. Basis for preparation of consolidated financial statements (Continued)

Consolidation of a subsidiary begins when the Group obtains control over the subsidiary and ceases when the Group loses control of the subsidiary.

For a subsidiary acquired through a business combination not involving enterprises under common control, the operating results and cash flows from the date of acquisition (the date when the control is obtained) are included in the consolidated income statement and consolidated cash flow statement, as appropriate.

No matter when the business combination occurs in the reporting period, subsidiaries acquired through a business combination involving enterprises under common control or the party being absorbed under merger by absorption are included in the Group's scope of consolidation as if they had been included in the scope of consolidation from the date when they first came under the common control of the ultimate controlling party. Their operating results and cash flows from the beginning of the earliest reporting period or from the date when they first came under the common control of the ultimate controlling party are included in the consolidated income statement and consolidated cash flow statement, as appropriate.

The significant accounting policies and accounting periods adopted by the subsidiaries are determined based on the uniform accounting policies and accounting periods set out by the Company.

The effect of all intra-group transactions between the Company and its subsidiaries and among subsidiaries on the consolidated financial statements is eliminated on consolidation.

The portion of subsidiaries' equity that is not attributable to the Company is treated as minority interests and presented as "minority interests" in the consolidated balance sheet within shareholders' equity. The portion of net profits or losses of subsidiaries attributable to minority interests is presented as "minority interests" in the consolidated income statement below the "net profit" line item.

## 財務報表附註(續)

2021年1月1日至6月30日止期間

## 三、重要會計政策及會計估計(續)

## 5. 合併財務報表的編製方法(續)

子公司的合併起始於本集團獲得對該子公司的控制權時，終止於本集團喪失對該子公司的控制權時。

對於通過非同一控制下的企業合併取得的子公司，其自購買日(取得控制權的日期)起的經營成果及現金流量已經適當地包括在合併利潤表和合併現金流量表中。

對於通過同一控制下的企業合併取得的子公司(或吸收合併下的被合併方)，無論該項企業合併發生在報告期的任一時點，視同該子公司(或被合併方)同受最終控制方控制之日起納入本集團的合併範圍，其自報告期最早期間期初或同受最終控制方控制之日起的經營成果和現金流量已適當地包括在合併利潤表和合併現金流量表中。

子公司採用的主要會計政策和會計期間按照本公司統一規定的會計政策和會計期間釐定。

本公司與子公司及子公司相互之間發生的內部交易對合併財務報表的影響於合併時抵銷。

子公司所有者權益中不屬於本公司的份額作為少數股東權益，在合併資產負債表中股東權益項目下以「少數股東權益」項目列示。子公司當期淨損益中屬於少數股東權益的份額，在合併利潤表中淨利潤項目下以「少數股東損益」項目列示。

## Notes to Financial Statements (Continued)

1 January to 30 June 2021

**III. Significant Accounting Policies and Accounting Estimates (Continued)****5. Basis for preparation of consolidated financial statements (Continued)**

Where the amount of losses of a subsidiary attributable to the minority shareholders exceeds their share of the opening balance of owner's equity of the subsidiary, the excess shall be allocated against minority interests.

Acquisition of minority interests or disposal of interest in a subsidiary that does not result in the loss of control over the subsidiary is accounted for as an equity transaction. The carrying amounts of the interests attributable to the parent and minority interests are adjusted to reflect the changes in their relative interests in the subsidiary. The difference between the amount by which the minority interests are adjusted and the fair value of the consideration paid or received is adjusted to capital reserve. If the capital reserve is not sufficient to absorb the difference, the excess is adjusted against retained earnings.

**6. Classification of joint arrangements and accounting treatments for joint operations**

Joint arrangements include joint operations and joint ventures. The classification is determined by considering the structure, legal form and contract terms of the arrangement according to the rights and obligations of the joint parties in the joint arrangements. A joint operation refers to the arrangement whereby the parties have rights to the assets and obligations for the liabilities relating to the arrangement. A joint venture is a joint arrangement whereby the parties only have rights to the net assets of the joint arrangement.

The Group adopts equity method for computing the investments in joint ventures. For details, see Note III. 13.3.2 Long-term equity investment calculated by equity method

## 財務報表附註(續)

2021年1月1日至6月30日止期間

**三、重要會計政策及會計估計(續)****5. 合併財務報表的編製方法(續)**

少數股東分擔的子公司的虧損超過了少數股東在該子公司期初所有者權益中所享有的份額，其餘額仍沖減少數股東權益。

對於購買子公司少數股權或因處置部分股權投資但沒有喪失對該子公司控制權的交易，作為權益性交易核算，調整歸屬於母公司所有者權益和少數股東權益的賬面價值以反映其在子公司中相關權益的變化。少數股東權益的調整額與支付／收到對價的公允價值之間的差額調整資本公積，資本公積不足沖減的，調整留存收益。

**6. 合營安排分類及共同經營會計處理方法**

合營安排分為共同經營和合營企業，該分類通過考慮該安排的結構、法律形式以及合同條款等因素根據合營方在合營安排中享有的權利和承擔的義務確定。共同經營，是指合營方享有該安排相關資產且承擔該安排相關負債的合營安排。合營企業是指合營方僅對該安排的淨資產享有權利的合營安排。

本集團對合營企業的投資採用權益法核算，具體參見附註三、13.3.2按權益法核算的長期股權投資。

## Notes to Financial Statements (Continued)

1 January to 30 June 2021

## III. Significant Accounting Policies and Accounting Estimates (Continued)

## 6. Classification of joint arrangements and accounting treatments for joint operations (Continued)

The following items should be recognized by the Group in relation to its sole and shared ownerships in the joint operation: solely held assets, as well as jointly held assets according to its share; solely assumed liabilities, as well as jointly assumed liabilities according to its share; income derived from its entitled share of production of the joint operation; income derived from the sales of production of the joint operation according to its share; solely incurred expenses, as well as expenses incurred by the joint operation according to its share. Assets, liabilities, income and expenses related to the joint operation are computed according to requirements applicable to specific assets, liabilities, income and expenses.

If the Group invests or sells assets, etc. to the joint operation (except when the assets constitute business), the part pertaining to other participants in the joint operation among the profit or loss due to the transaction will be recognized only before the assets are sold to a third party by the joint operation. Where asset impairment losses are incurred in respect of assets invested or sold, the Group recognizes the losses in full amount.

If the Group purchases assets, etc. from the joint operation (except when the assets constitute business), the part pertaining to other participants in the joint operation among the profit or loss due to the transaction will be recognized only before the assets are sold to a third party. Where asset impairment losses are incurred in respect of assets purchased, the Group recognizes the losses to the extent of its share.

## 7. Recognition criteria for cash and cash equivalents

Cash comprises the Group's cash on hand and deposits that can be readily withdrawn on demand. Cash equivalents are short-term (usually mature within 3 months from the date of acquisition), highly liquid investments held by the Group, that are readily convertible to known amounts of cash and which are subject to an insignificant risk of changes in value.

## 財務報表附註(續)

2021年1月1日至6月30日止期間

## 三、重要會計政策及會計估計(續)

## 6. 合營安排分類及共同經營會計處理方法(續)

本集團根據共同經營的安排確認本集團單獨所持有的資產以及按本集團份額確認共同持有的資產；確認本集團單獨所承擔的負債以及按本集團份額確認共同承擔的負債；確認出售本集團享有的共同經營產出份額所產生的收入；按本集團份額確認共同經營因出售產出所產生的收入；確認本集團單獨所發生的費用，以及按本集團份額確認共同經營發生的費用。本集團按照適用於特定資產、負債、收入和費用的規定核算與共同經營相關的資產、負債、收入和費用。

本集團向共同經營投出或出售資產等(該資產構成業務的除外)，在該等資產由共同經營出售給第三方之前，僅確認因該交易產生的損益中歸屬於共同經營其他參與方的部分。投出或出售的資產發生資產減值損失的，本集團全額確認該損失。

本集團自共同經營購買資產等(該資產構成業務的除外)，在將該資產出售給第三方之前，僅確認因該交易產生的損益中歸屬於共同經營其他參與方的部分。購入的資產發生資產減值損失的，本集團按其承擔的份額確認該部分損失。

## 7. 現金及現金等價物的確定標準

現金是指庫存現金以及可以隨時用於支付的存款。現金等價物是指本集團持有的期限短(一般指從購買日起三個月內到期)、流動性強、易於轉換為已知金額現金、價值變動風險很小的投資。

## Notes to Financial Statements (Continued)

1 January to 30 June 2021

**III. Significant Accounting Policies and Accounting Estimates (Continued)****8. Foreign currency operations and foreign currency translation**

## 8.1 Foreign currency operations

Foreign currency transactions are recorded, on initial recognition, in the functional currency, by applying to the foreign currency amount the spot exchange rate prevailing on the transaction dates. On the balance sheet date, foreign currency monetary items are translated into Renminbi using the spot exchange rate prevailing on the balance sheet date. Exchange differences arising from the difference between the spot exchange rate on that day and on the date of initial recognition or the previous balance sheet date are taken to profit or loss in the current period except for the following: (1) The exchange difference in respect of special borrowings denominated in foreign currencies that meet the criteria for capitalization are capitalized during the capitalization period as a cost under the relevant assets; (2) The exchange difference in respect of hedging instruments used for hedging for avoiding foreign exchange rate risks is accounted for using hedge accounting; (3) For monetary items classified as at fair value through other comprehensive income (FVTOCI), exchange difference arising from the change in other gross carrying amounts other than amortized costs is taken to other comprehensive income.

Non-monetary foreign currency items measured at historical cost shall still be measured at the amount in the functional currency translated at the spot exchange rate prevailing on the transaction date. Non-monetary foreign currency items measured at fair value are translated at the spot exchange rate prevailing at the date on which the fair values are determined. The difference between the amount in the functional currency after translation and the amount in the original functional currency is accounted for as fair value change (inclusive of exchange rate change) and is taken to profit or loss for the current period or recognized as other comprehensive income.

## 財務報表附註(續)

2021年1月1日至6月30日止期間

**三、重要會計政策及會計估計(續)****8. 外幣業務和外幣報表折算**

## 8.1 外幣業務

外幣交易在初始確認時，採用交易發生日的即期匯率將外幣金額折算為記賬本位幣金額。於資產負債表日，對於外幣貨幣性項目採用資產負債表日即期匯率折算為人民幣，因該日的即期匯率與初始確認時或者前一資產負債表日即期匯率不同而產生的匯兌差額，除：(1)符合資本化條件的外幣專門借款的匯兌差額在資本化期間予以資本化計入相關資產的成本；(2)為了規避外匯風險進行套期的套期工具的匯兌差額按套期會計方法處理；(3)分類為以公允價值計量且其變動計入其他綜合收益的貨幣性項目除攤餘成本之外的其他賬面餘額變動產生的匯兌差額計入其他綜合收益外，均計入當期損益。

以歷史成本計量的外幣非貨幣性項目仍以交易發生日的即期匯率折算的記賬本位幣金額計量。以公允價值計量的外幣非貨幣性項目，採用公允價值確定日的即期匯率折算，折算後的記賬本位幣金額與原記賬本位幣金額的差額，作為公允價值變動(含匯率變動)處理，計入當期損益或確認為其他綜合收益。

## Notes to Financial Statements (Continued)

1 January to 30 June 2021

## III. Significant Accounting Policies and Accounting Estimates (Continued)

## 8. Foreign currency operations and foreign currency translation (Continued)

## 8.2 Translation of foreign currency financial statements

To prepare the consolidated financial statement, the financial statements denominated in foreign currency of a foreign operation are translated to RMB in compliance with the following requirements: all assets and liabilities on the balance sheet are translated at the spot exchange rate prevailing at the balance sheet date; all equity items are translated at the spot exchange rates at the dates on which such items arose; income and expenses and profit appropriation items in the income statement are translated at the spot exchange rate at the date of transaction; all exchange differences of assets, liabilities and shareholders' equity resulting from the translation are recognized as other comprehensive income and taken to shareholders' equity.

Foreign currency cash flows and the cash flows of foreign subsidiaries are translated using the spot exchange rate as of the date on which the cash flows occur. The effect of exchange rate changes on cash and cash equivalents is presented separately as an adjustment item under "effect of changes in exchange rate on cash and cash equivalents" in the cash flow statement.

The opening balances of the year/period and prior year's/period's figures are presented according to the translated amounts of the financial statements of the prior year/period.

When control over the Group's foreign operation is lost due to the disposal of ownership interests of foreign operation or partial disposal of equity investment or other reasons, exchange differences of foreign currency statements attributable to the shareholders of the parent company related to such foreign operation and presented under shareholder's equity item in the balance sheet are all transferred to profit or loss for the current period.

## 財務報表附註(續)

2021年1月1日至6月30日止期間

## 三、重要會計政策及會計估計(續)

## 8. 外幣業務和外幣報表折算(續)

## 8.2 外幣財務報表折算

為編製合併財務報表，境外經營的外幣財務報表按以下方法折算為人民幣報表：資產負債表中的所有資產、負債類項目按資產負債表日的即期匯率折算；股東權益項目按發生時的即期匯率折算；利潤表中的所有項目及反映利潤分配發生額的項目按交易發生日的即期匯率折算；折算後資產類項目與負債類項目和股東權益類項目合計數的差額確認為其他綜合收益並計入股東權益。

外幣現金流量以及境外子公司的現金流量，採用現金流量發生日的即期匯率折算，匯率變動對現金及現金等價物的影響額，作為調節項目，在現金流量表中以「匯率變動對現金及現金等價物的影響」單獨列示。

年/期初數和上年/期實際數按照上年/期財務報表折算後的數額列示。

在處置本集團在境外經營的全部所有者權益或因處置部分股權投資或其他原因喪失了對境外經營控制權時，將資產負債表中股東權益項目下列示的、與該境外經營相關的歸屬於母公司所有者權益的外幣報表折算差額，全部轉入處置當期損益。

## Notes to Financial Statements (Continued)

1 January to 30 June 2021

**III. Significant Accounting Policies and Accounting Estimates (Continued)****8. Foreign currency operations and foreign currency translation (Continued)****8.2 Translation of foreign currency financial statements (Continued)**

In partial disposal of the equity investment or other reasons that lead to the reduction of the proportion of interests in foreign operation but there is no loss of control over such foreign operations, the difference of foreign currency translation related to the part of foreign operation disposal will be attributed to minority interests and will not be taken to profit or loss for the current period. In partial disposal of equity interest in an overseas associate or joint venture, the foreign currency translation difference related to the foreign operation shall be taken to profit or loss for the current period according to the proportion of the disposal of the foreign operation.

**9. Financial instruments**

The Group recognizes a financial asset or a financial liability when it becomes a party to the contractual provisions of a financial instrument.

Where financial assets are purchased or sold in a regular way, assets to be received and liabilities to be borne for it are recognized on the date of transaction, or sold assets are derecognized on the date of transaction.

The financial assets and financial liabilities were initially recognized at fair value. For the financial assets and financial liabilities measured at fair value through profit or loss (FVTPL) for the current period, related transaction expenses are directly taken to the profit or loss for the current period; for other types of financial assets and financial liabilities, related transaction expenses are included in the initial recognized amount. For accounts receivable excluding significant financing components or regardless of financing components of contracts less than one year initially recognised based on Accounting Standards for Business Enterprises No.14-Revenue ("Standard on Revenue"), they are initially measured at transaction price defined based on the Standard on Revenue.

## 財務報表附註(續)

2021年1月1日至6月30日止期間

**三、重要會計政策及會計估計(續)****8. 外幣業務和外幣報表折算(續)****8.2 外幣財務報表折算(續)**

在處置部分股權投資或其他原因導致持有境外經營權益比例降低但不喪失對境外經營控制權時，與該境外經營處置部分相關的外幣報表折算差額將歸屬於少數股東權益，不轉入當期損益。在處置境外經營為聯營企業或合營企業的部分股權時，與該境外經營相關的外幣報表折算差額，按處置該境外經營的比例轉入處置當期損益。

**9. 金融工具**

本集團在成為金融工具合同的一方時確認一項金融資產或金融負債。

對於以常規方式購買或出售金融資產的，在交易日確認將收到的資產和為此將承擔的負債，或者在交易日終止確認已出售的資產。

金融資產和金融負債在初始確認時以公允價值計量。對於以公允價值計量且其變動計入當期損益的金融資產和金融負債，相關的交易費用直接計入當期損益；對於其他類別的金融資產和金融負債，相關交易費用計入初始確認金額。當本集團按照《企業會計準則第14號—收入》(「收入準則」)初始確認未包含重大融資成分或不考慮不超過一年的合同中的融資成分的應收賬款時，按照收入準則定義的交易價格進行初始計量。



## Notes to Financial Statements (Continued)

1 January to 30 June 2021

## III. Significant Accounting Policies and Accounting Estimates (Continued)

## 9. Financial instruments (Continued)

Effective interest method is the method that is used in the calculation of the amortized cost of a financial asset or a financial liability and in the allocation and recognition of the interest income or interest expense over the accounting periods.

Effective interest rate is the rate that exactly discounts estimated future cash flows through the expected life of the financial asset or financial liability to the gross carrying amount of a financial asset or to the amortized cost of a financial liability. When calculating the effective interest rate, the Group shall estimate the expected cash flows by considering all the contractual terms of the financial assets or liabilities (for example, early repayment, extension, call and similar options) but shall not consider the expected credit losses.

Amortized cost of a financial asset or financial liability is the amount at which the financial asset or financial liability is measured at initial recognition minus the principal repayments, plus or minus the cumulative amortization using the effective interest method of any difference between that initial amount and the maturity amount and, for financial assets, adjusted for any loss allowance.

## 9.1 Classification and measurement of financial assets

After initial recognition, the Group shall measure different types of financial assets at amortized cost, FVTOCI or FVTPL.

If the contractual terms of the financial asset give rise on specified dates to cash flows that are solely payments of principal and interest on the principal amount outstanding and the financial asset is held within a business model whose objective is achieved by collecting contractual cash flows, the Group shall classify the financial asset into a financial asset measured at amortized cost. Such financial assets mainly include: cash and cash equivalents, notes receivable, accounts receivable and other receivables etc.

## 財務報表附註(續)

2021年1月1日至6月30日止期間

## 三、重要會計政策及會計估計(續)

## 9. 金融工具(續)

實際利率法是指計算金融資產或金融負債的攤餘成本以及將利息收入或利息費用分攤計入各會計期間的方法。

實際利率，是指將金融資產或金融負債在預計存續期的估計未來現金流量，折現為該金融資產賬面餘額或該金融負債攤餘成本所使用的利率。在確定實際利率時，在考慮金融資產或金融負債所有合同條款(如提前還款、展期、看漲期權或其他類似期權等)的基礎上估計預期現金流量，但不考慮預期信用損失。

金融資產或金融負債的攤餘成本是以該金融資產或金融負債的初始確認金額扣除已償還的本金，加上或減去採用實際利率法將該初始確認金額與到期日金額之間的差額進行攤銷形成的累計攤銷額，再扣除累計計提的損失準備(僅適用於金融資產)。

## 9.1 金融資產的分類與計量

初始確認後，本集團對不同類別的金融資產，分別以攤餘成本、以公允價值計量且其變動計入其他綜合收益或以公允價值計量且其變動計入當期損益進行後續計量。

金融資產的合同條款規定在特定日期產生的現金流量僅為對本金和以未償付本金金額為基礎的利息的支付，且本集團管理該金融資產的業務模式是以收取合同現金流量為目標，則本集團將該金融資產分類為以攤餘成本計量的金融資產。此類金融資產主要包括貨幣資金、應收票據、應收賬款和其他應收款等。

## Notes to Financial Statements (Continued)

1 January to 30 June 2021

## III. Significant Accounting Policies and Accounting Estimates (Continued)

## 9. Financial instruments (Continued)

## 9.1 Classification and measurement of financial assets (Continued)

If the contractual terms of the financial asset give rise on specified dates to cash flows that are solely payments of principal and interest on the principal amount outstanding and the financial asset is held within a business model whose objective is to collect contractual cash flows and sell such financial assets, the Group shall classify the financial asset into a financial asset at FVTOCI. Notes receivable classified as at FVTOCI upon acquisition by the Company are presented as receivable financing.

Financial assets at FVTPL include financial assets classified as at FVTPL and those designated as at FVTPL which are presented in held-for-trading financial assets. Those due over one year and expected to be held for over one year since the balance sheet date are presented in other non-current financial assets.

- A financial asset which does not satisfy the criteria for a financial asset classified as being measured at amortized cost or a financial asset at FVTOCI shall be classified as a financial asset at FVTPL.
- At initial recognition, the Group may irrevocably designate a financial asset as measured at FVTPL if doing so eliminates or significantly reduces accounting mismatch (expected credit losses).

## 財務報表附註(續)

2021年1月1日至6月30日止期間

## 三、重要會計政策及會計估計(續)

## 9. 金融工具(續)

## 9.1 金融資產的分類與計量(續)

金融資產的合同條款規定在特定日期產生的現金流量僅為對本金和以未償付本金金額為基礎的利息的支付，且本集團管理該金融資產的業務模式既以收取合同現金流量為目標又以出售該金融資產為目標的，則該金融資產分類為以公允價值計量且其變動計入其他綜合收益的金融資產。本集團取得時分類為以公允價值計量且其變動計入其他綜合收益的應收票據，列示於應收款項融資。

以公允價值計量且其變動計入當期損益的金融資產包括分類為以公允價值計量且其變動計入當期損益的金融資產和指定為以公允價值計量且其變動計入當期損益的金融資產，列示於交易性金融資產。自資產負債表日起超過一年到期且預期持有超過一年的，列示於其他非流動金融資產。

- 不符合分類為以攤餘成本計量的金融資產、以公允價值計量且其變動計入其他綜合收益的金融資產條件的金融資產均分類為以公允價值計量且其變動計入當期損益金融資產。
- 在初始確認時，為消除或顯著減少會計錯配，本集團可以將金融資產不可撤銷地指定為以公允價值計量且其變動計入當期損益的金融資產。

## Notes to Financial Statements (Continued)

1 January to 30 June 2021

## III. Significant Accounting Policies and Accounting Estimates (Continued)

## 9. Financial instruments (Continued)

## 9.1 Classification and measurement of financial assets (Continued)

On initial recognition, the Group may, based on an individual financial asset, irrevocably designate a non-trading equity instrument investment which is non-contingent consideration and recognized in business combination not involving enterprises under common control as financial asset measured at FVTOCI. Such financial assets are presented as investment in other equity instruments.

The Group's purpose of holding the financial assets is for trading if one of the following conditions is satisfied:

- The Group's purpose of holding the relevant financial assets is primarily for recent sale.
- The relevant financial assets are, on initial recognition, a part of the centrally-managed identifiable financial instrument portfolio, and objective evidence indicates that short-term profit model exists in the near future.
- The relevant financial assets are derivative instruments. However, derivatives that meet the definition of financial guarantee contracts and those designated as effective hedging instruments are excluded.

## 9.1.1 Financial assets at amortised cost

The financial asset at amortized cost is subsequently measured at amortized cost using the effective interest method. Gain or loss arising from derecognition, impairment or amortization is recognized in profit or loss.

## 財務報表附註(續)

2021年1月1日至6月30日止期間

## 三、重要會計政策及會計估計(續)

## 9. 金融工具(續)

## 9.1 金融資產的分類與計量(續)

初始確認時，本集團可以單項金融資產為基礎，不可撤銷地將非同一控制下的企業合併中確認的或有對價以外的非交易性權益工具投資指定為以公允價值計量且其變動計入其他綜合收益的金融資產。此類金融資產作為其他權益工具投資列示。

金融資產滿足下列條件之一的，表明本集團持有該金融資產的目的是交易性的：

- 取得相關金融資產的目的，主要是為了近期出售。
- 相關金融資產在初始確認時屬於集中管理的可辨認金融工具組合的一部分，且有客觀證據表明近期實際存在短期獲利模式。
- 相關金融資產屬於衍生工具。但符合財務擔保合同定義的衍生工具以及被指定為有效套期工具的衍生工具除外。

## 9.1.1 以攤餘成本計量的金融資產

以攤餘成本計量的金融資產採用實際利率法，按攤餘成本進行後續計量，發生減值時或終止確認產生的利得或損失，計入當期損益。

## Notes to Financial Statements (Continued)

1 January to 30 June 2021

## III. Significant Accounting Policies and Accounting Estimates (Continued)

## 9. Financial instruments (Continued)

## 9.1 Classification and measurement of financial assets (Continued)

## 9.1.1 Financial assets at amortised cost (Continued)

The Group recognizes interest income on financial assets measured at amortized cost using the effective interest method. The Group calculates interest income based on the gross carrying amount of financial assets multiplied by the actual interest rate, unless the financial assets become credit-impaired financial assets in subsequent reporting period. For those financial assets, the Group shall apply the credit-adjusted effective interest rate to the amortized cost of the financial asset in subsequent reporting period. If the financial assets no longer has credit impairment during the subsequent period as a result of an improvement in its credit risk, and this improvement may be linked to an event that occurred after the application of the above regulations, the Group calculates interest income based on the gross carrying amount of financial assets multiplied by the actual interest rate.

## 9.1.2 Financial assets classified as at FVTOCI

Impairment gains or losses on a financial asset classified as at FVTOCI and the interest income calculated using the effective interest method and exchange gains and losses shall be recognized in profit or loss. Except for them, changes in fair value of such financial assets shall be recognized in other comprehensive income. The amount of such financial asset recognized in profit or loss of each period is equal to the amount deemed as measured at amortized cost all the time and recognized in profit or loss of each period. When the financial asset is derecognized, the cumulative gain or loss previously recognized in other comprehensive income is transferred from other comprehensive income to profit or loss.

## 財務報表附註(續)

2021年1月1日至6月30日止期間

## 三、重要會計政策及會計估計(續)

## 9. 金融工具(續)

## 9.1 金融資產的分類與計量(續)

## 9.1.1 以攤餘成本計量的金融資產(續)

本集團對以攤餘成本計量的金融資產按照實際利率法確認利息收入。本集團根據金融資產賬面餘額乘以實際利率計算確定利息收入，除非該金融資產在後續期間成為已發生信用減值的金融資產，本集團在後續期間，按照該金融資產的攤餘成本和實際利率計算確定其利息收入。若該金融工具在後續期間因其信用風險有所改善而不再存在信用減值，並且這一改善可與應用上述規定之後發生的某一事件相聯繫，本集團轉按實際利率乘以該金融資產賬面餘額來計算確定利息收入。

## 9.1.2 以公允價值計量且其變動計入其他綜合收益的金融資產

分類為以公允價值計量且其變動計入其他綜合收益的金融資產相關的減值損失或利得、採用實際利率法計算的利息收入及匯兌損益計入當期損益，除此以外該金融資產的公允價值變動均計入其他綜合收益。該金融資產計入各期損益的金額與視同其一直按攤餘成本計量而計入各期損益的金額相等。該金融資產終止確認時，之前計入其他綜合收益的累計利得或損失從其他綜合收益中轉出，計入當期損益。

## Notes to Financial Statements (Continued)

1 January to 30 June 2021

## III. Significant Accounting Policies and Accounting Estimates (Continued)

## 9. Financial instruments (Continued)

## 9.1 Classification and measurement of financial assets (Continued)

## 9.1.2 Financial assets classified as at FVTOCI (Continued)

After designating a non-trading equity instrument investment as a financial asset at FVTOCI, the changes in fair value of such financial assets are recognized in other comprehensive income. When the financial asset is derecognized, the cumulative gain or loss previously recognized in other comprehensive income are transferred from other comprehensive income to retained earnings. During the period that the Group holds these non-trading equity instrument investments, the Group has established the right of collecting dividends, whose economic benefit will probably flow into the Group, and the amount of the dividends can be reliably measured, then the Group will recognize dividend income in profit or loss.

## 9.1.3 Financial assets at FVTPL

Financial assets at FVTPL shall be subsequently measured at fair value. Gains or losses from change in fair value and dividends and interest income related to such financial assets shall be recognized in profit or loss.

## 財務報表附註(續)

2021年1月1日至6月30日止期間

## 三、重要會計政策及會計估計(續)

## 9. 金融工具(續)

## 9.1 金融資產的分類與計量(續)

## 9.1.2 以公允價值計量且其變動計入其他綜合收益的金融資產(續)

將非交易性權益工具投資指定為以公允價值計量且其變動計入其他綜合收益的金融資產後，該金融資產的公允價值變動在其他綜合收益中進行確認，該金融資產終止確認時，之前計入其他綜合收益的累計利得或損失從其他綜合收益中轉出，計入留存收益。本集團持有該等非交易性權益工具投資期間，在本集團收取股利的權利已經確立，與股利相關的經濟利益很可能流入本集團，且股利的金額能夠可靠計量時，確認股利收入並計入當期損益。

## 9.1.3 以公允價值計量且其變動計入當期損益的金融資產

以公允價值計量且其變動計入當期損益的金融資產以公允價值進行後續計量，公允價值變動形成的利得或損失以及與該金融資產相關的股利和利息收入計入當期損益。

## Notes to Financial Statements (Continued)

1 January to 30 June 2021

## III. Significant Accounting Policies and Accounting Estimates (Continued)

## 9. Financial instruments (Continued)

## 9.2 Impairment of financial instruments and other items

The Group shall recognise a loss allowance for expected credit losses on financial assets at amortized cost, financial assets classified as FVTOCI, a lease receivable, contract assets and financial guarantee contracts that are not designated as financial liabilities at FVTPL.

The Group makes a loss allowance against amount of lifetime expected credit losses of the receivables and contract assets arising from transactions adopting Standard on Revenue and the lease receivables arising from transactions adopting Accounting Standards for Business Enterprises No. 21 – Leases.

For other financial instruments, at the balance sheet date, the Group assesses changes in credit risk of relevant financial instruments since initial recognition. If the credit risk of the above financial instruments has increased significantly since initial recognition, the Group measures loss allowance based on the amount of lifetime expected credit losses; if credit risk of the financial instrument has not increased significantly since initial recognition, the Group recognises loss allowance based on 12-month expected credit losses of the financial instrument. Increase in or reversal of credit loss allowance is included in profit or loss as loss/gain on impairment. Except financial assets classified as at FVTOCI, allowance for credit losses decreases the carrying amount of the financial assets. For financial assets at FVTOCI, the Group recognises credit loss allowance in other comprehensive income and does not decrease the carrying amount of such financial assets in the balance sheet.

## 財務報表附註(續)

2021年1月1日至6月30日止期間

## 三、重要會計政策及會計估計(續)

## 9. 金融工具(續)

## 9.2 金融工具及其他項目減值

本集團對以攤餘成本計量的金融資產、分類為以公允價值計量且其變動計入其他綜合收益的金融資產、租賃應收款、合同資產以及以公允價值計量且其變動計入當期損益的金融負債外的財務擔保合同以預期信用損失為基礎進行減值會計處理並確認損失準備。

對於由收入準則規範的交易形成的應收款項、合同資產及由《企業會計準則第21號—租賃》規範的交易形成的租賃應收款，本集團按照相當於整個存續期內的預期信用損失金額計量損失準備。

對於其他金融工具，本集團在每個資產負債表日評估相關金融工具的信用風險自初始確認後的變動情況。若該金融工具的信用風險自初始確認後已顯著增加，本集團按照相當於該金融工具整個存續期內預期信用損失的金額計量其損失準備；若該金融工具的信用風險自初始確認後並未顯著增加，本集團按照相當於該金融工具未來12個月內預期信用損失的金額計量其損失準備。信用損失準備的增加或轉回金額，作為減值損失或利得計入當期損益。除分類為以公允價值計量且其變動計入其他綜合收益的金融資產外，信用損失準備抵減金融資產的賬面價值。對於分類為以公允價值計量且其變動計入其他綜合收益的金融資產，本集團在其他綜合收益中確認其信用損失準備，且不減少該金融資產在資產負債表中列示的賬面價值。

## Notes to Financial Statements (Continued)

1 January to 30 June 2021

## III. Significant Accounting Policies and Accounting Estimates (Continued)

## 9. Financial instruments (Continued)

## 9.2 Impairment of financial instruments and other items (Continued)

The Group measures loss allowance at the full lifetime expected credit losses of the financial instruments in the previous accounting period. However, at the balance sheet date, for the above financial instruments, if significant increase in credit risk since initial recognition no longer applies, the Group measures loss allowance for the financial instrument at 12-month expected credit losses at the balance sheet date for the current period. Relevant reversal of loss allowance is included in profit or loss for the current period as gain on impairment.

## 9.2.1 Significant increases in credit risk

The Group assesses whether or not the credit risk of the relevant financial instruments has increased significantly since the initial recognition at each balance sheet date. While determining whether the credit risk has significantly increased since initial recognition, the Group takes into account the reasonable and substantiated information that is accessible without exerting unnecessary cost or effort, including qualitative and quantitative analysis based on the historical data of the Group, external credit risk rating, and forward-looking information. Based on the single financial instrument or the combination of financial instruments with similar characteristics of credit risk, the Group compares the risk of default of financial instruments on the balance sheet date with that on the initial recognition date in order to figure out the changes of default risk in the expected lifetime of financial instruments. For financial guarantee contracts, the date that the Group becomes a party to the irrevocable commitment is considered to be the date of initial recognition in the application of criteria related to the financial instrument for impairment.

## 財務報表附註(續)

2021年1月1日至6月30日止期間

## 三、重要會計政策及會計估計(續)

## 9. 金融工具(續)

## 9.2 金融工具及其他項目減值(續)

本集團在前一會計期間已經按照相當於金融工具整個存續期內預期信用損失的金額計量了損失準備，但在當期資產負債表日，該金融工具已不再屬於自初始確認後信用風險顯著增加的情形的，本集團在當期資產負債表日按照相當於未來12個月內預期信用損失的金額計量該金融工具的損失準備，由此形成的損失準備的轉回金額作為減值利得計入當期損益。

## 9.2.1 信用風險顯著增加

本集團在每個資產負債表日評估相關金融工具的信用風險自初始確認後是否已顯著增加。在確定信用風險自初始確認後是否顯著增加時，本集團考慮在無須付出不必要的額外成本或努力即可獲得合理且有依據的信息，包括基於本集團歷史數據的定性和定量分析、外部信用風險評級以及前瞻性信息。本集團以單項金融工具或者具有相似信用風險特徵的金融工具組合為基礎，通過比較金融工具在資產負債表日發生違約的風險與在初始確認日發生違約的風險，以確定金融工具預計存續期內發生違約風險的變化情況。對於財務擔保合同，本集團在應用金融工具減值規定時，將本集團成為做出不可撤銷承諾的一方之日作為初始確認日。

## Notes to Financial Statements (Continued)

1 January to 30 June 2021

## III. Significant Accounting Policies and Accounting Estimates (Continued)

## 9. Financial instruments (Continued)

## 9.2 Impairment of financial instruments and other items (Continued)

## 9.2.1 Significant increases in credit risk (Continued)

Criteria for judging significant increases in credit risk

When triggering one or more of the following quantitative and qualitative criteria, the Group believes that the credit risk of financial instruments has increased significantly:

- Quantitative criteria are primarily that the probability of default of the remaining duration of the reporting date rises by more than a certain proportion compared with the initial recognition
- Qualitative criteria primarily include major adverse changes in the debtor's business or financial position, the debtor's internal credit rating is actually lowered or is expected to be lowered, etc.

At the balance date, the Group assumes that credit risk of the financial instrument has not increased significantly since initial recognition if the Group determines that the financial instrument is only exposed to lower credit risk. If the risk of default of a financial instrument is low, the borrower is highly capable of meeting its contract cash flow obligations in the short term, and the financial instrument is considered to have a lower credit risk even if there is an adverse change in the economic situation and operating environment over a longer period of time, but it may not necessarily reduce the borrower's performance of its contract cash obligations.

## 財務報表附註(續)

2021年1月1日至6月30日止期間

## 三、重要會計政策及會計估計(續)

## 9. 金融工具(續)

## 9.2 金融工具及其他項目減值(續)

## 9.2.1 信用風險顯著增加(續)

信用風險顯著增加判斷標準

當觸發以下一個或多個定量、定性標準時，本集團認為金融工具的信用風險已發生顯著增加：

- 定量標準主要為報告日剩餘存續期違約概率較初始確認時上升超過一定比例
- 定性標準主要為債務人經營或財務情況出現重大不利變化、對債務人實際或預期的內部信用評級下調等

於資產負債表日，若本集團判斷金融工具只具有較低的信用風險，則本集團假定該金融工具的信用風險自初始確認後並未顯著增加。如果金融工具的違約風險較低，借款人在短期內履行其合同現金流量義務的能力很強，並且即使較長時期內經濟形勢和經營環境存在不利變化但未必一定降低借款人履行其合同現金義務，則該金融工具被視為具有較低的信用風險。



## Notes to Financial Statements (Continued)

1 January to 30 June 2021

## III. Significant Accounting Policies and Accounting Estimates (Continued)

## 9. Financial instruments (Continued)

## 9.2 Impairment of financial instruments and other items (Continued)

## 9.2.2 Credit-impaired financial assets

A financial asset is credit-impaired when one or more events that have a detrimental impact on the estimated future cash flows of that financial asset have occurred. Evidence that a financial asset is credit-impaired include observable data about the following events:

- (1) Significant financial difficulty of the issuer or the debtor;
- (2) A breach of contract by the debtor, such as a default or delinquency in interest or principal payments;
- (3) The creditor, for economic or contracted reasons relating to the debtor's financial difficulty, granting to the debtor a concession which will not otherwise be granted in any other circumstances;
- (4) It becoming probable that the debtor will enter bankruptcy or other financial reorganizations;
- (5) The disappearance of an active market for that financial asset because of financial difficulties of the issuer or the debtor.

## 財務報表附註(續)

2021年1月1日至6月30日止期間

## 三、重要會計政策及會計估計(續)

## 9. 金融工具(續)

## 9.2 金融工具及其他項目減值(續)

## 9.2.2 已發生信用減值的金融資產

當本集團預期對金融資產未來現金流量具有不利影響的一項或多項事件發生時，該金融資產成為已發生信用減值的金融資產。金融資產已發生信用減值的證據包括下列可觀察信息：

- (1) 發行方或債務人發生重大財務困難；
- (2) 債務人違反合同，如償付利息或本金違約或逾期等；
- (3) 債權人出於與債務人財務困難有關的經濟或合同考慮，給予債務人在任何其他情況下都不會做出的讓步；
- (4) 債務人很可能破產或進行其他財務重組；
- (5) 發行方或債務人財務困難導致該金融資產的活躍市場消失。

## Notes to Financial Statements (Continued)

1 January to 30 June 2021

## III. Significant Accounting Policies and Accounting Estimates (Continued)

## 9. Financial instruments (Continued)

## 9.2 Impairment of financial instruments and other items (Continued)

## 9.2.3 Recognition of expected credit losses

The Group assesses the expected credit losses of financial instruments based on individual and group basis. The Group recognises the credit loss on receivables, lease receivables, contract assets, etc., of significant amount and insignificant amount but with special credit risk on an individual asset basis, and otherwise recognises credit loss of relevant financial instruments on a group basis. The Group considers the credit risk characteristics of different customers and evaluates the expected credit losses of accounts receivable on the basis of groupings by age, by quality of credit history and by overdue age. The Group considers various credit risk characteristics including instrument type, credit risk ratings, collateral type, date of initial recognition, remaining term to maturity, industry, geographical location of the debtor and the value of collateral relative to the financial asset, etc.

The Group determines expected credit losses of relevant financial instruments using the following methods:

- For financial assets, a credit loss is the present value of the difference between the contractual cash flows that are due to the Group under the contract and the cash flows that the Group expects to receive.

## 財務報表附註(續)

2021年1月1日至6月30日止期間

## 三、重要會計政策及會計估計(續)

## 9. 金融工具(續)

## 9.2 金融工具及其他項目減值(續)

## 9.2.3 預期信用損失的確定

本集團基於單項和組合評估金融工具的預期信用損失。本集團對金額重大的以及金額不重大但是具有特別信用風險的應收款項、租賃應收款、合同資產等在單項資產的基礎上確定其信用損失，除此以外在組合基礎上確定相關金融工具的信用損失。本集團考慮了不同客戶的信用風險特徵，以賬齡組合、信用記錄優質組合和逾期賬齡組合為基礎評估應收款項的預期信用損失。本集團考慮的不同信用風險特徵包括：金融工具類型、信用風險評級、擔保物類型、初始確認日期、剩餘合同期限、債務人所處行業、債務人所處地理位置、擔保品相對於金融資產的價值等。

本集團按照下列方法確定相關金融工具的預期信用損失：

- 對於金融資產，信用損失為本集團應收取的合同現金流量與預期收取的現金流量之間差額的現值。

## Notes to Financial Statements (Continued)

1 January to 30 June 2021

## III. Significant Accounting Policies and Accounting Estimates (Continued)

## 9. Financial instruments (Continued)

## 9.2 Impairment of financial instruments and other items (Continued)

## 9.2.3 Recognition of expected credit losses (Continued)

- For lease receivables, a credit loss is the present value of the difference between the contractual cash flows that are due to the Group under the contract and the cash flows that the Group expects to receive.
- For a financial guarantee contract, credit loss is the present value of difference between the expected payments to reimburse the holder for a credit loss that it incurs less any amounts that the Group expects to receive from the holder, the debtor or any other party.
- For credit-impaired financial assets at the balance sheet date, credit loss is the difference between the gross carrying amount of financial assets and the present value of expected future cash flows discounted at original effective interest rate.

The Group's measurement of expected credit losses of financial instruments reflects factors including unbiased probability weighted average amount recognised by assessing a series of possible results, time value of money, reasonable and supportable information related to historical events, current condition and forecast of future economic position that is available without undue cost or effort at the balance sheet date.

## 9.2.4 Write-off of financial assets

The Group shall directly reduce the gross carrying amount of a financial asset when the Group has no reasonable expectations of recovering a financial asset in its entirety or a portion thereof. A write-off constitutes a derecognition of the relevant financial asset.

## 財務報表附註(續)

2021年1月1日至6月30日止期間

## 三、重要會計政策及會計估計(續)

## 9. 金融工具(續)

## 9.2 金融工具及其他項目減值(續)

## 9.2.3 預期信用損失的確定(續)

- 對於租賃應收款，信用損失為本集團應收取的合同現金流量與預期收取的現金流量之間差額的現值。
- 對於財務擔保合同，信用損失為本集團就該合同持有人發生的信用損失向其做出賠付的預計付款額，減去本集團預期向該合同持有人、債務人或任何其他方收取的金額之間差額的現值。
- 對於資產負債表日已發生信用減值的金融資產，信用損失為該金融資產賬面餘額與按原實際利率折現的估計未來現金流量的現值之間的差額。

本集團計量金融工具預期信用損失的方法反映的因素包括：通過評價一系列可能的結果而確定的無偏概率加權平均金額；貨幣時間價值；在資產負債表日無須付出不必要的額外成本或努力即可獲得的有關過去事項、當前狀況以及未來經濟狀況預測的合理且有依據的信息。

## 9.2.4 減記金融資產

當本集團不再合理預期金融資產合同現金流量能夠全部或部分收回的，直接減記該金融資產的賬面餘額。這種減記構成相關金融資產的終止確認。

## Notes to Financial Statements (Continued)

1 January to 30 June 2021

## III. Significant Accounting Policies and Accounting Estimates (Continued)

## 9. Financial instruments (Continued)

## 9.3 Transfer of financial assets

The Group shall derecognise a financial asset when one of the following conditions are satisfied: (1) the contractual rights to the cash flows from the financial asset expire, (2) the financial asset has been transferred and substantially all the risks and rewards of ownership of the financial asset is transferred to the transferee; or (3) although the financial asset has been transferred, the Group neither transfers nor retains substantially all the risks and rewards of ownership of the financial asset but has not retained control of the financial asset.

If the Group neither transfers nor retains substantially all the risks and rewards of ownership of a financial asset, and it retains control of the financial asset, the Group will recognize the financial asset to the extent of its continuing involvement in the transferred financial asset and recognize an associated liability. Relevant liabilities are measured using the following methods:

- If the transferred financial asset is measured at amortized cost, the carrying amount of relevant liabilities is the carrying amount of continuing involvement in the transferred financial asset less the amortized cost of the rights retained by the Group (if the Group retains rights for the transfer of the financial asset) plus the amortized cost of the obligations undertaken by the Group (if the Group undertakes relevant obligations for the transfer of the financial asset), and the relevant liabilities are not designated as financial liabilities at FVTPL.

## 財務報表附註(續)

2021年1月1日至6月30日止期間

## 三、重要會計政策及會計估計(續)

## 9. 金融工具(續)

## 9.3 金融資產的轉移

滿足下列條件之一的金融資產，予以終止確認：(1)收取該金融資產現金流量的合同權利終止；(2)該金融資產已轉移，且將金融資產所有權上幾乎所有的風險和報酬轉移給轉入方；(3)該金融資產已轉移，雖然本集團既沒有轉移也沒有保留金融資產所有權上幾乎所有的風險和報酬，但是未保留對該金融資產的控制。

若本集團既沒有轉移也沒有保留金融資產所有權上幾乎所有風險和報酬，且保留了對該金融資產控制的，則按照其繼續涉入被轉移金融資產的程度繼續確認該被轉移金融資產，並相應確認相關負債。本集團按照下列方式對相關負債進行計量：

- 被轉移金融資產以攤餘成本計量的，相關負債的賬面價值等於繼續涉入被轉移金融資產的賬面價值減去本集團保留的權利(如果本集團因金融資產轉移保留了相關權利)的攤餘成本並加上本集團承擔的義務(如果本集團因金融資產轉移承擔了相關義務)的攤餘成本，相關負債不指定為以公允價值計量且其變動計入當期損益的金融負債。

## Notes to Financial Statements (Continued)

1 January to 30 June 2021

## III. Significant Accounting Policies and Accounting Estimates (Continued)

## 9. Financial instruments (Continued)

## 9.3 Transfer of financial assets (Continued)

- If the transferred financial asset is measured at fair value, the carrying amount of relevant liabilities is the carrying amount of continuing involvement in the transferred financial asset less the fair value of the rights retained by the Group (if the Group retains rights for the transfer of the financial asset) plus the fair value of the obligations undertaken by the Group (if the Group undertakes relevant obligations for the transfer of the financial asset), and the fair value of the rights and liabilities is measured on a stand-alone basis.

For a transfer of a financial asset in its entirety that satisfies the derecognition criteria, for financial assets classified as at amortized cost and financial assets at FVTOCI, the difference between the carrying amount of the financial asset transferred and the sum of the consideration received from the transfer and accumulated amount of the fair value changes originally taken to other comprehensive income corresponding to the derecognized part shall be taken to profit or loss for the current period. Where the financial asset to be transferred by the Group is a non-trading equity instrument investment designated as at FVTOCI, accumulated gains or losses previously taken to other comprehensive income are transferred out from other comprehensive income and taken to retained earnings.

## 財務報表附註(續)

2021年1月1日至6月30日止期間

## 三、重要會計政策及會計估計(續)

## 9. 金融工具(續)

## 9.3 金融資產的轉移(續)

- 被轉移金融資產以公允價值計量的，相關負債的賬面價值等於繼續涉入被轉移金融資產的賬面價值減去本集團保留的權利(如果本集團因金融資產轉移保留了相關權利)的公允價值並加上本集團承擔的義務(如果本集團因金融資產轉移承擔了相關義務)的公允價值，該權利和義務的公允價值為按獨立基礎計量時的公允價值。

金融資產整體轉移滿足終止確認條件的，將所轉移金融資產在終止確認日的賬面價值及因轉移金融資產而收到的對價與原計入其他綜合收益的公允價值變動累計額中對應終止確認部分的金額之和的差額計入當期損益。若本集團轉移的金融資產是指定為以公允價值計量且其變動計入其他綜合收益的非交易性權益工具投資，之前計入其他綜合收益的累計利得或損失從其他綜合收益中轉出，計入留存收益。

## Notes to Financial Statements (Continued)

1 January to 30 June 2021

## III. Significant Accounting Policies and Accounting Estimates (Continued)

## 9. Financial instruments (Continued)

## 9.3 Transfer of financial assets (Continued)

For a part of transfer of a financial asset that satisfies the derecognition criteria, the carrying amount of the transferred financial asset is allocated between the part that is derecognized and the part that is continuously involved, based on the respective fair values of those parts on transfer date. The difference between the sum of the consideration received for the part of the derecognition and the accumulated amount of the fair value changes originally taken to other comprehensive income corresponding to the derecognized part and the carrying amount on the date of derecognition for the derecognized part shall be taken to profit and loss for the current period. Where the financial asset to be transferred by the Group is a non-trading equity instrument investment designated as at FVTOCI, accumulated gains or losses previously taken to other comprehensive income are transferred out from other comprehensive income and taken to retained earnings.

For a transfer of a financial asset in its entirety that does not satisfy the derecognition criteria, the Group will continuously recognize the transferred financial asset in its entirety. Considerations received should be recognized as a financial liability.

## 財務報表附註(續)

2021年1月1日至6月30日止期間

## 三、重要會計政策及會計估計(續)

## 9. 金融工具(續)

## 9.3 金融資產的轉移(續)

金融資產部分轉移滿足終止確認條件的，將轉移前金融資產整體的賬面價值在終止確認部分和繼續確認部分之間按照轉移日各自的相對公允價值進行分攤，並將終止確認部分收到的對價和原計入其他綜合收益的公允價值變動累計額中對應終止確認部分的金額之和與終止確認部分在終止確認日的賬面價值之差額計入當期損益。若本集團轉移的金融資產是指定為以公允價值計量且其變動計入其他綜合收益的非交易性權益工具投資，之前計入其他綜合收益的累計利得或損失從其他綜合收益中轉出，計入留存收益。

金融資產整體轉移未滿足終止確認條件的，本集團繼續確認所轉移的金融資產整體，並將收到的對價確認為金融負債。

## Notes to Financial Statements (Continued)

1 January to 30 June 2021

## III. Significant Accounting Policies and Accounting Estimates (Continued)

## 9. Financial instruments (Continued)

## 9.4 Classification of financial liabilities and equity instruments

Financial instruments or their constituent parts issued by the Group are classified into financial liabilities or equity instruments on initial recognition on the basis of the substance of the contractual arrangements and the economic nature but not only its legal form, together with the definition of financial liability and equity instruments.

## 9.4.1 Classification and measurement of financial liabilities

On initial recognition, financial liabilities are classified into financial liabilities at FVTPL and other financial liabilities.

## 9.4.1.1 Financial liabilities at FVTPL

Financial liabilities at FVTPL consist of financial liabilities held for trading (including derivative instruments of financial liabilities) and those designated as at FVTPL. Financial liabilities at FVTPL are presented as held-for-trading financial liabilities or other non-current liabilities according to their liquidity.

## 財務報表附註(續)

2021年1月1日至6月30日止期間

## 三、重要會計政策及會計估計(續)

## 9. 金融工具(續)

## 9.4 金融負債和權益工具的分類

本集團根據所發行金融工具的合同條款及其所反映的經濟實質而非僅以法律形式，結合金融負債和權益工具的定義，在初始確認時將該金融工具或其組成部分分類為金融負債或權益工具。

## 9.4.1 金融負債的分類及計量

金融負債在初始確認時劃分為以公允價值計量且其變動計入當期損益的金融負債和其他金融負債。

## 9.4.1.1 以公允價值計量且其變動計入當期損益的金融負債

以公允價值計量且其變動計入當期損益的金融負債，包括交易性金融負債(含屬於金融負債的衍生工具)和指定為以公允價值計量且其變動計入當期損益的金融負債。以公允價值計量且其變動計入當期損益的金融負債根據其流動性列示為交易性金融負債或其他非流動負債。

## Notes to Financial Statements (Continued)

1 January to 30 June 2021

## III. Significant Accounting Policies and Accounting Estimates (Continued)

## 9. Financial instruments (Continued)

## 9.4 Classification of financial liabilities and equity instruments (Continued)

## 9.4.1 Classification and measurement of financial liabilities (Continued)

## 9.4.1.1 Financial liabilities at FVTPL (Continued)

If one of the following conditions is met for a financial liability, it suggests that the Group recognises financial liability held-for-trading:

- The purpose of undertaking the relevant financial liability is mainly for the purpose of repurchasing in the near future.
- The relevant financial liability is, upon initial recognition, a combination of identifiable financial instruments that are centrally managed and there is objective evidence that the Company has recently adopted short-term profit-making methods.
- The relevant financial liability is a derivative instrument, except for derivatives that qualify for financial guarantee contracts and derivatives that are designated as effective hedging instruments.

## 財務報表附註(續)

2021年1月1日至6月30日止期間

## 三、重要會計政策及會計估計(續)

## 9. 金融工具(續)

## 9.4 金融負債和權益工具的分類(續)

## 9.4.1 金融負債的分類及計量(續)

9.4.1.1 以公允價值計量且其變動計入當期損益的金融負債(續)  
金融負債滿足下列條件之一，表明本集團承擔該金融負債的目的是交易性的：

- 承擔相關金融負債的目的，主要是為了近期回購。
- 相關金融負債在初始確認時屬於集中管理的可辨認金融工具組合的一部分，且有客觀證據表明近期實際存在短期獲利模式。
- 相關金融負債屬於衍生工具。但符合財務擔保合同定義的衍生工具以及被指定為有效套期工具的衍生工具除外。



## Notes to Financial Statements (Continued)

1 January to 30 June 2021

## III. Significant Accounting Policies and Accounting Estimates (Continued)

## 9. Financial instruments (Continued)

## 9.4 Classification of financial liabilities and equity instruments (Continued)

## 9.4.1 Classification and measurement of financial liabilities (Continued)

## 9.4.1.1 Financial liabilities at FVTPL (Continued)

The Group designates a financial liability as FVTPL on initial recognition when the financial liability satisfies one of the following criteria: (1) such designation eliminates or significantly reduces accounting mismatch; (2) The financial liability forms part of a group of financial liabilities or a group of financial assets and financial liabilities, which is managed and its performance is evaluated on a fair value basis, in accordance with the documented risk management or investment strategy of the Group, and information about the grouping is reported to key management personnel on that basis; (3) The qualified hybrid financial instrument combines financial liability with embedded derivatives.

Held-for-trading financial liabilities are subsequently measured at fair value, and any gains or losses arising from changes in fair value and any dividend or interest income earned on the financial liabilities are recognised in profit or loss.

## 財務報表附註(續)

2021年1月1日至6月30日止期間

## 三、重要會計政策及會計估計(續)

## 9. 金融工具(續)

## 9.4 金融負債和權益工具的分類(續)

## 9.4.1 金融負債的分類及計量(續)

9.4.1.1 以公允價值計量且其變動計入當期損益的金融負債(續)  
本集團將符合下列條件之一的金融負債，在初始確認時可以指定為以公允價值計量且其變動計入當期損益的金融負債：(1)該指定能夠消除或顯著減少會計錯配；(2)根據本集團正式書面文件載明的風險管理或投資策略，以公允價值為基礎對金融負債組合或金融資產和金融負債組合進行管理和業績評價，並在本集團內部以此為基礎向關鍵管理人員報告；(3)符合條件的包含嵌入衍生工具的混合合同。

交易性金融負債採用公允價值進行後續計量，公允價值變動形成的利得或損失以及與該等金融負債相關的股利或利息支出計入當期損益。

## Notes to Financial Statements (Continued)

1 January to 30 June 2021

## 財務報表附註(續)

2021年1月1日至6月30日止期間

**III. Significant Accounting Policies and Accounting Estimates (Continued)****9. Financial instruments (Continued)**

## 9.4 Classification of financial liabilities and equity instruments (Continued)

## 9.4.1 Classification and measurement of financial liabilities (Continued)

## 9.4.1.1 Financial liabilities at FVTPL (Continued)

For the financial liabilities designated as FVTPL, changes in fair value arising from changes in the Group's own credit risk are included in other comprehensive incomes and other changes in fair value recognised in profit and loss. Upon derecognition of the financial liabilities, cumulative changes in fair value arising from changes in the own credit risk previously recognised in other comprehensive income are transferred and included in retained earnings. Dividends or interest incomes earned on the financial liabilities are recognised in profit or loss. If the impact of the change in credit risk of such financial liability dealt with in the above way would create or enlarge an accounting mismatch in profit or loss, the Group shall present all gains or losses on that liability (including the effects of changes in the credit risk of that liability) in profit or loss.

**三、重要會計政策及會計估計(續)****9. 金融工具(續)**

## 9.4 金融負債和權益工具的分類(續)

## 9.4.1 金融負債的分類及計量(續)

9.4.1.1 以公允價值計量且其變動計入當期損益的金融負債(續)  
對於被指定為以公允價值計量且其變動計入當期損益的金融負債，該金融負債由本集團自身信用風險變動引起的公允價值變動計入其他綜合收益，其他公允價值變動計入當期損益。該金融負債終止確認時，之前計入其他綜合收益的自身信用風險變動引起的其公允價值累計變動額轉入留存收益。與該等金融負債相關的股利或利息支出計入當期損益。若按上述方式對該等金融負債的自身信用風險變動的影響進行處理會造成或擴大損益中的會計錯配的，本集團將該金融負債的全部利得或損失(包括自身信用風險變動的影響金額)計入當期損益。

## Notes to Financial Statements (Continued)

1 January to 30 June 2021

## III. Significant Accounting Policies and Accounting Estimates (Continued)

## 9. Financial instruments (Continued)

## 9.4 Classification of financial liabilities and equity instruments (Continued)

## 9.4.1 Classification and measurement of financial liabilities (Continued)

## 9.4.1.2 Other financial liabilities

The Group shall classify all financial liabilities as subsequently measured at amortised cost, except for financial liabilities, financial guarantee contracts that arise when a transfer of a financial asset does not qualify for derecognition or when the continuing involvement approach applies, and gains or losses arising from derecognition or amortisation are recognised in profit or loss for the period.

When the contractual cash flows are changed due to the renegotiation or modification of the contract made between the Group and the counterparty and the renegotiation or modification does not result in the derecognition of the financial liability that is subsequently measured at amortised cost, the Group shall recalculate the carrying amount of the financial liability and shall recognised related gains or losses in profit or loss. The carrying amount of the financial liability shall be recalculated as the present value of the renegotiated or modified contractual cash flows that are discounted at the financial liability's original effective interest rate. Any costs or fees incurred adjust the carrying amount of the modified financial liability and are amortised over the remaining term of the modified financial liability.

## 財務報表附註(續)

2021年1月1日至6月30日止期間

## 三、重要會計政策及會計估計(續)

## 9. 金融工具(續)

## 9.4 金融負債和權益工具的分類(續)

## 9.4.1 金融負債的分類及計量(續)

## 9.4.1.2 其他金融負債

除金融資產轉移不符合終止確認條件或繼續涉入被轉移金融資產所形成的金融負債、財務擔保合同外的其他金融負債分類為以攤餘成本計量的金融負債，按攤餘成本進行後續計量，終止確認或攤銷產生的利得或損失計入當期損益。

本集團與交易對手方修改或重新議定合同，未導致按攤餘成本進行後續計量的金融負債終止確認，但導致合同現金流量發生變化的，本集團重新計算該金融負債的賬面價值，並將相關利得或損失計入當期損益。重新計算的該金融負債的賬面價值，本集團根據將重新議定或修改的合同現金流量按金融負債的原實際利率折現的現值確定。對於修改或重新議定合同所產生的所有成本或費用，本集團調整修改後的金融負債的賬面價值，並在修改後金融負債的剩餘期限內進行攤銷。

## Notes to Financial Statements (Continued)

1 January to 30 June 2021

## III. Significant Accounting Policies and Accounting Estimates (Continued)

## 9. Financial instruments (Continued)

## 9.4 Classification of financial liabilities and equity instruments (Continued)

## 9.4.1 Classification and measurement of financial liabilities (Continued)

## 9.4.1.2 Other financial liabilities (Continued)

## 9.4.1.2.1 Financial guarantee contracts

A financial guarantee contract is a contract that requires the issuer to make specified payments to reimburse the holder of the contract for a loss it incurs because a specified debtor fails to make payment when due in accordance with the original or modified terms of a debt instrument. Subsequent to initial recognition, financial guarantee contracts that are not designated as financial liabilities at FVTPL, or arise when a transfer of a financial asset does not qualify for derecognition or when the continuing involvement approach, are measured at the higher of amount of loss provision and the amount initially recognised less cumulative amortisation amount determined based on the relevant requirements under the Standard on Revenue upon initial recognition.

## 財務報表附註(續)

2021年1月1日至6月30日止期間

## 三、重要會計政策及會計估計(續)

## 9. 金融工具(續)

## 9.4 金融負債和權益工具的分類(續)

## 9.4.1 金融負債的分類及計量(續)

## 9.4.1.2 其他金融負債(續)

## 9.4.1.2.1 財務擔保合同

財務擔保合同是指當特定債務人到期不能按照最初或修改後的債務工具條款償付債務時，要求發行方向蒙受損失的合同持有人賠付特定金額的合同。對於不屬於指定為以公允價值計量且其變動計入當期損益的金融負債或者因金融資產轉移不符合終止確認條件或繼續涉入被轉移金融資產所形成的金融負債的財務擔保合同，在初始確認後按照損失準備金額以及初始確認金額扣除依據收入準則相關規定所確定的累計攤銷額後的餘額孰高進行計量。

## Notes to Financial Statements (Continued)

1 January to 30 June 2021

## III. Significant Accounting Policies and Accounting Estimates (Continued)

## 9. Financial instruments (Continued)

## 9.4 Classification of financial liabilities and equity instruments (Continued)

## 9.4.2 Derecognition of financial liabilities

The Group derecognises a financial liability (or part of it) when the underlying present obligation (or part of it) is discharged. An agreement between the Group (the debtor) and the creditor to replace the original financial liability with a new financial liability with substantially different terms is accounted for as a derecognition of the original financial liability and the recognition of a new financial liability.

When the Group derecognises a financial liability or a part of it, it recognises the difference between the carrying amount of the financial liability (or part of the financial liability) derecognised and the consideration paid (including any non-cash assets transferred or new financial liabilities assumed) in profit or loss.

## 財務報表附註(續)

2021年1月1日至6月30日止期間

## 三、重要會計政策及會計估計(續)

## 9. 金融工具(續)

## 9.4 金融負債和權益工具的分類(續)

## 9.4.2 金融負債的終止確認

金融負債的現時義務全部或部分已經解除的，終止確認該金融負債或其一部分。本集團(借入方)與借出方之間簽訂協議，以承擔新金融負債方式替換原金融負債，且新金融負債與原金融負債的合同條款實質上不同的，本集團終止確認原金融負債，並同時確認新金融負債。

金融負債全部或部分終止確認的，將終止確認部分的賬面價值與支付的對價(包括轉出的非現金資產或承擔的新金融負債)之間的差額，計入當期損益。

## Notes to Financial Statements (Continued)

1 January to 30 June 2021

## 財務報表附註(續)

2021年1月1日至6月30日止期間

## III. Significant Accounting Policies and Accounting Estimates (Continued)

## 9. Financial instruments (Continued)

## 9.4 Classification of financial liabilities and equity instruments (Continued)

## 9.4.3 Equity instruments

An equity instrument is any contract that evidences a residual interest in the assets of the Group after deducting all of its liabilities. Equity instruments issued (including refinanced), repurchased, sold or cancelled by the Group are recognised as changes of equity. Changes of fair value of equity instruments is not recognised by the Group. Transaction costs related to equity transactions are deducted from equity.

The Group recognises the distribution to holders of the equity instruments as distribution of profits. Dividends paid do not affect total amount of shareholders' equity.

The Group is entitled to extend the term of the perpetual bonds issued by the subsidiaries of the Company for an indefinite number of times. The Group is also entitled to defer payment of coupon interest on its perpetual bonds. The Group is not contractually obliged to pay cash or other financial assets. The perpetual bonds are classified as equity instruments and presented as minority interests in the consolidated financial statements.

## 三、重要會計政策及會計估計(續)

## 9. 金融工具(續)

## 9.4 金融負債和權益工具的分類(續)

## 9.4.3 權益工具

權益工具是指能證明擁有本集團在扣除所有負債後的資產中的剩餘權益的合同。本集團發行(含再融資)、回購、出售或註銷權益工具作為權益的變動處理。本集團不確認權益工具的公允價值變動。與權益性交易相關的交易費用從權益中扣減。

本集團對權益工具持有方的分配作為利潤分配處理，發放的股票股利不影響股東權益總額。

對於本公司子公司發行的永續債，本集團有權不限次數展期，對於永續債票面利息，本集團有權遞延支付，本集團並無合同義務支付現金或其他金融資產，該永續債分類為權益工具，並在合併報表中列報為少數股東權益。

## Notes to Financial Statements (Continued)

1 January to 30 June 2021

## III. Significant Accounting Policies and Accounting Estimates (Continued)

## 9. Financial instruments (Continued)

## 9.5 Derivatives and embedded derivatives

Derivatives include forward foreign exchange contracts, cross currency swap and interest rate swap instruments, etc. Derivatives are initially measured at fair value at the date when the derivative contracts are entered into and are subsequently re-measured at fair value.

For hybrid contract constituted by embedded derivatives and host contract, if the host contract is a financial asset, the embedded derivative is not separated from the hybrid contract, and the hybrid contract shall be taken as a whole to which the accounting standards on the classification of financial assets apply.

## 9.6 Offsetting financial assets and financial liabilities

Where the Group has a legal right that is currently enforceable to set off the recognised financial assets and financial liabilities, and intends either to settle on a net basis, or to realize the financial asset and settle the financial liability simultaneously, a financial asset and a financial liability shall be offset and the net amount is presented in the balance sheet. Except for the above circumstances, financial assets and financial liabilities shall be presented separately in the balance sheet and shall not be offset.

## 10. Receivable financing

For notes and accounts payables classified at FVTOCI with a maturity of less than one year (inclusive) are included in receivable financing. Please refer to Note III.9 for the related accounting policies.

## 財務報表附註(續)

2021年1月1日至6月30日止期間

## 三、重要會計政策及會計估計(續)

## 9. 金融工具(續)

## 9.5 衍生工具與嵌入衍生工具

衍生工具，包括遠期外匯合約和交叉貨幣互換及利率互換工具等。衍生工具於相關合同簽署日以公允價值進行初始計量，並以公允價值進行後續計量。

對於嵌入衍生工具與主合同構成的混合合同，若主合同屬於金融資產的，本集團不從該混合合同中分拆嵌入衍生工具，而將該混合合同作為一個整體適用關於金融資產分類的會計準則規定。

## 9.6 金融資產和金融負債的抵銷

當本集團具有抵銷已確認金融資產和金融負債金額的法定權利，且該種法定權利是當前可執行的，同時本集團計劃以淨額結算或同時變現該金融資產和清償該金融負債時，金融資產和金融負債以相互抵銷後的金額在資產負債表內列示。除此以外，金融資產和金融負債在資產負債表內分別列示，不予相互抵銷。

## 10. 應收款項融資

本集團分類為以公允價值計量且其變動計入其他綜合收益的應收票據，自取得起期限在一年內(含一年)，列示為應收款項融資。其相關會計政策參見附註三、9。

## Notes to Financial Statements (Continued)

1 January to 30 June 2021

## III. Significant Accounting Policies and Accounting Estimates (Continued)

## 11. Inventories

## 11.1 Classification of inventories

The Group's inventories mainly include raw materials, finished goods, materials under entrusted processing, self-made semi-finished goods and work-in-progress and second-hand forklift trucks etc. Inventories are initially carried at cost. Cost of inventories comprises all costs of purchase, costs of conversion and other costs.

## 11.2 Calculation of cost of inventories transferred out

The actual cost of inventories transferred out is assigned by using weighted average method, first-in-first-out method or specific identification method.

## 11.3 Basis for determining net realisable value of inventories

At the balance sheet date, inventories are measured at the lower of cost or net realizable value; provisions for inventory write-down are made on the excess of its cost over the net realizable value.

Net realisable value is the estimated selling price in the ordinary course of business less the estimated costs of completion and the estimated costs necessary to make the sale and relevant taxes. Recognition of the net realizable value is based on the verified evidences and considers the purpose of holding inventories and the effect of post balance sheet events.

Provision for decline in value of other inventories is made based on the excess of cost of inventory over its net realisable value on an item-by-item basis.

## 財務報表附註(續)

2021年1月1日至6月30日止期間

## 三、重要會計政策及會計估計(續)

## 11. 存貨

## 11.1 存貨的分類

本集團的存貨主要包括原材料、產成品、委託加工材料、自製半成品及在產品和二手車等。存貨按照成本進行初始計量。存貨成本包括採購成本、加工成本和其他成本。

## 11.2 發出存貨的計價方法

發出存貨，採用加權平均法、先進先出法或個別計價法確定其實際成本。

## 11.3 存貨可變現淨值的確定依據

資產負債表日，存貨按照成本與可變現淨值孰低計量。當其可變現淨值低於成本時，提取存貨跌價準備。

可變現淨值，是指在日常活動中，存貨的估計售價減去至完工時估計將要發生的成本、估計的銷售費用以及相關稅費後的金額。在確定存貨的可變現淨值時，以取得的確鑿證據為基礎，同時考慮持有存貨的目的以及資產負債表日後事項的影響。

存貨按單個存貨項目的成本高於其可變現淨值的差額提取存貨跌價準備。



## Notes to Financial Statements (Continued)

1 January to 30 June 2021

## III. Significant Accounting Policies and Accounting Estimates (Continued)

## 11. Inventories (Continued)

## 11.3 Basis for determining net realisable value of inventories (Continued)

Following a provision for impairment of inventories is made, if factors that previously resulted in the provision for decline in value of inventories no longer exist, so that the net realizable value is higher than the carrying amount, the amount of the write-down is reversed. The amount of the reversal is recognized in profit or loss for the current period.

## 11.4 Inventory system

The Groups adopts perpetual inventory system.

## 11.5 Amortisation method of low-value consumables

Low-value consumables are amortised in full when received for use.

## 12. Assets held-for-sale

A non-current asset or disposal group shall be classified as held for sale if its carrying amount will be recovered principally through a sale transaction (inclusive of non-monetary asset swap with commercial substance) rather than continuous use.

A non-current asset or disposal group classified as held for sale must also satisfy the following conditions: (1) according to the practice of disposing of this type of assets or disposal groups in a similar transaction, a non-current asset or disposal group is available for immediate sale in its present condition; (2) the sale will likely occur as the Group has made a resolution in respect of a disposal plan and obtained a firm purchase commitment from a buyer, and the sale is expected to be completed within one year.

## 財務報表附註(續)

2021年1月1日至6月30日止期間

## 三、重要會計政策及會計估計(續)

## 11. 存貨(續)

## 11.3 存貨可變現淨值的確定依據(續)

計提存貨跌價準備後，如果以前減記存貨價值的影響因素已經消失，導致存貨的可變現淨值高於其賬面價值的，在原已計提的存貨跌價準備金額內予以轉回，轉回的金額計入當期損益。

## 11.4 存貨的盤存制度

存貨的盤存制度採用永續盤存制。

## 11.5 低值易耗品的攤銷方法

低值易耗品採用一次轉銷法進行攤銷。

## 12. 持有待售資產

當本集團主要通過出售(包括具有商業實質的非貨幣性資產交換)而非持續使用一項非流動資產或處置組收回其賬面價值時，將其劃分為持有待售類別。

分類為持有待售類別的非流動資產或處置組需同時滿足以下條件：(1) 根據類似交易中出售此類資產或處置組的慣例，在當前狀況下即可立即出售；(2) 出售極可能發生，即本集團已經就一項出售計劃作出決議且獲得確定的購買承諾，預計出售將在一年內完成。

## Notes to Financial Statements (Continued)

1 January to 30 June 2021

## III. Significant Accounting Policies and Accounting Estimates (Continued)

## 12. Assets held-for-sale (Continued)

The Group measures the non-current assets or disposal groups classified as held for sale at the lower of their carrying amount and fair value less costs to sell. Where the carrying amount is higher than the net amount of fair value less costs to sell, carrying amount should be reduced to the net amount of fair value less costs to sell, and such reduction is recognised in impairment loss of assets and included in profit or loss for the period. Meanwhile, provision for impairment of held-for-sale assets are made. When there is increase in the net amount of fair value of non-current assets held for sale less costs to sell at the balance sheet date, the original deduction should be reversed in impairment loss of assets recognised after the classification of held-for-sale category, and the reversed amount is include in profit or loss for the period, except for the impairment loss of assets recognised before classified as held for sale.

Non-current assets or disposal groups classified as held-for-sale are not depreciated or amortized. Interest and other costs of liabilities in disposal groups classified as held for sale continue to be recognised.

## 13. Long-term equity investments

## 13.1 Basis for determining joint control and significant influence

Control exists when the investor has power over the investee; is exposed, or has rights, to variable returns from its involvement with the investee; and has the ability to use its power over the investee to affect its returns. Joint control is the contractually agreed sharing of control over an economic activity, and exists only when decisions relating to the activity require the unanimous consent of the parties sharing control. Significant influence is the power to participate in the financial and operating policy decisions of the investee but is not control or joint control over those policies. When determining whether an investor is able to exercise control or significant influence over an investee, the effect of potential voting rights of the investee (for example, warrants and convertible debts) held by the investors or other parties that are currently exercisable or convertible shall be considered.

## 財務報表附註(續)

2021年1月1日至6月30日止期間

## 三、重要會計政策及會計估計(續)

## 12. 持有待售資產(續)

本集團以賬面價值與公允價值減去出售費用後的淨額孰低計量持有待售的非流動資產或處置組。賬面價值高於公允價值減去出售費用後的淨額的，減記賬面價值至公允價值減去出售費用後的淨額，減記的金額確認為資產減值損失，計入當期損益，同時計提持有待售資產減值準備。後續資產負債表日持有待售的非流動資產公允價值減去出售費用後的淨額增加的，恢復以前減記的金額，並在劃分為持有待售類別後確認的資產減值損失金額內轉回，轉回金額計入當期損益。劃分為持有待售類別前確認的資產減值損失不予轉回。

持有待售的非流動資產或處置組中的非流動資產不計提折舊或攤銷，持有待售的處置組中負債的利息和其他費用繼續予以確認。

## 13. 長期股權投資

## 13.1 共同控制、重大影響的判斷標準

控制是指投資方擁有對被投資方的權力，通過參與被投資方的相關活動而享有可變回報，並且有能力運用對被投資方的權力影響其回報金額。共同控制是指按照相關約定對某項安排所共有的控制，並且該安排的相關活動必須經過分享控制權的參與方一致同意後才能決策。重大影響是指對被投資方的財務和經營政策有參與決策的權力，但並不能夠控制或者與其他方一起共同控制這些政策的制定。在確定能否對被投資單位實施控制或施加重大影響時，已考慮投資方和其他方持有的被投資單位當期可轉換公司債券、當期可執行認股權證等潛在表決權因素。

## Notes to Financial Statements (Continued)

1 January to 30 June 2021

**III. Significant Accounting Policies and Accounting Estimates (Continued)****13. Long-term equity investments (Continued)**

## 13.2 Determination of initial investment cost

For a long-term equity investment acquired through a business combination involving enterprises under common control, the initial investment cost of the long-term equity investment is the attributable share of the carrying amount of the shareholders' equity of the acquiree on the date of combination in the consolidated financial statements of the ultimate controlling party. The difference between the initial investment cost and the carrying amount of cash paid, non-cash assets transferred and liabilities assumed adjusted to capital reserve. If the balance of capital reserve is not sufficient, any excess is adjusted to retained earnings. For issuing equity securities as consideration, the initial investment cost of the long-term equity investment is the attributable share of the carrying amount of the shareholders' equity of the combining party on the date of combination in the consolidated financial statements of the ultimate controlling party. The aggregate face values of the shares are accounted for share capital. The difference between the initial investment cost and the aggregate face values of the shares issued is adjusted to capital reserve. If the capital reserve is insufficient to be written down, the retained earnings shall be adjusted.

As for the long-term equity investment acquired through business combinations involving enterprises not under common control, the initial investment cost of the long-term equity investment shall be taken as the merger cost on the acquisition date.

## 財務報表附註(續)

2021年1月1日至6月30日止期間

**三、重要會計政策及會計估計(續)****13. 長期股權投資(續)**

## 13.2 初始投資成本的確定

對於同一控制下的企業合併取得的長期股權投資，在合併日按照被合併方所有者權益在最終控制方合併財務報表中的賬面價值的份額作為長期股權投資的初始投資成本。長期股權投資初始投資成本與支付的現金、轉讓的非現金資產以及所承擔債務賬面價值之間的差額，調整資本公積；資本公積不足沖減的，調整留存收益。以發行權益性證券作為合併對價的，在合併日按照被合併方所有者權益在最終控制方合併財務報表中的賬面價值的份額作為長期股權投資的初始投資成本，按照發行股份的面值總額作為股本，長期股權投資初始投資成本與所發行股份面值總額之間的差額，調整資本公積；資本公積不足沖減的，調整留存收益。

對於非同一控制下的企業合併取得的長期股權投資，在購買日按照合併成本作為長期股權投資的初始投資成本。

## Notes to Financial Statements (Continued)

1 January to 30 June 2021

## III. Significant Accounting Policies and Accounting Estimates (Continued)

## 13. Long-term equity investments (Continued)

## 13.2 Determination of initial investment cost (Continued)

The intermediary fees such as auditing, legal services, appraisal and consultation and other related administrative expenses incurred by the combining party or the acquirer for business combination shall be taken to profit or loss of the current period when incurred.

The initial measurement of the long-term equity investment obtained by means other than the long-term equity investment formed by business combination shall be accounted for at cost. Where additional investment results in significant influence or joint control (but not control) over the investee, the cost of long-term equity investment is the sum of the fair value of the original equity investment plus the additional investment cost determined in accordance with the Accounting Standards for Business Enterprises No. 22 – Recognition and Measurement of Financial Instruments.

## 13.3 Recognition method for subsequent measurement and profit or loss

## 13.3.1 Long-term equity investment calculated by cost method

The Company's financial statements adopt the cost method to calculate long-term equity investment in subsidiaries. Subsidiaries refer to investees which can be controlled by the Group.

The long-term equity investment calculated by cost method is measured at the initial investment cost. Adding or recovering investment adjusts the cost of long-term equity investment. The current investment income is recognised according to the cash dividend or profit declared to be distributed by the investee.

## 財務報表附註(續)

2021年1月1日至6月30日止期間

## 三、重要會計政策及會計估計(續)

## 13. 長期股權投資(續)

## 13.2 初始投資成本的確定(續)

合併方或購買方為企業合併發生的審計、法律服務、評估諮詢等中介費用以及其他相關管理費用，於發生時計入當期損益。

除企業合併形成的長期股權投資外其他方式取得的長期股權投資，按成本進行初始計量。對於因追加投資能夠對被投資單位實施重大影響或實施共同控制但不構成控制的，長期股權投資成本為按照《企業會計準則第22號—金融工具確認和計量》確定的原持有股權投資的公允價值加上新增投資成本之和。

## 13.3 後續計量及損益確認方法

## 13.3.1 按成本法核算的長期股權投資

公司財務報表採用成本法核算對子公司的長期股權投資。子公司是指本集團能夠對其實施控制的被投資主體。

採用成本法核算的長期股權投資按初始投資成本計量。追加或收回投資調整長期股權投資的成本。當期投資收益按照享有被投資單位宣告發放的現金股利或利潤確認。

## Notes to Financial Statements (Continued)

1 January to 30 June 2021

## III. Significant Accounting Policies and Accounting Estimates (Continued)

## 13. Long-term equity investments (Continued)

13.3 Recognition method for subsequent measurement and profit or loss (Continued)

## 13.3.2 Long-term equity investment calculated by equity method

The Group's investment in associates and joint ventures is calculated by equity method. Associates refer to invested entities to which the Group can exert a significant influence, and joint ventures are joint arrangements in which the Group has only the right to the net assets of the arrangements.

When equity method is adopted, if the initial investment cost of long-term equity investment is greater than the fair value share of identifiable net assets of the invested entity, the initial investment cost of long-term equity investment shall not be adjusted; If the initial investment cost is less than the fair value share of the identifiable net assets of the invested entity, the difference shall be recorded into the current profits and losses, and the long-term equity investment cost shall be adjusted at the same time.

## 財務報表附註(續)

2021年1月1日至6月30日止期間

## 三、重要會計政策及會計估計(續)

## 13. 長期股權投資(續)

13.3 後續計量及損益確認方法(續)

## 13.3.2 按權益法核算的長期股權投資

本集團對聯營企業和合營企業的投資採用權益法核算。聯營企業是指本集團能夠對其施加重大影響的被投資單位，合營企業是指本集團僅對該安排的淨資產享有權利的合營安排。

採用權益法核算時，長期股權投資的初始投資成本大於投資時應享有被投資單位可辨認淨資產公允價值份額的，不調整長期股權投資的初始投資成本；初始投資成本小於投資時應享有被投資單位可辨認淨資產公允價值份額的，其差額計入當期損益，同時調整長期股權投資的成本。

## Notes to Financial Statements (Continued)

1 January to 30 June 2021

**III. Significant Accounting Policies and Accounting Estimates (Continued)****13. Long-term equity investments (Continued)****13.3 Recognition method for subsequent measurement and profit or loss (Continued)****13.3.2 Long-term equity investment calculated by equity method (Continued)**

When equity method is adopted, the investment income and other comprehensive income shall be recognised respectively according to the share of net profit and loss and other comprehensive income realised by the invested entity, and the carrying amount of long-term equity investment shall be adjusted at the same time; the carrying amount of long-term equity investment shall be reduced accordingly by calculating the portion to be enjoyed according to the profit or cash dividend declared by the invested entity; the carrying amount of long-term equity investment shall be adjusted and included in the capital reserve for other changes in the owner's rights and interests of the invested entity except net profit or loss, other comprehensive income and profit distribution. When recognising the share of the net profit or loss of the invested entity, the net profit of the invested entity shall be adjusted and recognised on the basis of the fair value of the identifiable assets of the invested entity at the acquisition date. If the accounting policies and periods adopted by the invested entity are inconsistent with those of the Company, the financial statements of the invested entity shall be adjusted in accordance with the accounting policies and period of the Company. The investment income and other comprehensive income shall be recognised accordingly. For transactions between the Group and associates or joint ventures, the assets invested or sold do not constitute business, and the gains and losses of internal transactions are offset by the shareholding attributable to the Group. On this basis, the investment gains and losses are recognised. However, the unrealised internal transaction losses between the Group and the invested entity shall not be offset if they belong to the impairment losses of the transferred assets.

## 財務報表附註(續)

2021年1月1日至6月30日止期間

**三、重要會計政策及會計估計(續)****13. 長期股權投資(續)****13.3 後續計量及損益確認方法(續)****13.3.2 按權益法核算的長期股權投資(續)**

採用權益法核算時，按照應享有或應分擔的被投資單位實現的淨損益和其他綜合收益的份額，分別確認投資收益和其他綜合收益，同時調整長期股權投資的賬面價值；按照被投資單位宣告分派的利潤或現金股利計算應享有的部分，相應減少長期股權投資的賬面價值；對於被投資單位除淨損益、其他綜合收益和利潤分配以外所有者權益的其他變動，調整長期股權投資的賬面價值並計入資本公積。在確認應享有被投資單位淨損益的份額時，以取得投資時被投資單位各項可辨認資產等的公允價值為基礎，對被投資單位的淨利潤進行調整後確認。被投資單位採用的會計政策及會計期間與本公司不一致的，按照本公司的會計政策及會計期間對被投資單位的財務報表進行調整，並據以確認投資收益和其他綜合收益。對於本集團與聯營企業及合營企業之間發生的交易，投出或出售的資產不構成業務的，未實現內部交易損益按照享有的比例計算歸屬於本集團的部分予以抵銷，在此基礎上確認投資損益。但本集團與被投資單位發生的未實現內部交易損失，屬於所轉讓資產減值損失的，不予以抵銷。

## Notes to Financial Statements (Continued)

1 January to 30 June 2021

## III. Significant Accounting Policies and Accounting Estimates (Continued)

## 13. Long-term equity investments (Continued)

13.3 Recognition method for subsequent measurement and profit or loss (Continued)

## 13.3.2 Long-term equity investment calculated by equity method (Continued)

The Group discontinues recognising its share of net losses of the investee after the carrying amount of the long-term equity investment together with any long-term interests that in substance form part of its net investment in the invested entity is reduced to zero. If the Group has incurred obligations to assume additional losses of the investee, estimated liability is recognised according to the expected obligation, and recorded as investment loss for the period. Where net profits are subsequently made by the invested entity, the Group resumes recognising its share of those profits only after its share of the profits exceeds the share of losses previously not recognised.

## 13.4 Disposal of long-term equity investment

At the time of the disposal of long-term equity investment, the difference between its carrying amount and the actual consideration obtained shall be taken to profit or loss for the current period. For long-term equity investment calculated by equity method, the same basis as that adopted in the direct disposal of assets or liabilities by the invested entity shall be adopted and the part that would otherwise be taken to other comprehensive income is accounted for proportionally.

## 財務報表附註(續)

2021年1月1日至6月30日止期間

## 三、重要會計政策及會計估計(續)

## 13. 長期股權投資(續)

13.3 後續計量及損益確認方法(續)

## 13.3.2 按權益法核算的長期股權投資(續)

在確認應分擔被投資單位發生的淨虧損時，以長期股權投資的賬面價值和其他實質上構成對被投資單位淨投資的長期權益減記至零為限。此外，如本集團對被投資單位負有承擔額外損失的義務，則按預計承擔的義務確認預計負債，計入當期投資損失。被投資單位以後期間實現淨利潤的，本集團在收益分享額彌補未確認的虧損分擔額後，恢復確認收益分享額。

## 13.4 長期股權投資處置

處置長期股權投資時，其賬面價值與實際取得價款的差額，計入當期損益。採用權益法核算的長期股權投資，在處置時採用與被投資單位直接處置相關資產或負債相同的基礎，按相應的比例對原計入其他綜合收益的部分進行會計處理。

## Notes to Financial Statements (Continued)

1 January to 30 June 2021

## III. Significant Accounting Policies and Accounting Estimates (Continued)

## 14. Investment property

Investment property is property held to earn rentals or for capital appreciation or both. Investment property includes a land use right that is leased out and a building that is leased out.

An investment property is measured initially at its cost. If the economic benefits relating to an investment property will probably flow in and the cost can be reliably measured, subsequent costs incurred for the property is included in the cost of the investment property. Subsequent costs other than that are recognized in profit or loss for the period in which they are incurred.

The Group uses the cost model for subsequent measurement of its investment property. Depreciation or amortization is calculated on the straight-line basis over its useful life, as follows:

Item	項目	Estimated useful lives (years) 預計使用壽命(年)	Estimated net residual value rate (%) 預計淨殘值率(%)	Annual depreciation rate (%) 年折舊率(%)
Land use rights	土地使用權	48.5–50.0	0	2.00–2.06
Houses and buildings	房屋建築物	14.5–30.0	0–5	3.17–6.90

## 15. Fixed assets

Fixed assets represent the tangible assets held for production or supply of goods or services, rental or for administrative purposes with useful lives over one accounting year. A fixed asset is recognized only when the economic benefits associated with the asset will probably flow to the Group and the cost of the asset can be measured reliably. Fixed assets are initially measured at cost.

If the economic benefits relating to a fixed asset will probably flow in and the cost can be reliably measured, subsequent expenditure incurred for a fixed asset shall be included in the cost of the fixed asset, and the carrying amount of the component of the fixed asset that is replaced shall be derecognized. Subsequent expenditure other than that shall be recognized in profit or loss for the period in which they are incurred.

## 財務報表附註(續)

2021年1月1日至6月30日止期間

## 三、重要會計政策及會計估計(續)

## 14. 投資性房地產

投資性房地產，是指為賺取租金或資本增值，或兩者兼有而持有的房地產，包括已出租的土地使用權、已出租的建築物。

投資性房地產按照成本進行初始計量。與投資性房地產有關的後續支出，如果與該資產有關的經濟利益很可能流入且其成本能夠可靠地計量，則計入投資性房地產成本。除此以外的其他後續支出，在發生時計入當期損益。

本集團採用成本模式對投資性房地產進行後續計量，在其使用壽命內採用直線法計提折舊或攤銷。列示如下：

## 15. 固定資產

固定資產是指為生產商品、提供勞務、出租或經營管理而持有的，使用壽命超過一個會計年度的有形資產。固定資產僅在與其有關的經濟利益很可能流入本集團，且其成本能夠可靠地計量時才予以確認。固定資產按照成本進行初始計量。

與固定資產有關的後續支出，如果與該固定資產有關的經濟利益很可能流入且其成本能夠可靠地計量，則計入固定資產成本，並終止確認被替換部分的賬面價值。除此以外的其他後續支出，在發生時計入當期損益。



## Notes to Financial Statements (Continued)

1 January to 30 June 2021

## III. Significant Accounting Policies and Accounting Estimates (Continued)

## 15. Fixed assets (Continued)

Other than fixed assets arising from the use and appropriation of safety funds, special reserve offset against the cost of fixed assets, and equivalent amounts of accumulated depreciation recognized; the straight line method or double-declining balance method is adopted for the depreciation of fixed assets of the Group.

The expected useful lives, net residual value rates and annual depreciation rates of fixed assets are presented as follows:

Item	項目	Estimated useful lives (years) 預計使用壽命(年)	Estimated net residual value rate (%) 預計淨殘值率(%)	Annual depreciation rate (%) 年折舊率(%)
Land ownership	土地所有權	Indefinite 無期限	0	0
Houses and buildings	房屋建築物	10-50	0-5	1.90-10.00
Machinery and equipment	機器設備	3-15	0-5	6.33-33.33
Electronic equipment	電子設備	2-15	0-5	6.33-50.00
Vehicles	運輸設備	4-10	0-5	9.50-25.00
Forklift trucks and equipment leased out (long-term) (Note)	租出的叉車及設備(長期)(註)	2-15	0	6.67-50.00
Forklift trucks and equipment leased out (short-term) (Note)	租出的叉車及設備(短期)(註)	2-15	0	6.67-50.00
Others	其他	2-15	0-5	6.33-50.00

Note: For self-owned fixed assets leased out by the Group as lessor under operating lease, those leased for a period of not more than 12 months are presented under forklift trucks and equipment leased out (short-term) and those leased for a period of more than 1 year are presented under forklift trucks and equipment leased out (long-term).

The Group reviews the useful life and estimated net residual value of a fixed asset and the depreciation method applied at least at each year-end, and makes adjustments if necessary.

## 財務報表附註(續)

2021年1月1日至6月30日止期間

## 三、重要會計政策及會計估計(續)

## 15. 固定資產(續)

除使用提取的安全生產費形成的固定資產，按照形成固定資產的成本沖減專項儲備，並確認相同金額的累計折舊之外，本集團固定資產的折舊採用直線法或雙倍餘額遞減法計提。

各類固定資產的預計使用壽命、淨殘值率及年折舊率列示如下：

Estimated useful lives (years) 預計使用壽命(年)	Estimated net residual value rate (%) 預計淨殘值率(%)	Annual depreciation rate (%) 年折舊率(%)
Indefinite 無期限	0	0
10-50	0-5	1.90-10.00
3-15	0-5	6.33-33.33
2-15	0-5	6.33-50.00
4-10	0-5	9.50-25.00
2-15	0	6.67-50.00
2-15	0	6.67-50.00
2-15	0-5	6.33-50.00

註：本集團作為出租人經營租出的自有固定資產，租賃期限不超過12個月的列報在租出的叉車及設備(短期)項下，租賃期限大於1年的列報在租出的叉車及設備(長期)項下。

本集團至少於每年年度終了，對固定資產的使用壽命、預計淨殘值和折舊方法進行覆核，必要時進行調整。

## Notes to Financial Statements (Continued)

1 January to 30 June 2021

**III. Significant Accounting Policies and Accounting Estimates (Continued)****16. Construction in progress**

The cost of construction in progress is determined according to the actual expenditure incurred for the construction, including all necessary construction expenditure incurred during the construction period, borrowing costs that shall be capitalized before the construction gets ready for its intended use and other relevant expenses. No provision is made for construction in progress. A construction in progress is transferred to fixed asset when the asset is ready for its intended use.

**17. Contract asset and liability**

Contracts with customers will be presented in the Group's balance sheet as a contract liability or a contract asset, depending on the relationship between the Group's performance and the customer's payment.

**17.1 Contract asset**

Contract assets refer to the Group's right to receive consideration for the transfer of goods to its customers, which depends on factors other than the passage of time. The Group's unconditional (i.e., depending only on the passage of time) right to collect consideration from customers is shown separately as receivables.

The Group's method for determining and accounting for expected credit losses which are related to contract assets are detailed in Note III.9.

**17.2 Contract liability**

A contract liability is presented in the balance sheet where an amount of consideration has been received or is receivable by the Group prior to the Group performing by transferring the related good or service to the customer.

The Group offsets the contract assets and contract liabilities under the same contract and presents them on the balance sheet as a net amount.

## 財務報表附註(續)

2021年1月1日至6月30日止期間

**三、重要會計政策及會計估計(續)****16. 在建工程**

在建工程成本按實際工程支出確定，包括在建期間發生的各項必要工程支出、工程達到預定可使用狀態前的應予資本化的借款費用以及其他相關費用等。在建工程不計提折舊。在建工程在達到預定可使用狀態時轉入固定資產。

**17. 合同資產與合同負債**

本集團根據履行履約義務與客戶付款之間的關係在資產負債表中列示合同資產或合同負債。

**17.1 合同資產**

合同資產指本集團已向客戶轉讓商品而有權收取對價的權利，且該權利取決於時間流逝之外的其他因素。集團將擁有的、無條件(即，僅取決於時間流逝)向客戶收取對價的權利作為應收款項列示。

本集團對合同資產的預期信用損失的確定方法及會計處理方法詳見附註三、9。

**17.2 合同負債**

本集團將已收或應收客戶對價而應向客戶轉讓商品的義務作為合同負債列示，如企業在轉讓承諾的商品之前已收取的款項。

本集團將同一合同下的合同資產和合同負債相互抵銷後以淨額列示。

## Notes to Financial Statements (Continued)

1 January to 30 June 2021

## III. Significant Accounting Policies and Accounting Estimates (Continued)

## 18. Borrowing costs

Borrowing costs are interest and other costs incurred by the Group in connection with the borrowing of the funds. Borrowing costs include interest, amortization of discounts or premiums related to borrowings, ancillary costs incurred in connection with the arrangement of borrowings, and exchange differences arising from foreign currency borrowings.

The borrowing costs that are directly attributable to the acquisition, construction or production of a qualifying asset are capitalized. The amounts of other borrowing costs incurred are recognized as an expense in the period in which they are incurred. Qualifying assets are assets (fixed assets, investment property and inventories, etc.) that necessarily take a substantial period of time for acquisition, construction or production to get ready for their intended use or sale.

The capitalization of borrowing costs commences only when all of the following conditions are satisfied:

- (1) expenditures for the asset are being incurred;
- (2) borrowing costs are being incurred;
- (3) activities relating to the acquisition, construction or production of the asset that are necessary to prepare the asset for its intended use or sale have commenced.

Capitalization of borrowing costs ceases when the qualifying asset being acquired, constructed or produced becomes ready for its intended use or sale. Any borrowing costs subsequently incurred are recognized as an expense in the period in which they are incurred.

## 財務報表附註(續)

2021年1月1日至6月30日止期間

## 三、重要會計政策及會計估計(續)

## 18. 借款費用

借款費用，是指本集團因借款而發生的利息及其他相關成本，包括借款利息、折價或者溢價的攤銷、輔助費用以及因外幣借款而發生的匯兌差額等。

可直接歸屬於符合資本化條件的資產的購建或者生產的借款費用，予以資本化，其他借款費用計入當期損益。符合資本化條件的資產，是指需要經過相當長時間的購建或者生產活動才能達到預定可使用或者可銷售狀態的固定資產、投資性房地產和存貨等資產。

借款費用同時滿足下列條件的，才能開始資本化：

- (1) 資產支出已經發生；
- (2) 借款費用已經發生；
- (3) 為使資產達到預定可使用或者可銷售狀態所必要的購建或者生產活動已經開始。

購建或者生產符合資本化條件的資產達到預定可使用或者可銷售狀態時，借款費用停止資本化。之後發生的借款費用計入當期損益。

## Notes to Financial Statements (Continued)

1 January to 30 June 2021

## III. Significant Accounting Policies and Accounting Estimates (Continued)

## 18. Borrowing costs (Continued)

During the capitalization period, the amount of interest to be capitalized for each accounting period shall be determined as follows:

- (1) where funds are borrowed for a specific purpose, the amount of interest to be capitalized is the actual interest expense incurred on that borrowing for the period less any bank interest earned from depositing the borrowed funds or any investment income on the temporary investment of those funds.
- (2) where funds are borrowed for a general purpose, the amount of interest to be capitalized on such borrowings is determined by applying a weighted average interest rate to the weighted average of the excess amounts of accumulated expenditure on the asset over and above the amounts of specific-purpose borrowings.

Capitalization of borrowing costs is suspended during periods in which the acquisition, construction or production of a qualifying asset is interrupted by activities other than those necessary to prepare the asset for its intended use or sale, when the interruption is for a continuous period of more than 3 months. Borrowing costs incurred during these periods are recognized as an expense for the current period until the acquisition, construction or production is resumed.

## 財務報表附註(續)

2021年1月1日至6月30日止期間

## 三、重要會計政策及會計估計(續)

## 18. 借款費用(續)

在資本化期間內，每一會計期間的利息資本化金額，按照下列方法確定：

- (1) 專門借款以當期實際發生的利息費用，減去暫時性的存款利息收入或投資收益後的金額確定。
- (2) 佔用的一般借款，根據累計資產支出超過專門借款部分的資產支出加權平均數乘以所佔用一般借款的加權平均利率計算確定。

符合資本化條件的資產在購建或者生產過程中，發生除達到預定可使用或者可銷售狀態必要的程序之外的非正常中斷、且中斷時間連續超過3個月的，暫停借款費用的資本化。在中斷期間發生的借款費用確認為費用，計入當期損益，直至資產的購建或者生產活動重新開始。

## Notes to Financial Statements (Continued)

1 January to 30 June 2021

## III. Significant Accounting Policies and Accounting Estimates (Continued)

## 19. Intangible assets

19.1 Valuation method, useful life, impairment test for intangible assets

An intangible asset shall be recognized only when it is probable that the economic benefit associated with the asset will flow to the Group and the cost of the asset can be measured reliably. Intangible assets are measured initially at cost. However, intangible assets acquired in a business combination with a fair value that can be measured reliably are recognized separately as intangible assets and initially measured at the fair value.

The useful life of an intangible asset is determined according to the period over which it is expected to generate economic benefits for the Group. An intangible asset is regarded as having an indefinite useful life when there is no foreseeable limit to the period over which the asset is expected to generate economic benefits for the Group.

The expected useful lives of the intangible assets are as follows:

Item		Expected useful lives (years)
項目		預計使用壽命(年)
Patents	專有技術	3-20
Trademark rights	商標使用權	10/indefinite 不確定
License	特許權	3-15
Land use rights	土地使用權	30-50
Orders on hand	在手訂單	1-25
Customer relationship	客戶關係	2-17
Software	軟件	2-10
Others	其他	3-10

## 財務報表附註(續)

2021年1月1日至6月30日止期間

## 三、重要會計政策及會計估計(續)

## 19. 無形資產

19.1 無形資產計價方法、使用壽命、減值測試

無形資產僅在與其有關的經濟利益很可能流入本集團，且其成本能夠可靠地計量時才予以確認，並以成本進行初始計量。但企業合併中取得的無形資產，其公允價值能夠可靠地計量的，即單獨確認為無形資產並按照公允價值初始計量。

無形資產按照其能為本集團帶來經濟利益的期限確定使用壽命，無法預見其為本集團帶來經濟利益期限的作為使用壽命不確定的無形資產。

各項無形資產的預計使用壽命如下：

## Notes to Financial Statements (Continued)

1 January to 30 June 2021

**III. Significant Accounting Policies and Accounting Estimates (Continued)****19. Intangible assets (Continued)**

19.1 Valuation method, useful life, impairment test for intangible assets (Continued)

Land use rights that are acquired by the Group are generally accounted for as intangible assets. Buildings, such as plants that are developed and constructed by the Group, and relevant land use rights and buildings, are accounted for as intangible assets and fixed assets, respectively. Payments for the land and buildings acquired are allocated between the land use rights and the buildings; if they cannot be reasonably allocated, all of the land use rights and buildings are accounted for as fixed assets.

An intangible asset with a finite useful life is amortized using the straight-line method over its useful life. For an intangible asset with a finite useful life, the Group reviews the useful life and amortization method at least at each year-end and makes adjustment if necessary.

An intangible asset with an indefinite useful life is tested for impairment at least once every year, irrespective of whether there is any indication that the asset may be impaired. This category of intangible assets will not be amortized and will be reviewed every accounting period based on its useful life. If evidence indicates that its useful life is limited, the asset will be accounted for in accordance to the policy for intangible asset with definite useful life stated above.

## 財務報表附註(續)

2021年1月1日至6月30日止期間

**三、重要會計政策及會計估計(續)****19. 無形資產(續)**

19.1 無形資產計價方法、使用壽命、減值測試(續)

本集團取得的土地使用權，通常作為無形資產核算。自行開發建造廠房等建築物，相關的土地使用權和建築物分別作為無形資產和固定資產核算。外購土地及建築物支付的價款在土地使用權和建築物之間進行分配，難以合理分配的，全部作為固定資產處理。

使用壽命有限的無形資產，在其使用壽命內採用直線法攤銷。本集團至少於每年年度終了，對使用壽命有限的無形資產的使用壽命及攤銷方法進行覆核，必要時進行調整。

對使用壽命不確定的無形資產，無論是否存在減值跡象，每年均進行減值測試。此類無形資產不予攤銷，在每個會計期間對其使用壽命進行覆核。如果有證據表明使用壽命是有限的，則按上述使用壽命有限的無形資產的政策進行會計處理。

## Notes to Financial Statements (Continued)

1 January to 30 June 2021

## III. Significant Accounting Policies and Accounting Estimates (Continued)

## 19. Intangible assets (Continued)

## 19.2 Expenditure on an internal research and development

Expenditure on the research phase is recognized in profit or loss for the period in which it is incurred.

Expenditure in the development phase is recognised as intangible asset when the following criteria are met. Expenditure on the development phase which cannot met all of the following conditions are recognized in current profit or loss:

- (1) the technical feasibility of completing the intangible asset so that it will be available for use or sale;
- (2) the intention to complete the intangible asset and use or sell it;
- (3) how the intangible asset will generate probable future economic benefits. Among other things, the Group can demonstrate the existence of a market for the output of the intangible asset or the intangible asset itself or, if it is to be used internally, the usefulness of the intangible asset;
- (4) the availability of adequate technical, financial and other resources to complete the development and the ability to use or sell the intangible asset; and
- (5) its ability to measure reliably the expenditure attributable to the intangible asset during its development.

## 財務報表附註(續)

2021年1月1日至6月30日止期間

## 三、重要會計政策及會計估計(續)

## 19. 無形資產(續)

## 19.2 內部研究開發支出

研究階段的支出，於發生時計入當期損益。

開發階段的支出同時滿足下列條件的，確認為無形資產，不能滿足下述條件的開發階段的支出計入當期損益：

- (1) 完成該無形資產以使其能夠使用或出售在技術上具有可行性；
- (2) 具有完成該無形資產並使用或出售的意圖；
- (3) 無形資產產生經濟利益的方式，包括能夠證明運用該無形資產生產的產品存在市場或無形資產自身存在市場，無形資產將在內部使用的，能夠證明其有用性；
- (4) 有足夠的技術、財務資源和其他資源支持，以完成該無形資產的開發，並有能力使用或出售該無形資產；
- (5) 歸屬於該無形資產開發階段的支出能夠可靠地計量。

## Notes to Financial Statements (Continued)

1 January to 30 June 2021

## III. Significant Accounting Policies and Accounting Estimates (Continued)

## 19. Intangible assets (Continued)

## 19.2 Expenditure on an internal research and development (Continued)

If the expenditures cannot be distinguished between research phase and development phase, the Company recognizes all expenditures into current profit or loss. The cost of the internally developed intangible assets only include the total expenditures incurred from the point of time at which the conditions for capitalisation are met until the intangible assets are ready for intended use. No adjustment is made to the costs already expensed in the profit or loss incurred by the identical intangible asset before it satisfies the conditions for capitalisation in the development phase.

## 20. Impairment of assets

The Group determines the impairment of assets, other than the impairment of inventories, deferred income taxes, financial assets, contract assets, assets classified as held-for-sale, other current assets and lease receivables using the following methods:

The Group assesses at the balance sheet date whether there is any indication that an asset may be impaired. If any indication exists that an asset may be impaired, the Group estimates the recoverable amount of the asset and performs test for impairment. Goodwill arising from a business combination and an intangible asset with an indefinite useful life are tested for impairment at least at each year-end, irrespective of whether there is any indication that the asset may be impaired. Intangible assets that have not been ready for intended use are tested for impairment each year.

The recoverable amount of an asset is the higher of its fair value less costs to sell and the present value of the future cash flow expected to be derived from the asset. The Group estimates the recoverable amount on an individual basis. If it is not possible to estimate the recoverable amount of the individual asset, the Group determines the recoverable amount of the asset group to which the asset belongs. Identification of an asset group is based on whether major cash inflows generated by the asset group are largely independent of the cash inflows from other assets or asset groups.

## 財務報表附註(續)

2021年1月1日至6月30日止期間

## 三、重要會計政策及會計估計(續)

## 19. 無形資產(續)

## 19.2 內部研究開發支出(續)

無法區分研究階段支出和開發階段支出的，將發生的研發支出全部計入當期損益。內部開發活動形成的無形資產的成本僅包括滿足資本化條件的時點至無形資產達到預定用途前發生的支出總額，對於同一項無形資產在開發過程中達到資本化條件之前已經費用化計入損益的支出不再進行調整。

## 20. 資產減值

本集團對除存貨、遞延所得稅、金融資產、合同資產、劃分為持有待售的資產、其他流動資產、租賃應收款外的資產減值，按以下方法確定：

本集團於資產負債表日判斷資產是否存在可能發生減值的跡象，存在減值跡象的，本集團將估計其可收回金額，進行減值測試。對因企業合併所形成的商譽和使用壽命不確定的無形資產，無論是否存在減值跡象，至少於每年末進行減值測試。對於尚未達到可使用狀態的無形資產，也每年進行減值測試。

可收回金額根據資產的公允價值減去處置費用後的淨額與資產預計未來現金流量的現值兩者之間較高者確定。本集團以單項資產為基礎估計其可收回金額；難以對單項資產的可收回金額進行估計的，以該資產所屬的資產組為基礎確定資產組的可收回金額。資產組的認定，以資產組產生的主要現金流入是否獨立於其他資產或者資產組的現金流入為依據。



## Notes to Financial Statements (Continued)

1 January to 30 June 2021

## III. Significant Accounting Policies and Accounting Estimates (Continued)

## 20. Impairment of assets (Continued)

When the recoverable amount of an asset or asset group is less than its carrying amount, the carrying amount is reduced to the recoverable amount. The reduction in carrying amount is recognized in profit or loss for the current period. A provision for impairment of the asset is recognized accordingly.

For the purpose of impairment testing, the carrying amount of goodwill acquired in a business combination is allocated from the acquisition date on a reasonable basis, to each of the related asset groups; if it is impossible to allocate to the related asset groups, it is allocated to each of the related sets of asset groups. Each of the related asset groups or sets of asset groups is an asset group or set of asset group that is able to benefit from the synergies of the business combination and shall not be larger than a reportable segment determined by the Group.

In testing an asset group or a set of asset groups to which goodwill has been allocated for impairment, if there is any indication of impairment, the Group firstly tests the asset group or set of asset groups excluding the amount of goodwill allocated for impairment, determines the recoverable amount and recognizes any impairment loss. After that, the Group tests the asset group or set of asset groups including goodwill for impairment, whereby the carrying amount of the related asset group or set of asset groups is compared to its recoverable amount. If the carrying amount of the asset group or set of asset groups is higher than its recoverable amount, the amount of the impairment loss firstly reduces the carrying amount of the goodwill allocated to the asset group or set of asset groups, and then reduce the carrying amount of other assets (other than the goodwill) within the asset group or set of asset groups, pro-rata on the basis of the carrying amount of each asset.

Once the above impairment loss of assets is recognized, it cannot be reversed in subsequent accounting periods.

## 財務報表附註(續)

2021年1月1日至6月30日止期間

## 三、重要會計政策及會計估計(續)

## 20. 資產減值(續)

當資產或者資產組的可收回金額低於其賬面價值時，本集團將其賬面價值減記至可收回金額，減記的金額計入當期損益，同時計提相應的資產減值準備。

就商譽的減值測試而言，對於因企業合併形成的商譽的賬面價值，自購買日起按照合理的方法分攤至相關的資產組；難以分攤至相關的資產組的，將其分攤至相關的資產組組合。相關的資產組或者資產組組合，是能夠從企業合併的協同效應中受益的資產組或者資產組組合，且不大於本集團確定的報告分部。

對包含商譽的相關資產組或者資產組組合進行減值測試時，如與商譽相關的資產組或者資產組組合存在減值跡象的，首先對不包含商譽的資產組或者資產組組合進行減值測試，計算可收回金額，確認相應的減值損失。然後對包含商譽的資產組或者資產組組合進行減值測試，比較其賬面價值與可收回金額，如可收回金額低於賬面價值的，減值損失金額首先抵減分攤至資產組或者資產組組合中商譽的賬面價值，再根據資產組或者資產組組合中除商譽之外的其他各項資產的賬面價值所佔比重，按比例抵減其他各項資產的賬面價值。

上述資產減值損失一經確認，在以後會計期間不再轉回。

## Notes to Financial Statements (Continued)

1 January to 30 June 2021

## III. Significant Accounting Policies and Accounting Estimates (Continued)

## 21. Long-term prepaid expenses

Long-term prepaid expenses are expenses which have incurred but shall be amortized over the current period and subsequent periods of more than one year. Long-term prepaid expenses are amortized using straight-line method with amortization period as follows:

Item		Amortization period (years)
項目		攤銷期(年)
Industrial mould fee	工裝模具費	1-5
Industrial equipment fee	工位器具費	5
Expenditure on improvement of fixed assets leased in	租入固定資產改良支出	The shorter of useful life and lease term 使用壽命與租賃期孰短

## 22. Payroll

## 22.1 Accounting treatment for short-term remuneration

Short-term remuneration actually incurred during the accounting period in which the staff members provide services are recognized as liability and taken to the profit and loss for the current period or the costs of the relevant asset. The Group recognises the amount of employee benefits that actually occurred and charged to profit or loss for the current period or cost of relevant assets. Employee benefits are non-monetary benefits measured at fair value.

During the accounting period in which employees render service, medical insurance, work-related injury insurance, maternity insurance and other social security contributions and housing provident fund paid by the Group, as well as labour union funds and employees' education expenses extracted by requirement are taken into account in determining the amount of staff remuneration based on the required accrual basis and proportions and in turn the corresponding liabilities, which are charged to profit or loss for the current period or cost of relevant assets.

## 財務報表附註(續)

2021年1月1日至6月30日止期間

## 三、重要會計政策及會計估計(續)

## 21. 長期待攤費用

長期待攤費用為已經發生但應由本期和以後各期負擔的分攤期限在一年以上的各項費用。長期待攤費用採用直線法攤銷，攤銷期如下：

Item		Amortization period (years)
項目		攤銷期(年)
Industrial mould fee	工裝模具費	1-5
Industrial equipment fee	工位器具費	5
Expenditure on improvement of fixed assets leased in	租入固定資產改良支出	The shorter of useful life and lease term 使用壽命與租賃期孰短

## 22. 職工薪酬

## 22.1 短期薪酬的會計處理方法

本集團在職工為其提供服務的會計期間，將實際發生的短期薪酬確認為負債，並計入當期損益或相關資產成本。本集團發生的職工福利費，在實際發生時根據實際發生額計入當期損益或相關資產成本。職工福利費為非貨幣性福利的，按照公允價值計量。

本集團為職工繳納的醫療保險費、工傷保險費、生育保險費等社會保險費和住房公積金，以及本集團按規定提取的工會經費和職工教育經費，在職工為本集團提供服務的會計期間，根據規定的計提基礎和計提比例計算確定相應的職工薪酬金額，確認相應負債，並計入當期損益或相關資產成本。

## Notes to Financial Statements (Continued)

1 January to 30 June 2021

## III. Significant Accounting Policies and Accounting Estimates (Continued)

## 22. Payroll (Continued)

## 22.2 Accounting treatment for post-employment benefits

Post-employment benefits are classified into defined contribution plans and defined benefit plans.

22.2.1 *Defined contribution plan*

In the accounting period in which employees render services, the amount payable under the defined contribution plan is recognised as liability and charged to profit or loss for the current period or cost of relevant assets.

The employees of the Group participate in pension insurance and unemployment insurance administered by local governments, as well as annuity plan. The relevant expenditure is recognized, when incurred, in the costs of relevant assets or the profit or loss for the current period.

22.2.2 *Defined benefit plan*

The benefit obligation under defined benefit plan based on the formula determined by projected unit credit method would be vested to the service period of the staff and charged to current profit or loss or cost of relevant assets. Some overseas subsidiaries of the Group operate defined benefit pension plans, under which contributions shall be made to a separately-administered fund.

The service costs and the net interest on the net liabilities or net assets under the defined benefit plan would be taken to the current profit or loss or cost of relevant assets. The changes generated from the re-measurement of the net liabilities or net assets under the defined benefit plan (including actuarial gains or losses, return on assets under the plan, less the amount included in the net interest on net liabilities or net assets under defined benefit plan, changes under the effect of maximum assets, less the amount included in the net interest on net liabilities or net assets under defined benefit plans) would be taken to other comprehensive income.

## 財務報表附註(續)

2021年1月1日至6月30日止期間

## 三、重要會計政策及會計估計(續)

## 22. 職工薪酬(續)

## 22.2 離職後福利的會計處理方法

離職後福利分類為設定提存計劃和設定受益計劃。

## 22.2.1 設定提存計劃

本集團在職工為其提供服務的會計期間，將根據設定提存計劃計算的應繳存金額確認為負債，並計入當期損益或相關資產成本。

本集團的職工參加由當地政府管理的養老保險和失業保險，還參加了企業年金，相應支出在發生時計入相關資產成本或當期損益。

## 22.2.2 設定受益計劃

對於設定受益計劃，本集團根據預期累計福利單位法確定的公式將設定受益計劃產生的福利義務歸屬於職工提供服務的期間，並計入當期損益或相關資產成本。本集團的部分海外子公司設立設定受益退休金計劃，該等計劃要求向獨立管理的基金繳存費用。

服務成本及設定受益計劃淨負債或淨資產的利息淨額計入當期損益或相關資產成本。重新計量設定受益計劃淨負債或淨資產所產生的變動(包括精算利得或損失、計劃資產回報扣除包括在設定受益計劃淨負債或淨資產的利息淨額中的金額、資產上限影響的變動扣除包括在設定受益計劃淨負債或淨資產的利息淨額中的金額)計入其他綜合收益。

## Notes to Financial Statements (Continued)

1 January to 30 June 2021

## III. Significant Accounting Policies and Accounting Estimates (Continued)

## 22. Payroll (Continued)

## 22.2 Accounting treatment for post-employment benefits (Continued)

## 22.2.2 Defined benefit plan (Continued)

Net interest is calculated by multiplying the net liabilities or net assets under the defined benefit plan with the discount rate. Changes in the net obligations under the defined benefit plan are recognized under cost of sales, selling expenses, general and administrative expenses, research & development expenses and finance expenses in the income statement. Costs of services include costs of services for the current period, costs of services for previous periods, and gains or losses on settlement. Net interest includes interest income accrued upon assets under the plan, interest expenses incurred due to obligations under the plan, and interest under the effect of maximum assets.

## 22.3 Accounting treatment for severance benefits

Where the Group provides severance benefits to its employees, payroll payable arising from such severance benefits are recognized on the earlier of the following dates and included in profit or loss for the current period: when the Group is unable to unilaterally withdraw the severance benefits provided under its plan to terminate working relationship with employees or redundancy plan; or when the Group recognizes costs or expenses relating to reorganization involving the payment of severance benefits.

## 22.4 Other long-term staff benefits

For other long-term staff benefits, the items conforming to the conditions of defined contribution plan are treated according to the requirements in the defined contribution plans, whereas the rest are recognised and measured as net liabilities or net assets under other long-term staff benefits according to the defined benefit plan. At the end of reporting period, staff costs under other long-term staff benefits are recognised as three components, namely service cost, net interest on net liabilities or net assets under other long-term staff benefits and changes upon re-measurement of net liabilities or assets under other long-term staff benefits. The total net amount of these items is included in profit or loss for the current period or the cost of relevant assets.

## 財務報表附註(續)

2021年1月1日至6月30日止期間

## 三、重要會計政策及會計估計(續)

## 22. 職工薪酬(續)

## 22.2 離職後福利的會計處理方法(續)

## 22.2.2 設定受益計劃(續)

利息淨額由設定受益計劃淨負債或淨資產乘以折現率計算而得。本集團在利潤表的營業成本、銷售費用、管理費用、研發費用、財務費用中確認設定受益計劃淨義務的變動：服務成本，包括當期服務成本、過去服務成本和結算利得或損失；利息淨額，包括計劃資產的利息收入、計劃義務的利息費用以及資產上限影響的利息。

## 22.3 辭退福利的會計處理方法

本集團向職工提供辭退福利的，在下列兩者孰早日確認辭退福利產生的職工薪酬負債，並計入當期損益：本集團不能單方面撤回因解除勞動關係計劃或裁減建議所提供的辭退福利時；本集團確認與涉及支付辭退福利的重組相關的成本或費用時。

## 22.4 其他長期職工福利

對於其他長期職工福利，符合設定提存計劃條件的，按照上述設定提存計劃的有關規定進行處理，除此之外按照設定受益計劃的有關規定，確認和計量其他長期職工福利淨負債或淨資產。在報告期末，其他長期職工福利產生的職工薪酬成本確認為服務成本、其他長期職工福利淨負債或淨資產的利息淨額以及重新計量其他長期職工福利淨負債或淨資產所產生的變動三個組成部分。這些項目的總淨額計入當期損益或相關資產成本。

## Notes to Financial Statements (Continued)

1 January to 30 June 2021

## III. Significant Accounting Policies and Accounting Estimates (Continued)

## 23. Accruals and provisions

Except for contingent consideration transferred and contingent liability assumed in business combinations involving entities not under common control, the Group recognizes an obligation related to a contingency as a provision when all of the following conditions are satisfied:

- (1) the obligation is a present obligation of the Group;
- (2) it is probable that an outflow of economic benefits from the Group will be required to settle the obligation;
- (3) the amount of the obligation can be measured reliably.

A provision is initially measured at the best estimate of the expenditure required to settle the related present obligation, with comprehensive consideration of factors such as the risks, uncertainty and time value of money relating to a contingency. The carrying amount of a provision is reviewed at the balance sheet date. If there is clear evidence that the carrying amount does not reflect the current best estimate, the carrying amount is adjusted to the best estimate.

A contingent liability recognized in a business combination from the acquiree is initially measured at its fair value. Subsequently, it is measured at the higher of the amount that would be recognized for provisions above; and the amount initially recognized less, when appropriate, cumulative amortization recognized in accordance with the principle of revenue recognition.

## 24. Share-based payments

Share-based payments can be distinguished into equity-settled share-based payments and cash-settled share-based payments. Equity-settled share-based payments are transactions of the Group settled through the payment of shares or other equity instruments in consideration for receiving services.

## 財務報表附註(續)

2021年1月1日至6月30日止期間

## 三、重要會計政策及會計估計(續)

## 23. 預計負債

除了非同一控制下企業合併中的或有對價及承擔的或有負債之外，當與或有事項相關的義務同時符合以下條件，本集團將其確認為預計負債：

- (1) 該義務是本集團承擔的現時義務；
- (2) 該義務的履行很可能導致經濟利益流出本集團；
- (3) 該義務的金額能夠可靠地計量。

預計負債按照履行相關現時義務所需支出的最佳估計數進行初始計量，並綜合考慮與或有事項有關的風險、不確定性和貨幣時間價值等因素。每個資產負債表日對預計負債的賬面價值進行覆核。有確鑿證據表明該賬面價值不能反映當前最佳估計數的，按照當前最佳估計數對該賬面價值進行調整。

企業合併中取得的被購買方或有負債在初始確認時按照公允價值計量，在初始確認後，按照預計負債確認的金額，和初始確認金額扣除收入確認原則確定的累計攤銷額後的餘額，以兩者之中的較高者進行後續計量。

## 24. 股份支付

股份支付，分為以權益結算的股份支付和以現金結算的股份支付。以權益結算的股份支付，是指本集團為獲取服務以股份或其他權益工具作為對價進行結算的交易。

## Notes to Financial Statements (Continued)

1 January to 30 June 2021

## III. Significant Accounting Policies and Accounting Estimates (Continued)

## 24. Share-based payments (Continued)

Equity-settled share-based payments made in exchange for services rendered by employees are measured at the fair value of equity instruments granted to employees. Instruments which are vested immediately upon the grant are charged to relevant costs or expenses at the fair value on the date of grant and the capital reserve is credited accordingly. Instruments of which vesting is conditional upon completion of services or fulfillment of performance conditions are measured by recognizing services rendered during the period in relevant costs or expenses and crediting the capital reserve accordingly at the fair value on the date of grant according to the best estimates conducted by the Group at each balance sheet date during the pending period based on subsequent information such as latest updates on the change in the number of entitled employees and whether performance conditions have been fulfilled, and etc.

No cost or expense is recognized for awards that do not ultimately vest, except where vesting is conditional upon a market or non-vesting condition, which are treated as vesting irrespective of whether or not the market or non-vesting condition is satisfied, provided that all non-market conditions are satisfied.

Where the terms of an equity-settled share-based payment are modified, as a minimum, services obtained are recognized as if the terms had not been modified. In addition, an expense is recognized for any modification which increases the total fair value of the instrument granted, or is otherwise beneficial to the employee.

Where an equity-settled award is cancelled, it is treated as if it had vested on the date of cancellation, and any expense not yet recognized for the award is recognized immediately. Where employees or other parties are permitted to choose to fulfill non-vesting conditions but have not fulfilled during the pending period, equity-settled share-based payments are deemed cancelled. However, if a new award is substituted for the cancelled award, and designated as a replacement award on the date that it is granted, the new awards are treated as if they were a modification of the original award.

## 財務報表附註(續)

2021年1月1日至6月30日止期間

## 三、重要會計政策及會計估計(續)

## 24. 股份支付(續)

以權益結算的股份支付換取職工提供服務的，以授予職工權益工具的公允價值計量。授予後立即可行權的，在授予日按照公允價值計入相關成本或費用，相應增加資本公積；完成等待期內的服務或達到規定業績條件才可行權的，在等待期內每個資產負債表日，本集團根據最新取得的可行權職工人數變動、是否達到規定業績條件等後續信息對可行權權益工具數量作出最佳估計，以此為基礎，按照授予日的公允價值，將當期取得的服務計入相關成本或費用，相應增加資本公積。

對於最終未滿足行權條件的股份支付，不確認成本或費用，除非行權條件是市場條件或非可行權條件，此時無論是否滿足市場條件或非可行權條件，只要滿足所有可行權條件中的非市場條件，即視為可行權。

如果修改了以權益結算的股份支付的條款，至少按照未修改條款的情況確認取得的服務。此外，如果修改增加了所授予權益工具公允價值，或做出其他對職工有利的變更，均確認取得服務的增加。

如果取消了以權益結算的股份支付，則於取消日作為加速行權處理，立即確認尚未確認的金額。職工或其他方能夠選擇滿足非可行權條件但在等待期內未滿足的，作為取消以權益結算的股份支付處理。但是，如果授予新的權益工具，並在新權益工具授予日認定所授予的新權益工具是用於替代被取消的權益工具的，則作為原權益結算的股份支付條款和條件的修改進行處理。

## Notes to Financial Statements (Continued)

1 January to 30 June 2021

## III. Significant Accounting Policies and Accounting Estimates (Continued)

## 24. Share-based payments (Continued)

A cash-settled share-based payment shall be measured in accordance with the fair value of liability calculated and confirmed based on the shares or other equity instruments undertaken by the Group. If the right may be exercised immediately after the grant, the fair value of the liability undertaken by the enterprise shall, on the date of the grant, be included in the relevant costs or expenses, and the liabilities shall be increased accordingly. If the right may not be exercised until services are completed or until the specified performance conditions are met during the vesting period, the services obtained in the current period shall, based on the best estimate of the information about the exercisable right, be included in the relevant costs or expenses at the fair value of the liability undertaken by the enterprise, and the liabilities shall be increased accordingly. On each balance sheet date prior to settlement of the relevant liabilities and on the settlement date, the fair value of the liability is re-measured and any change of fair value is taken to profit or loss for the current period.

## 25. Revenue

The Group recognises revenue based on the transaction price allocated to such performance obligation when a performance obligation is satisfied, i.e. when "control" of the goods or services underlying the particular performance obligation is transferred to the customer. A performance obligation represents the commitment that a good or service that is distinct shall be transferred by the Group to the customer. Transaction price refers to the amount of consideration to which the Group expects to be entitled in exchange of transferring goods or services to a customer, excluding the amount received on behalf of third parties and the amount that the Group expects to return to a customer.

It is a performance obligation satisfied during a period of time if one of the following conditions is met: (1) the customer obtains and consumes economic benefits provided by the Group's performance as the Group performs; (2) the customer is able to control goods in progress during the Group's performance; (3) goods generated during the Group's performance have no alternative use, and the Group is entitled to payments for performance completed to date. Otherwise, the Group will recognise revenue at the point in time when the customer obtains control of the relevant goods or services.

## 財務報表附註(續)

2021年1月1日至6月30日止期間

## 三、重要會計政策及會計估計(續)

## 24. 股份支付(續)

以現金結算的股份支付，按照本集團承擔的以股份或其他權益工具為基礎計算確定的負債的公允價值計量。授予後立即可行權的，在授予日以承擔負債的公允價值計入成本或費用，相應增加負債；完成等待期內的服務或達到規定業績條件才可行權的，在等待期內以對可行權情況的最佳估計為基礎，按照承擔負債的公允價值，將當期取得的服務計入相關成本或費用，增加相應負債。在相關負債結算前的每個資產負債表日以及結算日，對負債的公允價值重新計量，其變動計入當期損益。

## 25. 收入

本集團在履行了合同中的履約義務，即在客戶取得相關商品或服務控制權時，按照分攤至該項履約義務的交易價格確認收入。履約義務，是指合同中本集團向客戶轉讓可明確區分商品或服務的承諾。交易價格，是指本集團因向客戶轉讓商品或服務而預期有權收取的對價金額，但不包含代第三方收取的款項以及本集團預期將退還給客戶的款項。

滿足下列條件之一的，屬於在某一段時間段內履行的履約義務，本集團按照履約進度，在一段時間內確認收入：(1)客戶在本集團履約的同時即取得並消耗本集團履約所帶來的經濟利益；(2)客戶能夠控制本集團履約過程中在建的商品；(3)本集團履約過程中所產出的商品具有不可替代用途，且本集團在整個合同期間內有權就累計至今已完成的履約部分收取款項。否則，本集團在客戶取得相關商品或服務控制權的時點確認收入。

## Notes to Financial Statements (Continued)

1 January to 30 June 2021

## III. Significant Accounting Policies and Accounting Estimates (Continued)

## 25. Revenue (Continued)

The Group adopts the input method to determine performance schedules, namely according to the Group's input into the performance of contractual obligations. When the performance progress cannot be determined, the Group is expected to be reimbursed for the costs already incurred and recognize the revenue based on the costs already incurred until the performance progress can be reasonably determined.

If there are two or more of performance obligations included in the contract, at the contract inception, the Group allocates the transaction price to each single performance obligation based on the relative proportion of stand-alone selling prices of goods or services promised in single performance obligation. However, if there is conclusive evidence indicating that the contract discount or variable consideration is only relative with one or more (not the whole) performance obligations in the contract, the Group will allocate the contract discount or variable consideration to relative one or more performance obligations. Stand-alone selling price is a price at which the Group would sell goods or services separately to a customer. The stand-alone selling price cannot be observed directly, the Group estimates the stand-alone selling price through comprehensive consideration of all reasonably acquired relative information and maximum use of observable inputs.

## Variable consideration

Where variable consideration exists in the Group's contracts, the best estimate of variable consideration is arrived at using either an expected value or most likely outcome method. Transaction price comprising the variable consideration does not exceed the amount that it is highly probable that there will not be a significant reversal in the amount of cumulative revenue recognized when the uncertainty is resolved. On each balance sheet date, the Group re-estimates the amount of variable consideration that should be included in the transaction price.

## Consideration payable to customers

Where consideration payable to customers exists in a contract, it is set off against transaction price and is applied against revenue for the current period at the later of the point at which the relevant revenue is recognized and the point of payment of (or commitment to pay) consideration to customers, unless the consideration payable is for obtaining other distinct goods or services from the customers.

## 財務報表附註(續)

2021年1月1日至6月30日止期間

## 三、重要會計政策及會計估計(續)

## 25. 收入(續)

本集團採用投入法確定履約進度，即根據本集團為履行履約義務的投入確定履約進度。當履約進度不能合理確定時，已經發生的成本預計能夠得到補償的，本集團按照已經發生的成本金額確認收入，直到履約進度能夠合理確定為止。

合同中包含兩項或多項履約義務的，本集團在合同開始日，按照各單項履約義務所承諾商品或服務的單獨售價的相對比例，將交易價格分攤至各單項履約義務。但在有確鑿證據表明合同折扣或可變對價僅與合同中一項或多項(而非全部)履約義務相關的，本集團將該合同折扣或可變對價分攤至相關一項或多項履約義務。單獨售價，是指本集團向客戶單獨銷售商品或服務的價格。單獨售價無法直接觀察的，本集團綜合考慮能夠合理取得的全部相關信息，並最大限度地採用可觀察的輸入值估計單獨售價。

## 可變對價

合同中存在可變對價的，本集團按照期望值或最可能發生金額確定可變對價的最佳估計數。包含可變對價的交易價格，不超過在相關不確定性消除時累計已確認收入極可能不會發生重大轉回的金額。每一資產負債表日，本集團重新估計應計入交易價格的可變對價金額。

## 應付客戶對價

合同中存在應付客戶對價的，除非該對價是為了向客戶取得其他可明確區分商品或服務的，本集團將該應付對價沖減交易價格，並在確認相關收入與支付(或承諾支付)客戶對價二者孰晚的時點沖減當期收入。



## Notes to Financial Statements (Continued)

1 January to 30 June 2021

## III. Significant Accounting Policies and Accounting Estimates (Continued)

## 25. Revenue (Continued)

Sales with quality assurance terms attached

For sales with quality assurance terms, if the quality assurance provides a separate service to the customer other than ensuring that the goods or services sold meet the pre-determined standards, the quality assurance constitutes a single performance obligation. Otherwise, the Group will account for the quality assurance obligation in accordance with the Accounting Standards for Business Enterprises No. 13 – Contingencies.

## A principal/an agent

The Group determines whether it is a principal or an agent at the time of the transaction based on whether it owns the control of the goods or services before the transfer of such goods or services to the customer. Where the Group is in control of that good or service prior to transferring the same to a customer, the Group is a principal, and revenue shall be recognized based on the total consideration received or receivable. Otherwise, the Group is an agent, and revenue shall be recognized at the amount of commissions or service charges expected to be entitled to collect, and such amount shall be determined based on net amount of total consideration received or receivable less amounts payable to other related parties, or based on the pre-determined commissions or proportions.

Except for the income arising from contracts with customers, income of the Group includes interest income and lease income from daily operating activities. For details of relevant accounting policies, please refer to Note III. 28.

## 財務報表附註(續)

2021年1月1日至6月30日止期間

## 三、重要會計政策及會計估計(續)

## 25. 收入(續)

附有質量保證條款的銷售

對於附有質量保證條款的銷售，如果該質量保證在向客戶保證所銷售商品或服務符合既定標準之外提供了一項單獨的服務，該質量保證構成單項履約義務。否則，本集團按照《企業會計準則第13號—或有事項》規定對質量保證責任進行會計處理。

## 主要責任人／代理人

本集團根據在向客戶轉讓商品或服務前是否擁有對該商品或服務的控制權，來判斷從事交易時本集團的身份是主要責任人還是代理人。本集團在向客戶轉讓商品或服務前能夠控制該商品或服務的，本集團為主要責任人，按照已收或應收對價總額確認收入；否則，本集團為代理人，按照預期有權收取的佣金或手續費的金額確認收入，該金額按照已收或應收對價總額扣除應支付給其他相關方的價款後的淨額或者按照既定的佣金金額或比例等確定。

除與客戶之間的合同產生的收入外，本集團收入中包括作為日常經營活動而從事租賃交易產生的收入，相應會計政策詳見附註三、28。

## Notes to Financial Statements (Continued)

1 January to 30 June 2021

**III. Significant Accounting Policies and Accounting Estimates (Continued)****26. Government grants**

Government grant is recognized when the Group can comply with the conditions attached to it and it can be received. Government grant is classified as asset-related government grant and income-related government grant. Government grant for purchasing, building or otherwise forming long-term assets is recognized as one related to assets. Otherwise it is recognized as one related to income.

If a government grant is in the form of a transfer of monetary asset, it is measured at the amount received or receivable. If a government grant is in the form of a transfer of non-monetary asset, it is measured at fair value; if fair value is not reliably determinable, it is measured at a nominal amount.

An asset-related government grant is recognized as deferred income and recognized in profit or loss by stages over the useful life of the related assets in a reasonable and systematic way. However, a government grant measured at a nominal amount is recognized directly in profit or loss for the current period. A government grant related to income is accounted for as follows: if the grant is a compensation for related costs expenses or losses to be incurred in subsequent periods, the grant is recognized as deferred income, and recognized in profit or loss over the periods in which the related costs are recognized; if the grant is a compensation for related costs expenses or losses already incurred, it is recognized immediately in profit or loss for the current period.

Government grant related to daily operations is recognized in other income. Government grant not related to daily operations is recognized in non-operating income.

## 財務報表附註(續)

2021年1月1日至6月30日止期間

**三、重要會計政策及會計估計(續)****26. 政府補助**

政府補助在能夠滿足其所附的條件並且能夠收到時，予以確認。政府補助分為與資產相關的政府補助和與收益相關的政府補助。用於購建或以其他方式形成長期資產的，作為與資產相關的政府補助；除此之外的作為與收益相關的政府補助。

政府補助為貨幣性資產的，按照收到或應收的金額計量。政府補助為非貨幣性資產的，按照公允價值計量；公允價值不能夠可靠取得的，按照名義金額計量。

與資產相關的政府補助，確認為遞延收益，並在相關資產使用壽命內按照合理、系統的方法分期計入損益。但按照名義金額計量的政府補助，直接計入當期損益。與收益相關的政府補助，用於補償企業以後期間的相關成本費用或損失的，確認為遞延收益，並在確認相關成本費用或損失的期間，計入當期損益；用於補償企業已發生的相關成本費用或損失的，直接計入當期損益。

與日常活動相關的政府補助，計入其他收益。與日常活動無關的政府補助，計入營業外收入。

## Notes to Financial Statements (Continued)

1 January to 30 June 2021

## III. Significant Accounting Policies and Accounting Estimates (Continued)

## 27. Income tax

Income tax comprises current and deferred tax. Income tax is recognized as income or an expense in profit or loss for the current period, except that it is a goodwill adjustment arising from business combination, or transactions or events recognized directly in shareholders' equity or other comprehensive income, in which case they are recognized in shareholders' equity or other comprehensive income.

The Group measures a current tax asset or liability arising from the current and prior period based on the amount of income tax expected to be paid by the Group or returned by tax authority calculated by related tax laws.

For temporary differences at the balance sheet date between the tax bases of assets and liabilities and their carrying amounts, and temporary differences between the carrying amounts and the tax bases of items, the tax bases of which can be determined for tax purposes, but which have not been recognized as assets and liabilities according to the tax laws, deferred taxes are provided using the liability method.

A deferred tax liability is recognized for all taxable temporary differences, except:

- (1) where the taxable temporary differences arise from the initial recognition of goodwill, or the initial recognition of an asset or liability in a transaction which contains both of the following characteristics: the transaction is not a business combination; and at the time of the transaction, it affects neither accounting profit nor taxable profit or deductible loss.
- (2) in respect of taxable temporary differences associated with investments in subsidiaries, joint ventures and associates, where the timing of the reversal of the temporary differences can be controlled and it is probable that the temporary differences will not be reversed in the foreseeable future.

## 財務報表附註(續)

2021年1月1日至6月30日止期間

## 三、重要會計政策及會計估計(續)

## 27. 所得稅

所得稅包括當期所得稅和遞延所得稅。除由於企業合併產生的調整商譽，或與直接計入股東權益或其他綜合收益的交易或者事項相關的計入股東權益或其他綜合收益外，均作為所得稅費用或收益計入當期損益。

本集團對於當期和以前期間形成的當期所得稅負債或資產，按照稅法規定計算的預期應交納或返還的所得稅金額計量。

本集團根據資產與負債於資產負債表日的賬面價值與計稅基礎之間的暫時性差異，以及未作為資產和負債確認但按照稅法規定可以確定其計稅基礎的項目的賬面價值與計稅基礎之間的差額產生的暫時性差異，採用資產負債表債務法計提遞延所得稅。

各種應納稅暫時性差異均據以確認遞延所得稅負債，除非：

- (1) 應納稅暫時性差異是在以下交易中產生的：商譽的初始確認，或者具有以下特徵的交易中產生的資產或負債的初始確認：該交易不是企業合併，並且交易發生時既不影響會計利潤也不影響應納稅所得額或可抵扣虧損。
- (2) 對於與子公司、合營企業及聯營企業投資相關的應納稅暫時性差異，該暫時性差異轉回的時間能夠控制並且該暫時性差異在可預見的未來很可能不會轉回。

## Notes to Financial Statements (Continued)

1 January to 30 June 2021

## III. Significant Accounting Policies and Accounting Estimates (Continued)

## 27. Income tax (Continued)

A deferred tax asset is recognized for deductible temporary differences, carryforward of deductible tax losses from prior years and tax credits, to the extent that it is probable that future taxable profit will be available against which the deductible temporary differences, and deductible tax losses and tax credits can be utilized, except:

- (1) where the deductible temporary differences arises from a transaction that is not a business combination and, at the time of the transaction, neither the accounting profit nor taxable profit or deductible loss is affected.
- (2) in respect of the deductible temporary differences associated with investments in subsidiaries, joint ventures and associates, a deferred tax asset is only recognized to the extent that it is probable that the temporary differences will be reversed in the foreseeable future and taxable profit will be available against which the deductible temporary differences can be utilized in the future.

At the balance sheet date, deferred tax assets and liabilities are measured at the tax rates that are expected to apply to the period when the asset is realized or the liability is settled, according to the requirements of tax laws. The measurement of deferred tax assets and deferred tax liabilities reflects the tax consequences that would follow from the manner in which the Group expects at the balance sheet date, to recover the assets or settle the liabilities.

## 財務報表附註(續)

2021年1月1日至6月30日止期間

## 三、重要會計政策及會計估計(續)

## 27. 所得稅(續)

對於可抵扣暫時性差異、能夠結轉以後年度的可抵扣虧損和稅款抵減，本集團以很可能取得用來抵扣可抵扣暫時性差異、可抵扣虧損和稅款抵減的未來應納稅所得額為限，確認由此產生的遞延所得稅資產，除非：

- (1) 可抵扣暫時性差異是在以下交易中產生的：該交易不是企業合併，並且交易發生時既不影響會計利潤也不影響應納稅所得額或可抵扣虧損。
- (2) 對於與子公司、合營企業及聯營企業投資相關的可抵扣暫時性差異，同時滿足下列條件的，確認相應的遞延所得稅資產：暫時性差異在可預見的未來很可能轉回，且未來很可能獲得用來抵扣可抵扣暫時性差異的應納稅所得額。

本集團於資產負債表日，對於遞延所得稅資產和遞延所得稅負債，依據稅法規定，按照預期收回該資產或清償該負債期間的適用稅率計量，並反映資產負債表日預期收回資產或清償負債方式的所得稅影響。

## Notes to Financial Statements (Continued)

1 January to 30 June 2021

## III. Significant Accounting Policies and Accounting Estimates (Continued)

## 27. Income tax (Continued)

The carrying amount of deferred tax assets is reviewed at the balance sheet date and reduced to the extent that it is no longer probable that sufficient taxable profit will be available in future periods to allow the deferred tax assets to be utilized. Deferred tax assets previously written down are reversed to the extent that it has become probable that sufficient taxable profit will be available to allow all or part of the deferred tax asset to be recovered.

Deferred tax assets and deferred tax liabilities presented on a net basis are offset if a legally enforceable right exists to set off current tax assets against current tax liabilities on a net basis and the deferred taxes relate to the same taxable entity and the same taxation authority.

## 28. Leases

A contract is, or contains, a lease if the contract conveys the right to control the use of an identified asset for a period of time in exchange for consideration.

For contracts entered into or modified on or after the date of initial application, the Group assesses whether a contract is or contains a lease at inception/modification date. Such contract will not be reassessed unless the terms and conditions of the contract are subsequently changed.

## 財務報表附註(續)

2021年1月1日至6月30日止期間

## 三、重要會計政策及會計估計(續)

## 27. 所得稅(續)

於資產負債表日，本集團對遞延所得稅資產的賬面價值進行覆核，如果未來期間很可能無法獲得足夠的應納稅所得額用以抵扣遞延所得稅資產的利益，減記遞延所得稅資產的賬面價值。在很可能獲得足夠的應納稅所得額可供所有或部分遞延所得稅資產轉回的限度內，轉回原減記的遞延所得稅資產。

如果擁有以淨額結算當期所得稅資產及當期所得稅負債的法定權利，且遞延所得稅與同一應納稅主體和同一稅收徵管部門相關，則將遞延所得稅資產和遞延所得稅負債以抵銷後的淨額列示。

## 28. 租賃

租賃，是指在一定期間內，出租人將資產的使用權讓與承租人以獲取對價的合同。

首次執行日後簽訂或變更合同，在合同開始或變更日，本集團評估該合同是否為租賃或者包含租賃。除非合同條款和條件發生變化，本集團不重新評估合同是否為租賃或者包含租賃。

## Notes to Financial Statements (Continued)

1 January to 30 June 2021

## III. Significant Accounting Policies and Accounting Estimates (Continued)

## 28. Leases (Continued)

## 28.1 The Group as lessee

## 28.1.1 Right-of-use assets

Except for short-term leases and leases of low value assets, the Group recognises right-of-use assets at the commencement date of the lease (i.e. the date on which the leased asset is made available by the lessor for the Group's use. The right-of-use asset is initially measured at cost. This cost includes:

- the initial measurement amount of the lease liabilities;
- any lease payments made at or before the commencement date, less the relevant amount of any lease incentives received (where lease incentives are available);
- any initial direct costs incurred by the Group;
- an estimate of costs to be incurred by the Group in dismantling and removing the underlying assets, restoring the site on which it is located or restoring the underlying asset to the condition required by the terms and conditions of the lease.

## 財務報表附註(續)

2021年1月1日至6月30日止期間

## 三、重要會計政策及會計估計(續)

## 28. 租賃(續)

## 28.1 本集團作為承租人

## 28.1.1 使用權資產

除短期租賃和低價值資產租賃外，本集團在租賃期開始日對租賃確認使用權資產。租賃期開始日，是指出租人提供租賃資產使其可供本集團使用的起始日期。使用權資產按照成本進行初始計量。該成本包括：

- 租賃負債的初始計量金額；
- 在租賃期開始日或之前支付的租賃付款額，存在租賃激勵的，扣除已享受的租賃激勵相關金額；
- 本集團發生的初始直接費用；
- 本集團為拆卸及移除租賃資產、復原租賃資產所在場地或將租賃資產恢復至租賃條款約定狀態預計將發生的成本。

## Notes to Financial Statements (Continued)

1 January to 30 June 2021

## III. Significant Accounting Policies and Accounting Estimates (Continued)

## 28. Leases (Continued)

## 28.1 The Group as lessee (Continued)

## 28.1.1 Right-of-use assets (Continued)

The Group made provisions for depreciation of right-of-use assets in accordance with the depreciation requirements under the Accounting Standards for Business Enterprises No. 4 – Fixed Assets. Right-of-use assets in which the Group is reasonably certain to obtain ownership of the underlying leased assets at the end of the lease term is depreciated over the remaining useful life. Otherwise, right-of-use assets are depreciated over the shorter of its remaining useful life and the lease term.

The Group determines whether impairment has occurred in the right-of-use asset and accounts for the recognised impairment losses according to Accounting Standards for Business Enterprises No. 8 – Assets Impairment.

## 28.1.2 Lease liabilities

Except for share-term leases and leases of low value assets, at the commencement date of a lease, the Group initially measures the lease liability at the present value of lease payments that are unpaid at that date. In calculating the present value of lease payments, the Group uses the interest rate implicit in the lease as discount rate. If the interest rate implicit in the lease is not readily determinable, the incremental borrowing rate will be adopted as discount rate.

## 財務報表附註(續)

2021年1月1日至6月30日止期間

## 三、重要會計政策及會計估計(續)

## 28. 租賃(續)

## 28.1 本集團作為承租人(續)

## 28.1.1 使用權資產(續)

本集團參照《企業會計準則第4號—固定資產》有關折舊規定，對使用權資產計提折舊。本集團能夠合理確定租賃期屆滿時取得租賃資產所有權的，使用權資產在租賃資產剩餘使用壽命內計提折舊。無法合理確定租賃期屆滿時能夠取得租賃資產所有權的，在租賃期與租賃資產剩餘使用壽命兩者孰短的期間內計提折舊。

本集團按照《企業會計準則第8號—資產減值》的規定來確定使用權資產是否已發生減值，並對已識別的減值損失進行會計處理。

## 28.1.2 租賃負債

除短期租賃和低價值資產租賃外，本集團在租賃期開始日按照該日尚未支付的租賃付款額的現值對租賃負債進行初始計量。在計算租賃付款額的現值時，本集團採用租賃內含利率作為折現率，無法確定租賃內含利率的，採用增量借款利率作為折現率。

## Notes to Financial Statements (Continued)

1 January to 30 June 2021

## III. Significant Accounting Policies and Accounting Estimates (Continued)

## 28. Leases (Continued)

## 28.1 The Group as lessee (Continued)

## 28.1.2 Lease liabilities (Continued)

Lease payment refers to the amount paid by the Group to the lessor relating to the right to use an underlying asset during the lease term, including:

- fixed payments and in-substance fixed payments less the relevant amount of any lease incentives (where lease incentives are available);
- variable lease payments that depend on an index or a rate;
- the exercise price of a purchase option reasonably certain to be exercised by the Group;
- payments of penalties for terminating a lease, if the lease term reflects the Group exercising the option to terminate;
- amounts expected to be paid by the Group under residual value guarantees.

Variable lease payments that depend on an index or a ratio, are initially measured using the index or rate at the commencement date of a lease. Variable lease payments that are not included in the measurement of the lease liability are recognised in profit or loss or related asset costs when incurred.

Upon commencement of the lease term, the Group calculates the interest expense of the lease liabilities for each period of the lease term based on a fixed periodic interest rate, and recognized in profit or loss for the current period or the costs of the relevant asset.

## 財務報表附註(續)

2021年1月1日至6月30日止期間

## 三、重要會計政策及會計估計(續)

## 28. 租賃(續)

## 28.1 本集團作為承租人(續)

## 28.1.2 租賃負債(續)

租賃付款額是指本集團向出租人支付的與在租賃期內使用租賃資產的權利相關的款項，包括：

- 固定付款額及實質固定付款額，存在租賃激勵的，扣除租賃激勵相關金額；
- 取決於指數或比率的可變租賃付款額；
- 本集團合理確定將行使購買選擇權時，該選擇權的行權價格；
- 租賃期反映出本集團將行使終止租賃選擇權的，行使終止租賃選擇權需支付的款項；
- 根據本集團提供的擔保餘值預計應支付的款項。

取決於指數或比率的可變租賃付款額在初始計量時根據租賃期開始日的指數或比率確定。未納入租賃負債計量的可變租賃付款額在實際發生時計入當期損益或相關資產成本。

租賃期開始日後，本集團按照固定的周期性利率計算租賃負債在租賃期內各期間的利息費用，並計入當期損益或相關資產成本。



## Notes to Financial Statements (Continued)

1 January to 30 June 2021

## III. Significant Accounting Policies and Accounting Estimates (Continued)

## 28. Leases (Continued)

## 28.1 The Group as lessee (Continued)

## 28.1.2 Lease liabilities (Continued)

After the commencement date of the lease, the Group re-measures the lease liabilities and adjusts the corresponding right-of-use asset in the following circumstances:

- the lease term has changed or there is a change in the assessment of exercise of a purchase option, in which case the Group re-measures the lease liabilities by discounting the present value of revised lease payments using a revised discount rate;
- the expected lease payments under a guaranteed residual value or the index or rate determining the lease payments change, in which cases the Group re-measures the lease liabilities by discounting the present value of revised lease payments using the original discount rate.

## 28.1.3 Short-term leases and leases of low-value assets

The Group elects not to recognize the right-of-use assets and lease liabilities for short-term leases and low-value asset leases of vehicles, machinery and equipment and office buildings. Short-term leases are leases with a lease term of 12 months or less from the commencement date and do not contain a purchase option. A lease of low value asset refers to a single lease asset which, when new, is of low value. Lease payments on short-term leases and leases of low-value assets are recognised in profit or loss or the cost of underlying assets on a straight-line basis over the lease term.

## 財務報表附註(續)

2021年1月1日至6月30日止期間

## 三、重要會計政策及會計估計(續)

## 28. 租賃(續)

## 28.1 本集團作為承租人(續)

## 28.1.2 租賃負債(續)

在租賃期開始日後，發生下列情形的，本集團重新計量租賃負債，並調整相應的使用權資產：

- 因租賃期變化或購買選擇權的評估結果發生變化的，本集團按變動後租賃付款額和修訂後的折現率計算的現值重新計量租賃負債；
- 根據擔保餘值預計的應付金額或者用於確定租賃付款額的指數或者比率發生變動，本集團按照變動後的租賃付款額和原折現率計算的現值重新計量租賃負債。

## 28.1.3 短期租賃和低價值資產租賃

本集團對運輸設備、機器設備及辦公用房的短期租賃以及低價值資產租賃，選擇不確認使用權資產和租賃負債。短期租賃，是指在租賃期開始日，租賃期不超過12個月且不包含購買選擇權的租賃。低價值資產租賃，是指單項租賃資產為全新資產時價值較低的租賃。本集團將短期租賃和低價值資產租賃的租賃付款額，在租賃期內各個期間按照直線法計入當期損益或相關資產成本。

## Notes to Financial Statements (Continued)

1 January to 30 June 2021

## III. Significant Accounting Policies and Accounting Estimates (Continued)

## 28. Leases (Continued)

## 28.1 The Group as lessee (Continued)

## 28.1.4 Lease modifications

If the lease changes and meets the following conditions, the Group will account for the lease modification as a separate lease:

- the lease modification increases the scope of the lease by adding the right to use one or more leased assets;
- the consideration increases by an amount commensurate with the stand-alone price for the increase in scope and any adjustments to that stand-alone price to reflect the circumstances of the particular contract.

For a lease modification that is not accounted for as a separate lease, the Group re-allocates the consideration in the revised contract, re-determines the lease term and re-measures the lease liability by discounting the present value of the revised lease payments using a revised discount rate at the effective date of the lease modification.

If the lease change results in a reduction in the scope of lease or the term of lease, the Group reduces the carrying amount of the right-of-use assets and recognises the related gains or losses on the partly or fully terminated lease in the current profit or loss. If other lease changes result in the re-measurement of the lease liability, the Group adjusts the carrying amount of the right-of-use assets accordingly.

## 財務報表附註(續)

2021年1月1日至6月30日止期間

## 三、重要會計政策及會計估計(續)

## 28. 租賃(續)

## 28.1 本集團作為承租人(續)

## 28.1.4 租賃變更

租賃發生變更且同時符合下列條件的，本集團將該租賃變更作為一項單獨租賃進行會計處理：

- 該租賃變更通過增加一項或多項租賃資產的使用權而擴大了租賃範圍；
- 增加的對價與租賃範圍擴大部分的單獨價格按該合同情況調整後的金額相當。

租賃變更未作為一項單獨租賃進行會計處理的，在租賃變更生效日，本集團重新分攤變更後合同的對價，重新確定租賃期，並按照變更後租賃付款額和修訂後的折現率計算的現值重新計量租賃負債。

租賃變更導致租賃範圍縮小或租賃期縮短的，本集團相應調減使用權資產的賬面價值，並將部分終止或完全終止租賃的相關利得或損失計入当期損益。其他租賃變更導致租賃負債重新計量的，本集團相應調整使用權資產的賬面價值。

## Notes to Financial Statements (Continued)

1 January to 30 June 2021

## III. Significant Accounting Policies and Accounting Estimates (Continued)

## 28. Leases (Continued)

## 28.2 The Group as lessor

## 28.2.1 Separating components of a lease

For a contract that contains lease and non-lease components, the Group shall allocate the consideration of the contract by applying Accounting Standards for Business Enterprises No.14 – Revenue in respect of allocation of transaction price, on the basis of their respective stand-alone selling prices.

## 28.2.2 Classification of leases

Leases that substantially transfer all the risks and rewards incidental to ownership of assets are accounted for as finance leases; otherwise, it is an operating lease.

## 28.2.2.1 The Group records operating leasing business as a lessor

The Group recognises lease payments from operating leases as lease income on a straight-line basis in different periods over the lease term. The Group capitalises initial direct costs incurred in relation to an operating lease and apportions such amount over the lease term on the same basis as that used for lease income. Such amount will be taken to profit or loss for the current period by stages.

The Group recognises any variable lease payments relating to operating lease not included in the lease payments as income, in profit or loss for the current period as incurred.

## 財務報表附註(續)

2021年1月1日至6月30日止期間

## 三、重要會計政策及會計估計(續)

## 28. 租賃(續)

## 28.2 本集團作為出租人

## 28.2.1 租賃的分拆

合同中同時包含租賃和非租賃部分的，本集團根據《企業會計準則第14號—收入》關於交易價格分攤的規定分攤合同對價，分攤的基礎為租賃部分和非租賃部分各自的單獨價格。

## 28.2.2 租賃的分類

實質上轉移了與資產所有權有關的全部風險和報酬的租賃為融資租賃。融資租賃以外的其他租賃為經營租賃。

## 28.2.2.1 本集團作為出租人

記錄經營租賃業務在租賃期內各個期間，本集團採用直線法，將經營租賃的租賃收款額確認為租金收入。本集團發生的與經營租賃有關的初始直接費用於發生時予以資本化，在租賃期內按照與租金收入確認相同的基礎進行分攤，分期計入當期損益。

本集團取得的與經營租賃有關的未計入租賃收款額的可變租賃收款額，在實際發生時計入當期損益。

## Notes to Financial Statements (Continued)

1 January to 30 June 2021

## III. Significant Accounting Policies and Accounting Estimates (Continued)

## 28. Leases (Continued)

## 28.2 The Group as lessor (Continued)

## 28.2.2 Classification of leases (Continued)

28.2.2.2 The Group records finance leasing business as a lessor

On the commencement date of the lease, the Group adopts the net lease investment as the recorded value of the financial lease receivables and derecognises the finance lease assets. The net lease investment is the sum of the unguaranteed residual value and the present value of outstanding lease payments at the commencement date of the lease which are discounted using the interest rate implicit in the lease.

Lease payments refer to the amount that the Group should collect from the lessee for the purpose of transferring the leased assets during the lease term, including:

- fixed payments and in-substance fixed payments required to be paid by lessee, less any lease incentives (where lease incentives are available);
- variable lease payments that depend on an index or a rate;

## 財務報表附註(續)

2021年1月1日至6月30日止期間

## 三、重要會計政策及會計估計(續)

## 28. 租賃(續)

## 28.2 本集團作為出租人(續)

## 28.2.2 租賃的分類(續)

28.2.2.2 本集團作為出租人

記錄融資租賃業務於租賃期開始日，本集團以租賃投資淨額作為應收融資租賃款的入賬價值，並終止確認融資租賃資產。租賃投資淨額為未擔保餘值和租賃期開始日尚未收到的租賃收款額按照租賃內含利率折現的現值之和。

租賃收款額，是指本集團因讓渡在租賃期內使用租賃資產的權利而應向承租人收取的款項，包括：

- 承租人需支付的固定付款額及實質固定付款額，存在租賃激勵的，扣除租賃激勵相關金額；
- 取決於指數或比率的可變租賃付款額；

## Notes to Financial Statements (Continued)

1 January to 30 June 2021

## III. Significant Accounting Policies and Accounting Estimates (Continued)

## 28. Leases (Continued)

## 28.2 The Group as lessor (Continued)

## 28.2.2 Classification of leases (Continued)

28.2.2.2 The Group records finance leasing business as a lessor (Continued)

- the exercise price of a purchase option reasonably certain to be exercised by the lessee;
- payments for exercising the option to terminate the lease, if the lease term reflects that the lessee will exercise an option to terminate the lease;
- any residual value guarantees provided to the Group by the lessee, a party related to the lessee and an independent third party that is financially capable of discharging the obligations under the guarantee.

## 財務報表附註(續)

2021年1月1日至6月30日止期間

## 三、重要會計政策及會計估計(續)

## 28. 租賃(續)

## 28.2 本集團作為出租人(續)

## 28.2.2 租賃的分類(續)

28.2.2.2 本集團作為出租人記錄融資租賃業務(續)

- 購買選擇權的行權價格，前提是合理確定承租人將行使該選擇權；
- 承租人行使終止租賃選擇權需支付的款項，前提是租賃期反映出承租人將行使終止租賃選擇權；
- 由承租人、與承租人有關的一方以及有經濟能力履行擔保義務的獨立第三方向本集團提供的擔保餘值。

## Notes to Financial Statements (Continued)

1 January to 30 June 2021

## III. Significant Accounting Policies and Accounting Estimates (Continued)

## 28. Leases (Continued)

## 28.2 The Group as lessor (Continued)

## 28.2.2 Classification of leases (Continued)

28.2.2.2 The Group records finance leasing business as a lessor (Continued)

Variable lease payments that are not included in the measurement of net lease investments are recognized in profit or loss for the current period as incurred.

Interest income in each period during the lease term are calculated and recognized by the Group using the fixed periodic rate of interest.

## 28.2.3 Lease modifications

The Group accounts for a modification to an operating lease as a new lease from the effective date of the modification, considering any prepaid or accrued lease payments relating to the original lease as part of the lease payments for the new lease.

If the finance lease changes and meets the following conditions, the Group accounts for a lease modification as a separate lease:

- the modification expands the scope of the lease by increasing the right to use one or more leased assets;
- the consideration increases by an amount commensurate with the stand-alone price for the increase in scope and any adjustments to that stand-alone price to reflect the circumstances of the particular contract.

## 財務報表附註(續)

2021年1月1日至6月30日止期間

## 三、重要會計政策及會計估計(續)

## 28. 租賃(續)

## 28.2 本集團作為出租人(續)

## 28.2.2 租賃的分類(續)

28.2.2.2 本集團作為出租人記錄融資租賃業務(續)

未納入租賃投資淨額計量的可變租賃收款額在實際發生時計入當期損益。

本集團按照固定的周期性利率計算並確認租賃期內各個期間的利息收入。

## 28.2.3 租賃變更

經營租賃發生變更的，本集團自變更生效日起將其作為一項新租賃進行會計處理，與變更前租賃有關的預收或應收租賃收款額視為新租賃的收款額。

融資租賃發生變更且同時符合下列條件的，本集團將該變更作為一項單獨租賃進行會計處理：

- 該變更通過增加一項或多項租賃資產的使用權而擴大了租賃範圍；
- 增加的對價與租賃範圍擴大部分的單獨價格按該合同情況調整後的金額相當。

## Notes to Financial Statements (Continued)

1 January to 30 June 2021

## III. Significant Accounting Policies and Accounting Estimates (Continued)

## 28. Leases (Continued)

## 28.2 The Group as lessor (Continued)

## 28.2.3 Lease modifications (Continued)

If the modification of the finance lease is not accounted for as a separate lease, the Group will account for the lease modification in the following cases:

- If the lease is classified as an operating lease when the modification becomes effective at the commencement date, the Group begins accounting for the lease modification as a new lease from the effective date of the modification and uses the net lease investment before the effective date of the lease modification as the carrying value of the leased asset;
- If the modification is effective at the commencement date and the lease is classified as a finance lease, the Group accounts for such modification in accordance with the Accounting Standards for Business Enterprises No. 22 – Recognition and Measurement of Financial Instruments in respect of the modification or re-negotiation of contracts.

## 財務報表附註(續)

2021年1月1日至6月30日止期間

## 三、重要會計政策及會計估計(續)

## 28. 租賃(續)

## 28.2 本集團作為出租人(續)

## 28.2.3 租賃變更(續)

融資租賃的變更未作為一項單獨租賃進行會計處理的，本集團分別下列情形對變更後的租賃進行處理：

- 假如變更在租賃開始日生效，該租賃會被分類為經營租賃的，本集團自租賃變更生效日開始將其作為一項新租賃進行會計處理，並以租賃變更生效日前的租賃投資淨額作為租賃資產的賬面價值；
- 假如變更在租賃開始日生效，該租賃會被分類為融資租賃的，本集團按照《企業會計準則第22號—金融工具確認和計量》關於修改或重新議定合同的規定進行會計處理。

## Notes to Financial Statements (Continued)

1 January to 30 June 2021

## III. Significant Accounting Policies and Accounting Estimates (Continued)

## 28. Leases (Continued)

## 28.2 The Group as lessor (Continued)

## 28.2.4 Sale and leaseback transaction

The Group as a seller and lessee

The Group determines whether the asset transfer in the sale and leaseback transaction constitutes a sale in accordance with Accounting Standards for Business Enterprises No.14 – Revenue. If the transfer of assets is not a sale, the Group continues to recognize the transferred assets and recognizes a financial liability in equal amount to the transfer income, and accounts for the financial liabilities in accordance with Accounting Standards for Business Enterprises No. 22 – Recognition and Measurement of Financial Instruments. Where the transfer of assets is a sale, the Group measures the right-of-use assets formed by the sale and leaseback based on the portion of the original asset's book value that is related to the use rights obtained from the leaseback, and only recognizes the relevant gains or loss that relates to the rights transferred to the lessor.

## 財務報表附註(續)

2021年1月1日至6月30日止期間

## 三、重要會計政策及會計估計(續)

## 28. 租賃(續)

## 28.2 本集團作為出租人(續)

## 28.2.4 售後租回交易

本集團作為賣方及承租人  
本集團按照《企業會計準則第14號—收入》的規定，評估確定售後租回交易中的資產轉讓是否屬於銷售。該資產轉讓不屬於銷售的，本集團繼續確認被轉讓資產，同時確認一項與轉讓收入等額的金融負債，並按照《企業會計準則第22號—金融工具確認和計量》對該金融負債進行會計處理。該資產轉讓屬於銷售的，本集團按原資產賬面價值中與租回獲得的使用權有關的部分，計量售後租回所形成的使用權資產，並僅就轉讓至出租人的權利確認相關利得或損失。



## Notes to Financial Statements (Continued)

1 January to 30 June 2021

## III. Significant Accounting Policies and Accounting Estimates (Continued)

## 29. Hedge accounting

## 29.1 Basis of hedge accounting and accounting treatment

To manage the risk exposure caused by specific risks such as foreign exchange risk and interest rate risk, the Group has designated certain financial instruments as hedging instruments for hedging. The Group applies hedging accounting for a hedge that satisfies the prescribed conditions. Hedging activities of the Group include fair value hedges and cash flow hedges. For the hedges for foreign exchange risk with firm commitment, the Group treated them as cash flow hedges.

For the purpose of hedge accounting, the Group's hedging is classified as follows:

- (1) Fair value hedges refer to the hedging against the risk of fair value change in respect of definite commitments which are not yet recognized (other than exchange rate risks) of assets and liabilities already recognized.
- (2) Cash flow hedges refer to the hedging against the exposure to variability in cash flows that is either attributable to a particular risk associated with a recognized asset or liability or a highly probable forecast transaction, or a foreign currency risk in an unrecognized firm commitment.

## 財務報表附註(續)

2021年1月1日至6月30日止期間

## 三、重要會計政策及會計估計(續)

## 29. 套期會計

## 29.1 採用套期會計的依據與會計處理方法

為管理外匯風險、利率風險等特定風險引起的風險敞口，本集團指定某些金融工具作為套期工具進行套期。滿足規定條件的套期，本集團採用套期會計方法進行處理。本集團的套期包括公允價值套期、現金流量套期。對確定承諾的外匯風險進行的套期，本集團作為現金流量套期處理。

就套期會計方法而言，本集團的套期保值分類為：

- (1) 公允價值套期，是指對已確認資產或負債，尚未確認的確定承諾（除匯率風險外）的公允價值變動風險進行的套期。
- (2) 現金流量套期，是指對現金流量變動風險進行的套期，此現金流量變動源於與已確認資產或負債、很可能發生的預期交易有關的某類特定風險，或一項未確認的確定承諾包含的匯率風險。

## Notes to Financial Statements (Continued)

1 January to 30 June 2021

## III. Significant Accounting Policies and Accounting Estimates (Continued)

## 29. Hedge accounting (Continued)

## 29.1 Basis of hedge accounting and accounting treatment (Continued)

Hedges which meet the strict criteria for hedge accounting are accounted for as follows:

*Fair value hedges*

The Group's fair value hedge is a hedge against interest rate risk (risk of fair value change) of the fixed rate debt instruments.

Gains or losses arising from a hedging instrument are recognized in profit or loss for the current period. Gains or losses in respect of the hedged item attributable to hedged risk are recognized in profit or loss and the carrying amount of the hedged item that is not measured at fair value is adjusted.

For fair value hedge relating to debt instruments carried at amortized cost, the carrying amount of the hedged items is adjusted and amortized to profit or loss over the remaining term of the hedge using the effective interest rate method. Amortization begins on the date of adjustment but no later than the point when the hedged item ceases to be adjusted for hedging gains and losses.

Where the hedged items are firm commitments not yet recognized, upon designation of the hedging relationship, the accumulated change in fair value arising from the hedging risk of the firm commitments are recognized as an asset or a liability, and related gains and losses are taken to profit or loss for the current period. When the Group obtains assets or undertakes liabilities by performing firm commitments, the initial recognised amount of the assets or liabilities is adjusted to include the accumulated change in fair value of the recognised hedged items.

## 財務報表附註(續)

2021年1月1日至6月30日止期間

## 三、重要會計政策及會計估計(續)

## 29. 套期會計(續)

## 29.1 採用套期會計的依據與會計處理方法(續)

滿足套期會計方法的嚴格條件的，按如下方法進行處理：

*公允價值套期*

本集團公允價值套期系對固定利率債務工具的利率風險(公允價值變動風險)進行的套期。

套期工具產生的利得或損失計入當期損益。被套期項目因套期風險敞口形成的利得或損失，計入當期損益，同時調整未以公允價值計量的被套期項目的賬面價值。

就與按攤餘成本計量的債務工具有關的公允價值套期而言，對被套期項目賬面價值所作的調整，在套期剩餘期間內採用實際利率法進行攤銷，計入當期損益。該攤銷自調整日開始，但不晚於被套期項目終止進行套期利得和損失調整的時點。

被套期項目為尚未確認的確定承諾的，套期關係指定後該確定承諾的公允價值因被套期風險引起的累計公允價值變動確認為一項資產或負債，相關的利得或損失計入當期損益。當本集團履行確定承諾而取得資產或承擔負債時，調整該資產或負債的初始確認金額，以包括已確認的被套期項目的公允價值累計變動額。

## Notes to Financial Statements (Continued)

1 January to 30 June 2021

## III. Significant Accounting Policies and Accounting Estimates (Continued)

## 29. Hedge accounting (Continued)

## 29.1 Basis of hedge accounting and accounting treatment (Continued)

*Cash flow hedges*

The Group's cash flow hedge include hedges of the expected sales/procurements, foreign currency financial instruments, foreign exchange risk on firm commitments and interest rate risk of variable rate debt instruments (exposure to variability in cash flows).

The effective portion of the gain or loss on the hedging instrument is recognized in other comprehensive income, while the ineffective portion is recognized in profit or loss.

If the expected transaction being hedged is subsequently recognized as non-financial assets or non-financial liabilities, or when the expected transaction of non-financial assets or non-financial liabilities becomes the firm commitment under applicable fair value hedges, the amount of cashflow hedging reserve originally recognized in other comprehensive income is transferred out and taken to the initial recognized amount of that asset or liability item. For other cashflow hedges, during the same period in which the expected cashflow being hedged affects profit or loss, for example when the expected sale occurs, the cashflow hedging reserve recognized in other comprehensive income is transferred out and taken to profit or loss for the current period.

When the Group no longer applies hedging accounting to cashflow hedges, if the future cashflow being hedged is still expected to occur, the amount previously taken to other comprehensive income is not transferred out until the expected transaction actually occurs or the firm commitment is performed; if the future cashflow being hedged is no longer expected to occur, the accumulated amount of cashflow hedging reserve shall be transferred out from other comprehensive income and taken to profit or loss for the current period.

## 財務報表附註(續)

2021年1月1日至6月30日止期間

## 三、重要會計政策及會計估計(續)

## 29. 套期會計(續)

## 29.1 採用套期會計的依據與會計處理方法(續)

*現金流量套期*

本集團現金流量套期包括對預期銷售／採購、外幣金融工具、確定承諾的外匯風險以及浮動利率債務工具的利率風險(現金流量變動風險)進行的套期。

套期工具利得或損失中屬於套期有效的部分，確認為其他綜合收益，屬於套期無效的部分，計入當期損益。

如果被套期的預期交易隨後確認為非金融資產或非金融負債，或非金融資產或非金融負債的預期交易形成適用公允價值套期的確定承諾時，則原在其他綜合收益中確認的現金流量套期儲備金額轉出，計入該資產或負債的初始確認金額。其餘現金流量套期在被套期的預期現金流量影響損益的相同期間，如預期銷售發生時，將其他綜合收益中確認的現金流量套期儲備轉出，計入當期損益。

本集團對現金流量套期終止運用套期會計時，如果被套期的未來現金流量預期仍然會發生，則以前計入其他綜合收益的金額不轉出，直至預期交易實際發生或確定承諾履行；如果被套期的未來現金流量預期不再發生的，則累計現金流量套期儲備的金額從其他綜合收益中轉出，計入當期損益。

## Notes to Financial Statements (Continued)

1 January to 30 June 2021

## III. Significant Accounting Policies and Accounting Estimates (Continued)

## 29. Hedge accounting (Continued)

## 29.2 Effective evaluation of hedging

At the inception of a hedge relationship, the Group formally designates and documents the hedge relationship to which the Group wishes to apply hedge accounting, the risk management objective and the risk management strategy. The documentation includes identification of the hedging instrument, the hedged item, the nature of the risk being hedged and how the Group will assess the hedging instrument's effectiveness in offsetting the exposure to changes in the hedged item's fair value or cash flows attributable to the hedged risk. Besides, the Group assesses on an ongoing basis whether such hedging relationships are complying with the hedge effectiveness requirements as at the commencement date and in subsequent periods. The Group recognises that the hedging relationships meet hedge effectiveness requirements when they meet all of the following requirements:

- There is an economic relationship between the hedged item and the hedging instrument.
- The effect of credit risk does not dominate the value changes that result from that economic relationship.
- The hedge ratio of the hedging relationship is the same as that resulting from the quantity of the hedged item that the Group actually hedges and the quantity of the hedging instrument that the Group actually uses to hedge that quantity of hedged item.

## 財務報表附註(續)

2021年1月1日至6月30日止期間

## 三、重要會計政策及會計估計(續)

## 29. 套期會計(續)

## 29.2 套期有效性評估方法

在套期關係開始時，本集團對套期關係進行正式指定，並準備了關於套期關係、風險管理目標和風險管理策略的正式書面文件。該文件載明瞭套期工具、被套期項目、被套期風險的性質，以及本集團對套期有效性評估方法。套期有效性，是指套期工具的公允價值或現金流量變動能夠抵銷被套期風險引起的被套期項目公允價值或現金流量變動的程。此外，本集團在套期開始日及以後期間持續地對套期關係是否符合套期有效性要求進行評估。套期同時滿足下列條件的，本集團認定套期關係符合套期有效性要求：

- 被套期項目和套期工具之間存在經濟關係。
- 被套期項目和套期工具經濟關係產生的價值變動中，信用風險的影響不佔主導地位。
- 套期關係的套期比率，等於本集團實際套期的被套期項目數量與對其進行套期的套期工具實際數量之比。

## Notes to Financial Statements (Continued)

1 January to 30 June 2021

## III. Significant Accounting Policies and Accounting Estimates (Continued)

## 29. Hedge accounting (Continued)

## 29.2 Effective evaluation of hedging (Continued)

If a hedging relationship ceases to meet the hedge effectiveness requirement relating to the hedge ratio but the risk management objective for that designated hedging relationship remains the same, the Group rebalances the hedging relationship and adjusts the quantity of the hedged items or hedging instruments having existed in the hedging relationship to make the hedge ratio conform to the hedge effectiveness requirement again.

If the hedging instrument expires or is sold, terminated or exercised (with the exception of rollover of the hedging strategic component or unfulfilled replacement), if its objective of risk management changes, so that the hedge relationship no longer satisfies the objective of risk management, or if the hedge no longer fulfills the other conditions under the accounting requirement of a hedge, the Group will cease the adoption of such hedge accounting.

## 30. Profit appropriation

Interim and final cash dividends of the Company are recognized as liabilities upon approval by shareholders in general meeting.

## 31. Safety funds

Safety funds provided for as required were included in cost of product or the current profit and loss, and credited in special reserve. And the funds are treated separately depending on whether fixed assets are resulted when being used: funds related to expenditure is offset against special reserve directly while those forming fixed assets will consolidate expenditure incurred and recognized as fixed assets when such assets are ready for their intended use, at the same time offsetting equivalent amounts in the special reserve and recognizing equivalent amounts of accumulated depreciation.

## 財務報表附註(續)

2021年1月1日至6月30日止期間

## 三、重要會計政策及會計估計(續)

## 29. 套期會計(續)

## 29.2 套期有效性評估方法(續)

套期關係由於套期比率的原因而不再符合套期有效性要求，但指定該套期關係的風險管理目標沒有改變的，本集團將進行套期關係再平衡，對已經存在的套期關係中被套期項目或套期工具的數量進行調整，以使套期比率重新符合套期有效性要求。

如果套期工具已到期、被出售、合同終止或已行使(但作為套期策略組成部分的展期或替換除外)，或因風險管理目標發生變化，導致套期關係不再滿足風險管理目標，或者該套期不再滿足套期會計方法的其他條件時，本集團終止運用套期會計。

## 30. 利潤分配

本公司的中期及年度現金股利，於股東大會批准後確認為負債。

## 31. 安全生產費

按照規定提取的安全生產費，計入相關產品的成本或當期損益，同時計入專項儲備；使用時區分是否形成固定資產分別進行處理：屬於費用性支出的，直接沖減專項儲備；形成固定資產的，歸集所發生的支出，於達到預定可使用狀態時確認固定資產，同時沖減等值專項儲備並確認等值累計折舊。

## Notes to Financial Statements (Continued)

1 January to 30 June 2021

**III. Significant Accounting Policies and Accounting Estimates (Continued)****32. Segment reporting**

The Group identifies operating segments based on the internal organization structure, managerial requirements and internal reporting system, identifies reportable segments based on operating segments and discloses segment information by operating segment.

An operating segment is a component of the Group that meets all the following conditions:

- (1) it engages in business activities from which it may earn revenues and incur expenses;
- (2) its operating results are regularly reviewed by the Company's management to make decisions about resources to be allocated to the segment and assess its performance;
- (3) the Group is able to obtain relevant accounting information such as its financial position, operating results and cash flows of such segment.

If two or more segments have similar economic characteristics and meet certain conditions, then they can be aggregated into a single operating segment.

**33. Significant accounting judgments and estimates**

The preparation of the financial statements requires management to make judgments, estimates and assumptions that will affect the reported amounts and disclosure of revenue, expenses, assets and liabilities, and the disclosure of contingent liabilities at the balance sheet date. However, uncertainty about these estimates and assumptions could result in outcomes that could require a material adjustment to the carrying amounts of the assets or liabilities affected in the future.

## 財務報表附註(續)

2021年1月1日至6月30日止期間

**三、重要會計政策及會計估計(續)****32. 分部報告**

本集團以內部組織結構、管理要求、內部報告制度為依據確定經營分部，以經營分部為基礎確定報告分部並披露分部信息。

經營分部是指本集團內同時滿足下列條件的組成部分：

- (1) 該組成部分能夠在日常活動中產生收入、發生費用；
- (2) 本公司管理層能夠定期評價該組成部分的經營成果，以決定向其配置資源、評價其業績；
- (3) 本集團能夠取得該組成部分的財務狀況、經營成果和現金流量等有關會計信息。

兩個或多個經營分部具有相似的經濟特徵，並且滿足一定條件的，則可合併為一個經營分部。

**33. 重大會計判斷和估計**

編製財務報表要求管理層作出判斷、估計和假設，這些判斷、估計和假設會影響收入、費用、資產和負債的列報金額及其披露，以及資產負債表日或有負債的披露。這些假設和估計的不確定性所導致的結果可能造成對未來受影響的資產或負債的賬面金額進行重大調整。

## Notes to Financial Statements (Continued)

1 January to 30 June 2021

## III. Significant Accounting Policies and Accounting Estimates (Continued)

## 33. Significant accounting judgments and estimates (Continued)

## 33.1 Judgments

In the process of applying the Group's accounting policies, management has made the following judgments which have significant effect on the amounts recognized in the financial statements.

*Confirmation of functional currency*

Since the Company owns a number of overseas subsidiaries, associates and branch organizations, when recognizing its functional currency, multiple factors are taken into consideration to recognize the major economic environment of their operating locations. Under circumstances with multiple factors and no obvious functional currency, the Group uses judgment to confirm its functional currency. Such judgment is the best to reflect economic influence of the underlying transactions, events and environment.

*Sale and leaseback sub-leases*

Leasing of forklift trucks is the principal business of KION GROUP AG ("KION"), which includes 3 categories: direct leasing, sale and leaseback sub-leases and indirect leasing. To fund leases, industrial forklift trucks are generally sold by KION and its subsidiaries ("KION Group") to finance partners. The industrial forklift trucks are then leased back to companies under KION Group (head leases), which sub-lease them to external end customers (described below as "sale and leaseback sub-leases"). These head leases generally have a term of four to five years. Taking into account the fact that the finance partners can only lease the industrial forklift trucks to KION Group, at rental rate determined based on transfer income plus an agreed rate of return, and the leased assets are to be owned by KION Group upon expiry of the term of the head leases, the management of the Group considers that under the sale and leaseback sub-leases arrangements, the control over the respective leased assets incidental to the head leases are retained by KION Group, the asset transfer is not considered as a sale. As such, the Group continues to recognize the transferred assets and at the same time recognizes a financial liability that corresponds to the amount of the transfer income.

## 財務報表附註(續)

2021年1月1日至6月30日止期間

## 三、重要會計政策及會計估計(續)

## 33. 重大會計判斷和估計(續)

## 33.1 判斷

在應用本集團的會計政策的過程中，管理層作出了以下對財務報表所確認的金額具有重大影響的判斷。

*記賬本位幣的確定*

本公司在境外擁有多家子公司、聯營企業及分支機構，在確定其記賬本位幣時，考慮多個因素確定其經營所處的主要經濟環境。在多個因素混合在一起，記賬本位幣不明顯的情況下，本集團運用判斷以確定其記賬本位幣，該判斷最能反映基礎交易、事項和環境的經濟影響。

*售後租回再轉租安排*

叉車租賃業務為KION GROUP AG(以下簡稱「KION」)的主要業務，主要有三類：直接租賃、售後租回再轉租和間接租賃。為滿足融資需求，KION及其子公司(以下簡稱「KION集團」)將工業叉車銷售給金融合作夥伴，然後由KION集團內的公司租回(首次租賃)，再轉租給外部最終用戶(以下稱為「售後租回再轉租」)，首次租賃的租賃期通常為4到5年。考慮到金融合作夥伴僅能將工業叉車出租給KION集團，租金按轉讓收入加約定的回報率商定，且首次租賃期屆滿之時租賃資產歸KION集團所有，本集團管理層認為售後租回再轉租安排下首次租賃對應租賃資產的控制權仍然由KION集團保留，該資產轉讓不屬於銷售。因此，本集團繼續確認被轉讓資產，同時確認一項與轉讓收入等額的金融負債。

## Notes to Financial Statements (Continued)

1 January to 30 June 2021

## III. Significant Accounting Policies and Accounting Estimates (Continued)

## 33. Significant accounting judgments and estimates (Continued)

## 33.1 Judgments (Continued)

*Indirect leasing arrangement*

KION Group sells industrial forklift trucks to finance partners, who then lease them to external end customers (abbreviated below as "indirect leasing"). Taking into account the contract terms and historical commercial practice, KION Group repurchases from finance partners the transferred industrial forklift trucks at agreed prices or market prices when the term of indirect leasing expires, the management of the Group considers that KION Group still maintain control over the corresponding leased-out assets, and asset transfer under the indirect leasing arrangement is not considered a sale. As such, the Group continues to recognize the transferred assets, and the present value of the Group's obligations to repurchase is recognized as a liability. The difference between the transfer income and such liability is accounted for in accordance with Accounting Standards for Business Enterprises No. 21 – Leases.

Method of ascertaining of performance progress for contracts (only applicable to situations where control is transferred within a period of time)

The input method is adopted by the Group to ascertain the progress of performance of contracts. In ascertaining performance progress, products for which control is not yet transferred to customers are deducted. Specifically, the performance costs actually incurred on a cumulative basis as a percentage of estimated total costs is used to ascertain progress of performance. Performance costs actually incurred on a cumulative basis include direct and indirect costs incurred by the Group in the course of fulfilling its performance obligations, but does not include costs that are not proportional to the performance progress of the Group, such as costs of products or materials not yet installed, used or consumed. The Group considers that contract prices are ascertained on the basis of performance costs, and the adjusted costs actually incurred as a percentage of expected total costs can essentially reflect truly the performance progress of the Group.

## 財務報表附註(續)

2021年1月1日至6月30日止期間

## 三、重要會計政策及會計估計(續)

## 33. 重大會計判斷和估計(續)

## 33.1 判斷(續)

*間接租賃安排*

KION集團將工業叉車銷售給金融合作夥伴，再由金融合作夥伴租賃給外部最終客戶(以下簡稱「間接租賃」)。考慮到合同條款及過往的商業慣例，KION集團在間接租賃的租賃期屆滿之時均會以約定價格或市場價格向金融合作夥伴回購被轉讓的工業叉車，本集團管理層認為KION集團仍保留相應租出資產的控制權，間接租賃安排下的資產轉讓不屬於銷售。因此，本集團繼續確認被轉讓資產，對於本集團承擔的回購義務的現值確認一項負債，轉讓收入與該負債之間的差額按照《企業會計準則第21號－租賃》進行會計處理。

合同履約進度的確定方法(僅適用於控制權在某一時段內轉移的情形)

本集團按照投入法確定合同的履約進度，在確定履約進度時，扣除那些控制權尚未轉移給客戶的商品。具體而言，本集團按照累計實際發生的履約成本佔預計總成本的比例確定履約進度，累計實際發生的履約成本包括本集團為履行履約義務所發生的直接和間接成本，但不包括與本集團履行履約進度不成比例的成本(如尚未安裝、使用或消耗的商品或材料成本等)。本集團認為，合同價款以履約成本為基礎確定，實際發生的經調整成本佔預計總成本的比例基本能夠如實反映本集團的履約進度。



## Notes to Financial Statements (Continued)

1 January to 30 June 2021

## III. Significant Accounting Policies and Accounting Estimates (Continued)

## 33. Significant accounting judgments and estimates (Continued)

## 33.1 Judgments (Continued)

*Indirect leasing arrangement (Continued)*

As the period of validity of such contracts is relatively long and may span over a number of accounting periods, the Group shall review and revise budget as the duration of the contracts continues, and adjust the amount of recognized revenue accordingly.

*Business model*

The classification of financial assets at initial recognition depends on the business model of the Group's management of financial assets. In judging the business model, the Group considers corporate appraisal, methods of reporting the results of financial assets to key management members, risks affecting the results of financial assets and its management, as well as the methods of remunerating relevant business managers and so forth. In assessing whether the objective is to collect contractual cash flows, the Group needs to analyze and judge the reasons for disposing of the financial assets before maturity, time, frequency and value of the financial assets and so forth.

*Contractual cash flow characteristics*

The classification of financial assets at initial recognition depends on the contractual cash flow characteristics of the financial assets. When it is necessary to judge whether the contractual cash flow is only the payment of the principal and the interest based on the outstanding principal, including the assessment of the correction of the time value of money, it is necessary to judge whether there is a significant difference compared with the benchmark cash flow. For financial assets with early repayment features, it is necessary to judge whether the fair value of the early repayment features is minimal.

## 財務報表附註(續)

2021年1月1日至6月30日止期間

## 三、重要會計政策及會計估計(續)

## 33. 重大會計判斷和估計(續)

## 33.1 判斷(續)

*間接租賃安排(續)*

鑒於該等合同存續期間較長，可能跨越幾個會計期間，本集團會隨著合同的推進覆核並修訂預算，相應調整收入確認金額。

*業務模式*

金融資產於初始確認時的分類取決於本集團管理金融資產的業務模式，在判斷業務模式時，本集團考慮包括本集團評價和向關鍵管理人員報告金融資產業績的方式、影響金融資產業績的風險及其管理方式以及相關業務管理人員獲得報酬的方式等。在評估是否以收取合同現金流量為目標時，本集團需要對金融資產到期日前的出售原因、時間、頻率和價值等進行分析判斷。

*合同現金流量特徵*

金融資產於初始確認時的分類取決於金融資產的合同現金流量特徵，需要判斷合同現金流量是否僅為對本金和以未償付本金為基礎的利息的支付時，包含對貨幣時間價值的修正進行評估時，需要判斷與基準現金流量相比是否具有顯著差異、對包含提前還款特徵的金融資產，需要判斷提前還款特徵的公允價值是否非常小等。

## Notes to Financial Statements (Continued)

1 January to 30 June 2021

## III. Significant Accounting Policies and Accounting Estimates (Continued)

## 33. Significant accounting judgments and estimates (Continued)

## 33.2 Estimation uncertainty

The key assumptions concerning the future and other key sources of estimation uncertainty at the balance sheet date, that have a significant risk of causing a material adjustment to the carrying amounts of assets and liabilities within the future accounting periods, are discussed below.

*Impairment of accounts receivable and contract assets*

The Group uses the expected credit loss model to assess the impairment of accounts receivable and contract assets. The application of the expected credit loss model requires significant judgments and estimations, and all reasonable and evidenced information, including forward-looking information, should be considered. In making such judgments and estimations, the Group infers the expected changes in the debtor's credit risk based on the historical repayment data in combination with economic policies, macroeconomic indicators, and industry risks.

Provision for losses in respect of accounts receivable and contract assets is measured at the amount of the lifetime expected credit losses. Regarding the accounts receivable and contract assets for which impairment matrix is applied (on a group basis) to determine credit losses, the Group relies on common risk profiles to classify them into different groups. Such common risk profiles include ages, overdue ages, credit risk rating and so forth. Regarding receivables and contract assets which are individually significant or are individually insignificant but have special credit risks, impairment testing is conducted individually.

## 財務報表附註(續)

2021年1月1日至6月30日止期間

## 三、重要會計政策及會計估計(續)

## 33. 重大會計判斷和估計(續)

## 33.2 估計的不確定性

以下為於資產負債表日有關未來的關鍵假設以及估計不確定性的其他關鍵來源，可能會導致未來會計期間資產和負債賬面金額重大調整。

*應收賬款及合同資產減值*

本集團採用預期信用損失模型對應收賬款及合同資產的減值進行評估，應用預期信用損失模型需要做出重大判斷和估計，需考慮所有合理且有依據的信息，包括前瞻性信息。在做出該等判斷和估計時，本集團根據歷史還款數據結合經濟政策、宏觀經濟指標、行業風險等因素推斷債務人信用風險的預期變動。

本集團按照相當於整個存續期內預期信用損失的金額計量應收賬款和合同資產的損失準備。對於在組合基礎上採用減值矩陣確定信用損失的應收賬款和合同資產，本集團以共同風險特徵為依據，將其分為不同組別，所採用的共同信用風險特徵包括：賬齡、逾期賬齡、信用風險評級等。對於單項金額重大以及單項金額不重大但具有特別信用風險的應收賬款和合同資產，本集團單獨進行減值測試。

## Notes to Financial Statements (Continued)

1 January to 30 June 2021

## III. Significant Accounting Policies and Accounting Estimates (Continued)

## 33. Significant accounting judgments and estimates (Continued)

## 33.2 Estimation uncertainty (Continued)

*Impairment of accounts receivable and contract assets (Continued)*

Where the result of re-estimation is different from the existing estimation, the difference will affect the profit of the period of changes in estimates and the carrying amount of the accounts receivable and contract assets.

*Impairment of non-current assets other than financial assets (other than goodwill and trademark rights with indefinite useful life)*

At the balance sheet date, the Company makes its judgment as to whether there is any evidence indicating potential impairment of non-current assets other than financial assets. Intangible assets with indefinite useful life shall be tested for impairment when there is any indication of impairment in addition to the annual impairment testing. Other non-current assets other than financial assets shall be tested for impairment if there is any evidence indicating that their carrying amount cannot be recovered. When the carrying amount of an asset or asset groups is higher than the recoverable amount, which is the higher of the net amount of its fair value less costs of disposal and the present value of the future cash flows expected to be derived from the asset, it indicates impairment. The net amount of the fair value less costs of disposal is determined by making reference to the price in a sale agreement in an arm's length transaction or the observable market price less the incremental costs directly attributable to such assets disposal. In projecting the present value of future cashflow, the management is required to estimate the projected future cashflow of the asset or asset group and select an appropriate discount rate for determining the present value of future cashflow.

## 財務報表附註(續)

2021年1月1日至6月30日止期間

## 三、重要會計政策及會計估計(續)

## 33. 重大會計判斷和估計(續)

## 33.2 估計的不確定性(續)

*應收賬款及合同資產減值(續)*

如果重新估計結果與現有估計存在差異，該差異將會影響估計改變期間的利潤和應收賬款與合同資產的賬面價值。

*除金融資產之外的非流動資產減值(除商譽和使用壽命不確定的商標使用權外)*

本集團於資產負債表日對除金融資產之外的非流動資產判斷是否存在可能發生減值的跡象。對使用壽命不確定的無形資產，除每年進行的減值測試外，當其存在減值跡象時，也進行減值測試。其他除金融資產之外的非流動資產，當存在跡象表明其賬面金額不可收回時，進行減值測試。當資產或資產組的賬面價值高於可收回金額，即公允價值減去處置費用後的淨額和預計未來現金流量的現值中的較高者，表明發生了減值。公允價值減去處置費用後的淨額，參考公平交易中類似資產的銷售協議價格或可觀察到的市場價格，減去可直接歸屬於該資產處置的增量成本確定。預計未來現金流量現值時，管理層必須估計該項資產或資產組的預計未來現金流量，並選擇恰當的折現率確定未來現金流量的現值。

## Notes to Financial Statements (Continued)

1 January to 30 June 2021

## III. Significant Accounting Policies and Accounting Estimates (Continued)

## 33. Significant accounting judgments and estimates (Continued)

## 33.2 Estimation uncertainty (Continued)

*Impairment of goodwill and trademarks with indefinite useful life*

The Group determines whether goodwill and trademark rights with indefinite useful life are impaired at least on an annual basis. This requires an estimation of the recoverable amount of the asset group or group of asset groups including the goodwill and trademark rights. Estimating the recoverable amount requires the Group to make an estimate of the expected future cash flows from the asset group or group of asset groups and also to choose a suitable discount rate in order to calculate the present value of those cash flows.

*Defined benefit plans*

The management of the Group recognizes net liabilities under defined benefit plans based on calculating model of the present value of the defined benefit obligations less fair value of the assets under the plan. The present value of defined benefit obligations comprises of various assumptions, including term of benefits and discount rate. Inconsistency between the future events and such assumptions may subject the net liabilities under defined benefit plans on the balance sheet date to material adjustment.

*Fair value*

Certain assets and liabilities of the Group are measured at fair value on the financial statements. The aforesaid measurement is on the basis of some assumptions. Fair value may differ significantly if future events deviate from such assumptions.

## 財務報表附註(續)

2021年1月1日至6月30日止期間

## 三、重要會計政策及會計估計(續)

## 33. 重大會計判斷和估計(續)

## 33.2 估計的不確定性(續)

*商譽及使用壽命不確定商標減值*

本集團至少每年測試商譽和使用壽命不確定的商標使用權是否發生減值。進行測試時必須估算包含商譽及商標使用權的相關資產組或者資產組組合的可收回金額。可收回金額之估算需要本集團估算預期資產組或者資產組組合所產生之未來現金流量及選擇合適折現率以計算該等現金流量之現值。

*設定受益計劃*

本集團的管理層依據模型計算的設定受益義務的現值減計劃資產的公允價值確定設定受益計劃淨負債。設定受益義務的現值計算包含多項假設，包括受益期限及折現率。倘若未來事項與該等假設不符，可能導致對於資產負債表日設定受益計劃淨負債的重大調整。

*公允價值*

本集團某些資產和負債在財務報表中按公允價值計量，上述公允價值評估包含多項假設，倘未來事項與該假設不符，可能導致公允價值的重大調整。

## Notes to Financial Statements (Continued)

1 January to 30 June 2021

## III. Significant Accounting Policies and Accounting Estimates (Continued)

## 33. Significant accounting judgments and estimates (Continued)

## 33.2 Estimation uncertainty (Continued)

*Deferred tax assets*

Deferred tax assets are recognized for all unused deductible temporary differences and deductible losses to the extent that it is probable that taxable profit will be available against which the deductible temporary differences and deductible losses can be utilized. Significant management judgment is required to determine the amount of deferred tax assets that can be recognized, based upon the likely timing and level of future taxable profit together with future tax planning strategies.

*Provision for decline in value of inventories*

Provision for decline in value of inventories is recognized on the basis of the net realizable value of inventories. The management's judgments and estimates are required for determining the net realizable value of inventories on the basis of clear evidence, taking into consideration of purpose of holding the inventories, effect of subsequent events and other factors. The difference between the actual outcome and original estimate will affect the carrying amount of inventories and provision or reversal of decline in value of inventories during the estimated revision period.

*Recognition of accruals and provisions related to quality warranty of products*

The Group estimates the obligation related to quality warranty of guaranteed products based on contractual terms, current knowledge and historical experience. The Group reasonably estimates maintenance fee charge and makes relevant provision based on all relevant data including historical data on and current situation of maintenance, product upgrade and market changes.

## 財務報表附註(續)

2021年1月1日至6月30日止期間

## 三、重要會計政策及會計估計(續)

## 33. 重大會計判斷和估計(續)

## 33.2 估計的不確定性(續)

*遞延所得稅資產*

在很可能有足夠的應納稅所得額用以抵扣可抵扣暫時性差異和可抵扣虧損的限度內，應就所有尚未利用的可抵扣暫時性差異和可抵扣虧損確認遞延所得稅資產。這需要管理層運用大量的判斷來估計未來取得應納稅所得額的時間和金額，結合納稅籌劃策略，以決定應確認的遞延所得稅資產的金額。

*存貨跌價準備*

本集團以存貨的可變現淨值為判斷基礎確認跌價準備。確定存貨的可變現淨值要求管理層在取得確鑿證據，並且考慮持有存貨的目的、資產負債表日後事項的影響等因素的基礎上作出判斷和估計。實際的結果與原先估計的差異將在估計被改變的期間影響存貨的賬面價值及存貨跌價準備的計提或轉回。

*與產品質量保證相關預計負債的確認*

本集團根據合同條款、現有知識及歷史經驗，對保證類產品質量保證相關的義務進行估計。本集團在考慮歷史保修數據、當前保修情況，產品改進、市場變化等全部相關信息後，對保修費率進行合理估計，並計提相應準備。

## Notes to Financial Statements (Continued)

1 January to 30 June 2021

## III. Significant Accounting Policies and Accounting Estimates (Continued)

## 33. Significant accounting judgments and estimates (Continued)

## 33.2 Estimation uncertainty (Continued)

*Estimated useful lives of fixed assets and intangible assets*

The Group reviews the estimated useful lives of fixed assets and intangible assets at least once at the end of the year. Estimated useful lives are determined by the management based on historical experience of similar assets and expected technological advancement. Corresponding adjustment to depreciation and amortization expenses for future periods will be made in case of substantial changes in previous estimates.

*Limitations on the estimation of variable consideration*

In estimating variable consideration, the Group considers all such information as shall be reasonably obtained, including historical data, current data and projected data, thereby estimating the amount of possible consideration and the probability to the extent of such quantities as shall be reasonable. If it is estimated that multiple outcomes are possible for the contracts, the Group estimates the amount of variable consideration based on the expected value approach. If it is estimated that only two outcomes are possible, the variable consideration is arrived at using the most likely outcome method. Variable consideration is included in the transaction price to the extent it is highly probable that there will not be a significant reversal in the amount of cumulative revenue recognized when the uncertainty is resolved. In assessing whether it is highly probable that there will not be a significant reversal in the amount of cumulative revenue recognized when the uncertainty relevant to the variable consideration is resolved, the Group also considers the possibility of reversal of income and the ratio of reversed amount. On each balance sheet date, the Group re-assesses the amount of variable consideration, including re-assessing whether the estimation of variable consideration is limited, to reflect the circumstance as at the end of the reporting period as well as changes during the reporting period.

## 財務報表附註(續)

2021年1月1日至6月30日止期間

## 三、重要會計政策及會計估計(續)

## 33. 重大會計判斷和估計(續)

## 33.2 估計的不確定性(續)

*固定資產及無形資產的預計可使用年限*

本集團至少於每年年度終了，對固定資產及無形資產的預計使用壽命進行覆核。預計使用壽命是管理層基於對同類資產歷史經驗並結合預期技術更新而確定的。當以往的估計發生重大變化時，則相應調整未來期間的折舊及攤銷費用。

*評估可變對價的限制*

本集團對可變對價進行估計時，考慮能夠合理獲得的所有信息，包括歷史信息、當前信息以及預測信息，在合理的數量範圍內估計各種可能發生的對價金額以及概率。估計合同可能產生多個結果時，本集團按照期望值法估計可變對價金額，當合同僅有兩個可能結果時，本集團按照最可能發生金額估計可變對價金額。包含可變對價的交易價格不超過在相關不確定性消除時累計已確認收入極可能不會發生重大轉回的金額。本集團在評估與可變對價相關的不確定性消除時，累計已確認的收入金額是否極可能不會發生重大轉回時，同時考慮收入轉回的可能性及轉回金額的比重。本集團在每一資產負債表日，重新評估可變對價金額，包括重新評估對可變對價的估計是否受到限制，以反映報告期末存在的情況以及報告期內發生的情況變化。

## Notes to Financial Statements (Continued)

1 January to 30 June 2021

## 財務報表附註(續)

2021年1月1日至6月30日止期間

## IV. Taxation

## 1. Major categories of taxes and respective tax rates

Value-added tax (VAT)  
增值稅

- For the Group's PRC subsidiaries, output VAT is calculated by applying 13%, 9% and 6% to the taxable income for normal taxpayers, but the Group may pay it after deducting deductible input VAT for the current period.

本集團境內子公司一般納稅人按應稅收入的13%、9%、6%的稅率計算銷項稅，並按扣除當期允許抵扣的進項稅額後的差額計繳增值稅。

- The basis of computation and applicable rate of VAT primarily applicable to major overseas subsidiaries of the Group are set out below:

本集團境外子公司主要適用的增值稅計稅依據及適用稅率列示如下：

Basis of computation 計稅依據	Applicable country 適用國家	Tax rate 稅率
Amount of taxable added-value 應納稅增值額	Germany 德國	19%

Value-added tax rates applicable in other countries follow the tax laws and regulations in force in the respective countries.

其他國家增值稅稅率遵循當地稅務法律法規確定。

City maintenance and construction tax  
城市維護建設稅

- It is levied at 7% or 5% on the actual turnover taxes paid.  
按實際繳納的流轉稅的7%或5%計繳。

## 四、稅項

## 1. 主要稅種及稅率

## Notes to Financial Statements (Continued)

1 January to 30 June 2021

## 財務報表附註(續)

2021年1月1日至6月30日止期間

## IV. Taxation (Continued)

## 1. Major categories of taxes and respective tax rates (Continued)

Education surcharge  
教育費附加

- It is levied at 3% on the actual turnover taxes paid.  
按實際繳納的流轉稅的3%計繳。

Local education surcharge  
地方教育費附加

- It is levied at 2% on the actual turnover taxes paid.  
按實際繳納的流轉稅的2%計繳。

Corporate income tax  
企業所得稅

- It is levied at 15% or 25% on the taxable profit, except that for overseas subsidiaries, it is levied at the statutory tax rate of the countries or regions in which the subsidiaries operate.  
除海外子公司按其所在國家、地區的法定稅率計繳外，企業所得稅按應納稅所得額的15%或25%計繳。

- The basis of computation and applicable rate of corporate income tax primarily applicable to major overseas subsidiaries of the Group are set out below:  
本集團境外主要子公司主要適用的企業所得稅計稅依據及適用稅率列示如下：

Basis of computation 計稅依據	Applicable country 適用國家	Tax rate 稅率
Amount of taxable income 應納稅所得額	Germany 德國	30.70%
Amount of taxable income 應納稅所得額	United States of America 美國	21.00%

Income tax rates applicable in other countries follow the tax laws and regulations in force in the respective countries.

其他國家所得稅稅率遵循當地稅務法律法規確定。

Certain overseas subsidiaries enjoy tax benefits pursuant to the local tax policies.

某些境外子公司按照當地稅收政策享受稅收優惠。

## 四、稅項(續)

## 1. 主要稅種及稅率(續)



## Notes to Financial Statements (Continued)

1 January to 30 June 2021

## IV. Taxation (Continued)

## 2. Tax benefits

Preferential corporate income tax for the Company

The Company was recognized as a high-tech enterprise on 27 November 2008. The Company continued to be recognized as a high-tech enterprise in 2020 and is therefore entitled to enjoy a preferential income tax rate of 15% from 2020 to 2022.

Preferential corporate income tax for the domestic subsidiaries of the Company

Shaanxi Hande Axle Co., Ltd., Hande Axle (Zhuzhou) Gear Co., Ltd., Xi'an Fast Auto Drive Co., Ltd., Weichai Torch Technology Co., Ltd. (濰柴火炬科技股份有限公司), and Tsintel Technology Co., Ltd. ("Tsintel Technology") were recognized as high-tech enterprises in 2018 and are therefore entitled to enjoy a preferential income tax rate of 15% from 2018 to 2020. The Group expected that the abovementioned companies will continue to enjoy a 15% preferential tax rate for corporate income tax in 2021. Weichai Power (Weifang) Reproduction Company Limited was recognized as high-tech enterprises in 2019 and are therefore entitled to enjoy a preferential income tax rate of 15% from 2019 to 2021.

Shaanxi Heavy-duty Motor Co., Ltd., Shaanxi Huainan Special Purpose Vehicle Co., Ltd., Zhuzhou Gear Co., Ltd., Shaanxi Fast Gear Co., Ltd., Baoji Fast Gear Co., Ltd., Zhuzhou Torch Machinery Manufacturing Co., Ltd., Weichai Power Yangzhou Diesel Engine Co., Ltd., Weichai Power Freshen Air Technology Co., Ltd., Baudouin (Weifang) Power Co., Ltd., Shengrui Transmission Corporation Limited ("Shengrui Transmission") and Linde Hydraulics (China) Co., Ltd. were recognized as hightech enterprises in 2020 and are therefore entitled to enjoy a preferential income tax rate of 15% from 2020 to 2022.

## 財務報表附註(續)

2021年1月1日至6月30日止期間

## 四、稅項(續)

## 2. 稅收優惠

本公司企業所得稅優惠

本公司於2008年11月27日被認定為高新技術企業，2020年本公司繼續通過高新技術企業認定，自2020年至2022年享受15%的所得稅優惠稅率。

本公司境內子公司企業所得稅優惠

陝西漢德車橋有限公司、漢德車橋(株洲)齒輪有限公司、西安法士特汽車傳動有限公司、濰柴火炬科技股份有限公司和清智汽車科技(蘇州)有限公司(以下簡稱「清智科技」)於2018年通過高新技術企業認定，自2018年至2020年享受15%所得稅優惠稅率。本集團預計上述公司於2021年仍可減按15%的優惠稅率繳納企業所得稅。濰柴動力(濰坊)再製造有限公司於2019年通過高新技術企業認定，自2019年至2021年享受15%所得稅優惠稅率。

陝西重型汽車有限公司、陝汽淮南專用汽車有限公司、株洲齒輪有限責任公司、陝西法士特齒輪有限責任公司、寶雞法士特齒輪有限責任公司、株洲湘火炬機械製造有限責任公司、濰柴動力揚州柴油機有限責任公司、濰柴動力空氣淨化科技有限公司、博杜安(濰坊)動力有限公司、盛瑞傳動股份有限公司(以下簡稱「盛瑞傳動」)和林德液壓(中國)有限公司於2020年通過高新技術企業認定，自2020年至2022年享受15%所得稅優惠稅率。

## Notes to Financial Statements (Continued)

1 January to 30 June 2021

## IV. Taxation (Continued)

## 2. Tax benefits (Continued)

Preferential corporate income tax for the domestic subsidiaries of the Company (Continued)

Pursuant to the requirement of Cai Shui [2019] No. 13, Shaanxi Fast Automotive Components Import and Export Company Limited, Weichai Digital Technology Co., Ltd., Weichai (Weifang) Venture Capital Co., Ltd. (濰柴(濰坊)創業投資有限公司) and Weifang Internal Combustion Engine Quality Inspection Center Company Limited (濰坊內燃機質量檢驗中心有限公司) may apply the inclusive tax deduction and exemption policies for small enterprises and are subject to corporate income tax at the reduced rate of 20% based on their taxable income which is taken as 25% of their income. In 2021, pursuant to the Notice of the Ministry of Finance and the State Administration of Taxation No. 12 [2021], the aforesaid companies enjoyed a further reduction of 50% enterprise income tax on the basis of the preferential policies specified in Article 2 of Cai Shui [2019] No. 13

Pursuant to the requirement of the Notice of the Continuation of the Enterprise Income Tax for Implementation of Exploration and Development of Western Region promulgated by MOF, State Administration of Taxation and National Development and Reform Commission No. 23 [2020], dated 23 April 2020, the following companies have implemented preferential tax policy of 15% for the Western Development:

Shaanxi Heavy-duty Motor Co., Ltd., Shaanxi Hande Axle Co., Ltd., Shaanxi Jinding Casting Co., Ltd., Shaanxi Automobile Xinjiang Motor Co., Ltd, Shaanxi Fast Gear Co., Ltd., Xi'an Fast Auto Drive Co., Ltd., Baoji Fast Gear Co., Ltd., Fast Eaton (Xi'an) Power Transmission System Co., Ltd. and Fast Eaton (Baoji) Light Transmission Co., Ltd.

## 財務報表附註(續)

2021年1月1日至6月30日止期間

## 四、稅項(續)

## 2. 稅收優惠(續)

本公司境內子公司企業所得稅優惠(續)

根據財稅[2019]13號的規定，陝西法士特汽車零部件進出口有限公司、濰柴數字科技有限公司、濰柴(濰坊)創業投資有限公司和濰坊內燃機質量檢驗中心有限公司符合適用小微企業普惠性稅收減免政策，其所得減按25%計入應納稅所得額，按20%的稅率繳納企業所得稅。於2021年度，上述公司根據財政部稅務總局公告2021年第12號規定，在財稅[2019]13號第二條規定的優惠政策基礎上，再減半徵收企業所得稅。

根據財政部、國家稅務總局、國家發展改革委2020年4月23日財政部公告2020年第23號文《關於延續西部大開發企業所得稅政策的公告》的規定，下列公司享受西部大開發15%的稅收優惠政策：

陝西重型汽車有限公司、陝西漢德車橋有限公司、陝西金鼎鑄造有限公司、陝汽新疆汽車有限公司、陝西法士特齒輪有限責任公司、西安法士特汽車傳動有限責任公司、寶雞法士特齒輪有限責任公司、法士特伊頓(西安)動力傳動系統有限責任公司和法士特伊頓(寶雞)輕型變速器有限責任公司。

## Notes to Financial Statements (Continued)

1 January to 30 June 2021

## IV. Taxation (Continued)

## 2. Tax benefits (Continued)

Preferential corporate income tax for the domestic subsidiaries of the Company (Continued)

Pursuant to the requirement of the Announcement concerning the Cancellation of 22 Matters of Approvals About Non-administrative Permissions to be Sought for Taxation Issues numbered 58 of 2015 issued by the State Administration of Taxation on 18 August 2015, for those companies entitled to the preferential tax treatment at 15% under the western development strategy of China, only filing is required instead of approval.

## V. Notes to Key Items of Consolidated Financial Statements

## 1. Cash and cash equivalents

## 財務報表附註(續)

2021年1月1日至6月30日止期間

## 四、稅項(續)

## 2. 稅收優惠(續)

本公司境內子公司企業所得稅優惠(續)

根據2015年8月18日國家稅務總局公告2015年第58號文《關於公佈已取消的22項稅務非行政許可審批事項的公告》的規定，享受西部大開發15%的稅收優惠政策的公司不需要審批只需備查。

## 五、合併財務報表主要項目註釋

## 1. 貨幣資金

Item 項目		<i>RMB</i> 人民幣元	
		30 June 2021 2021年6月30日	31 December 2020 2020年12月31日
Cash at bank	庫存現金	2,842,994.69	2,870,023.35
Bank deposits	銀行存款	66,103,541,327.31	52,640,456,229.62
Other cash and cash equivalents	其他貨幣資金	11,287,059,677.19	9,572,785,256.28
<b>Total</b>	<b>合計</b>	<b>77,393,443,999.19</b>	<b>62,216,111,509.25</b>
Incl: total amount deposited overseas	其中：存放在境外的款項總額	2,988,066,059.55	3,170,314,512.10
Amount restricted for use due to security or pledge	因抵押、質押等對使用有限制的款項總額	11,159,208,187.45	9,482,058,818.01

Interest income earned on bank current deposits is calculated by using current deposit interest rate of the bank. The deposit periods for fixed deposits vary from 1 day to 3 years and may be withdrawn in advance depending on the cash requirements of the Group, and earn interest income at respective deposit interest rates of the bank.

銀行活期存款按照銀行活期存款利率取得利息收入。定期存款的存款期自1天至3年不等，可依本集團的現金需求而提前支取，並按照相應的銀行存款利率取得利息收入。

## Notes to Financial Statements (Continued)

1 January to 30 June 2021

## 財務報表附註(續)

2021年1月1日至6月30日止期間

## V. Notes to Key Items of Consolidated Financial Statements (Continued)

## 2. Financial assets held for trading

## 五、合併財務報表主要項目註釋(續)

## 2. 交易性金融資產

		<i>RMB</i>	
		人民幣元	
Item		30 June 2021	31 December 2020
項目		2021年6月30日	2020年12月31日
Classified as financial assets at fair value through profit or loss	分類為以公允價值計量且其變動計入當期損益的金融資產		
Incl.: Other debt instrument	其中：其他債務工具	162,578,502.40	173,484,450.00
Forward foreign exchange contracts	遠期外匯合約	70,786,933.11	120,607,725.00
Structured deposits	結構性存款	4,571,481,615.31	5,445,401,397.27
Contingent consideration of business combination	企業合併或有對價	112,904,277.02	112,904,277.02
Total	合計	4,917,751,327.84	5,852,397,849.29

As at 30 June 2021, structured deposits of the Group with title restrictions amounted to RMB916,456,438.36 (31 December 2020: RMB501,702,083.33), please refer to Note V.67.

於2021年6月30日，本集團所有權受到限制的結構性存款的賬面價值為人民幣916,456,438.36元（2020年12月31日：人民幣501,702,083.33元），詳見附註五、67。

## 3. Notes receivable

Classification of notes receivable

## 3. 應收票據

應收票據分類

		<i>RMB</i>	
		人民幣元	
Item		30 June 2021	31 December 2020
項目		2021年6月30日	2020年12月31日
Bank acceptance bills	銀行承兌匯票	23,260,785,217.52	19,187,372,264.36
Commercial acceptance bills	商業承兌票據	85,472,099.92	109,119,348.62
Total	合計	23,346,257,317.44	19,296,491,612.98

## Notes to Financial Statements (Continued)

1 January to 30 June 2021

## 財務報表附註(續)

2021年1月1日至6月30日止期間

## V. Notes to Key Items of Consolidated Financial Statements (Continued)

## 五、合併財務報表主要項目註釋(續)

## 3. Notes receivable (Continued)

## 3. 應收票據(續)

Notes receivable pledged by the Group as at period end

期末本集團已質押的應收票據

		<i>RMB</i>	
		人民幣元	
Item		30 June 2021	31 December 2020
項目		2021年6月30日	2020年12月31日
Bank acceptance bills	銀行承兌匯票	12,069,034,579.16	10,674,221,892.99
Commercial acceptance bills	商業承兌票據	85,472,099.92	29,286,642.01
Total	合計	12,154,506,679.08	10,703,508,535.00

Notes receivable endorsed or discounted as at period end and not yet expired as at the balance sheet date

期末本集團已背書或貼現且在資產負債表日尚未到期的應收票據

		<i>RMB</i>	
		人民幣元	
		30 June 2021	
		2021年6月30日	
		Derecognized	Not derecognized
		終止確認	未終止確認
Bank acceptance bills	銀行承兌匯票	2,952,062,619.68	-

As at 30 June 2021, the Group had not transferred any notes into accounts receivable due to issuers' failure in performance (31 December 2020: Nil).

於2021年6月30日，本集團無因出票人無力履約而將票據轉為應收賬款的票據(2020年12月31日：無)。

As the Group considered that the credit rating of the bank acceptance bills was relatively high and the credit quality of acceptors of all commercial acceptance bills held by it was good, there was no significant credit risk. Therefore, no provision for losses was made.

本集團認為所持有的銀行承兌匯票的承兌銀行信用評級較高，所持有的商業承兌匯票的承兌人信用狀況良好，不存在重大的信用風險，因此未計提損失準備。

## Notes to Financial Statements (Continued)

1 January to 30 June 2021

## V. Notes to Key Items of Consolidated Financial Statements (Continued)

## 4. Accounts receivable

The Group trades with its customers primarily on credit terms, and generally requires prepayments or cash on delivery for new customers. Credit period for credit customers is generally one to twelve months. Accounts receivable is non-interest bearing.

An aging analysis of accounts receivable based on invoice dates is presented as follows:

Age		<i>RMB</i>	
賬齡		人民幣元	
		30 June 2021	31 December 2020
		2021年6月30日	2020年12月31日
Within 1 year	1年以內	21,457,534,731.44	14,839,830,771.42
1 to 2 years	1至2年	739,805,086.64	1,444,600,946.65
2 to 3 years	2至3年	855,432,405.84	205,578,596.71
Over 3 years	3年以上	1,113,399,404.76	1,075,242,691.44
Gross carrying amount	賬面餘額	24,166,171,628.68	17,565,253,006.22
Less: Provision for credit loss	減：信用損失準備	2,263,627,817.08	2,143,374,394.89
Carrying amount	賬面價值	21,902,543,811.60	15,421,878,611.33

## 財務報表附註(續)

2021年1月1日至6月30日止期間

## 五、合併財務報表主要項目註釋(續)

## 4. 應收賬款

本集團與客戶間的貿易條款以信用交易為主，且一般要求新客戶預付款或採取貨到付款方式進行，除銷客戶的信用期通常為1至12個月。應收賬款並不計息。

應收賬款根據開票日期的賬齡分析如下：

## Notes to Financial Statements (Continued)

1 January to 30 June 2021

## 財務報表附註(續)

2021年1月1日至6月30日止期間

## V. Notes to Key Items of Consolidated Financial Statements (Continued)

## 4. Accounts receivable (Continued)

Disclosure by category of provision for credit losses:

RMB  
人民幣元

Item		30 June 2021				Gross carrying amount
		Gross carrying amount	Proportion (%)	Provision for credit losses	Percentage (%)	
項目		賬面餘額	比例 (%)	信用損失準備	計提比例 (%)	賬面價值
Items assessed for expected credit losses individually	單項評估預期信用損失	3,023,145,770.16	12.51	1,556,615,529.27	51.49	1,466,530,240.89
Items assessed for expected credit losses by group with distinctive credit risk characteristics	按信用風險特徵組合評估預期信用損失	21,143,025,858.52	87.49	707,012,287.81	3.34	20,436,013,570.71
Total	合計	24,166,171,628.68	100.00	2,263,627,817.08	9.37	21,902,543,811.60

RMB  
人民幣元

Item		31 December 2020				Gross carrying amount
		Gross carrying amount	Proportion (%)	Provision for credit losses	Percentage (%)	
項目		賬面餘額	比例 (%)	信用損失準備	計提比例 (%)	賬面價值
Items assessed for expected credit losses individually	單項評估預期信用損失	3,050,636,605.02	17.37	1,497,880,782.50	49.10	1,552,755,822.52
Items assessed for expected credit losses by group with distinctive credit risk characteristics	按信用風險特徵組合評估預期信用損失	14,514,616,401.20	82.63	645,493,612.39	4.45	13,869,122,788.81
Total	合計	17,565,253,006.22	100.00	2,143,374,394.89	12.20	15,421,878,611.33

## 五、合併財務報表主要項目註釋(續)

## 4. 應收賬款(續)

按信用損失計提方法分類披露：

## Notes to Financial Statements (Continued)

1 January to 30 June 2021

## 財務報表附註(續)

2021年1月1日至6月30日止期間

## V. Notes to Key Items of Consolidated Financial Statements (Continued)

## 4. Accounts receivable (Continued)

As at 30 June 2021, the Group's accounts receivable assessed for expected credit losses individually are presented as follows:

## 五、合併財務報表主要項目註釋(續)

## 4. 應收賬款(續)

於2021年6月30日，本集團單項評估預期信用損失的應收賬款情況如下：

RMB

人民幣元

Customers	Gross carrying amount	Provision for credit losses	Percentage (%)	Reasons
客戶	賬面餘額	信用損失準備	計提比例 (%)	計提理由
Customer 1 客戶1	797,843,467.74	478,983,700.00	60.03	Bad repayment ability 償債能力差
Customer 2 客戶2	109,207,518.83	109,207,518.83	100.00	Long credit age 長賬齡
Customer 3 客戶3	75,871,191.17	75,871,191.17	100.00	Bad repayment ability 償債能力差
Customer 4 客戶4	72,904,639.10	43,742,783.46	60.00	Bad repayment ability 償債能力差
Customer 5 客戶5	61,493,300.24	61,493,300.24	100.00	Long credit age 長賬齡
Customer 6 客戶6	56,927,140.00	56,927,140.00	100.00	Long credit age 長賬齡
Customer 7 客戶7	49,159,575.31	49,159,575.31	100.00	Bad repayment ability 償債能力差
Customer 8 客戶8	41,456,048.62	41,456,048.62	100.00	Long credit age 長賬齡
Customer 9 客戶9	40,516,068.59	40,516,068.59	100.00	Bad repayment ability 償債能力差
Customer 10 客戶10	37,449,568.86	37,449,568.86	100.00	Liquidation 破產清算中
Others 其他	1,680,317,251.70	561,808,634.19	—	Long credit age, etc. 長賬齡等
Total 合計	3,023,145,770.16	1,556,615,529.27	—	—



## Notes to Financial Statements (Continued)

1 January to 30 June 2021

## 財務報表附註(續)

2021年1月1日至6月30日止期間

## V. Notes to Key Items of Consolidated Financial Statements (Continued)

## 4. Accounts receivable (Continued)

As at 30 June 2021, the Group's accounts receivable for which credit losses are provided for using impairment matrix based on aging analysis are presented as follows:

## 五、合併財務報表主要項目註釋(續)

## 4. 應收賬款(續)

於2021年6月30日，本集團基於賬齡採用減值矩陣計提信用損失準備的應收賬款情況如下：

RMB  
人民幣元

Age	30 June 2021			
	Carrying amount estimated to be in default	Lifetime expected credit loss	Expected credit loss rate (%)	
賬齡	估計發生違約的賬面餘額	整個存續期預期信用損失	預期信用損失率(%)	
Within 1 year	1年以內	9,542,329,459.14	214,065,198.12	2.24
1 to 2 years	1至2年	208,073,561.28	36,361,434.57	17.48
2 to 3 years	2至3年	72,983,418.92	22,042,496.77	30.20
3 to 4 years	3至4年	34,774,537.21	19,118,662.92	54.98
4 to 5 years	4至5年	50,559,138.72	46,626,103.17	92.22
Over 5 years	5年以上	298,763,530.63	298,763,530.63	100.00
Total	合計	10,207,483,645.90	636,977,426.18	6.24

## Notes to Financial Statements (Continued)

1 January to 30 June 2021

## 財務報表附註(續)

2021年1月1日至6月30日止期間

## V. Notes to Key Items of Consolidated Financial Statements (Continued)

## 4. Accounts receivable (Continued)

As at 30 June 2021, the Group's accounts receivable for which credit losses are provided for using overdue ages as credit risk characteristics are presented as follows:

RMB  
人民幣元

Overdue ages 逾期賬齡		30 June 2021 2021年6月30日		
		Carrying amount estimated to be in default 估計發生違約 的賬面餘額	Lifetime expected credit loss 整個存續期 預期信用損失	Expected credit loss rate (%) 預期信用 損失率(%)
Not yet overdue or overdue for less than 90 days	未逾期或逾期小於 90天	8,944,123,001.57	36,656,271.02	0.41
Overdue for more than 90 days but less than 180 days	逾期大於90天且 小於180天	228,801,559.71	4,486,616.81	1.96
Overdue for more than 180 days	逾期大於180天	296,188,320.45	8,973,233.61	3.03
Total	合計	9,469,112,881.73	50,116,121.44	0.53

As at 30 June 2021, provisions for credit losses for the Group's accounts receivable with good credit history are presented as follows:

於2021年6月30日，本集團信用記錄優質的應收款項組合計提信用損失準備的情況如下：

RMB  
人民幣元

Item 項目		30 June 2021 2021年6月30日		
		Carrying amount estimated to be in default 估計發生違約 的賬面餘額	Lifetime expected credit loss 整個存續期 預期信用損失	Expected credit loss rate (%) 預期信用 損失率(%)
Accounts receivable with good credit history	信用記錄優質的 應收款項組合	1,466,429,330.89	19,918,740.19	1.36

## Notes to Financial Statements (Continued)

1 January to 30 June 2021

## 財務報表附註(續)

2021年1月1日至6月30日止期間

## V. Notes to Key Items of Consolidated Financial Statements (Continued)

## 4. Accounts receivable (Continued)

As at 30 June 2021, top five balances in respect of accounts receivable by closing balance are presented as follows:

## 五、合併財務報表主要項目註釋(續)

## 4. 應收賬款(續)

於2021年6月30日，按欠款方歸集的期末餘額前五名的應收賬款情況如下：

RMB  
人民幣元

Name of entity 單位名稱		Gross carrying amount 賬面餘額	Proportion (%) 比例(%)	Provision for credit losses 信用損失準備
First place	第一名	797,843,467.74	3.30	478,983,700.00
Second place	第二名	509,879,287.46	2.11	149,998.70
Third place	第三名	475,667,198.00	1.97	4,636,899.57
Fourth place	第四名	473,775,267.79	1.96	11,464,209.68
Fifth place	第五名	408,035,356.10	1.69	120,037.77
Total	合計	2,665,200,577.09	11.03	495,354,845.72

## Notes to Financial Statements (Continued)

1 January to 30 June 2021

## 財務報表附註(續)

2021年1月1日至6月30日止期間

## V. Notes to Key Items of Consolidated Financial Statements (Continued) 五、合併財務報表主要項目註釋(續)

## 4. Accounts receivable (Continued)

Movements in provision for credit losses:

## 4. 應收賬款(續)

信用損失準備變動情況：

		Lifetime expected credit loss (without impairment of credit)		Lifetime expected credit loss (with impairment of credit)		Total
		整個存續期預期信用損失(未發生信用減值)	整個存續期預期信用損失(已發生信用減值)			合計
Provision for credit losses						
Balance as at 31 December 2020	2020年12月31日餘額	1,149,438,426.26	993,935,968.63			2,143,374,394.89
Balance as at 31 December 2020 in the current period	2020年12月31日餘額在本期					
- Transferred to receivables with impairment of credit	- 轉入已發生信用減值	(4,845,523.46)	4,845,523.46			-
- Reversal of receivables without impairment of credit	- 轉回未發生信用減值	-	-			-
Provision for the period	本期計提	158,013,138.42	59,700,154.84			217,713,293.26
Reversal during the period	本期轉回	(76,501,753.80)	(788,653.54)			(77,290,407.34)
Transferred out during the period	本期轉銷	-	-			-
Written-off during the period	本期核銷	-	(7,330,684.05)			(7,330,684.05)
Adjustment for exchange differences	匯兌差額調整	(12,825,913.92)	(12,865.76)			(12,838,779.68)
Balance as at 30 June 2021	2021年6月30日餘額	1,213,278,373.50	1,050,349,443.58			2,263,627,817.08

As at 30 June 2021, the Group had no restricted accounts receivable (31 December 2020: Nil).

於2021年6月30日，本集團無所有權受到限制的應收賬款(2020年12月31日：無)。

## Notes to Financial Statements (Continued)

1 January to 30 June 2021

## 財務報表附註(續)

2021年1月1日至6月30日止期間

## V. Notes to Key Items of Consolidated Financial Statements (Continued)

## 五、合併財務報表主要項目註釋(續)

## 5. Receivable financing

Classification of receivable financing

## 5. 應收款項融資

應收款項融資分類

RMB  
人民幣元

Item 項目		30 June 2021 2021年6月30日	31 December 2020 2020年12月31日
Bank acceptance bills at fair value	以公允價值計量的銀行承兌匯票	17,733,512,053.73	9,483,678,101.82

Receivable financing pledged by the Group as at period end

期末本集團已質押的應收款項融資

RMB  
人民幣元

Item 項目		30 June 2021 2021年6月30日	31 December 2020 2020年12月31日
Bank acceptance bills at fair value	以公允價值計量的銀行承兌匯票	7,601,718,488.07	4,243,638,346.92

Receivable financing endorsed or discounted as at period end and not yet expired as at the balance sheet date

期末本集團已背書或貼現且在資產負債表日尚未到期的應收款項融資

RMB  
人民幣元

Item 項目		30 June 2021 2021年6月30日	
		Derecognized 終止確認	Not derecognized 未終止確認
Bank acceptance bills at fair value	以公允價值計量的銀行承兌匯票	15,207,486,736.47	—

## Notes to Financial Statements (Continued)

1 January to 30 June 2021

## 財務報表附註(續)

2021年1月1日至6月30日止期間

## V. Notes to Key Items of Consolidated Financial Statements (Continued)

## 6. Prepayments

An aging analysis of prepayments is presented as follows:

Age 賬齡	30 June 2021 2021年6月30日		31 December 2020 2020年12月31日	
	Amount 金額	Proportion (%) 比例(%)	Amount 金額	Proportion (%) 比例(%)
Within 1 year 1年以內	1,098,781,452.84	88.15	978,976,997.26	89.40
1 to 2 years 1至2年	77,776,358.26	6.24	55,217,911.20	5.05
2 to 3 years 2至3年	53,795,023.22	4.32	50,740,316.99	4.63
Over 3 years 3年以上	16,131,225.87	1.29	10,080,895.72	0.92
Total 合計	1,246,484,060.19	100.00	1,095,016,121.17	100.00

RMB  
人民幣元

Description of the ages of prepayments: Prepayments with ages over 1 year represent primarily those outstanding amounts prepaid to suppliers for raw materials.

As at 30 June 2021, there was no significant prepayments with an age of more than one year (31 December 2020: Nil).

As at 30 June 2021, the closing balances of the top 5 prepayments amounted in aggregate to RMB218,703,633.17 (31 December 2020: RMB249,843,932.90), representing 17.55% (31 December 2020: 22.82%) of the total closing balances of all prepayments at period end.

預付款項賬齡的說明：賬齡超過1年的預付款項主要是預付供應商未結算的材料款。

於2021年6月30日，無賬齡一年以上的重要預付款項(2020年12月31日：無)。

於2021年6月30日，餘額前五名的預付款項的期末餘額合計為人民幣218,703,633.17元(2020年12月31日：人民幣249,843,932.90元)，佔預付款項期末餘額合計數的比例為17.55%(2020年12月31日：22.82%)。

## 五、合併財務報表主要項目註釋(續)

## 6. 預付款項

預付款項的賬齡分析如下：

## Notes to Financial Statements (Continued)

1 January to 30 June 2021

## 財務報表附註(續)

2021年1月1日至6月30日止期間

## V. Notes to Key Items of Consolidated Financial Statements (Continued)

## 7. Other receivables

Presented by categories

## 五、合併財務報表主要項目註釋(續)

## 7. 其他應收款

分類列示

		RMB 人民幣元	
Item 項目		30 June 2021 2021年6月30日	31 December 2020 2020年12月31日
Interest receivable	應收利息	116,091,703.72	18,120,356.78
Dividend receivable	應收股利	42,834,919.90	53,353,905.03
Other receivables	其他應收款	906,933,998.70	1,338,384,607.80
Total	合計	1,065,860,622.32	1,409,858,869.61

Interest receivable

應收利息

		RMB 人民幣元	
Item 項目		30 June 2021 2021年6月30日	31 December 2020 2020年12月31日
Fixed deposit	定期存款	116,091,703.72	18,120,356.78

Dividend receivable

應收股利

		RMB 人民幣元	
Item 項目		30 June 2021 2021年6月30日	31 December 2020 2020年12月31日
XCMG Construction Machinery Co., Ltd.	徐工集團工程機械股份有限公司	36,795,713.90	44,154,856.68
Others	其他	6,039,206.00	9,199,048.35
Total	合計	42,834,919.90	53,353,905.03

## Notes to Financial Statements (Continued)

1 January to 30 June 2021

## 財務報表附註(續)

2021年1月1日至6月30日止期間

## V. Notes to Key Items of Consolidated Financial Statements (Continued)

## 7. Other receivables (Continued)

Other receivables

Other receivables are disclosed by ages as follows:

		<i>RMB</i> 人民幣元	
Age 賬齡		30 June 2021 2021年6月30日	31 December 2020 2020年12月31日
Within 1 year	1年以內	849,907,309.40	1,309,803,754.85
1 to 2 years	1至2年	35,667,902.22	9,199,134.26
2 to 3 years	2至3年	8,882,508.51	14,825,977.20
Over 3 years	3年以上	44,029,853.01	37,823,950.55
Gross carrying amount	賬面餘額	938,487,573.14	1,371,652,816.86
Less: Provision for credit loss	減：信用損失準備	31,553,574.44	33,268,209.06
Carrying amount	賬面價值	906,933,998.70	1,338,384,607.80

Classification of gross carrying amount of other receivables by nature

其他應收款賬面餘額按款項性質分類情況

		<i>RMB</i> 人民幣元	
Nature 性質		30 June 2021 2021年6月30日	31 December 2020 2020年12月31日
Corporate lending and payment on behalf	企業暫借款及代付款	324,614,566.12	453,664,621.42
Deposit	押金	160,693,077.33	151,492,718.00
Reserve fund	備用金	40,691,599.23	32,092,917.10
Others	其他	412,488,330.46	734,402,560.34
Total	合計	938,487,573.14	1,371,652,816.86



## Notes to Financial Statements (Continued)

1 January to 30 June 2021

## 財務報表附註(續)

2021年1月1日至6月30日止期間

## V. Notes to Key Items of Consolidated Financial Statements (Continued)

## 五、合併財務報表主要項目註釋(續)

## 7. Other receivables (Continued)

Classification of gross carrying amount of other receivables by nature (Continued)

Change in the provision for credit losses in respect of other receivables based on 12-month expected credit losses and lifetime expected credit losses is as follows:

## 7. 其他應收款(續)

其他應收款賬面餘額按款項性質分類情況(續)

其他應收款按照12個月預期信用損失及整個存續期預期信用損失計提的信用損失準備的變動如下：

Item		Stage 1 Expected credit loss for the next 12 months	Stage 2 Lifetime expected credit loss (without impairment of credit) 第二階段 整個存續期 預期信用損失 (未發生 信用減值)	Stage 3 Lifetime expected credit loss (with impairment of credit) 第三階段 整個存續期 預期信用損失 (已發生 信用減值)	RMB	
					人民幣元	
項目		第一階段 未來12個月 預期信用損失	第二階段 整個存續期 預期信用損失 (未發生 信用減值)	第三階段 整個存續期 預期信用損失 (已發生 信用減值)	合計	
Balance as at 31 December 2020	2020年12月31日餘額	9,653,501.59	-	23,614,707.47	33,268,209.06	
Balance as at 31 December 2020 in the current period	2020年12月31日餘額在本期					
- Transferred to Stage 2	- 轉入第二階段	-	-	-	-	
- Transferred to Stage 3	- 轉入第三階段	-	-	-	-	
- Reversed to Stage 2	- 轉回第二階段	-	-	-	-	
- Reversed to Stage 1	- 轉回第一階段	-	-	-	-	
Provided for the period	本期計提	7,421,190.68	-	-	7,421,190.68	
Reversed during the period	本期轉回	(6,022,783.51)	-	(3,079,452.48)	(9,102,235.99)	
Transferred out during the period	本期轉銷	-	-	-	-	
Written off during the period	本期核銷	-	-	-	-	
Adjustment for exchange difference	匯兌差額調整	(33,589.31)	-	-	(33,589.31)	
Balance as at 30 June 2021	2021年6月30日餘額	11,018,319.45	-	20,535,254.99	31,553,574.44	

## Notes to Financial Statements (Continued)

1 January to 30 June 2021

## V. Notes to Key Items of Consolidated Financial Statements (Continued)

## 7. Other receivables (Continued)

As at 30 June 2021, the top five balances in respect of other receivables by closing balance are presented as follows:

## 財務報表附註(續)

2021年1月1日至6月30日止期間

## 五、合併財務報表主要項目註釋(續)

## 7. 其他應收款(續)

於2021年6月30日，按欠款方歸集的期末餘額前五名的其他應收款情況如下：

RMB

人民幣元

Customers	Nature	Closing balance	Age	Percentage of atotal other receivables (%) 佔其他應收款 期末餘額合計數 的比例(%)	Closing balance of provision for credit losses 信用損失準備 期末餘額	
單位名稱	款項的性質	期末餘額	賬齡			
First place	第一名	Deposit 押金	117,375,960.20	Within one year 1年以內	12.51	–
Second place	第二名	Lending 暫借款	46,117,200.00	Within one year 1年以內	4.91	–
Third place	第三名	Lending 暫借款	28,127,534.85	Within two years 2年以內	3.00	–
Fourth place	第四名	Lending 暫借款	22,246,871.15	Within two years 2年以內	2.37	–
Fifth place	第五名	Interest subsidy from government 政府貼息	20,000,000.00	1-2 years 1至2年	2.13	–
Total	合計		233,867,566.20		24.92	–

## Notes to Financial Statements (Continued)

1 January to 30 June 2021

## 財務報表附註(續)

2021年1月1日至6月30日止期間

## V. Notes to Key Items of Consolidated Financial Statements (Continued)

## 五、合併財務報表主要項目註釋(續)

## 8. Inventories

Classification of inventories

## 8. 存貨

存貨分類

		30 June 2021 2021年6月30日			31 December 2020 2020年12月31日		
Item		Gross carrying amount	Provision for decline in value	Carrying amount	Gross carrying amount	Provision for decline in value	Carrying amount
項目		賬面餘額	跌價準備	賬面價值	賬面餘額	跌價準備	賬面價值
Raw materials	原材料	8,225,579,872.16	595,775,990.33	7,629,803,881.83	7,605,055,014.81	577,777,974.49	7,027,277,040.32
Finished goods	產成品	16,889,968,331.51	554,417,762.93	16,335,550,568.58	20,724,154,663.53	624,972,616.34	20,099,182,047.19
OEM materials	委託加工材料	171,214,500.17	2,996,579.85	168,217,920.32	837,401,447.19	2,820,743.80	834,580,703.39
Self made semi-finished goods and work in progress	自製半成品及在 產品	3,257,540,475.32	80,116,676.55	3,177,423,798.77	2,543,104,047.43	77,790,628.56	2,465,313,418.87
Second-hand vehicles	二手車	959,620,840.01	183,522,167.42	776,098,672.59	979,136,769.47	179,333,169.47	799,803,600.00
Total	合計	29,503,924,019.17	1,416,829,177.08	28,087,094,842.09	32,688,851,942.43	1,462,695,132.66	31,226,156,809.77

RMB  
人民幣元

## Notes to Financial Statements (Continued)

1 January to 30 June 2021

## 財務報表附註(續)

2021年1月1日至6月30日止期間

## V. Notes to Key Items of Consolidated Financial Statements (Continued)

## 8. Inventories (Continued)

Provision for decline in value of inventories

## 五、合併財務報表主要項目註釋(續)

## 8. 存貨(續)

存貨跌價準備

RMB

人民幣元

Item 項目	31 December 2020 2020年12月31日	Increase during the period 本期增加	Charge 計提	Decrease during the period 本期減少	Adjustment of exchange differences 匯兌差額調整	30 June 2021 2021年6月30日
Raw materials 原材料	577,777,974.49	68,363,559.11		27,987,475.82	22,378,067.45	595,775,990.33
Finished goods 產成品	624,972,616.34	219,433,712.07		280,499,929.99	9,488,635.49	554,417,762.93
OEM materials 委託加工材料	2,820,743.80	294,819.97		-	118,983.92	2,996,579.85
Self made semi-finished goods and work in progress 自製半成品及 在產品	77,790,628.56	14,780,720.57		10,209,218.12	2,245,454.46	80,116,676.55
Second-hand vehicles 二手車	179,333,169.47	18,607,132.16		6,657,889.31	7,760,244.90	183,522,167.42
Total 合計	1,462,695,132.66	321,479,943.88		325,354,513.24	41,991,386.22	1,416,829,177.08

## 9. Contract assets

## 9. 合同資產

RMB

人民幣元

Item 項目		30 June 2021 2021年6月30日			31 December 2020 2020年12月31日		
		Gross carrying amount 賬面餘額	Provision for impairment of credit 減值準備	Carrying amount 賬面價值	Gross carrying amount 賬面餘額	Provision for impairment of credit 減值準備	Carrying amount 賬面價值
Supply chain solution services (Note)	供應鏈解決方案 服務(註)	2,440,829,672.00	-	2,440,829,672.00	1,301,943,900.00	-	1,301,943,900.00
Others	其他	118,892,043.06	-	118,892,043.06	83,234,617.96	27,615.66	83,207,002.30
Total	合計	2,559,721,715.06	-	2,559,721,715.06	1,385,178,517.96	27,615.66	1,385,150,902.30

Note: the amount in respect of supply chain solution services was the net amount of receivable from customers after offsetting contract assets and contract liabilities under the same contract under the supply chain solution services of the Group. The Group recognized the work performed as a contract asset, and reclassified the contract asset recognized at the point of time when it settled the amount with the customer into receivables.

註：與供應鏈解決方案服務相關的金額為本集團供應鏈解決方案服務在同一合同下合同資產與合同負債抵銷後的應收客戶的淨額。本集團先將已執行的工作確認為一項合同資產，在其向客戶辦理結算的時點將確認的合同資產重分類至應收賬款。

## Notes to Financial Statements (Continued)

1 January to 30 June 2021

## 財務報表附註(續)

2021年1月1日至6月30日止期間

## V. Notes to Key Items of Consolidated Financial Statements (Continued)

## 10. Non-current assets due within one year

## 五、合併財務報表主要項目註釋(續)

## 10. 一年內到期的非流動資產

RMB  
人民幣元

Item 項目	30 June 2021 2021年6月30日			31 December 2020 2020年12月31日			
	Gross Carrying amount 賬面餘額	Provision for credit losses 信用損失準備	Carrying amount 賬面價值	Gross Carrying amount 賬面餘額	Provision for credit losses 信用損失準備	Carrying amount 賬面價值	
Finance lease receivables 融資租賃 應收款	(Note V.12) (附註五·12)	3,421,573,419.60	15,764,396.20	3,405,809,023.40	3,194,022,225.00	14,300,550.00	3,179,721,675.00

## 11. Other current assets

## 11. 其他流動資產

RMB  
人民幣元

Item 項目		30 June 2021 2021年6月30日	31 December 2020 2020年12月31日
Input tax credit to be deducted	留抵稅額	700,533,099.75	925,131,871.56
Prepaid expenses	待攤費用	688,778,949.73	381,261,616.83
Prepaid corporate income tax	預繳企業所得稅	392,225,110.09	587,996,308.31
Others	其他	700,021,792.95	29,719,601.61
Total	合計	2,481,558,952.52	1,924,109,398.31

## Notes to Financial Statements (Continued)

1 January to 30 June 2021

## 財務報表附註(續)

2021年1月1日至6月30日止期間

## V. Notes to Key Items of Consolidated Financial Statements (Continued)

## 12. Long-term receivables

## 五、合併財務報表主要項目註釋(續)

## 12. 長期應收款

		30 June 2021 2021年6月30日			31 December 2020 2020年12月31日		
Item		Gross Carrying amount	Provision for credit losses	Carrying amount	Gross Carrying amount	Provision for credit losses	Carrying amount
項目		賬面餘額	信用損失準備	賬面價值	賬面餘額	信用損失準備	賬面價值
Finance lease receivables	融資租賃應收款	13,236,912,309.20	60,182,946.00	13,176,729,363.20	12,857,478,450.00	55,252,125.00	12,802,226,325.00
Incl.: Finance income not yet realized	其中：未實現融資收益	(1,133,822,106.80)	-	(1,133,822,106.80)	(1,124,607,450.00)	-	(1,124,607,450.00)
Less: Finance lease receivables classified as due within one year	減：分類為一年內到期的融資租賃應收款	3,421,573,419.60	15,764,396.20	3,405,809,023.40	3,194,022,225.00	14,300,550.00	3,179,721,675.00
Total	合計	9,815,338,889.60	44,418,549.80	9,770,920,339.80	9,663,456,225.00	40,951,575.00	9,622,504,650.00

RMB  
人民幣元

Provisions made for credit losses of long-term receivables (inclusive of the portion due within one year) are as follows:

長期應收款(含一年內到期)信用損失準備變動情況：

		Lifetime expected credit loss (without impairment of credit)	Lifetime expected credit loss (with impairment of credit)	Total
		整個存續期預期信用損失(未發生信用減值)	整個存續期預期信用損失(已發生信用減值)	合計
Provision for credit losses				
信用損失準備				
Balance as at 31 December 2020	2020年12月31日餘額	55,252,125.00	-	55,252,125.00
Provision for the period	本期計提	7,398,295.03	-	7,398,295.03
Reversal during the period	本期轉回	-	-	-
Transferred out during the period	本期轉銷	-	-	-
Written off during the period	本期核銷	-	-	-
Adjustment for exchange differences	匯兌差額調整	(2,467,474.03)	-	(2,467,474.03)
Balance as at 30 June 2021	2021年6月30日餘額	60,182,946.00	-	60,182,946.00

RMB  
人民幣元

## Notes to Financial Statements (Continued)

1 January to 30 June 2021

## 財務報表附註(續)

2021年1月1日至6月30日止期間

## V. Notes to Key Items of Consolidated Financial Statements (Continued)

## 13. Long-term equity investments

## 五、合併財務報表主要項目註釋(續)

## 13. 長期股權投資

RMB  
人民幣元

Investee entity	31 December 2020	Change during the period									30 June 2021	Among which, closing provision for impairment
		Increase in investment	Decrease in investment	Gains and losses on investment under equity method	Other comprehensive income	Other equity changes	Declaration of cash dividend	Provision for impairment	Exchange differences (others)			
被投資單位	2020年12月31日	增加投資	減少投資	投資損益	綜合收益	權益變動	現金股利	減值準備	差額(其他)	2021年6月30日	其中：期末減值準備	
<b>I. Joint ventures</b>												
一、合營企業												
Xi'an FC Intelligence Transmission Co., Ltd.	西安雙特智能傳動有限公司	126,287,642.19	-	-	22,673,391.65	-	-	-	-	148,961,033.84	-	
KAMAZ Weichai LLC	卡瑪斯濰柴有限公司	40,955,770.40	-	-	(123,806.55)	-	-	-	-	40,831,963.85	-	
Fischer Weichai (Weifang) Fuel Cell Compressor Company Limited (Note 1)	飛速濰柴(濰坊)燃料電池空壓機有限公司(註1)	-	70,419,000.00	-	-	-	-	-	-	70,419,000.00	-	
Sub-total	小計	167,243,412.59	70,419,000.00	-	22,549,585.10	-	-	-	-	260,211,997.69	-	
<b>II. Associates</b>												
二、聯營企業												
Shandong Heavy Industry Group Finance Co., Ltd.	山東重工集團財務有限公司	1,139,793,000.28	-	-	97,112,895.37	-	-	-	-	1,236,905,895.65	-	
Shanzhong Finance Leasing Co., Ltd.	山重融資租賃有限公司	529,862,771.32	-	-	22,491,719.90	-	-	-	-	552,354,491.22	-	
Ballard Power Systems Inc.,	巴拉德動力系統有限公司	1,030,160,912.60	-	-	(33,377,453.79)	-	-	-	(42,603,459.92)	954,179,998.89	-	
Deewin Tianxia Co., Ltd.	德銀天下股份有限公司	300,821,488.00	-	-	16,884,446.37	-	-	-	-	317,705,934.37	-	
Other associates	其他聯營企業	1,776,477,929.60	1,083,644,156.11	(44,961,416.05)	32,661,080.73	4,948,667.40	-	(43,318,429.80)	-	2,746,505,643.86	4,844,091.33	
Sub-total	小計	4,777,116,101.80	1,083,644,156.11	(44,961,416.05)	135,772,688.58	4,948,667.40	-	(43,318,429.80)	-	5,807,651,963.99	4,844,091.33	
Total	合計	4,944,359,514.39	1,154,063,156.11	(44,961,416.05)	158,322,273.68	4,948,667.40	-	(43,318,429.80)	-	6,067,863,961.68	4,844,091.33	

Note 1: On 5 March 2021, the Company signed a joint venture agreement with Fischer Fuel Cell Compressor AG (hereinafter "FFCC") in relation to the joint investment and establishment of Fischer Weichai (Weifang) Fuel Cell Compressor Company Limited (飛速濰柴(濰坊)燃料電池空壓機有限公司)("Fischer Weichai"). Fischer Weichai is held by the Company as to 40% and by FFCC as to 60%. The board of directors of Fischer Weichai comprised of five directors, two of which will be appointed by the Company and three will be appointed by FFCC. Pursuant to the articles of association of Fischer Weichai, material resolutions of the board of directors shall be approved by at least four directors, among which at least one of them shall be appointed by the Company. As such, Fischer Weichai is considered as a joint venture of the Company.

註1：於2021年3月5日，本公司與Fischer Fuel Cell Compressor AG(以下簡稱「FFCC」)簽訂合資協議，共同投資設立飛速濰柴(濰坊)燃料電池空壓機有限公司(以下簡稱「飛速濰柴」)，本公司持有飛速濰柴40%股權，FFCC持有飛速濰柴60%股權。飛速濰柴董事會由五名董事組成，其中兩名由本公司委任，三名由FFCC委任，根據飛速濰柴章程約定，重要董事會決議需經至少四名董事的批准，且需包括至少一名本公司董事的批准，因此飛速濰柴屬於本公司合營企業。

## Notes to Financial Statements (Continued)

1 January to 30 June 2021

## 財務報表附註(續)

2021年1月1日至6月30日止期間

## V. Notes to Key Items of Consolidated Financial Statements (Continued)

## 14. Investment in other equity instruments

## 五、合併財務報表主要項目註釋(續)

## 14. 其他權益工具投資

Investee entity 被投資單位		30 June 2021 2021年6月30日	31 December 2020 2020年12月31日
XCMG Construction Machinery Co., Ltd.	徐工集團工程機械股份有限公司	2,242,162,280.70	1,780,324,204.98
Shantui Construction Machinery Co., Ltd.	山推工程機械股份有限公司	717,513,224.95	–
Beiqi Foton Motor Co., Ltd.	北汽福田汽車股份有限公司	276,000,000.00	252,000,000.00
Others	其他	369,906,044.00	378,787,867.98
<b>Total</b>	<b>合計</b>	<b>3,605,581,549.65</b>	<b>2,411,112,072.96</b>

RMB  
人民幣元

## Investment in other equity instruments

## 其他權益工具投資的情況

Investee entity 被投資單位	Dividend income recognized during the period 本期確認的股利收入	Accumulated gain/loss 累計利得/損失	Amounts transferred from other comprehensive income to retained earnings 其他綜合收益轉入留存收益的金額	Reason for designation at FVTOCI 指定為以公允價值計量且其變動計入其他綜合收益的原因	Reason for transfer from other comprehensive income to retained earnings during the period 本期從其他綜合收益轉入留存收益的原因
XCMG Construction Machinery Co., Ltd.	徐工集團工程機械股份有限公司	36,795,713.90	1,042,622,007.56	–	Investment in equity investments as strategic investment 權益工具投資為戰略投資
Shantui Construction Machinery Co., Ltd.	山推工程機械股份有限公司	–	35,801,094.07	–	Investment in equity investments as strategic investment 權益工具投資為戰略投資
Beiqi Foton Motor Co., Ltd.	北汽福田汽車股份有限公司	–	82,000,000.00	–	Investment in equity investments as strategic investment 權益工具投資為戰略投資
Others	其他	2,000,000.00	(3,017,847.91)	–	Investment in equity investments as strategic investment 權益工具投資為戰略投資
<b>Total</b>	<b>合計</b>	<b>38,795,713.90</b>	<b>1,157,405,253.72</b>	<b>–</b>	

RMB  
人民幣元



## Notes to Financial Statements (Continued)

1 January to 30 June 2021

## 財務報表附註(續)

2021年1月1日至6月30日止期間

## V. Notes to Key Items of Consolidated Financial Statements (Continued)

## 15. Other non-current financial assets

## 五、合併財務報表主要項目註釋(續)

## 15. 其他非流動金融資產

Item 項目		RMB 人民幣元	
		30 June 2021 2021年6月30日	31 December 2020 2020年12月31日
Financial assets at FVTPL for the current period	以公允價值計量且其變動計入當期損益的金融資產		
Investments related to the pension plan of subsidiaries	與子公司退休金計劃相關的投資	232,668,960.20	222,910,425.00
Cross currency swap and interest rate swap contracts	交叉貨幣互換及利率互換合約	160,546,136.77	20,102,625.00
Total	合計	393,215,096.97	243,013,050.00

## Notes to Financial Statements (Continued)

1 January to 30 June 2021

## 財務報表附註(續)

2021年1月1日至6月30日止期間

## V. Notes to Key Items of Consolidated Financial Statements (Continued)

## 16. Investment property

(1) Subsequent measurement under the cost model:

## 五、合併財務報表主要項目註釋(續)

## 16. 投資性房地產

(1) 採用成本模式進行後續計量：

RMB  
人民幣元

Item 項目		Houses and buildings 房屋建築物	Land use rights 土地使用權	Total 合計
I. Gross carrying amount	一、賬面原值			
1. 31 December 2020	1. 2020年12月31日	897,026,131.82	116,230,926.03	1,013,257,057.85
2. Increase during the period	2. 本期增加金額	47,160,778.68	–	47,160,778.68
(1) Transferred from fixed assets/construction in progress	(1) 從固定資產/ 在建工程轉入	47,160,778.68	–	47,160,778.68
3. Decrease during the period	3. 本期減少金額	27,770,260.82	–	27,770,260.82
4. 30 June 2021	4. 2021年6月30日	916,416,649.68	116,230,926.03	1,032,647,575.71
II. Accumulated depreciation and amortization	二、累計折舊和累計攤銷			
1. 31 December 2020	1. 2020年12月31日	296,409,967.84	21,235,506.49	317,645,474.33
2. Increase during the period	2. 本期增加金額	26,097,248.08	1,299,739.50	27,396,987.58
(1) Provision	(1) 計提	23,273,585.59	1,299,739.50	24,573,325.09
(2) Transferred from fixed assets	(2) 從固定資產轉入	2,823,662.49	–	2,823,662.49
3. Decrease during the period	3. 本期減少金額	4,827,735.25	–	4,827,735.25
4. 30 June 2021	4. 2021年6月30日	317,679,480.67	22,535,245.99	340,214,726.66
III. Accumulated impairment provision	三、累計減值準備			
1. 31 December 2020	1. 2020年12月31日	13,447,824.67	–	13,447,824.67
2. Increase during the period	2. 本期增加金額	–	–	–
3. Decrease during the period	3. 本期減少金額	–	–	–
4. 30 June 2021	4. 2021年6月30日	13,447,824.67	–	13,447,824.67
IV. Carrying amount	四、賬面價值			
1. 30 June 2021	1. 2021年6月30日	585,289,344.34	93,695,680.04	678,985,024.38
2. 31 December 2020	2. 2020年12月31日	587,168,339.31	94,995,419.54	682,163,758.85

## Notes to Financial Statements (Continued)

1 January to 30 June 2021

## 財務報表附註(續)

2021年1月1日至6月30日止期間

## V. Notes to Key Items of Consolidated Financial Statements (Continued)

## 16. Investment property (Continued)

- (2) Investment properties not obtained title certificates:

As at 30 June 2021, the Group had the following investment properties not obtained title certificates:

Item 項目	Carrying amount 賬面價值	Reasons for failure to obtain title certificate 未辦妥產權證書的原因
Plants for special vehicle projects 專用車項目廠房	5,220,601.28	In progress 正在辦理中

RMB  
人民幣元

## 17. Fixed Assets

Presented by categories

Item 項目		30 June 2021 2021年6月30日	31 December 2020 2020年12月31日
Fixed Assets 固定資產		32,319,598,427.16	31,720,416,229.10
Disposal of fixed assets 固定資產清理		2,628,500.24	2,411,452.45
Total 合計		32,322,226,927.40	31,722,827,681.55

RMB  
人民幣元

## 五、合併財務報表主要項目註釋(續)

## 16. 投資性房地產(續)

- (2) 未辦妥產權證書的投資性房地產情況：

於2021年6月30日，本集團未獲得房地產證的投資性房地產如下：

## 17. 固定資產

分類列示

## Notes to Financial Statements (Continued)

1 January to 30 June 2021

## 財務報表附註(續)

2021年1月1日至6月30日止期間

## V. Notes to Key Items of Consolidated Financial Statements (Continued)

## 17. Fixed Assets (Continued)

Fixed assets

## 五、合併財務報表主要項目註釋(續)

## 17. 固定資產(續)

固定資產情況

RMB

人民幣元

Item		Houses, buildings and land use rights 房屋建築物及土地所有權	Machinery and equipment 機器設備	Electronic equipment 電子設備	Vehicles 運輸設備	Forklift trucks and equipment leased out (long-term) 租出的叉車及設備(長期)	Forklift trucks and equipment leased out (short-term) 租出的叉車及設備(短期)	Others 其他	Total 合計
I. Gross carrying amount	一、賬面原值								
1. 31 December 2020	1.2020年12月31日	14,991,885,814.97	21,703,786,477.53	2,354,094,067.02	492,352,855.16	8,281,372,951.66	4,731,054,296.24	2,785,508,209.94	55,340,054,672.52
2. Increase during the period	2.本期增加金額	662,988,072.49	794,828,416.77	436,164,018.37	14,337,164.24	2,465,235,140.32	1,104,403,610.88	220,825,696.46	5,698,782,119.53
(1) Addition	(1) 購置	23,953,442.25	145,816,008.14	15,139,872.89	4,464,128.24	2,307,815,919.52	964,371,177.28	173,185,456.05	3,634,746,004.37
(2) Transfer from construction-in progress	(2) 在建工程轉入	614,279,732.21	645,441,991.19	421,024,145.48	9,873,036.00	-	-	40,165,013.62	1,730,783,918.50
(3) Increase in business combination	(3) 企業合併增加	23,453.40	-	-	-	157,419,220.80	140,032,433.60	7,348,732.00	304,823,839.80
(4) Internal reclassification	(4) 內部重分類	-	-	-	-	-	-	-	-
(5) Other transfer in	(5) 其他轉入	24,731,444.63	3,570,417.44	-	-	-	-	126,494.79	28,428,356.86
3. Decrease during the period	3.本期減少金額	222,230,111.87	738,756,793.74	27,519,647.24	11,046,093.68	1,230,583,471.60	855,697,545.08	24,818,623.36	3,110,652,286.57
(1) Disposals or retirements	(1) 處置或報廢	207,885,378.71	716,538,606.14	27,519,647.24	11,046,093.68	1,230,583,471.60	855,697,545.08	24,818,623.36	3,074,089,365.81
(2) Decrease in disposal of subsidiaries	(2) 處置子公司減少	-	-	-	-	-	-	-	-
(3) Other transfer out	(3) 其他轉出	14,344,733.16	22,218,187.60	-	-	-	-	-	36,562,920.76
4. Adjustment for exchange differences	4.匯兌差額調整	(135,323,693.68)	(155,271,174.40)	(2,828,079.84)	(307,011.54)	(224,176,976.85)	(147,982,374.69)	(69,397,239.25)	(735,286,550.25)
5. 30 June 2021	5.2021年6月30日	15,297,320,081.91	21,604,586,926.16	2,759,910,358.31	495,336,914.18	9,291,847,643.53	4,831,777,987.35	2,912,118,043.79	57,192,897,955.23
II. Accumulated depreciation	二、累計折舊								
1. 31 December 2020	1.2020年12月31日	4,574,689,606.88	13,524,938,936.33	1,694,987,738.11	346,235,554.31	263,685,911.61	1,400,931,824.77	1,239,774,867.18	23,045,244,439.19
2. Increase during the period	2.本期增加金額	362,257,903.33	807,954,834.45	120,364,771.56	36,409,006.66	1,049,128,027.96	355,108,647.87	244,829,836.40	2,976,053,028.23
(1) Provision	(1) 計提	360,639,941.48	806,438,181.25	120,364,771.56	36,409,006.66	1,049,128,027.96	355,108,647.87	244,829,836.40	2,972,918,413.18
(2) Other transfer in	(2) 其他轉入	1,617,961.85	1,516,653.20	-	-	-	-	-	3,134,615.05
(3) Internal reclassification	(3) 內部重分類	-	-	-	-	-	-	-	-
3. Decrease during the period	3.本期減少金額	44,140,155.11	582,549,166.06	23,892,781.23	8,757,174.90	557,165,997.40	271,793,880.88	17,353,310.79	1,505,652,466.37
(1) Disposals or retirements	(1) 處置或報廢	41,316,492.62	582,502,259.26	23,892,781.23	8,757,174.90	557,165,997.40	271,793,880.88	17,353,310.79	1,502,781,897.08
(2) Decrease in disposal of subsidiaries	(2) 處置子公司減少	-	-	-	-	-	-	-	-
(3) Other transfer out	(3) 其他轉出	2,823,662.49	46,906.80	-	-	-	-	-	2,870,569.29
4. Adjustment for exchange differences	4.匯兌差額調整	15,751,301.79	(78,508,161.61)	(268,614.66)	(155,482.93)	17,856,689.99	(42,038,735.34)	(18,859,342.48)	(106,222,345.24)
5. 30 June 2021	5.2021年6月30日	4,908,558,656.89	13,671,836,443.11	1,791,191,113.78	373,731,903.14	773,504,632.16	1,442,207,856.42	1,448,392,050.31	24,409,422,655.81
III. Provision for impairment	三、減值準備								
1. 31 December 2020	1.2020年12月31日	354,319,485.65	155,020,658.59	6,994,057.03	684,278.89	18,505,650.00	28,512,825.00	10,357,049.07	574,394,004.23
2. Increase during the period	2.本期增加金額	-	17,901,824.56	61,949.88	15,871.93	-	-	496,864.98	18,476,511.35
(1) Provision	(1) 計提	-	17,901,824.56	61,949.88	15,871.93	-	-	496,864.98	18,476,511.35
3. Decrease during the period	3.本期減少金額	75,824,842.20	39,896,409.35	61,949.88	33,238.00	1,665,191.40	-	784,740.69	118,266,371.52
(1) Disposals or retirements	(1) 處置或報廢	75,824,842.20	39,896,409.35	61,949.88	33,238.00	1,665,191.40	-	784,740.69	118,266,371.52
4. Adjustment for exchange differences	4.匯兌差額調整	(6,311,032.80)	(492,541.40)	-	-	(307,442.40)	(1,557,321.60)	(2,058,933.60)	(10,727,271.80)
5. 30 June 2021	5.2021年6月30日	272,183,610.65	132,533,532.40	6,994,057.03	666,912.82	16,533,016.20	26,955,503.40	8,010,239.76	463,876,872.26
IV. Carrying amount	四、賬面價值								
1. 30 June 2021	1.2021年6月30日	10,116,577,814.37	7,800,216,950.65	961,725,187.50	120,938,098.22	8,501,809,995.17	3,362,614,627.53	1,455,715,753.72	32,319,598,427.16
2. 31 December 2020	2.2020年12月31日	10,062,876,722.44	8,023,826,882.61	652,112,271.88	145,433,021.96	7,999,181,390.05	3,301,609,646.47	1,535,376,293.69	31,720,416,229.10

## Notes to Financial Statements (Continued)

1 January to 30 June 2021

## 財務報表附註(續)

2021年1月1日至6月30日止期間

## V. Notes to Key Items of Consolidated Financial Statements (Continued)

## 17. Fixed Assets (Continued)

Fixed assets which are temporarily idle are presented as follows:

## 五、合併財務報表主要項目註釋(續)

## 17. 固定資產(續)

暫時閑置的固定資產如下：

		RMB 人民幣元			
Item 項目		Gross carrying amount 原值	Accumulated depreciation 累計折舊	Provision for impairment 減值準備	Carrying amount 賬面價值
Houses and buildings and land use rights	房屋建築物及 土地所有權	386,118,015.33	94,138,404.40	263,323,717.69	28,655,893.24
Machinery and equipment	機器設備	518,425,151.31	337,927,955.81	63,211,866.05	117,285,329.45
Electronic equipment	電子設備	41,619,967.90	33,438,116.12	6,996,295.86	1,185,555.92
Transportation equipment	運輸設備	786,865.50	755,995.87	—	30,869.63
Total	合計	946,950,000.04	466,260,472.20	333,531,879.60	147,157,648.24

Carrying amount of fixed assets leased out under operating lease is presented as follows:

經營性租出固定資產賬面價值如下：

		RMB 人民幣元	
Item 項目		30 June 2021 2021年6月30日	31 December 2020 2020年12月31日
Electronic equipment	電子設備	—	180,199.99
Machinery and equipment	機器設備	23,325,590.63	20,025,532.08
Vehicles	運輸設備	32,059,127.06	874,739.91
Forklift trucks and equipment leased out (long-term)	租出的叉車及設備(長期)	8,501,809,995.17	7,999,181,390.05
Forklift trucks and equipment leased out (short-term)	租出的叉車及設備(短期)	3,362,614,627.53	3,301,609,646.47
Total	合計	11,919,809,340.39	11,321,871,508.50

## Notes to Financial Statements (Continued)

1 January to 30 June 2021

## 財務報表附註(續)

2021年1月1日至6月30日止期間

## V. Notes to Key Items of Consolidated Financial Statements (Continued)

## 17. Fixed Assets (Continued)

As at 30 June 2021, fixed assets for which title certificate has not been obtained are as follows:

## 五、合併財務報表主要項目註釋(續)

## 17. 固定資產(續)

於2021年6月30日，未辦妥產權證書的固定資產情況如下：

		<i>RMB</i> 人民幣元	
Item 項目		Carrying amount 賬面價值	Reasons for failure to obtain title certificate 未辦妥產權證書的原因
Buildings	房屋建築物	1,419,465,795.38	In progress of applying for the real property ownership certificate 正在辦理不動產權證
Total	合計	1,419,465,795.38	

As at 30 June 2021, fixed assets of the Group with title restrictions amounted to RMB283,607,194.39 (31 December 2020: RMB301,806,904.98), please refer to Note V.67. Among which, the pledge over fixed assets with carrying amount of RMB84,831,877.29 had yet to be registered.

於2021年6月30日，本集團所有權受到限制的固定資產賬面價值為人民幣283,607,194.39元(2020年12月31日：人民幣301,806,904.98元)，詳見附註五、67。其中，賬面價值為人民幣84,831,877.29元的固定資產，尚未辦理抵押登記。

As at 30 June 2021, in view of the existence of idle fixed assets and the fact that the recoverable amounts of some fixed assets were lower than their carrying amount, according to the result of impairment, provision for impairment in the amount of RMB18,476,511.35 was made.

於2021年6月30日，部分閑置的固定資產的可收回金額低於賬面價值，根據減值測試結果，計提減值準備人民幣18,476,511.35元。

## Notes to Financial Statements (Continued)

1 January to 30 June 2021

## 財務報表附註(續)

2021年1月1日至6月30日止期間

## V. Notes to Key Items of Consolidated Financial Statements (Continued)

## 18. Construction in progress

Construction in progress in aggregate

## 五、合併財務報表主要項目註釋(續)

## 18. 在建工程

在建工程匯總

		RMB 人民幣元	
Item 項目		30 June 2021 2021年6月30日	31 December 2020 2020年12月31日
Construction in progress	在建工程	6,137,987,965.55	5,045,697,443.31
Materials used in construction	工程物資	109,682.79	495,953.53
<b>Total</b>	<b>合計</b>	<b>6,138,097,648.34</b>	<b>5,046,193,396.84</b>

Status of construction in progress

在建工程情況

		RMB 人民幣元					
Item 項目		30 June 2021 2021年6月30日			31 December 2020 2020年12月31日		
		Gross carrying amount 賬面餘額	Provision for decline in value 減值準備	Carrying amount 賬面價值	Gross carrying amount 賬面餘額	Provision for decline in value 減值準備	Carrying amount 賬面價值
Transmission project	傳動項目	867,402,107.72	-	867,402,107.72	488,732,727.30	-	488,732,727.30
Production line construction and renovation project B	生產線建設改造項目B	692,455,585.36	-	692,455,585.36	234,433.95	-	234,433.95
Production line construction and renovation project A	生產線建設改造項目A	292,186,335.52	-	292,186,335.52	383,093,690.38	-	383,093,690.38
Factory area construction project C	廠區建設項目C	281,210,057.17	-	281,210,057.17	461,216,293.13	-	461,216,293.13
Factory area construction project A – R&D building	廠區建設項目A —研發大樓	212,582,680.06	-	212,582,680.06	141,386,168.17	-	141,386,168.17
Factory area construction project B	廠區建設項目B	180,418,853.46	-	180,418,853.46	104,280,082.23	-	104,280,082.23
Trial room construction project C	試驗室建設項目C	167,133,841.11	-	167,133,841.11	63,030,506.44	-	63,030,506.44
Trial room construction project A	試驗室建設項目A	143,837,044.68	-	143,837,044.68	642,853,996.92	-	642,853,996.92
Factory area construction project E	廠區建設項目E	102,656,248.49	-	102,656,248.49	91,330,313.98	-	91,330,313.98
Factory area construction project D	廠區建設項目D	81,419,767.39	-	81,419,767.39	40,953,140.83	-	40,953,140.83
Production line construction and renovation project – Trial production centre	生產線建設改造項目 —試製中心	70,117,002.07	-	70,117,002.07	91,293,059.20	-	91,293,059.20
Factory area construction project A	廠區建設項目A	74,830,038.12	70,611,873.18	4,218,164.94	104,070,633.38	70,611,873.18	33,458,760.20
Trial room construction project B	試驗室建設項目B	-	-	-	167,392,613.55	-	167,392,613.55
Materials used in construction	工程物資	109,682.79	-	109,682.79	495,953.53	-	495,953.53
Others	其他	3,042,921,123.02	570,845.44	3,042,350,277.58	2,337,012,502.47	570,845.44	2,336,441,657.03
<b>Total</b>	<b>合計</b>	<b>6,209,280,366.96</b>	<b>71,182,718.62</b>	<b>6,138,097,648.34</b>	<b>5,117,376,115.46</b>	<b>71,182,718.62</b>	<b>5,046,193,396.84</b>

## Notes to Financial Statements (Continued)

1 January to 30 June 2021

## 財務報表附註(續)

2021年1月1日至6月30日止期間

## V. Notes to Key Items of Consolidated Financial Statements (Continued)

## 18. Construction in progress (Continued)

Movement in key construction-in-progress is presented as follows:

## 五、合併財務報表主要項目註釋(續)

## 18. 在建工程(續)

重要在建工程變動如下：

RMB

人民幣元

Item	Budget	Opening balance	Increase during the period	Fixed asset transferred in during the period	Other decrease	Closing balance	Actual costs as a percentage of budget (%)	Accumulated amount of capitalized interest	Of which:		Source of funding
									amount of interest during the period	rate of interest during the period (%)	
項目	預算	期初餘額	本期增加	本期轉入固定資產	其他減少	期末餘額	工程投入佔預算比例(%)	利息資本化累計金額	其中：本期利息資本化金額	資本化率(%)	資金來源
Production line construction and renovation project B 生產線建設改進項目B	2,241,890,500.00	234,433.96	692,221,151.40	-	-	692,455,585.36	31	-	-	-	Internal fund 自有資金
Factory area construction project C 廠區建設項目C	780,000,000.00	461,216,293.12	8,053,888.25	188,060,124.20	-	281,210,057.17	86	-	-	-	Internal fund 自有資金
Factory area construction project A – R&D building 廠區建設項目A – 研發大樓	1,305,090,000.00	141,386,168.17	71,196,511.89	-	-	212,582,680.06	25	-	-	-	Internal fund 自有資金
Trial room construction project A 試驗室建設項目A	996,000,000.00	642,853,996.92	3,093,855.76	502,110,808.00	-	143,837,044.68	86	-	-	-	Internal fund 自有資金
Transmission project – Infrastructure 傳動項目 – 基建	507,440,000.00	47,828,559.23	76,525,048.95	6,970,427.90	-	117,383,180.28	49	-	-	-	Internal fund 自有資金
Factory area construction project B – Phase III 廠區建設項目B – 三期	723,876,400.00	71,830,384.48	70,089,039.21	45,729,030.41	-	96,190,393.28	93	2,091,246.29	-	-	Loans from financial institution/ internal fund 金融機構貸款及 自有資金
Production line construction and renovation project – Trial production centre 生產線建設改進項目 – 試製中心	221,560,000.00	91,293,059.20	227,922.06	21,403,979.19	-	70,117,002.07	42	-	-	-	Internal fund 自有資金
Total 合計	6,775,856,900.00	1,456,642,895.08	921,407,417.52	764,274,369.70	-	1,613,775,942.90	-	2,091,246.29	-	-	-



## Notes to Financial Statements (Continued)

1 January to 30 June 2021

## 財務報表附註(續)

2021年1月1日至6月30日止期間

## V. Notes to Key Items of Consolidated Financial Statements (Continued)

## 19. Right-of-use assets

## 五、合併財務報表主要項目註釋(續)

## 19. 使用權資產

RMB  
人民幣元

Item		Houses and Buildings	Machinery and Equipment	Vehicles	Forklift trucks and equipment after sale and leaseback subleases (long-term)	Forklift trucks and equipment after sale and leaseback subleases (short-term)	Others	Total
項目		房屋及建築物	機器設備	運輸設備	售後租回再轉租的叉車及設備(長期)	售後租回再轉租的租出的叉車及設備(短期)	其他	合計
I. Gross carrying amount	一、賬面原值							
1. 31 December 2020	1. 2020年12月31日	5,557,571,238.88	73,109,435.23	8,879,907.27	2,005,491,829.67	3,122,777,118.19	1,884,499,637.65	12,652,329,166.89
2. Increase during the period	2. 本期增加金額	541,101,229.29	263,849.17	5,378,646.40	-	-	244,642,415.40	791,386,140.26
3. Decrease during the period	3. 本期減少金額	429,930,609.23	18,101,006.00	-	381,641,542.60	592,198,350.00	153,604,134.40	1,575,475,642.23
4. Adjustment for exchange differences	4. 匯兌差額調整	(167,821,628.58)	(2,611,193.63)	(414,511.28)	(72,060,124.31)	(103,714,921.60)	(70,729,298.43)	(417,351,677.83)
5. 30 June 2021	5. 2021年6月30日	5,500,920,230.36	52,661,084.77	13,844,042.39	1,551,790,162.76	2,426,863,846.59	1,904,808,620.22	11,450,887,987.09
II. Accumulated depreciation	二、累計折舊							
1. 31 December 2020	1. 2020年12月31日	2,464,084,206.04	47,910,098.80	7,233,042.74	403,405,204.78	1,045,502,839.87	962,032,061.21	4,930,167,453.44
2. Provision for the period	2. 本期計提金額	283,932,937.57	5,395,227.54	1,493,020.68	273,412,098.92	354,771,764.00	224,663,822.74	1,143,668,871.45
3. Decrease during the period	3. 本期減少金額	82,022,873.18	18,093,188.20	-	313,118,525.60	486,134,257.40	129,204,780.60	1,028,573,624.98
4. Adjustment for exchange differences	4. 匯兌差額調整	(89,576,245.82)	(1,723,368.53)	(304,711.76)	(12,015,127.42)	(23,709,448.86)	(36,571,588.36)	(163,900,490.75)
5. 30 June 2021	5. 2021年6月30日	2,576,418,024.61	33,488,769.61	8,421,351.66	351,683,650.68	890,430,897.61	1,020,919,514.99	4,881,362,209.16
III. Provision for impairment	三、減值準備							
1. 31 December 2020	1. 2020年12月31日	5,954,550.01	-	-	-	-	1,974,149.99	7,928,700.00
2. Provision for the period	2. 本期計提金額	-	-	-	-	-	-	-
3. Decrease during the period	3. 本期減少金額	-	-	-	-	-	-	-
4. Adjustment for exchange differences	4. 匯兌差額調整	(251,389.60)	-	-	-	-	(83,344.80)	(334,734.40)
5. 30 June 2021	5. 2021年6月30日	5,703,160.41	-	-	-	-	1,890,805.19	7,593,965.60
IV. Carrying amount	四、賬面價值							
1. 30 June 2021	1. 2021年6月30日	2,918,799,045.34	19,172,315.16	5,422,690.73	1,200,106,512.08	1,536,432,948.98	881,998,300.04	6,561,931,812.33
2. 31 December 2020	2. 2020年12月31日	3,087,532,482.83	25,199,336.43	1,646,864.53	1,602,086,624.89	2,077,274,278.32	920,493,426.45	7,714,233,013.45

During the period, short-term leasing fees through profit or loss under the simplified approach amounted to RMB134,309,836.95 while low value asset leasing fee amounted to RMB10,528,480.25.

本期計入當期損益的簡化處理的短期租賃費用為人民幣134,309,836.95元，低價值資產租賃費用為人民幣10,528,480.25元。

## Notes to Financial Statements (Continued)

1 January to 30 June 2021

## 財務報表附註(續)

2021年1月1日至6月30日止期間

## V. Notes to Key Items of Consolidated Financial Statements (Continued)

## 20. Intangible assets

## 五、合併財務報表主要項目註釋(續)

## 20. 無形資產

RMB

人民幣元

Item		Land use rights	Patents	Trademark rights	License	Software	Orders on hand	Customer Relationship	Others	Total
項目		土地使用權	專利技術	商標使用權	特許權	軟件	在手訂單	客戶關係	其他	合計
I. Original asset value	一、資產原值									
1. 31 December 2020	1. 2020年12月31日	2,376,411,423.19	2,381,862,977.05	7,943,454,077.13	1,124,130,644.94	528,013,726.68	338,202,684.16	10,852,080,683.36	8,007,964,848.63	33,552,121,065.14
2. Increase during the period	2. 本期增加金額	41,581,686.70	10,646,226.15	1,285,932.02	160,479,716.18	(75,170,104.38)	-	63,746,837.70	367,522,595.80	570,092,890.17
(1) Addition	(1) 購置	41,581,686.70	10,646,136.15	-	19,911,936.60	57,570,630.88	-	3,964,121.10	337,924,405.00	471,598,916.43
(2) Transfer from internal R&D	(2) 內部研發轉入	-	90.00	-	2,449,109.65	949,735.74	-	-	27,252,850.80	30,651,786.19
(3) Increase in business combination	(3) 企業合併增加	-	-	1,285,932.02	2,042,043.13	150,265.00	-	59,782,716.60	4,581,230.80	67,842,187.55
(4) Reclassification	(4) 重分類	-	-	-	136,076,626.80	(133,840,736.00)	-	-	(2,235,890.80)	-
3. Decrease during the period	3. 本期減少金額	14,003,865.00	-	6,405,365.69	6,199,515.40	1,229,023.59	-	-	26,205,265.60	54,043,035.28
(1) Disposals or retirements	(1) 處置或報廢	14,003,865.00	-	-	6,199,515.40	-	-	-	26,205,265.60	46,408,646.00
(2) Others	(2) 其他	-	-	6,405,365.69	-	1,229,023.59	-	-	-	7,634,389.28
4. Adjustment for exchange differences	4. 匯兌差額調整	-	(28,981,108.35)	(320,746,211.62)	(32,179,151.14)	(8,483,020.06)	(14,278,264.10)	(295,940,485.65)	(217,674,855.72)	(918,283,096.64)
5. 30 June 2021	5. 2021年6月30日	2,403,989,244.89	2,363,528,094.85	7,617,588,431.84	1,246,231,694.58	443,131,578.65	323,924,420.06	10,619,887,035.41	8,131,607,323.11	33,149,887,823.39
II. Accumulated amortization	二、累計攤銷									
1. 31 December 2020	1. 2020年12月31日	341,648,468.18	853,846,845.06	32,696,123.73	783,830,787.42	184,930,411.23	180,940,295.34	4,296,937,102.67	2,297,575,796.51	8,972,405,830.14
2. Increase during the period	2. 本期增加金額	21,709,153.50	89,064,058.74	4,320,057.32	82,721,246.60	11,737,793.81	16,295,319.56	387,891,866.41	419,784,588.80	1,033,524,084.74
(1) Provision	(1) 計提	21,709,153.50	89,064,058.74	4,320,057.32	82,721,246.60	11,737,793.81	16,295,319.56	387,891,866.41	419,784,588.80	1,033,524,084.74
3. Decrease during the period	3. 本期減少金額	396,384.13	-	-	5,605,362.60	-	-	-	25,196,769.40	31,198,516.13
(1) Disposals or retirements	(1) 處置或報廢	396,384.13	-	-	5,605,362.60	-	-	-	25,196,769.40	31,198,516.13
4. Adjustment for exchange differences	4. 匯兌差額調整	-	(15,664,530.16)	(96,246.39)	(22,045,755.50)	(699,559.21)	(7,913,255.10)	(142,263,646.43)	(62,466,485.84)	(251,149,478.63)
5. 30 June 2021	5. 2021年6月30日	362,961,237.55	927,246,373.64	36,919,934.66	838,900,915.92	195,968,645.83	189,322,359.80	4,542,565,322.65	2,629,697,130.07	9,723,581,920.12
III. Provision for impairment	三、減值準備									
1. 31 December 2020	1. 2020年12月31日	-	-	33,705,000.00	7,447,200.00	6,395,925.00	19,966,200.00	561,855,978.09	124,636,275.00	754,006,578.09
2. Increase during the period	2. 本期增加金額	-	-	-	-	-	-	-	-	-
(1) Provision	(1) 計提	-	-	-	-	-	-	-	-	-
3. Decrease during the period	3. 本期減少金額	-	-	-	-	-	-	-	-	-
(1) Disposals or retirements	(1) 處置或報廢	-	-	-	-	-	-	-	-	-
4. Adjustment for exchange differences	4. 匯兌差額調整	-	-	(1,422,960.00)	(314,406.40)	(270,023.60)	(842,934.40)	(23,720,474.19)	(5,208,099.40)	(31,778,897.99)
5. 30 June 2021	5. 2021年6月30日	-	-	32,282,040.00	7,132,793.60	6,125,901.40	19,123,265.60	538,135,503.90	119,428,175.60	722,227,680.10
IV. Net carrying amount	四、賬面淨值									
1. 30 June 2021	1. 2021年6月30日	2,041,028,007.34	1,436,281,721.21	7,548,386,457.18	400,197,985.06	241,037,031.42	115,478,794.66	5,539,186,208.86	5,382,482,017.44	22,704,078,223.17
2. 31 December 2020	2. 2020年12月31日	2,034,762,955.01	1,528,016,131.99	7,877,052,953.40	332,852,657.52	336,687,390.45	137,296,188.82	5,993,287,602.60	5,585,752,777.12	23,825,708,656.91

## Notes to Financial Statements (Continued)

1 January to 30 June 2021

## V. Notes to Key Items of Consolidated Financial Statements (Continued)

## 20. Intangible assets (Continued)

During the end of the period, the proportion of intangible assets from internal R&D to the remaining amount of intangible assets was 26.16%.

As at 30 June 2021, the intangible assets for which the Group had title restrictions had a carrying amount of RMB21,956,413.63 (31 December 2020: RMB22,245,313.81), please refer to Note V.67.

As at 30 June 2021, land use rights for which title certificate has not been obtained are as follows:

Item 項目	Carrying amount 賬面價值	Reasons for failure to obtain title certificate 未辦妥產權證書的原因
Land use rights 土地使用權	28,326,607.52	In progress of applying for the title certificate 土地證尚在辦理中

Other than the finite useful life of some of the trademarks held by the subsidiaries of the Company, trademarks of the Group are renewable every 10 years at minimal cost. The management of the Group are of the opinion that the Group has both the intention and ability to renew the trademarks continuously. As a result, the useful life of the trademarks is considered by the management of the Group as indefinite because the trademarks are expected to contribute to the Group's net cash inflows indefinitely. The trademarks will not be amortized unless their useful life is determined to be finite. Instead the trademarks will be tested for impairment annually and whenever there is an indication that they may be impaired.

## 財務報表附註(續)

2021年1月1日至6月30日止期間

## 五、合併財務報表主要項目註釋(續)

## 20. 無形資產(續)

本期期末通過內部研發形成的無形資產佔無形資產餘額的比例為26.16%。

於2021年6月30日，本集團所有權受限制的無形資產賬面價值為人民幣21,956,413.63元(2020年12月31日：人民幣22,245,313.81元)，詳見附註五、67。

於2021年6月30日，未辦妥產權證書的土地使用權情況如下：

RMB  
人民幣元

除本公司之子公司持有的部分商標使用壽命有限外，本集團其他商標每十年須按最低成本重續一次。本集團管理層認為，本集團有意且有能力不斷重續該等商標。預計該等商標將可永久為本集團產生現金流入淨額，故此，本集團管理層認為該等商標使用壽命不確定。除非該等商標的可使用年限被認定為有限，否則不會進行攤銷。相反，商標將會每年及每當有跡象顯示存在減值時進行減值測試。

## Notes to Financial Statements (Continued)

1 January to 30 June 2021

## 財務報表附註(續)

2021年1月1日至6月30日止期間

## V. Notes to Key Items of Consolidated Financial Statements (Continued)

## 21. Expenditure on development

Capitalized expenditure on development of the Group is presented as follows:

RMB  
人民幣元

Item		Increase during the period		Decrease during the period		30 June 2021
		31 December 2020	Expenditure on internal R&D	Recognition as intangible assets	Other changes	
項目		2020年12月31日	內部開發支出	確認為無形資產	其他變動	2021年6月30日
Hybrid project	混合動力項目	223,897,817.26	700,309.22	–	–	224,598,126.48
Hydraulics project	液壓項目	16,491,375.00	26,556,616.80	27,252,850.80	–	15,795,141.00
Others	其他	46,727,638.98	9,275,420.91	3,398,935.39	–	52,604,124.50
Total	合計	287,116,831.24	36,532,346.93	30,651,786.19	–	292,997,391.98

## 22. Goodwill

(1) Gross carrying amount of goodwill

## 22. 商譽

(1) 商譽賬面原值

RMB  
人民幣元

Item		Increase during the period		Decrease during the period		30 June 2021
		31 December 2020	Business combination involving entities not under common control	Adjustment for exchange differences	Disposal	
項目		2020年12月31日	非同一控制下企業合併	匯兌差額調整	處置	2021年6月30日
Merger with TAGC	合併湘火炬	531,226,252.68	–	–	–	531,226,252.68
Merger with Linde Hydraulics GmbH & Co. KG	合併林德液壓合夥企業	851,162,761.07	–	–	35,934,447.79	815,228,313.28
Merger with KION	合併KION	6,814,359,042.12	–	–	287,689,077.07	6,526,669,965.05
Merger with Dematic Group	合併Dematic Group	15,345,108,075.00	–	–	246,890,201.40	15,098,217,873.60
Merger with Tsintel Technology	合併清智科技	303,417,137.96	–	–	–	303,417,137.96
Merger with Shengrui Transmission	合併盛瑞傳動	405,423,901.83	–	–	–	405,423,901.83
Others	其他	653,216,622.13	65,820,699.00	–	25,978,248.03	693,059,073.10
Total	合計	24,903,913,792.79	65,820,699.00	–	596,491,974.29	24,373,242,517.50

## Notes to Financial Statements (Continued)

1 January to 30 June 2021

## 財務報表附註(續)

2021年1月1日至6月30日止期間

## V. Notes to Key Items of Consolidated Financial Statements (Continued)

## 五、合併財務報表主要項目註釋(續)

## 22. Goodwill (Continued)

## 22. 商譽(續)

(2) Provision for impairment of goodwill

(2) 商譽減值準備

RMB  
人民幣元

Item		31 December 2020	Increase during the period	Decrease during the period	30 June 2021
項目		2020年12月31日	本期增加	本期減少	2021年6月30日
Merger with TAGC	合併湘火炬	238,071,400.00	-	-	238,071,400.00

Balance as at 30 June 2021 mainly represented goodwill arising from merger with TAGC, Linde Hydraulics GmbH & Co. KG, KION, Dematic Group, Tsintel Technology and Shengrui Transmission. Goodwill arising from merger would be allocated to asset group units to test for impairment on an annual basis.

2021年6月30日商譽餘額主要為合併湘火炬、林德液壓合夥企業、KION、Dematic Group、清智科技和盛瑞傳動而產生的商譽。本集團每年度對與該等企業合併相關的資產組組合進行商譽減值測試。

Carrying amount of material goodwill and trademarks is allocated to the following asset group units as follows:

重要商譽的賬面金額分配至資產組組合的情況如下：

- asset group unit A: major automobile components other than automotive and engines
- asset group unit B: manufacture of hydraulic pumps, hydraulic motors, hydraulic valves, gears and other components
- asset group unit C: forklift trucks production, warehousing technology, intelligent supply chains and automation solutions
- asset group unit D: intelligent supply chains and automation solutions
- asset group unit E: driving assistance system and automatic driving solutions
- asset group unit F: 8AT gear boxes
- 資產組組合A：汽車及發動機外的主要汽車零部件
- 資產組組合B：生產液壓泵、液壓馬達、液壓閘門、齒輪及其它零部件
- 資產組組合C：叉車生產、倉庫技術及智能供應鏈和自動化解決方案
- 資產組組合D：智能供應鏈和自動化解決方案
- 資產組組合E：駕駛輔助系統及自動駕駛解決方案
- 資產組組合F：8AT變速箱

## Notes to Financial Statements (Continued)

1 January to 30 June 2021

## 財務報表附註(續)

2021年1月1日至6月30日止期間

## V. Notes to Key Items of Consolidated Financial Statements (Continued)

## 22. Goodwill (Continued)

## (2) Provision for impairment of goodwill (Continued)

The carrying amount of material goodwill is allocated to the asset group units as follows:

## 五、合併財務報表主要項目註釋(續)

## 22. 商譽(續)

## (2) 商譽減值準備(續)

重要商譽的賬面金額分配至資產組組合的情況如下：

RMB

人民幣元

## Carrying amount of goodwill

## 商譽的賬面金額

Asset group units	資產組組合	30 June 2021	31 December 2020
		2021年6月30日	2020年12月31日
Asset group unit A	資產組組合A	293,154,852.68	293,154,852.68
Asset group unit B	資產組組合B	815,228,313.28	851,162,761.07
Asset group unit C	資產組組合C	6,526,669,965.05	6,814,359,042.12
Asset group unit D	資產組組合D	15,098,217,873.60	15,345,108,075.00
Asset group unit E	資產組組合E	303,417,137.96	303,417,137.96
Asset group unit F	資產組組合F	405,423,901.83	405,423,901.83
Total	合計	23,442,112,044.40	24,012,625,770.66

## 23. Long-term prepaid expenses

## 23. 長期待攤費用

RMB

人民幣元

Item	31 December 2020	Increase during the period	Amortization during the period	Other decrease	30 June 2021
					2021年6月30日
項目	2020年12月31日	本期增加	本期攤銷	其他減少	2021年6月30日
Industrial mould fee	151,344,159.14	24,480,393.99	11,618,864.48	-	164,205,688.65
Industrial equipment fee	53,093,347.70	13,256,786.60	11,361,206.59	-	54,988,927.71
Expenditure on improvement of fixed assets leased in	47,720,231.57	6,325,888.41	4,754,498.83	-	49,291,621.15
Total	252,157,738.41	44,063,069.00	27,734,569.90	-	268,486,237.51

## Notes to Financial Statements (Continued)

1 January to 30 June 2021

## 財務報表附註(續)

2021年1月1日至6月30日止期間

## V. Notes to Key Items of Consolidated Financial Statements (Continued)

## 24. Other non-current assets

## 五、合併財務報表主要項目註釋(續)

## 24. 其他非流動資產

		30 June 2021 2021年6月30日			31 December 2020 2020年12月31日		
Item		Gross carrying amount	Provision for impairment	Carrying amount	Gross carrying amount	Provision for impairment	Carrying amount
項目		賬面餘額	減值準備	賬面價值	賬面餘額	減值準備	賬面價值
Scheme assets under defined benefit plan	設定受益計劃之計劃資產	535,174,733.60	-	535,174,733.60	404,058,750.00	-	404,058,750.00
Input tax credit to be deducted	待抵扣進項稅額	96,546,358.20	-	96,546,358.20	77,152,350.00	-	77,152,350.00
Prepayment for construction equipment and land	預付工程設備和土地款	190,959,899.10	-	190,959,899.10	72,095,422.83	-	72,095,422.83
Others	其他	13,462,441.71	-	13,462,441.71	13,607,446.94	-	13,607,446.94
Total	合計	836,143,432.61	-	836,143,432.61	566,913,969.77	-	566,913,969.77

RMB  
人民幣元

## 25. Short-term loans

## 25. 短期借款

		30 June 2021 2021年6月30日		31 December 2020 2020年12月31日	
Item					
項目					
Pledged borrowings (Notes 1 and 2)	質押借款(註1、2)	150,000,000.00	-	-	-
Secured borrowings	抵押借款	-	-	89,900,000.00	89,900,000.00
Guaranteed loans (Notes 3 and 4)	保證借款(註3、4)	2,329,456,634.00	-	2,953,761,750.00	2,953,761,750.00
Credit loans	信用借款	3,319,205,698.31	-	2,687,424,786.96	2,687,424,786.96
Total	合計	5,798,662,332.31	-	5,731,086,536.96	5,731,086,536.96

RMB  
人民幣元

As at 30 June 2021, the above borrowings and loans carried interest at rates ranging 0.50%~8.79% (31 December 2020: 0.40%~5.22%) per annum.

於2021年6月30日，上述借款的年利率為0.50%~8.79% (2020年12月31日：0.40%~5.22%)。

## Notes to Financial Statements (Continued)

1 January to 30 June 2021

## V. Notes to Key Items of Consolidated Financial Statements (Continued)

## 25. Short-term loans (Continued)

Note 1: As at 30 June 2021, among the short-term loans, RMB75,000,000.00 (31 December 2020: Nil) represented the entrusted loans obtained by Shengrui Transmission, a subsidiary of the Company, from Weichai Group Holdings Limited through Shandong Heavy Industry Group Finance Co., Ltd. Pursuant to the loan agreement, such loan amount is secured by the pledge of equity interest in Shengrui Transmission and other companies held by minority shareholders of Shengrui Transmission.

Note 2: As at 30 June 2021, among the short-term loans, RMB75,000,000.00 (31 December 2020: Nil) represented the entrusted loans obtained by Shengrui Transmission, a subsidiary of the Company, from Sinotruk Jinan Special Vehicle Co., Ltd through China Merchants Bank, Jinan Branch. Pursuant to the loan agreement, such loan amount is secured by the pledge of equity interest in Shengrui Transmission and other companies held by minority shareholders of Shengrui Transmission.

Note 3: As at 30 June 2021, among the short-term loans, EUR153,070,000.00 (equivalent to RMB1,176,526,634.00)(31 December 2020: RMB1,228,386,750.00) represented the loans obtained by Weichai Power Hong Kong International Development Co., Limited, a subsidiary of the Company, from BNP Paribas, Hong Kong Branch, for which the Company provided guarantee for joint liabilities.

Note 4: As at 30 June 2021, among the short-term loans, EUR150,000,000.00 (equivalent to RMB1,152,930,000.00)(31 December 2020: RMB1,203,750,000.00) represented the loans obtained by Weichai Power Hong Kong International Development Co., Limited, a subsidiary of the Company, from Australia and New Zealand Banking, Hong Kong Branch, for which the Company provided guarantee for joint liabilities.

## 26. Financial liabilities held for trading

Item 項目		RMB 人民幣元	
		30 June 2021 2021年6月30日	31 December 2020 2020年12月31日
Forward foreign exchange contracts	遠期外匯合約	122,095,805.87	55,557,616.74
Contingent consideration of business combination	企業合併或有對價	1,946,619.00	1,946,619.00
Total	合計	124,042,424.87	57,504,235.74

## 財務報表附註(續)

2021年1月1日至6月30日止期間

## 五、合併財務報表主要項目註釋

## 25. 短期借款(續)

註1：於2021年6月30日，短期借款中人民幣75,000,000.00元(2020年12月31日：無)，為濰柴控股集團有限公司通過山東重工集團財務有限公司向本公司之子公司盛瑞傳動提供的委託貸款，根據借款協議約定，該筆借款由盛瑞傳動的少數股東以其持有的盛瑞傳動及其他公司股權作為質押。

註2：於2021年6月30日，短期借款中人民幣75,000,000.00元(2020年12月31日：無)，為中國重汽集團濟南商車有限公司通過招商銀行濟南分行向本公司之子公司盛瑞傳動提供的委託貸款，根據借款協議約定，該筆借款由盛瑞傳動的少數股東以其持有的盛瑞傳動及其他公司股權作為質押。

註3：於2021年6月30日，短期借款中歐元153,070,000.00元，折合人民幣1,176,526,634.00元(2020年12月31日：人民幣1,228,386,750.00元)，為法國巴黎銀行香港支行向本公司子公司濰柴動力(香港)國際發展有限公司提供的借款，由本公司提供連帶責任保證擔保。

註4：於2021年6月30日，短期借款中歐元150,000,000.00元，折合人民幣1,152,930,000.00元(2020年12月31日：人民幣1,203,750,000.00元)，為澳新銀行香港支行向本公司之子公司濰柴動力(香港)國際發展有限公司提供的借款，由本公司提供連帶責任保證擔保。

## 26. 交易性金融負債



## Notes to Financial Statements (Continued)

1 January to 30 June 2021

## 財務報表附註(續)

2021年1月1日至6月30日止期間

## V. Notes to Key Items of Consolidated Financial Statements (Continued)

## 27. Notes payable

## 五、合併財務報表主要項目註釋(續)

## 27. 應付票據

Item		30 June 2021	31 December 2020
項目		2021年6月30日	2020年12月31日
Commercial acceptance bills	商業承兌匯票	292,798,643.46	72,701,616.78
Bank acceptance bills	銀行承兌匯票	29,508,818,158.04	22,897,792,119.42
Total	合計	29,801,616,801.50	22,970,493,736.20

RMB  
人民幣元

As at 30 June 2021, the Group had no outstanding notes payable which were due (31 December 2020: Nil).

於2021年6月30日，本集團無到期未付的應付票據(2020年12月31日：無)。

## 28. Accounts payable

## 28. 應付賬款

Item		30 June 2021	31 December 2020
項目		2021年6月30日	2020年12月31日
Within 3 months	3個月以內	43,499,338,123.90	38,941,972,550.33
3 to 6 months	3個月至6個月	6,420,811,903.66	5,140,360,453.02
6 to 12 months	6個月至12個月	781,442,053.54	619,577,261.89
Over 12 months	12個月以上	764,450,961.88	748,014,731.15
Total	合計	51,466,043,042.98	45,449,924,996.39

RMB  
人民幣元

Accounts payable are non-interest bearing, and are generally settled within three to six months.

應付賬款不計息，並通常在3至6個月內清償。

As at 30 June 2021, there was no payable which was material and aged over one year (31 December 2020: Nil).

於2021年6月30日，無賬齡一年以上的重要的應付款項(2020年12月31日：無)。

## Notes to Financial Statements (Continued)

1 January to 30 June 2021

## 財務報表附註(續)

2021年1月1日至6月30日止期間

## V. Notes to Key Items of Consolidated Financial Statements (Continued)

## 29. Contract liabilities

## 五、合併財務報表主要項目註釋

## 29. 合同負債

Item 項目		RMB 人民幣元	
		30 June 2021 2021年6月30日	31 December 2020 2020年12月31日
Supply chain solutions services (Note)	供應鏈解決方案服務(註)	3,298,086,930.40	3,524,676,300.00
Sales and other services	銷售及其他服務	10,723,667,617.36	12,022,714,777.33
Total	合計	14,021,754,547.76	15,547,391,077.33

Note: The contract liabilities associated with the supply chain solutions services are the balances payable to the customer under the performing contract. The balance is generated when a specific milestone payment exceeds the revenue recognized as a result of the input method.

註：與供應鏈解決方案服務相關合同負債為履行中合同下應付客戶的餘額。當特定的里程碑付款超過按投入法已確認的收入時，將產生該餘額。

## 30. Payroll payable

## 30. 應付職工薪酬

Item 項目			RMB 人民幣元		
			31 December 2020 2020年12月31日	Increase during the period 本期增加	Decrease during the period 本期減少
Short-term remuneration	短期薪酬	4,720,657,228.88	12,389,186,102.85	12,184,615,986.89	4,925,227,344.84
Post-employment benefits (defined contribution plan)	離職後福利(設定提存計劃)	403,489,181.44	1,700,808,516.87	1,713,262,180.26	391,035,518.05
Severance benefits due within one year (Note V.39)	一年內到期的辭退福利(附註五、39)	271,550,985.36	79,065,651.33	89,213,526.67	261,403,110.02
Cash-settled share-based payment due within 1 year (Note V.39)	一年內到期的以現金結算的股份支付(附註五、39)	27,927,000.00	206,186,657.20	37,439,171.60	196,674,485.60
Other long-term payroll due within 1 year (Note V.39)	一年內到期的其他長期職工薪酬(附註五、39)	67,097,025.00	284,679,612.95	234,784,372.85	116,992,265.10
Total	合計	5,490,721,420.68	14,659,926,541.20	14,259,315,238.27	5,891,332,723.61

## Notes to Financial Statements (Continued)

1 January to 30 June 2021

## 財務報表附註(續)

2021年1月1日至6月30日止期間

## V. Notes to Key Items of Consolidated Financial Statements (Continued)

## 五、合併財務報表主要項目註釋(續)

## 30. Payroll payable (Continued)

## 30. 應付職工薪酬(續)

Short-term remuneration is presented as follows:

短期薪酬如下：

RMB  
人民幣元

Item		31 December 2020	Increase during the period	Decrease during the period	30 June 2021
項目		2020年12月31日	本期增加	本期減少	2021年6月30日
Salaries, bonuses, allowances and subsidies	工資、獎金、津貼和補貼	3,508,943,179.85	10,865,368,372.92	10,713,434,628.32	3,660,876,924.45
Staff welfare	職工福利費	82,217,165.04	257,126,531.06	213,614,423.47	125,729,272.63
Social security	社會保險費	109,188,731.65	788,726,899.67	790,088,595.70	107,827,035.62
Incl: Medical insurance	其中：醫療保險費	78,510,666.27	680,530,541.24	685,252,233.70	73,788,973.81
Work injury insurance	工傷保險費	13,855,182.94	46,041,676.36	44,416,095.53	15,480,763.77
Supplementary medical insurance	補充醫療保險	16,822,882.44	62,154,682.07	60,420,266.47	18,557,298.04
Housing funds	住房公積金	27,643,521.47	220,061,141.41	220,399,358.70	27,305,304.18
Labor union operating funds and employee education costs	工會經費和職工教育經費	751,137,464.53	102,544,689.57	59,004,982.39	794,677,171.71
Other short-term remuneration	其他短期薪酬	241,527,166.34	155,358,468.22	188,073,998.31	208,811,636.25
Total	合計	4,720,657,228.88	12,389,186,102.85	12,184,615,986.89	4,925,227,344.84

## Notes to Financial Statements (Continued)

1 January to 30 June 2021

## 財務報表附註(續)

2021年1月1日至6月30日止期間

## V. Notes to Key Items of Consolidated Financial Statements (Continued)

## 30. Payroll payable (Continued)

Post-employment benefits (defined contribution plan) is presented as follows:

Item		31 December 2020	Increase during the period	Decrease during the period	30 June 2021
項目		2020年12月31日	本期增加	本期減少	2021年6月30日
Basic pension insurance	基本養老保險	321,546,848.15	1,293,867,347.90	1,288,513,816.79	326,900,379.26
Unemployment insurance	失業保險費	15,485,562.13	110,549,439.87	110,845,544.48	15,189,457.52
Contribution to pension fund	企業年金繳費	66,456,771.16	296,391,729.10	313,902,818.99	48,945,681.27
Total	合計	403,489,181.44	1,700,808,516.87	1,713,262,180.26	391,035,518.05

RMB

人民幣元

## 31. Taxes payable

## 31. 應交稅費

Item		30 June 2021	31 December 2020
項目		2021年6月30日	2020年12月31日
Corporate income tax	企業所得稅	1,339,016,713.19	724,745,336.22
Value-added tax	增值稅	1,019,108,499.70	901,032,696.99
Individual income tax	個人所得稅	307,336,882.10	364,067,826.69
Property tax	房產稅	37,377,244.74	20,830,227.26
Educational surtax	教育費附加	19,194,965.62	8,312,913.08
Stamp duty	印花稅	11,362,637.31	22,083,051.18
Land use tax	土地使用稅	11,061,162.20	15,921,944.09
City maintenance and construction tax	城市維護建設稅	10,406,645.08	11,634,211.84
Other taxes	其他稅項	101,352,580.98	112,111,574.97
Total	合計	2,856,217,330.92	2,180,739,782.32

RMB

人民幣元

## Notes to Financial Statements (Continued)

1 January to 30 June 2021

## 財務報表附註(續)

2021年1月1日至6月30日止期間

## V. Notes to Key Items of Consolidated Financial Statements (Continued)

## 32. Other payables

## 五、合併財務報表主要項目註釋(續)

## 32. 其他應付款

		RMB 人民幣元	
Item 項目		30 June 2021 2021年6月30日	31 December 2020 2020年12月31日
Interest payable	應付利息	79,894,920.05	71,075,433.98
Dividend payable	應付股利	2,115,812,631.06	384,173,120.51
Other payables	其他應付款	10,708,917,708.82	7,953,057,341.01
Total	合計	12,904,625,259.93	8,408,305,895.50

Interest payable

應付利息

		RMB 人民幣元	
Item 項目		30 June 2021 2021年6月30日	31 December 2020 2020年12月31日
Interest on medium term notes	中期票據利息	49,844,572.70	14,456,768.89
Interest on borrowings	借款利息	30,050,347.35	56,618,665.09
Total	合計	79,894,920.05	71,075,433.98

Dividend payable

應付股利

		RMB 人民幣元	
Item 項目		30 June 2021 2021年6月30日	31 December 2020 2020年12月31日
Dividend payable on ordinary shares	應付普通股股利	2,058,340,507.77	327,808,933.22
Interest payable on perpetual bonds (Note 1)	應付永續債票息(註1)	57,472,123.29	56,364,187.29
Total	合計	2,115,812,631.06	384,173,120.51

## Notes to Financial Statements (Continued)

1 January to 30 June 2021

## 財務報表附註(續)

2021年1月1日至6月30日止期間

## V. Notes to Key Items of Consolidated Financial Statements (Continued)

## 32. Other payables (Continued)

Other payables

## 五、合併財務報表主要項目註釋(續)

## 32. 其他應付款(續)

其他應付款

		RMB 人民幣元	
Nature 性質		30 June 2021 2021年6月30日	31 December 2020 2020年12月31日
Guarantees and deposits	保證金及押金	5,179,070,111.89	2,977,914,546.38
Payables for purchase of construction and fixed assets	應付工程款及固定資產採購款	485,105,002.30	523,318,371.42
After-sale expenses and repair and maintenance expenses	三包及修理維護費	443,892,560.76	400,198,075.21
Sales discount	銷售折讓	341,387,423.16	609,892,254.38
Commission	佣金	281,985,247.27	279,315,537.83
Transportation expenses	運費	152,968,355.27	137,066,418.20
Technology development expenses	技術開發費	49,789,765.08	160,946,256.34
Others	其他	3,774,719,243.09	2,864,405,881.25
<b>Total</b>	<b>合計</b>	<b>10,708,917,708.82</b>	<b>7,953,057,341.01</b>

Note: As at 30 June 2021, pursuant to the relevant agreement, Weichai International Hong Kong Energy Group Co., Limited, a subsidiary of the Company, had perpetual bonds with a coupon interest in the amount of RMB57,472,123.29. The distribution of such interest will be made to holders of perpetual bonds on 14 September 2021.

註1：本公司之子公司濰柴國際(香港)能源集團有限公司按照相關協議約定，截止2021年6月30日，已計提但尚未支付的永續債票息人民幣57,472,123.29元，該票息將於2021年9月14日向永續債持有者派發。

As at 30 June 2021, there were no other payables in significant amount aging over one year (31 December 2020: Nil).

於2021年6月30日，無賬齡一年以上的重要的其他應付款(2020年12月31日：無)。

## Notes to Financial Statements (Continued)

1 January to 30 June 2021

## 財務報表附註(續)

2021年1月1日至6月30日止期間

## V. Notes to Key Items of Consolidated Financial Statements (Continued)

## 33. Non-current liabilities due within one year

## 五、合併財務報表主要項目註釋(續)

## 33. 一年內到期的非流動負債

Item		RMB 人民幣元	
項目		30 June 2021 2021年6月30日	31 December 2020 2020年12月31日
Long-term payables due within one year	一年內到期的長期應付款	3,191,160,359.10	2,954,756,850.00
Long-term borrowings due within one year	一年內到期的長期借款	2,848,045,028.17	2,760,330,394.83
Lease liabilities due within one year	一年內到期的租賃負債	2,006,462,371.75	2,368,437,362.56
Bonds payable due within one year	一年內到期的應付債券	710,673,738.20	–
Other non-current liabilities due within one year	一年內到期的其他非流動負債	3,650,388,332.99	3,191,122,669.69
<b>Total</b>	<b>合計</b>	<b>12,406,729,830.21</b>	<b>11,274,647,277.08</b>
Long-term borrowings due within one year include:	其中：一年內到期的長期借款：		
Mortgage loans (Note V.35 – Notes 9 and 10)	抵押借款(附註五、35：註9、10)	18,000,000.00	18,000,000.00
Guaranteed loans (Note V.35 – Notes 2, 4, 7 and 8)	保證借款(附註五、35：註2、4、7、8)	1,766,235,068.05	2,288,465,175.00
Credit loans	信用借款	1,059,809,960.12	449,865,219.83
Other loans (Note V.35 – Note 11)	其他借款(附註五、35：註11)	4,000,000.00	4,000,000.00

## 34. Other current liabilities

## 34. 其他流動負債

Item		RMB 人民幣元	
項目		30 June 2021 2021年6月30日	31 December 2020 2020年12月31日
Product quality assurance deposit	產品質量保證金	3,631,934,908.24	3,403,818,750.95
Loans from leasing institutions	租賃機構借款	1,957,010,283.70	1,870,916,400.00
Short-term commercial paper	短期融資券	500,000,000.00	500,000,000.00
Others	其他	789,887,690.26	827,031,873.62
<b>Total</b>	<b>合計</b>	<b>6,878,832,882.20</b>	<b>6,601,767,024.57</b>

## Notes to Financial Statements (Continued)

1 January to 30 June 2021

## 財務報表附註(續)

2021年1月1日至6月30日止期間

## V. Notes to Key Items of Consolidated Financial Statements (Continued)

## 35. Long-term borrowings

## 五、合併財務報表主要項目註釋(續)

## 35. 長期借款

		<i>RMB</i> 人民幣元	
Item 項目		30 June 2021 2021年6月30日	31 December 2020 2020年12月31日
Mortgage loans (Notes 9 and 10)	抵押借款(註9、10)	31,000,000.00	40,000,000.00
Guaranteed loans (Notes 1~8)	保證借款(註1~8)	10,418,404,684.01	10,433,914,067.40
Credit loans	信用借款	1,373,481,854.85	1,409,724,299.84
Other loans (Note 11)	其他借款(註11)	143,000,000.00	143,000,000.00
Total	合計	11,965,886,538.86	12,026,638,367.24

Long-term borrowings are classified according to maturity dates as follows:

長期借款按到期日劃分如下：

		<i>RMB</i> 人民幣元	
Maturity 到期日		30 June 2021 2021年6月30日	31 December 2020 2020年12月31日
Due within 1 year	1年內到期	2,848,045,028.17	2,760,330,394.83
Due within 1 to 2 years	1到2年內到期	679,430,240.26	831,666,081.88
Due within 2 to 5 years	2到5年內到期	10,595,456,298.60	10,583,972,285.36
Due over 5 years	5年以上	691,000,000.00	611,000,000.00
Sub-total	小計	14,813,931,567.03	14,786,968,762.07
Less: Long-term borrowings classified as due within one year	減：分類為一年內到期的長期借款	2,848,045,028.17	2,760,330,394.83
Total	合計	11,965,886,538.86	12,026,638,367.24

As at 30 June 2021, the above loans carried interest at rates ranging from 0.57% to 7.24% (31 December 2020: 0.57% to 7.45%) per annum.

於2021年6月30日，上述借款的年利率為0.57%~7.24%（2020年12月31日：0.57%~7.45%）。



## Notes to Financial Statements (Continued)

1 January to 30 June 2021

## V. Notes to Key Items of Consolidated Financial Statements (Continued)

## 35. Long-term borrowings (Continued)

Note 1: As at 30 June 2021, an amount of EUR353,000,000.00 equivalent to RMB2,713,228,600.00 under long term borrowings (31 December 2020: RMB2,832,825,000.00) was loan(s) provided to Weichai Power (Hong Kong) International Development Co., Ltd., a subsidiary of the Company, from China Development Bank, for which the Company provided guarantee for joint liabilities. The long term borrowings will mature on 15 October 2024.

Note 2: As at 30 June 2021, an amount of EUR201,500,000.00 equivalent to RMB1,548,769,300.00 under long term borrowings (31 December 2020: RMB1,617,037,500.00) was loan(s) provided to Weichai Power (Hong Kong) International Development Co., Ltd., a subsidiary of the Company, from ANZ Singapore, for which the Company provided guarantee for joint liabilities. The long term borrowings will mature within one year.

Note 3: As at 30 June 2021, an amount of EUR129,000,000.00, equivalent to RMB991,519,800.00 under long term borrowings (31 December 2020: RMB1,035,225,000.00) was loan(s) provided to Weichai Power (Hong Kong) International Development Co., Ltd., a subsidiary of the Company, from Bank of China (Hong Kong) Limited, for which the Company provided guarantee for joint liabilities. The long term borrowings will mature in stages on 28 October 2024. Among others, no amount will mature within one year.

Note 4: As at 30 June 2021, an amount of EUR30,000,000.00 equivalent to RMB230,586,000.00 under long term borrowings (31 December 2020: RMB276,862,500.00) was loan(s) provided to Weichai Power (Hong Kong) International Development Co., Ltd., a subsidiary of the Company, from The Export-import Bank of China, for which the Company provided guarantee for joint liabilities. The long term borrowings will mature in stages on 21 June 2023. Among others, an amount of EUR7,500,000.00 equivalent to RMB57,646,500.00 (31 December 2020: RMB96,300,000.00) will mature within one year.

## 財務報表附註(續)

2021年1月1日至6月30日止期間

## 五、合併財務報表主要項目註釋(續)

## 35. 長期借款(續)

註1：於2021年6月30日，長期借款中歐元353,000,000.00，折合人民幣2,713,228,600.00元(2020年12月31日：人民幣2,832,825,000.00元)為國家開發銀行向本公司之子公司濰柴動力(香港)國際發展有限公司提供的貸款，由本公司提供連帶責任保證擔保。該筆長期借款將於2024年10月15日到期。

註2：於2021年6月30日，長期借款中歐元201,500,000.00，折合人民幣1,548,769,300.00元(2020年12月31日：人民幣1,617,037,500.00元)為澳新銀行新加坡分行向本公司之子公司濰柴動力(香港)國際發展有限公司提供的貸款，由本公司提供連帶責任保證擔保，並將於一年內到期。

註3：於2021年6月30日，長期借款中歐元129,000,000.00，折合人民幣991,519,800.00元(2020年12月31日：人民幣1,035,225,000.00元)為中國銀行(香港)有限公司向本公司之子公司濰柴動力(香港)國際發展有限公司提供的貸款，由本公司提供連帶責任保證擔保。該筆長期借款將於2024年10月28日分期到期，其中無一年內到期金額。

註4：於2021年6月30日，長期借款中歐元30,000,000.00，折合人民幣230,586,000.00元(2020年12月31日：人民幣276,862,500.00元)為中國進出口銀行向本公司之子公司濰柴動力(香港)國際發展有限公司提供的貸款，由本公司提供連帶責任保證擔保。該筆長期借款將於2023年6月21日分期到期，其中歐元7,500,000.00，折合人民幣57,646,500.00元(2020年12月31日：人民幣96,300,000.00元)將於一年內到期。

## Notes to Financial Statements (Continued)

1 January to 30 June 2021

## V. Notes to Key Items of Consolidated Financial Statements (Continued)

## 35. Long-term borrowings (Continued)

Note 5: As at 30 June 2021, an amount of GBP27,767,540.78 equivalent to RMB248,279,480.13 under long term borrowings (31 December 2020: RMB246,856,075.45) was loan(s) provided to Weichai Power (Hong Kong) International Development Co., Ltd., a subsidiary of the Company, from Industrial and Commercial Bank of China Limited, Luxembourg Branch, for which the Company provided guarantee for joint liabilities. The long term borrowings will mature on 2 December 2024.

Note 6: As at 30 June 2021, an amount of EUR785,658,755.00 under long-term borrowings equivalent to RMB6,038,730,322.68 (31 December 2020: RMB5,783,286,508.87) was loan(s) provided to Weichai Power (Hong Kong) International Development Co., Ltd., a subsidiary of the Company, from Australia and New Zealand Banking, Hong Kong Branch, Industrial and Commercial Bank of China (Asia) Limited, Agricultural Bank of China Limited Hong Kong Branch, DBS Hong Kong Branch, Postal Savings Bank of China Co., Ltd. Weifang Branch, for which the Company provided guarantee for joint liabilities. The loan will mature within one year in stages on 21 September 2025. Among others, no amount will mature within one year.

Note 7: As at 30 June 2021, an amount of USD44,181,000.00 equivalent to RMB285,420,353.85 under long term borrowings (31 December 2020: RMB288,286,658.08) was loan(s) provided to Weichai Power (Hong Kong) International Development Co., Ltd., a subsidiary of the Company, from Industrial and Commercial Bank of China (Asia) Limited, for which provided guarantee for joint liabilities. The loan will mature in stages by 7 November 2024. Among others, an amount of USD4,909,000.00 equivalent to RMB31,713,372.65 (31 December 2020: Nil) will mature within one year.

Note 8: As at 30 June 2021, an amount of EUR16,667,000.00 equivalent to RMB128,105,895.40 under long term borrowings (31 December 2020: RMB200,625,000.00) was loan(s) provided to Weichai (Germany) Real Estate GmbH, a subsidiary of the Company, from Bank of China Frankfurt Branch, for which the Company provided guarantee for joint liabilities. The loan will mature within one year.

Note 9: As at 30 June 2021, an amount of RMB22,000,000.00 (31 December 2020: RMB26,000,000.00) under long-term borrowings was loan(s) provided to Shengrui Transmission, a subsidiary of the Company, from China Construction Bank Corporation Weifang Branch, secured by intangible assets with a carrying amount of RMB21,956,413.63 and fixed assets with a carrying amount of RMB57,887,271.10 of Shengrui Transmission pursuant to the borrowing agreement. The long-term borrowing will mature in stages by 23 October 2023. Among others, RMB8,000,000.00 (31 December 2020: RMB8,000,000.00) will mature within one year.

## 財務報表附註(續)

2021年1月1日至6月30日止期間

## 五、合併財務報表主要項目註釋(續)

## 35. 長期借款(續)

註5：於2021年6月30日，長期借款中英鎊27,767,540.78，折合人民幣248,279,480.13元(2020年12月31日：人民幣246,856,075.45元)為中國工商銀行盧森堡分行向本公司之子公司濰柴動力(香港)國際發展有限公司提供的貸款，由本公司提供連帶責任保證擔保。該筆長期借款將於2024年12月02日到期。

註6：於2021年6月30日，長期借款中歐元785,658,755.00，折合人民幣6,038,730,322.68元(2020年12月31日：5,783,286,508.87元)為澳新銀行香港分行、中國工商銀行(亞洲)有限公司、中國農業銀行股份有限公司香港分行、星展銀行香港分行、中國郵政儲蓄銀行股份有限公司濰坊分行，向本公司之子公司濰柴動力(香港)國際發展有限公司提供的貸款，由本公司提供連帶責任保證擔保，該筆借款將於2025年09月21日前分期到期，其中無一年內到期金額。

註7：於2021年6月30日，長期借款中美元44,181,000.00，折合人民幣285,420,353.85元(2020年12月31日：人民幣288,286,658.08元)為中國工商銀行(亞洲)有限公司向本公司之子公司濰柴動力(香港)國際發展有限公司提供的貸款，由本公司提供連帶責任保證擔保。該筆長期借款將於2024年11月7日前分期到期，其中美元4,909,000.00，折合人民幣31,713,372.65元(2020年12月31日：無)將於一年內到期。

註8：於2021年6月30日，長期借款中歐元16,667,000.00，折合人民幣128,105,895.40元(2020年12月31日：人民幣200,625,000.00元)為中國銀行法蘭克福分行向本公司之子公司濰柴(德國)房地產有限公司提供的貸款，由本公司提供連帶責任保證擔保，並將於一年內到期。

註9：於2021年6月30日，長期借款中人民幣22,000,000.00元(2020年12月31日：26,000,000.00元)為中國建設銀行股份有限公司濰坊分行向本公司之子公司盛瑞傳動提供的借款，以盛瑞傳動賬面價值人民幣21,956,413.63元的無形資產和57,887,271.10元的固定資產作為抵押。該筆長期借款將於2023年10月23日前分期到期，其中人民幣8,000,000.00元(2020年12月31日：8,000,000.00元)將於一年內到期。

## Notes to Financial Statements (Continued)

1 January to 30 June 2021

## V. Notes to Key Items of Consolidated Financial Statements (Continued)

## 35. Long-term borrowings (Continued)

Note 10: As at 30 June 2021, an amount of RMB27,000,000.00 (31 December 2020: RMB32,000,000.00) under long-term borrowings was loan(s) provided to Shengrui Transmission, a subsidiary of the Company, from China Construction Bank Corporation Weifang Branch, secured by land and properties held by minority shareholders of Shengrui Transmission, pursuant to the borrowing agreement. The long-term borrowing will mature in stages by 13 October 2023. Among others, RMB10,000,000.00 (31 December 2020: RMB10,000,000.00) will mature within one year.

Note 11: As at 30 June 2021, an amount of RMB147,000,000.00 under long-term borrowings (31 December 2020: RMB147,000,000.00) was loan(s) provided to Shaanxi Fast Gear Co., Ltd., a subsidiary of the Company, from CDB Capital Co., Ltd., and the loan agreed in the loan agreement were used in medium-duty and light-duty gear boxes and new energy transmission system projects. This long-term borrowing will mature in stages by 22 October 2030. Among others, RMB4,000,000.00 (31 December 2020: RMB4,000,000.00) will mature within one year.

## 36. Bonds payable

Item  
項目

Bonds payable

應付債券

## 財務報表附註(續)

2021年1月1日至6月30日止期間

## 五、合併財務報表主要項目註釋(續)

## 35. 長期借款(續)

註10：於2021年6月30日，長期借款中人民幣27,000,000.00元(2020年12月31日：人民幣32,000,000.00元)為中國建設銀行股份有限公司濰坊分行向本公司之子公司盛瑞傳動提供的借款，借款協議約定以盛瑞傳動少數股東持有的其他公司土地和房產作為抵押。該筆長期借款將於2023年10月13日前分期到期，其中人民幣10,000,000.00元(2020年12月31日：人民幣10,000,000.00元)將於一年內到期。

註11：於2021年6月30日，長期借款中人民幣147,000,000.00元(2020年12月31日：人民幣147,000,000.00元)為國開發基金有限公司向本公司之子公司陝西法士特齒輪有限責任公司提供的貸款，借款協議約定該筆借款用於中輕型變速器及新能源傳動系統項目。該筆長期借款將於2030年10月22日前分期到期，其中人民幣4,000,000.00元(2020年12月31日：人民幣4,000,000.00元)將於一年內到期。

## 36. 應付債券

RMB

人民幣元

Item 項目	30 June 2021 2021年6月30日	31 December 2020 2020年12月31日
Bonds payable 應付債券	6,316,672,884.05	8,702,767,425.04

## Notes to Financial Statements (Continued)

1 January to 30 June 2021

## 財務報表附註(續)

2021年1月1日至6月30日止期間

## V. Notes to Key Items of Consolidated Financial Statements (Continued)

## 36. Bonds payable (Continued)

As at 30 June 2021, balance of bonds payable are listed as follows:

## 五、合併財務報表主要項目註釋(續)

## 36. 應付債券(續)

於2021年6月30日，應付債券餘額列示如下：

RMB

人民幣元

Item	Face value	Issuing date	Bond period	Issued amount	At the beginning of period	Issued during the period	Accrued interest during the period	Amortization	Repaid during the period	Fair value adjustments	Exchange gain or loss/ Adjustment for exchange differences	Less: due within one year	At the end of period	Notes	
															項目
Medium-term note	中期票據	7,367,344,000.00	2017年2月21日	註1	7,344,731,360.00	2,857,203,995.09	-	19,480,920.99	2,259,344.20	(1,305,572,600.00)	-	(98,685,551.83)	710,673,738.20	744,531,449.20	1
Medium-term note	中期票據	1,504,120,000.00	2018年6月	7年	1,500,359,700.00	1,492,820,851.10	-	5,852,260.80	218,898.40	-	(33,666,333.05)	(60,738,661.00)	-	1,398,624,755.45	2
Medium-term note	中期票據	906,834,800.00	2019年4月	7年	905,254,424.00	384,694,425.00	-	3,928,743.61	46,906.80	-	-	(16,241,845.20)	-	368,499,486.60	3
Corporate bonds	企業債券	3,967,200,000.00	2020年9月	5年	3,967,200,000.00	3,968,048,153.85	-	36,071,329.20	4,557,777.40	-	-	(167,598,738.45)	-	3,805,007,192.80	4
Total	合計	13,745,498,000.00			13,717,545,484.00	8,702,767,425.04	-	65,333,354.60	7,082,926.80	(1,305,572,600.00)	(33,666,333.05)	(343,264,796.54)	710,673,738.20	6,316,672,884.05	

Note 1: KION, a subsidiary of the Company, issued medium-term notes with total par value of EUR1,010 million in February 2017, which will mature in May 2022, April 2024 and April 2027, at floating interest rate based on EURIBOR (Euro Interbank Offered Rate). In April 2021, KION early redeemed part of the bonds payable in 2024 and repaid EUR167 million, equivalent to RMB1,305,572,600. On 30 June 2021, KION repaid EUR92,461,000, equivalent to RMB710,673,738.20, which will be mature within one year.

註1：本公司之子公司KION，於2017年2月發行票面總額為10.1億歐元的中期票據，分別於2022年5月、2024年4月和2027年4月到期，利率為以EURIBOR（歐元銀行同業拆借利率）為基準的浮動利率。於2021年4月，KION提前償還部分於2024年到期應付債券，償還金額為1.67億歐元，折合人民幣1,305,572,600元。於2021年6月30日，歐元92,461,000，折合人民幣710,673,738.20元，將於一年內到期。

Note 2: KION, a subsidiary of the Company, issued medium-term notes with total par value of EUR179 million in June 2018 with bond period of 7 years. Nominal amount of EUR100 million of such notes are at floating interest rate based on EURIBOR while the other nominal amount of EUR79 million are at fixed interest rate.

註2：本公司之子公司KION，於2018年6月發行票面總額為1.79億歐元的中期票據，債券期限為7年，該票據中1億歐元面額利率為以EURIBOR（歐元銀行同業拆借利率）為基準的浮動利率，另0.79億歐元面額利率為固定利率。

Note 3: KION, a subsidiary of the Company, issued medium-term notes with total par value of EUR120.5 million in April 2019 with bond period of 7 years, at floating interest rate based on EURIBOR.

註3：本公司之子公司KION，於2019年4月發行票面總額為1.205億歐元的中期票據，債券期限為7年，利率為以EURIBOR（歐元銀行同業拆借利率）為基準的浮動利率。

Note 4: KION, a subsidiary of the Company, issued corporate bonds of principal amount of EUR500 million in September 2020, with a nominal interest rate of 1.625%, and maturity of 5 years. The bonds will be mature in 2025.

註4：本公司之子公司KION，於2020年9月發行票面金額為5億歐元的企業債券，債券期限為5年，票面利率為1.625%，該筆債券於2025年到期。

## Notes to Financial Statements (Continued)

1 January to 30 June 2021

## 財務報表附註(續)

2021年1月1日至6月30日止期間

## V. Notes to Key Items of Consolidated Financial Statements (Continued)

## 37. Lease liabilities

## 五、合併財務報表主要項目註釋(續)

## 37. 租賃負債

Item 項目		RMB 人民幣元	
		30 June 2021 2021年6月30日	31 December 2020 2020年12月31日
Lease liabilities	租賃負債	7,977,567,892.48	9,604,335,470.34
Less: Lease liabilities taken to non-current liabilities due within one year (Note V.33)	減：計入一年內到期的非流動負債的租賃負債 (附註五、33)	2,006,462,371.75	2,368,437,362.56
Total	合計	5,971,105,520.73	7,235,898,107.78

As at 30 June 2021, the balance of unrecognized finance costs in lease liabilities amounted to RMB508,083,713.46 (31 December 2020: RMB623,427,598.02).

於2021年6月30日，與租賃負債相關的未確認融資費用的餘額為人民幣508,083,713.46元(2020年12月31日：人民幣623,427,598.02元)。

## 38. Long-term payables

## 38. 長期應付款

Item 項目		RMB 人民幣元	
		30 June 2021 2021年6月30日	31 December 2020 2020年12月31日
Long-term payables	長期應付款	7,272,426,921.60	6,977,885,050.93
Special payables	專項應付款	26,429,641.24	26,812,880.19
Total	合計	7,298,856,562.84	7,004,697,931.12

## Notes to Financial Statements (Continued)

1 January to 30 June 2021

## V. Notes to Key Items of Consolidated Financial Statements (Continued)

## 38. Long-term payables (Continued)

Long-term payables by nature:

Item 項目		RMB 人民幣元	
		30 June 2021 2021年6月30日	31 December 2020 2020年12月31日
Government grants for national debt projects	國債項目政府撥款	5,500,000.00	5,500,000.00
Balance of indirect lease guarantee	間接租賃擔保餘值	1,304,610,778.99	1,496,839,050.00
Financial liabilities related to sale and leaseback	售後租回相關金融負債	5,962,316,142.61	5,475,546,000.93
<b>Total</b>	<b>合計</b>	<b>7,272,426,921.60</b>	<b>6,977,885,050.93</b>

Special payables by nature:

按款項性質列示專項應付款：

Item 項目		31 December 2020 2020年12月31日	RMB 人民幣元		30 June 2021 2021年6月30日
			Increase during the period 本期增加	Decrease during the period 本期減少	
Interest subsidy for liquid fund granted by provincial finance office	省財政廳撥付的流動 資金貸款貼息	23,000,000.00	-	-	23,000,000.00
Compensation for relocation	拆遷補償款	3,812,880.19	2,206,329.04	2,589,567.99	3,429,641.24
<b>Total</b>	<b>合計</b>	<b>26,812,880.19</b>	<b>2,206,329.04</b>	<b>2,589,567.99</b>	<b>26,429,641.24</b>

## 財務報表附註(續)

2021年1月1日至6月30日止期間

## 五、合併財務報表主要項目註釋(續)

## 38. 長期應付款(續)

按款項性質列示長期應付款：

## Notes to Financial Statements (Continued)

1 January to 30 June 2021

## 財務報表附註(續)

2021年1月1日至6月30日止期間

## V. Notes to Key Items of Consolidated Financial Statements (Continued)

## 39. Long-term payroll payable

## 五、合併財務報表主要項目註釋(續)

## 39. 長期應付職工薪酬

Item 項目		RMB 人民幣元	
		30 June 2021 2021年6月30日	31 December 2020 2020年12月31日
Defined benefit obligations	設定受益義務	10,958,273,391.43	12,840,459,812.53
Long-term severance benefits	長期辭退福利	732,796,877.19	694,341,321.39
Cash-settled share-based payments (Note XI)	以現金結算的股份支付 (附註十一)	314,918,986.40	180,377,925.00
Other long-term payroll payable	其他長期職工薪酬	861,696,193.00	852,076,254.05
Subtotal	小計	12,867,685,448.02	14,567,255,312.97
Less: Long-term payroll payable due within one year	減：一年內到期的長期 應付職工薪酬	575,069,860.72	366,575,010.36
Among which: Severance benefits	其中：辭退福利	261,403,110.02	271,550,985.36
Cash-settled share-based payments	以現金結算的股份支付	196,674,485.60	27,927,000.00
Other long-term payroll payable	其他長期職工薪酬	116,992,265.10	67,097,025.00
Total	合計	12,292,615,587.30	14,200,680,302.61

## Notes to Financial Statements (Continued)

1 January to 30 June 2021

## V. Notes to Key Items of Consolidated Financial Statements (Continued)

## 39. Long-term payroll payable (Continued)

## Defined benefit obligations

The Group operates defined benefit schemes for its staff in some overseas subsidiaries who meet conditions. The scheme requires that contribution be made to an independently administered fund. Under the scheme, staff are entitled to enjoy retirement benefit provided for under defined benefit of the plans.

The Group's defined benefit scheme is one requiring contribution after termination of service. The scheme requires that contribution be made to an independently administered fund. The scheme is administered by an independent trustee in the legal form of a fund. The assets held under the fund is held separately with assets of the Group. The trustee is responsible for the investment strategies of the scheme.

The trustee assesses the level of capital of the scheme. The assessment includes asset-liabilities matching strategies and investment risk management strategies. The trustee determines the amount to be deployed based on the result of its annual assessment.

The scheme is exposed to interest rate risk, risk of change of anticipated age of beneficiaries of the pension, and risks of the securities market.

## 財務報表附註(續)

2021年1月1日至6月30日止期間

## 五、合併財務報表主要項目註釋(續)

## 39. 長期應付職工薪酬(續)

## 設定受益義務

本集團部分境外子公司為符合條件的員工運作若干設定受益計劃，該計劃要求向獨立管理的基金繳存費用。在該計劃下，員工有權享受設定受益計劃約定的退休福利。

本集團的設定受益計劃是離職後退休金計劃，該計劃要求向獨立管理的基金繳存費用。該計劃以基金為法律形式，並由獨立受託人進行管理，其持有的資產與本集團的資產單獨分開。受託人負責確定該計劃的投資策略。

受託人審核計劃的資金水平。該審核包括資產－負債匹配策略和投資風險管理策略。受託人根據年度審核的結果決定應繳存額。

該計劃受利率風險、退休金受益人的預期壽命變動風險和證券市場風險的影響。



## Notes to Financial Statements (Continued)

1 January to 30 June 2021

## 財務報表附註(續)

2021年1月1日至6月30日止期間

## V. Notes to Key Items of Consolidated Financial Statements (Continued)

## 五、合併財務報表主要項目註釋(續)

## 39. Long-term payroll payable (Continued)

Defined benefit obligations (Continued)

The following table sets out the key actuarial assumptions used as at the balance sheet date:

Key actuarial assumptions		30 June 2021	31 December 2020
主要精算假設		2021年6月30日	2020年12月31日
Discount rate (%)	折現率(%)	0.80-2.85	0.39-2.55
Expected rate of salary increment (%)	預期薪金增長率(%)	0.00-2.98	0.00-2.98
Expected growth rate of future pension expenses (%)	預期未來退休金費用增長率(%)	0.00-4.25	0.00-4.25

Scheme recognized in the income statement is set out below:

在利潤表中確認的有關計劃如下：

Item		Incurring during the period	Incurring in previous year
項目		本期	上期
Current period cost of service	當期服務成本	228,938,450.07	209,583,608.10
Previous cost of service	過去服務成本	1,274,301.40	-
Net interest	利息淨額	33,874,260.61	70,928,073.72
Net amount of the cost of post-employment benefit	離職後福利成本淨額	264,087,012.08	280,511,681.82
Taken to cost of sales	計入營業成本	134,880,503.40	123,806,776.10
Taken to distribution and selling expenses	計入銷售費用	37,689,613.80	34,764,936.50
Taken to general and administrative expenses	計入管理費用	41,530,148.47	36,934,626.70
Taken to research and development expenses	計入研發費用	16,112,485.80	14,077,268.80
Taken to finance expenses	計入財務費用	33,874,260.61	70,928,073.72
Total	合計	264,087,012.08	280,511,681.82

RMB  
人民幣元

## Notes to Financial Statements (Continued)

1 January to 30 June 2021

## 財務報表附註(續)

2021年1月1日至6月30日止期間

## V. Notes to Key Items of Consolidated Financial Statements (Continued)

## 39. Long-term payroll payable (Continued)

Defined benefit obligations (Continued)

The change in defined benefit obligations and the change in fair value of assets under the scheme are as follows:

## 五、合併財務報表主要項目註釋(續)

## 39. 長期應付職工薪酬(續)

設定受益義務(續)

設定受益義務變動和計劃資產公允價值變動如下：

		<i>RMB</i>		
		人民幣元		
Item		Present value of defined benefit scheme obligations	Fair value of assets under the scheme	Net liabilities/ (Net assets) of defined benefit scheme
項目		設定受益計劃義務現值	計劃資產公允價值	設定受益計劃淨負債/(淨資產)
Opening balance	期初餘額	19,438,125,178.73	(7,001,724,116.20)	12,436,401,062.53
Taken to profit or loss in the current period	計入當期損益	310,930,239.07	(46,843,226.99)	264,087,012.08
Cost of services	服務成本	230,212,751.47	–	230,212,751.47
Net interest	利息淨額	80,717,487.60	(46,843,226.99)	33,874,260.61
Taken to other comprehensive income	計入其他綜合收益	(1,614,901,204.71)	(58,356,607.64)	(1,673,257,812.35)
Actuarial gains or losses	精算利得或損失	(1,614,901,204.71)	–	(1,614,901,204.71)
Return on assets under the scheme (net of amount included in net interest)	計劃資產回報 (計入利息淨額的除外)	–	(58,356,607.64)	(58,356,607.64)
Other changes	其他變動	(823,574,818.67)	219,443,214.24	(604,131,604.43)
Benefits paid	已支付的福利	(227,815,603.08)	158,800,064.68	(69,015,538.40)
Contribution from employers	僱主繳存	–	(22,871,689.87)	(22,871,689.87)
Adjustment for exchange differences	匯兌差額調整	(617,586,513.19)	105,342,137.03	(512,244,376.16)
Others	其他	21,827,297.60	(21,827,297.60)	–
Closing balance	期末餘額	17,310,579,394.42	(6,887,480,736.59)	10,423,098,657.83

Note: As of 30 June 2021, the assets under the scheme amounting in aggregate to RMB535,174,733.60 (31 December 2020: RMB404,058,750.00) were accounted for under other non-current assets.

註：於2021年6月30日計劃資產中有共計人民幣535,174,733.60元(2020年12月31日：人民幣404,058,750.00元)在其他非流動資產中核算。

## Notes to Financial Statements (Continued)

1 January to 30 June 2021

## 財務報表附註(續)

2021年1月1日至6月30日止期間

## V. Notes to Key Items of Consolidated Financial Statements (Continued)

## 40. Accruals and provisions

## 五、合併財務報表主要項目註釋(續)

## 40. 預計負債

Item		30 June 2021	31 December 2020
項目		2021年6月30日	2020年12月31日
Pending litigation	未決訴訟	52,223,848.86	59,306,527.55
Product quality assurance deposit	產品質量保證金	279,783,560.87	293,159,881.98
Others	其他	118,625,055.21	156,614,561.84
Total	合計	450,632,464.94	509,080,971.37

RMB  
人民幣元

## 41. Deferred income

## 41. 遞延收益

Item		30 June 2021	31 December 2020
項目		2021年6月30日	2020年12月31日
Government grant	政府補助	2,292,704,541.77	2,218,813,065.64
Deferred income of indirect leasing business	間接租賃業務之遞延收益	2,030,909,253.60	2,391,883,350.00
Deferred income of sale and leaseback sub-leases	售後租回再轉租業務之遞延收益	314,465,500.60	386,183,865.00
Total	合計	4,638,079,295.97	4,996,880,280.64

RMB  
人民幣元

## Notes to Financial Statements (Continued)

1 January to 30 June 2021

## 財務報表附註(續)

2021年1月1日至6月30日止期間

## V. Notes to Key Items of Consolidated Financial Statements (Continued)

## 41. Deferred income (Continued)

As at 30 June 2021, the items related to government grant are as follows:

## 五、合併財務報表主要項目註釋(續)

## 41. 遞延收益(續)

於2021年6月30日，涉及政府補助的項目如下：

RMB  
人民幣元

Item 項目	31 December 2020 2020年12月31日	Increase during the period 本期增加	Taken to other income during the period 本期計入其他收益	Other decreases 其他減少	30 June 2021 2021年6月30日	Related to assets/income 與資產/收益相關
Land-related government grant 與土地相關的政府補助	975,719,587.43	22,500,000.00	(9,801,157.53)	-	988,418,429.90	Related to assets 與資產相關
Special funds for industry revitalization and technological renovation 產業振興和技改專項資金	785,627,677.18	106,403,285.00	(47,445,965.81)	(24,020,640.00)	820,564,356.37	Related to assets/income 與資產/收益相關
Special assistance fund 專項補助資金	255,977,764.06	50,259,000.00	(37,537,420.66)	-	268,699,343.40	Related to assets/income 與資產/收益相關
National debt special fund 國債專項資金	1,992,202.79	-	(996,101.40)	-	996,101.39	Related to assets 與資產相關
Position-based allowances for project teams 項目人才團隊崗位津貼等	197,396,182.94	1,850,000.00	(5,522,664.86)	(330,238.07)	193,393,280.01	Related to income 與收益相關
Others 其他	2,099,651.24	18,584,950.00	(51,570.54)	-	20,633,030.70	Related to assets 與資產相關
Total 合計	2,218,813,065.64	199,597,235.00	(101,354,880.80)	(24,350,878.07)	2,292,704,541.77	

## 42. Other non-current liabilities

## 42. 其他非流動負債

RMB  
人民幣元

Item 項目		30 June 2021 2021年6月30日	31 December 2020 2020年12月31日
Asset securitization financing 資產證券化融資		6,475,508,207.00	5,891,898,825.00
Long-term liabilities of indirect leasing business 間接租賃業務之長期負債		343,035,106.00	356,976,075.00
Interest rate swap contracts 利率互換合約		27,712,490.37	106,661,529.92
Put options 看跌期權		37,562,459.40	39,218,175.00
Others 其他		486,310,982.36	483,027,632.74
Total 合計		7,370,129,245.13	6,877,782,237.66

## Notes to Financial Statements (Continued)

1 January to 30 June 2021

## 財務報表附註(續)

2021年1月1日至6月30日止期間

## V. Notes to Key Items of Consolidated Financial Statements (Continued)

## 43. Share capital

## 五、合併財務報表主要項目註釋(續)

## 43. 股本

RMB  
人民幣元

Item 項目	31 December 2020 2020年12月31日	New shares issued 發行新股	Changes during the period 本期增減變動				Sub-total 小計	30 June 2021 2021年6月30日
			Bond issue 送股	Capitalisation of reserve 公積金轉股	Others 其他			
I. Restricted circulating shares 一、有限售條件股份	1,746,518,070	792,682,926	-	-	2,876,293	795,559,219	2,542,077,289	
1. State-owned legal person shares 1、國有法人持股	1,642,531,008	199,451,216	-	-	-	199,451,216	1,841,982,224	
2. Shares held by other domestic entities including: Shares held by domestic legal persons 其中：境內法人持股	103,987,062	387,195,128	-	-	2,876,293	390,071,421	494,058,483	
Shares held by domestic natural persons 境內自然人持股	-	387,195,128	-	-	-	387,195,128	387,195,128	
3. Shares held by foreign entities including: Shares held by overseas legal persons 其中：境外法人持股	-	206,036,582	-	-	-	206,036,582	206,036,582	
Shares held by overseas natural persons 境外自然人持股	-	206,036,582	-	-	-	206,036,582	206,036,582	
II. Non-restricted circulating shares 二、無限售條件股份	6,187,355,825	-	-	-	(2,876,293)	(2,876,293)	6,184,479,532	
1. RMB ordinary shares 人民幣普通股	4,244,315,825	-	-	-	(2,876,293)	(2,876,293)	4,241,439,532	
2. Overseas listed foreign shares 境外上市的外資股	1,943,040,000	-	-	-	-	-	1,943,040,000	
III. Total number of shares 三、股份總數	7,933,873,895	792,682,926	-	-	-	792,682,926	8,726,556,821	

Note: As approved at the tenth provisional meeting of the board of directors in 2020, the third provisional meeting of the supervisory committee in 2020, and the first extraordinary general meeting in 2021, and approved by the CSRC (Zheng Jian Xu Ke No. [2021]1407), the Company intended to issue 792,682,926 RMB-denominated ordinary shares (A Shares) with a par value of RMB1 per share to target subscribers by way of non-public issuance and increase its capital share by RMB792,682,926.00 and capital reserve fund by RMB12,195,374,354.47. The aforesaid non-public issuance has been verified by Deloitte Touche Tohmatsu Certified Public Accountants LLP, which has issued the Capital Verification Report on the Non-public Issuance of RMB-denominated Ordinary Shares (A Shares) (De Shi Bao (Yan) Zi (21) No. 00218) on 11 May 2021.

註：本公司根據2020年第十次臨時董事會會議決議、2020年第三次臨時監事會會議決議和2021年第一次臨時股東大會會議決議，並經證監會核准（證監許可[2021]1407號），向特定投資者非公開發行每股面值為人民幣1元的人民幣普通股（A股）792,682,926股，其中增加股本人民幣792,682,926.00元，增加資本公積人民幣12,195,374,354.47元。上述非公開增發資金已經德勤華永會計師事務所（特殊普通合夥）審驗，並於2021年5月11日出具了《非公開發行人民幣普通股（A股）股票驗資報告》（德師報（驗）字（21）第00218號）。

## Notes to Financial Statements (Continued)

1 January to 30 June 2021

## V. Notes to Key Items of Consolidated Financial Statements (Continued)

## 44. Capital reserve

## 財務報表附註(續)

2021年1月1日至6月30日止期間

## 五、合併財務報表主要項目註釋(續)

## 44. 資本公積

RMB

人民幣元

Item		31 December 2020	Increase during the period	Decrease during the period	30 June 2021
項目		2020年12月31日	本期增加	本期減少	2021年6月30日
Share premium (Notes V.43)	股本溢價(附註五·43)	29,726,142.07	12,195,374,354.47	–	12,225,100,496.54
Other capital reserve (Note 1)	其他資本公積(註1)	73,826,396.51	1,941,414.23	–	75,767,810.74
Wholly state-owned capital reserve	國有獨享資本公積	77,000,000.00	–	–	77,000,000.00
Total	合計	180,552,538.58	12,197,315,768.70	–	12,377,868,307.28

Note 1: KION, a subsidiary of the Company, made an equity-settled share-based payment, leading to an increase of RMB1,185,114.38 in capital reserve.

註1：本公司之子公司KION以權益結算的股份支付引起的資本公積增加人民幣1,185,114.38元。

## 45. Other comprehensive income

Other comprehensive income, on a cumulative basis, attributable to the parent as shown in the consolidated balance sheet is as follows:

## 45. 其他綜合收益

合併資產負債表中歸屬於母公司的其他綜合收益累計餘額：

RMB

人民幣元

Item		31 December 2020	Incurred before the current period	Incurred during the period		Less: Income tax expenses	Attributable to parent company after tax	Attributable to minority interests after tax	30 June 2021
				本期發生額	Less: Amount recognized in other comprehensive income in previous period and recognized in profit or loss in current period				
項目		2020年12月31日	本期所得稅前發生額	其他綜合收益當期轉入減：前期計入	減：所得稅費用	我後歸屬於母公司	我後歸屬於少數股東	2021年6月30日	
I. Other comprehensive income not to be reclassified into profit or loss	一、不能重分類進損益的其他綜合收益	(978,252,179.09)	2,180,609,402.46	–	568,362,609.21	967,481,570.85	644,765,222.40	(10,770,608.24)	
Changes arising from re-measuring of defined benefit plan	重新計量設定受益計劃變動額	(1,372,279,480.28)	1,673,257,812.35	–	491,991,810.55	534,286,612.60	646,979,389.20	(837,992,867.68)	
Other comprehensive income not to be reclassified into profit or loss using the equity method	權益法下不能轉損益的其他綜合收益	(147,444,220.30)	(6,043,159.40)	–	–	(4,480,204.89)	(1,562,954.51)	(151,924,425.19)	
Change in fair value of investment in other equity instruments	其他權益工具投資公允價值變動	541,471,521.49	513,394,749.51	–	76,370,798.66	437,675,163.14	(651,212.28)	919,146,684.63	
II. Other comprehensive income to be reclassified into profit or loss	二、將重分類進損益的其他綜合收益	(1,272,574,588.70)	17,147,711.20	17,313,720.00	(2,384,880.00)	181,174,262.95	(178,958,391.75)	(1,091,400,325.75)	
Other comprehensive income to be reclassified into profit or loss using the equity method	權益法下可轉損益的其他綜合收益	38,927,058.35	1,094,492.00	–	–	1,094,492.00	–	40,021,550.35	
Cashflow hedging reserve	現金流量套期儲備	(10,501,515.24)	17,764,180.86	17,313,720.00	(2,384,880.00)	6,152,104.98	(3,316,764.12)	(4,349,410.26)	
Exchange differences on foreign currency translation	外幣財務報表折算差額	(1,201,000,131.81)	(1,710,961.66)	–	–	173,927,665.97	(175,638,627.63)	(1,127,072,465.84)	
Total of other comprehensive income	其他綜合收益合計	(2,250,826,767.79)	2,197,757,113.66	17,313,720.00	565,977,729.21	1,148,655,833.80	465,809,830.65	(1,102,170,933.99)	

## Notes to Financial Statements (Continued)

1 January to 30 June 2021

## 財務報表附註(續)

2021年1月1日至6月30日止期間

## V. Notes to Key Items of Consolidated Financial Statements (Continued)

## 46. Special reserve

## 五、合併財務報表主要項目註釋(續)

## 46. 專項儲備

RMB  
人民幣元

Item 項目		31 December 2020 2020年12月31日	Increase during the period 本期增加	Decrease during the period 本期減少	30 June 2021 2021年6月30日
Safety funds 安全生產費		223,430,167.81	58,671,161.43	28,106,179.08	253,995,150.16

## 47. Surplus reserve

## 47. 盈餘公積

RMB  
人民幣元

Item 項目		31 December 2020 2020年12月31日	Increase during the period 本期增加	Decrease during the period 本期減少	30 June 2021 2021年6月30日
Statutory surplus reserve 法定盈餘公積		1,630,243,076.46	-	-	1,630,243,076.46

## Notes to Financial Statements (Continued)

1 January to 30 June 2021

## 財務報表附註(續)

2021年1月1日至6月30日止期間

## V. Notes to Key Items of Consolidated Financial Statements (Continued)

## 48. Retained earnings

## 五、合併財務報表主要項目註釋(續)

## 48. 未分配利潤

Item 項目		RMB 人民幣元	
		Incurred during this period 本期發生額	Incurred in previous period 上期發生額
Retained earnings at the beginning of the period	期初未分配利潤	43,485,047,330.89	37,282,373,385.43
Net profit attributable to shareholders of the parent	歸屬於母公司股東的淨利潤	6,431,644,827.88	4,680,231,806.93
Less: Dividend payable on ordinary shares in cash	減：應付普通股現金股利	2,033,287,739.29	1,079,006,849.72
Acquisition of minority interests in subsidiaries	購買子公司少數股東股權	-	41,529,369.29
Retained earnings at the end of the period	期末未分配利潤	47,883,404,419.48	40,842,068,973.35

On 28 June 2021, the Company's 2020 profit distribution proposal was considered and approved at the Company's 2020 annual general meeting. Based on the total share capital of 8,726,556,821 shares, the Company distributed to all shareholders a cash dividend of RMB2.33 (including tax) for every 10 shares held, without any capitalisation of reserve. Cash dividend amounting to RMB2,033,287,739.29 was distributed.

於2021年6月28日，本公司2020年度股東周年大會審議通過了2020年度利潤分配方案，本公司以總股本8,726,556,821股為基數，向全體股東每10股派發現金紅利人民幣2.33元（含稅），不實施公積金轉增股本，共派發現金股利人民幣2,033,287,739.29元。



## Notes to Financial Statements (Continued)

1 January to 30 June 2021

## 財務報表附註(續)

2021年1月1日至6月30日止期間

## V. Notes to Key Items of Consolidated Financial Statements (Continued)

## 49. Minority interests

## 五、合併財務報表主要項目註釋(續)

## 49. 少數股東權益

RMB  
人民幣元

Item 項目		30 June 2021 2021年6月30日	31 December 2020 2020年12月31日
Minority interest attributable to ordinary share holders	歸屬於普通股少數股東的權益	26,194,587,756.51	24,177,730,893.38
Minority interests – perpetual bonds	少數股東權益 – 永續債	5,053,277,241.69	5,053,277,241.69
Total	合計	31,247,864,998.20	29,231,008,135.07

On 14 September 2017, Weichai International Hong Kong Energy Group Co., Limited, a subsidiary of the Company, issued perpetual bond of par value of USD775 million, nominal interest rate of 3.75% and with interest payable every six months. Total net proceeds after deduction of issue expenses amounted to RMB5,053,277,241.69.

The perpetual bonds were issued with the guarantee provided by the Company for its subsidiary Weichai International Hong Kong Energy Group Co., Limited, without maturity date, without conversion right, and dividend distribution may be deferred for an indefinite number of times at the discretion of the Company. The Company is entitled to redeem such perpetual bonds on 14 September 2022.

於2017年9月14日，本公司之子公司濰柴國際(香港)能源集團有限公司發行票面總額為7.75億美元，票面利率為3.75%，付息頻率為6個月的永續債，扣除發行費用後募集資金總額為人民幣5,053,277,241.69元。

該等永續債由本公司為子公司濰柴國際(香港)能源集團有限公司提供擔保發行，無到期日，無轉股權，且分派股息可由本公司酌情延期，且不受次數限制。本公司有權於2022年9月14日贖回該等永續債。

## Notes to Financial Statements (Continued)

1 January to 30 June 2021

## 財務報表附註(續)

2021年1月1日至6月30日止期間

## V. Notes to Key Items of Consolidated Financial Statements (Continued)

## 50. Revenue and cost of sales

## (1) Revenue and cost of sales

Item 項目		Incurred during this period 本期發生額		Incurred in the previous period 上期發生額	
		Revenue 收入	Cost 成本	Revenue 收入	Cost 成本
Revenue from principal operations	主營業務	120,522,675,438.40	97,089,581,433.04	91,070,191,344.94	72,839,210,382.86
Other revenue	其他業務	5,865,219,969.13	5,487,610,882.13	3,424,367,748.75	3,150,432,799.38
Total	合計	126,387,895,407.53	102,577,192,315.17	94,494,559,093.69	75,989,643,182.24

RMB

人民幣元

## (2) Reporting segment

## (2) 報告分部

Item 項目		Automobiles and automobile components 汽車及汽車零部件			Intelligent logistics 智能物流	Total 合計
		Engines 發動機				
Classified by major regions of operation:	按主要經營地區分類					
Including: Mainland China	其中：中國大陸	30,729,216,478.17	51,932,021,611.02	2,393,800,148.59		85,055,038,237.78
Other countries and regions	其他國家和地區	2,249,285,938.45	2,771,492,123.51	36,312,079,107.79		41,332,857,169.75
Total	合計	32,978,502,416.62	54,703,513,734.53	38,705,879,256.38		126,387,895,407.53
Classified by time for recognition of revenue:	按收入確認時間分類					
Including: Transferred at a certain point of time	其中：在某一時點轉讓	32,874,730,961.69	54,668,569,763.97	19,486,650,792.41		107,029,951,518.07
Provided over a certain period of time	在某一時段內提供	79,327,122.96	15,763,512.82	15,477,256,502.85		15,572,347,138.63
Revenue arising from the contracts with customers	與客戶之間的合同產生的收入小計	32,954,058,084.65	54,684,333,276.79	34,963,907,295.26		122,602,298,656.70
Revenue under the Standard on Lease	租賃準則下收入	24,444,331.97	19,180,457.74	3,741,971,961.12		3,785,596,750.83
Total	合計	32,978,502,416.62	54,703,513,734.53	38,705,879,256.38		126,387,895,407.53

RMB

人民幣元

## Notes to Financial Statements (Continued)

1 January to 30 June 2021

## V. Notes to Key Items of Consolidated Financial Statements (Continued)

## 50. Revenue and cost of sales (Continued)

## (3) Performance of obligations

The supply chain solution services provided by the Group belong to the performance obligation satisfied over a certain period of time. The performance costs actually incurred on a cumulative basis as a percentage of estimated total costs is used to ascertain progress of performance of supply chain solution services contracts. As at 30 June 2021, some of the Group's supply chain solution services contracts were still in the process of performance, the transaction price allocated to the outstanding (or partially unperformed) performance obligations is related to the performance progress of each supply chain solution services contract, and will be recognized as revenue in the future performance period of each supply chain solution services contracts based on the performance progress.

## 51. Taxes and surcharges

## 財務報表附註(續)

2021年1月1日至6月30日止期間

## 五、合併財務報表主要項目註釋(續)

## 50. 營業收入及成本(續)

## (3) 履約義務的說明

本集團提供的供應鏈解決方案服務屬於在某一時段內履行的履約義務，按照累計實際發生的履約成本佔預計總成本的比例確定供應鏈解決方案服務合同的履約進度。截至2021年6月30日，本集團部分供應鏈解決方案服務尚在履行過程中，分攤至尚未履行(或部分未履行)履約義務的交易價格與相應供應鏈解決方案服務的履約進度相關，並將於相應供應鏈解決方案服務的未來履約期內按履約進度確認為收入。

## 51. 税金及附加

RMB

人民幣元

Items 項目	Incurring during this period 本期發生額	Incurring in the previous period 上期發生額
City maintenance and construction tax 城建稅	175,564,018.89	133,928,314.59
Educational surtax 教育費附加	131,222,576.83	98,313,548.74
Property tax 房產稅	101,285,436.81	76,149,490.37
Stamp duty 印花稅	57,470,390.31	44,442,522.00
Others 其他	48,927,497.30	79,794,302.80
Total 合計	514,469,920.14	432,628,178.50

## Notes to Financial Statements (Continued)

1 January to 30 June 2021

## 財務報表附註(續)

2021年1月1日至6月30日止期間

## V. Notes to Key Items of Consolidated Financial Statements (Continued)

## 52. Distribution and selling expenses

## 五、合併財務報表主要項目註釋(續)

## 52. 銷售費用

Item		<i>RMB</i>	
項目		人民幣元	
		Incurred during this period	Incurred in previous period
		本期發生額	上期發生額
Staff costs	員工成本	2,592,109,116.79	2,302,334,424.14
Freight and packaging	運費及包裝費	823,206,129.87	638,422,453.63
After-sales and repair fee	三包及產品返修費用	1,405,064,462.93	595,448,989.53
Marketing expenses	市場開拓費用	212,351,365.60	451,314,802.66
Depreciation and amortization	折舊及攤銷	367,448,207.53	344,073,017.85
Travel expenses	差旅費	95,187,938.72	119,788,603.81
Lease expenses	租賃費	59,852,127.61	49,358,679.71
Office expenses	辦公費用	49,917,223.71	48,230,860.85
Others	其他	708,217,845.32	763,530,967.73
Total	合計	6,313,354,418.08	5,312,502,799.91

## 53. General and administrative expenses

## 53. 管理費用

Item		<i>RMB</i>	
項目		人民幣元	
		Incurred during this period	Incurred in previous period
		本期發生額	上期發生額
Staff costs	員工成本	2,506,943,028.33	1,853,104,518.90
Depreciation and amortization	折舊及攤銷	378,322,588.65	328,667,234.24
External support fee	外部支持費	387,106,490.71	242,502,434.12
Office expenses	辦公費	152,576,729.03	171,490,641.49
Travel expenses	差旅費	27,851,580.83	42,095,349.89
Repair expenses	修理費	49,292,885.86	34,877,409.92
Lease expenses	租賃費	69,574,764.18	28,712,600.50
Others	其他	638,299,563.36	695,945,983.48
Total	合計	4,209,967,630.95	3,397,396,172.54

## Notes to Financial Statements (Continued)

1 January to 30 June 2021

## 財務報表附註(續)

2021年1月1日至6月30日止期間

## V. Notes to Key Items of Consolidated Financial Statements (Continued)

## 54. Research &amp; development expenses

## 五、合併財務報表主要項目註釋(續)

## 54. 研發費用

		<i>RMB</i> 人民幣元	
Item 項目		Incurred during this period 本期發生額	Incurred in previous period 上期發生額
Staff costs	員工成本	1,619,260,582.68	1,115,919,896.78
Technology development costs	技術開發費	698,547,731.36	486,953,141.70
Testing costs	實驗試製費	303,520,058.33	359,897,464.90
External intellectual property and published documents licensing costs	外部知識產權及 出版文獻使用費	366,248,333.54	252,000,372.03
Depreciation and amortization	折舊及攤銷	257,856,618.46	118,887,255.75
Fuel and Utilities fee	燃料及動能費	92,099,100.10	58,815,216.80
Travel expenses	差旅費	30,005,997.82	19,280,020.35
Others	其他	199,600,350.84	170,554,164.26
Total	合計	3,567,138,773.13	2,582,307,532.57

## 55. Finance expenses

## 55. 財務費用

		<i>RMB</i> 人民幣元	
Item 項目		Incurred during this period 本期發生額	Incurred in previous period 上期發生額
Interest expenses (Note)	利息支出(註)	530,844,869.16	587,977,422.15
Less: interest income	減：利息收入	738,609,251.70	619,198,001.23
Exchange gains and losses	匯兌損益	(1,320,264.57)	153,774,657.13
Handling fees and others	手續費及其他	13,389,062.37	43,641,220.80
Total	合計	(195,695,584.74)	166,195,298.85

Note: Among which, interest expenses of lease liabilities for the period between 1 January 2021 and 30 June 2021 was RMB250,836,258.67 (for the period between 1 January 2020 and 30 June 2020: RMB270,100,306.99).

註：其中，2021年1月1日至2021年6月30日止期間，租賃負債的利息費用為人民幣250,836,258.67元(2020年1月1日至2020年6月30日止期間：人民幣270,100,306.99元)。

## Notes to Financial Statements (Continued)

1 January to 30 June 2021

## 財務報表附註(續)

2021年1月1日至6月30日止期間

## V. Notes to Key Items of Consolidated Financial Statements (Continued)

## 56. Other income

Government grants charged to profit or loss for the current period are presented as follows:

## 五、合併財務報表主要項目註釋(續)

## 56. 其他收益

計入當期損益的政府補助如下：

RMB

人民幣元

Item		Incurring during this period	Incurring in previous period	Related to assets/income	Extraordinary profit and loss taken as incurred during the period
項目		本期發生額	上期發生額	與資產/收益相關	計入本期發生額的非經常性損益
Income of financial subsidies	財政補貼收入	66,966,158.66	42,324,627.47	Related to income 與收益相關	66,966,158.66
Amortization of deferred income	遞延收益攤銷	101,354,880.80	94,670,770.06	Related to assets/income 與資產/收益相關	101,354,880.80
Others	其他	2,146,007.72	2,148,679.60	Related to income 與收益相關	2,146,007.72
Total	合計	170,467,047.18	139,144,077.13		170,467,047.18

## 57. Investment income

## 57. 投資收益

RMB

人民幣元

Item		Incurring during this period	Incurring in previous period
項目		本期發生額	上期發生額
Gain on long-term equity investments under the equity method	權益法核算的長期股權投資收益	158,322,273.68	144,700,622.61
Investment income during the period in which the financial assets held for trading were held	交易性金融資產持有期間取得的投資收益	135,900,998.91	78,889,136.87
Investment income during the period in which the investments in other equity instruments were held	其他權益工具投資在持有期間取得的投資收益	38,795,713.90	—
Gain on interest rate swap and exchange gains and losses realized in cross currency swap and interest rate swap contracts	交叉貨幣互換及利率互換合約中已實現的利息掉期收益和匯兌損益	47,937,788.76	51,391,050.74
Investment income arising from disposal of long-term equity investments	處置長期股權投資產生的投資收益	(4,337,291.63)	—
Others	其他	13,315,507.93	(3,143,888.47)
Total	合計	389,934,991.55	271,836,921.75

## Notes to Financial Statements (Continued)

1 January to 30 June 2021

## 財務報表附註(續)

2021年1月1日至6月30日止期間

## V. Notes to Key Items of Consolidated Financial Statements (Continued)

## 58. Profit or loss on change of fair value

## 五、合併財務報表主要項目註釋(續)

## 58. 公允價值變動損益

Item		RMB 人民幣元	
項目		Incurred during this period 本期發生額	Incurred in previous period 上期發生額
Cross currency swap and interest rate swap instruments at fair value through profit or loss for the current period	以公允價值計量且其變動計入當期損益的交叉貨幣互換及利率互換工具	173,952,490.84	100,138,247.02
Structured deposit	結構性存款	(522,761.45)	21,055,998.12
Forward foreign exchange contracts at fair value through profit or loss for the current period	以公允價值計量且其變動計入當期損益的遠期外匯合約	(77,736,389.37)	8,481,318.62
Total	合計	95,693,340.02	129,675,563.76

## 59. Impairment loss of credit

## 59. 信用減值損失

Item		RMB 人民幣元	
項目		Incurred during this period 本期發生額	Incurred in previous period 上期發生額
Impairment loss of credit from accounts receivable	應收賬款信用減值損失	(140,422,885.92)	(351,283,979.37)
Impairment loss of credit from other receivables	其他應收款信用減值損失	1,681,045.31	(7,335,252.84)
Impairment loss of credit from long-term receivables	長期應收款信用減值損失	(7,398,295.03)	-
Total	合計	(146,140,135.64)	(358,619,232.21)

## Notes to Financial Statements (Continued)

1 January to 30 June 2021

## 財務報表附註(續)

2021年1月1日至6月30日止期間

## V. Notes to Key Items of Consolidated Financial Statements (Continued)

## 60. Impairment loss of assets

## 五、合併財務報表主要項目註釋(續)

## 60. 資產減值損失

		RMB 人民幣元	
Item 項目		Incurred during this period 本期發生額	Incurred in previous period 上期發生額
Loss due to decline in value of inventories	存貨跌價損失	(93,092,403.59)	(197,811,017.02)
Impairment loss of fixed assets	固定資產減值損失	(18,476,511.35)	(1,242,593.15)
Impairment loss of contract assets	合同資產減值損失	27,615.66	-
Total	合計	(111,541,299.28)	(199,053,610.17)

## 61. Non-operating income

## 61. 營業外收入

		RMB 人民幣元		
Item 項目		Incurred during this period 本期發生額	Incurred in previous period 上期發生額	Extraordinary profit and loss taken as incurred during this period 計入本期發生額的 非經常性損益
Reversal of provision for other liabilities	其他負債撥備轉回	6,136,973.00	12,550,458.89	6,136,973.00
Others	其他	133,003,317.99	114,282,304.48	133,003,317.99
Total	合計	139,140,290.99	126,832,763.37	139,140,290.99



## Notes to Financial Statements (Continued)

1 January to 30 June 2021

## 財務報表附註(續)

2021年1月1日至6月30日止期間

## V. Notes to Key Items of Consolidated Financial Statements (Continued)

## 62. Non-operating expenses

## 五、合併財務報表主要項目註釋(續)

## 62. 營業外支出

Item		Incurring during this period	Incurring in previous period	Extraordinary profit and loss taken as incurred during this period
項目		本期發生額	上期發生額	計入本期發生額的非經常性損益
Donation expenditure	對外捐贈	630,000.00	2,160,790.00	630,000.00
Others	其他	51,821,379.51	43,845,369.00	51,821,379.51
Total	合計	52,451,379.51	46,006,159.00	52,451,379.51

RMB  
人民幣元

## 63. Income tax expenses

## 63. 所得稅費用

Items		Incurring during this period	Incurring in the previous period
項目		本期發生額	上期發生額
Current tax expenses	當期所得稅費用	2,556,839,137.37	1,932,214,146.17
Deferred tax expenses	遞延所得稅費用	(839,598,369.06)	(929,457,396.18)
Total	合計	1,717,240,768.31	1,002,756,749.99

RMB  
人民幣元

## Notes to Financial Statements (Continued)

1 January to 30 June 2021

## 財務報表附註(續)

2021年1月1日至6月30日止期間

## V. Notes to Key Items of Consolidated Financial Statements (Continued)

## 63. Income tax expenses (Continued)

The relationship between income tax expenses and the total profit is listed as follows:

## 五、合併財務報表主要項目註釋(續)

## 63. 所得稅費用(續)

所得稅費用與利潤總額的關係列示如下：

Items		<i>RMB</i> 人民幣元	
項目		Incurred during this period 本期發生額	Incurred in the previous period 上期發生額
Total profit	利潤總額	9,972,141,304.76	6,704,590,954.85
Tax at statutory tax rate	按法定稅率計算的稅項	2,493,035,326.19	1,676,147,738.71
Effect of different tax rates applicable to the Company and some subsidiaries	本公司及某些子公司適用不同稅率的影響	(707,143,408.52)	(684,883,163.22)
Effect of tax rate change on opening balance of deferred income tax	稅率變動對期初遞延所得稅餘額的影響	(6,853,813.93)	(8,028,073.49)
Effect of adjustments to tax of previous periods	調整以前期間所得稅的影響	(39,593,003.17)	(17,349,765.33)
Profits and losses attributable to associates and joint ventures	歸屬於聯營和合營企業的損益	(35,610,693.71)	(21,602,451.59)
Income not subject to tax	無須納稅的收入	(53,891,096.87)	(39,095,451.57)
Expenses not deductible for tax	不可抵扣的費用	75,628,814.09	67,464,398.56
Tax incentives on eligible expenditures	符合條件的支出的稅收優惠	(314,295,417.67)	(206,771,432.11)
Utilization of deductible losses from prior years	利用以前年度的可抵扣虧損	(4,684,886.11)	(4,383,035.85)
Unrecognized deductible losses	未確認的可抵扣虧損	292,635,666.54	201,427,965.99
Effect of unrecognized deductible temporary difference	未確認的可抵扣暫時性差異的影響	15,993,980.72	37,777,444.71
Others	其他	2,019,300.75	2,052,575.18
Tax expense at the Group's effective tax rate	按本集團實際稅率計算的所得稅費用	1,717,240,768.31	1,002,756,749.99

Note 1: The Company is subject to a statutory tax rate of 25%.

註1：本公司法定稅率為25%。

Note 2: The PRC income tax of the Group is calculated based on the estimated taxable income gained in the PRC and applicable tax rate. Tax arising from the taxable income in other regions is calculated at applicable tax rate according to existing laws, interpretations and practices of the country in which the Group operates.

註2：本集團在中國境內所得稅按取得的估計應納稅所得額及適用稅率計提。源於其他地區應納稅所得的稅項根據本集團經營所在國家的現行法律、解釋公告和慣例，按照適用稅率計算。

No provision for Hong Kong profit tax has been made as the Group had no taxable profits arising in Hong Kong for the Period.

由於本集團於本期在香港並無應稅利潤，故未作出香港利得稅的撥備。

## Notes to Financial Statements (Continued)

1 January to 30 June 2021

## 財務報表附註(續)

2021年1月1日至6月30日止期間

## V. Notes to Key Items of Consolidated Financial Statements (Continued)

## 五、合併財務報表主要項目註釋(續)

## 64. Earnings per share (EPS)

The basic EPS is calculated by dividing the net profit of the current period attributable to the ordinary shareholders of the Company by the weighted average number of outstanding ordinary shares.

## 64. 每股收益

基本每股收益按照歸屬於本公司普通股股東的當期淨利潤，除以發行在外普通股的加權平均數計算。

The calculation of basic EPS is detailed as follows:

基本每股收益的具體計算如下：

Items		Incurring during this period	Incurring in previous period
項目		本期發生額	上期發生額
Earnings	收益		
Net profit of the current period attributable to ordinary shareholders of the Company	歸屬於本公司普通股股東的當期淨利潤	6,431,644,827.88	4,680,231,806.93
Shares	股份		
Weighted average number of the ordinary shares outstanding of the Company	本公司發行在外普通股的加權平均數	8,065,987,716.00	7,933,873,895.00
Basic EPS (RMB/share)	基本每股收益(元/股)	0.80	0.59

RMB  
人民幣元

The Group holds no potential shares that are significantly dilutive.

本集團無重大稀釋性潛在股。

## 65. Notes to items in cash flow statement

Other cash received relating to operating activities

## 65. 現金流量表項目註釋

收到其他與經營活動有關的現金

Item		Incurring during this period	Incurring in previous period
項目		本期發生額	上期發生額
Interest income	利息收入	380,642,953.13	357,767,141.46
Government grants	政府補助	244,358,523.31	130,792,795.55
Others	其他	529,520,573.94	214,913,247.50
Total	合計	1,154,522,050.38	703,473,184.51

RMB  
人民幣元

## Notes to Financial Statements (Continued)

1 January to 30 June 2021

## 財務報表附註(續)

2021年1月1日至6月30日止期間

## V. Notes to Key Items of Consolidated Financial Statements (Continued)

## 65. Notes to items in cash flow statement (Continued)

Other cash paid relating to operating activities

		RMB 人民幣元	
Item 項目		Incurred during this period 本期發生額	Incurred in previous period 上期發生額
Cash settlement of bonded warehouse business	保兌倉業務現金平倉	1,139,579,122.37	291,439,300.00
After-sales and repair fee	三包及產品返修	790,898,438.94	446,979,275.04
Freight and packaging	運費及包裝費	799,297,687.85	613,728,839.04
Marketing and external support fee	市場開拓費及外部支持費	716,757,134.92	557,270,090.25
Travel expenses	差旅費	149,939,525.62	179,480,337.93
Office expenses	辦公費	203,546,111.88	227,768,396.33
Others	其他	1,329,642,498.30	1,862,774,472.93
<b>Total</b>	<b>合計</b>	<b>5,129,660,519.88</b>	<b>4,179,440,711.52</b>

Other cash paid relating to financing activities

支付其他與籌資活動有關的現金

		RMB 人民幣元	
Item 項目		Incurred during this period 本期發生額	Incurred in previous period 上期發生額
Lease liabilities	租賃負債	571,862,773.33	527,293,890.70
Handling fee for guarantee for borrowings and letters of guarantee	借款擔保及保函手續費	18,876,293.55	346,861,838.61
Acquisition of minority interests in subsidiaries	購買子公司少數股權	-	81,552,693.67
Others	其他	265,989,724.81	57,048,754.70
<b>Total</b>	<b>合計</b>	<b>856,728,791.69</b>	<b>1,012,757,177.68</b>

## Notes to Financial Statements (Continued)

1 January to 30 June 2021

## 財務報表附註(續)

2021年1月1日至6月30日止期間

## V. Notes to Key Items of Consolidated Financial Statements (Continued)

## 五、合併財務報表主要項目註釋(續)

## 66. Supplement to cash flow statement

(1) Supplement to cash flow statement

## 66. 現金流量表補充資料

(1) 現金流量表補充資料

		RMB 人民幣元	
Item 項目		Incurred during this period 本期發生額	Incurred in previous period 上期發生額
Net profit	淨利潤	8,254,900,536.45	5,701,834,204.86
Add: Impairment loss of credit	加：信用減值損失	146,140,135.64	358,619,232.21
Impairment loss of assets	資產減值損失	111,541,299.28	199,053,610.17
Increase in special reserve	專項儲備的增加	45,845,646.93	32,038,541.70
Depreciation of fixed assets, investment properties and right-of-use assets	固定資產、投資性房地 產及使用權資產折舊	4,141,160,609.72	3,228,082,045.90
Amortization of intangible assets	無形資產攤銷	1,033,524,084.74	1,033,842,085.35
Amortization of long-term prepaid expenses	長期待攤費用攤銷	27,734,569.90	28,449,078.35
Gain on disposal of fixed assets, intangible assets and other long-term assets	處置固定資產、無形 資產和其他長期 資產的收益	(85,570,514.65)	(26,894,701.14)
Loss on retirement of fixed assets	固定資產報廢損失	6,384,185.52	390,038.41
Finance expenses	財務費用	599,410,678.47	655,726,127.17
Investment income	投資收益	(389,934,991.55)	(271,836,921.75)
Gain on change of fair value	公允價值變動收益	(95,693,340.02)	(129,675,563.76)
Increase in deferred tax assets	遞延所得稅資產增加	(500,485,970.54)	(1,063,311,015.54)
(Decrease) increase in deferred tax liabilities	遞延所得稅負債 (減少)增加	(339,112,398.52)	133,853,619.36
Decrease (increase) in inventories	存貨的減少(增加)	3,087,960,950.31	(1,670,064,593.31)
Increase in operating receivables	經營性應收項目的增加	(23,522,449,437.22)	(13,346,721,816.78)
Increase in operating payables	經營性應付項目的增加	14,629,941,984.38	9,172,464,519.57
Net cash flow from operating activities	經營活動產生的現金 流量淨額	7,151,298,028.84	4,035,848,490.77

## Notes to Financial Statements (Continued)

1 January to 30 June 2021

## 財務報表附註(續)

2021年1月1日至6月30日止期間

## V. Notes to Key Items of Consolidated Financial Statements (Continued)

## 66. Supplement to cash flow statement (Continued)

- (1) Supplement to cash flow statement (Continued)  
Non-cash payment of material investment and financing activities:

		<i>RMB</i> 人民幣元	
Item 項目		Incurred during this period 本期發生額	Incurred in previous period 上期發生額
Acquisition of long-term assets from the endorsement of bank acceptance bills received from the sale of goods and provision of services	銷售商品、提供勞務收到的銀行承兌匯票背書轉讓購買長期資產	560,898,290.93	708,949,348.25

		<i>RMB</i> 人民幣元	
Item 項目		Incurred during this period 本期發生額	Incurred in previous period 上期發生額
Net change in cash and cash equivalents:	現金及現金等價物淨變動：		
The closing balance of cash and cash equivalents	現金及現金等價物的期末餘額	66,234,235,811.74	38,953,966,129.88
Less: The opening balance of cash and cash equivalents	減：現金及現金等價物的期初餘額	52,734,052,691.24	42,285,584,925.16
Net increase (decrease) in cash and cash equivalents	現金及現金等價物淨增加(減少)額	13,500,183,120.50	(3,331,618,795.28)

## 五、合併財務報表主要項目註釋(續)

## 66. 現金流量表補充資料(續)

- (1) 現金流量表補充資料(續)  
不涉及現金的重大投資和籌資活動：

## Notes to Financial Statements (Continued)

1 January to 30 June 2021

## 財務報表附註(續)

2021年1月1日至6月30日止期間

## V. Notes to Key Items of Consolidated Financial Statements (Continued)

## 五、合併財務報表主要項目註釋(續)

## 66. Supplement to cash flow statement (Continued)

## 66. 現金流量表補充資料(續)

- (2) Information related to acquisition or disposal of major subsidiaries and other business units

- (2) 取得或處置主要子公司及其他營業單位信息

Information relating to disposal of major subsidiaries and other business units

取得主要子公司及其他營業單位信息

		<i>RMB</i>	
		人民幣元	
Item		Incurred during this period	Incurred in previous period
項目		本期發生額	上期發生額
Consideration for acquisition of subsidiaries and other business units	取得子公司及其他營業單位的價格	108,667,209.00	978,977,835.50
Cash and cash equivalents paid for acquisition of subsidiaries and other business units	取得子公司及其他營業單位支付的現金和現金等價物	93,001,209.00	889,905,867.90
Less: Amount of cash and cash equivalents in subsidiaries and other business units acquired	減：取得子公司及其他營業單位持有的現金和現金等價物	469,728.20	86,373,577.16
Net cash paid for acquisition of subsidiaries and other business units	取得子公司及其他營業單位支付的現金淨額	92,531,480.80	803,532,290.74

## Notes to Financial Statements (Continued)

1 January to 30 June 2021

## 財務報表附註(續)

2021年1月1日至6月30日止期間

## V. Notes to Key Items of Consolidated Financial Statements (Continued)

## 66. Supplement to cash flow statement (Continued)

(3) Cash and cash equivalents

## 五、合併財務報表主要項目註釋(續)

## 66. 現金流量表補充資料(續)

(3) 現金及現金等價物

RMB  
人民幣元

Item 項目		30 June 2021 2021年6月30日	31 December 2020 2020年12月31日
Cash	現金	66,234,235,811.74	52,734,052,691.24
Incl: Cash at bank	其中：庫存現金	2,842,994.69	2,870,023.35
Bank deposits on demand	可隨時用於支付的 銀行存款	66,103,541,327.31	52,640,456,229.62
Other cash equivalents on demand	可隨時用於支付的 其他貨幣資金	127,851,489.74	90,726,438.27
Cash and cash equivalents at end of period	期末現金及現金等價物餘額	66,234,235,811.74	52,734,052,691.24

RMB  
人民幣元

Item 項目		30 June 2021 2021年6月30日	31 December 2020 2020年12月31日
Cash and cash equivalents at end of period	期末貨幣資金餘額	77,393,443,999.19	62,216,111,509.25
Less: Balance of restricted cash and cash equivalents	減：使用受到限制的 貨幣資金餘額	11,159,208,187.45	9,482,058,818.01
Closing balance of cash and cash equivalents at end of period	期末現金及現金 等價物餘額	66,234,235,811.74	52,734,052,691.24



## Notes to Financial Statements (Continued)

1 January to 30 June 2021

## 財務報表附註(續)

2021年1月1日至6月30日止期間

## V. Notes to Key Items of Consolidated Financial Statements (Continued)

## 67. Assets with restrictions in titles or use rights

## 五、合併財務報表主要項目註釋(續)

## 67. 所有權或使用權受到限制的資產

RMB  
人民幣元

Item 項目		Reasons for restrictions 受限原因
Cash and cash equivalents 貨幣資金	11,159,208,187.45	Used in security monies for special accounts such as letter of guarantee, bank acceptance bills and letter of credit. 用於辦理保函、銀行承兌票據、信用證等專戶而儲存的保證金。
Bills receivable 應收票據	12,154,506,679.08	Used in securing issued notes payable 用於質押開具應付票據。
Financings receivable 應收款項融資	7,601,718,488.07	Used in securing issued notes payable 用於質押開具應付票據。
Financial assets held for trading 交易性金融資產	916,456,438.36	Used in securing issued notes payable and bonded warehouse business 用於質押開具應付票據及保兌倉業務。
Fixed assets 固定資產	283,607,194.39	Used in securing bank borrowings and pledge to guarantee the obligations under the staff retirement benefit 用於抵押取得銀行借款、對員工退休福利下的義務提供擔保。
Intangible assets 無形資產	21,956,413.63	Used in secure to secure bank borrowings 用於抵押取得銀行借款。
Long-term receivable 長期應收款	5,762,167,357.40	Used in asset securitization financing 用於資產證券化融資。
Total 合計	37,899,620,758.38	

## Notes to Financial Statements (Continued)

1 January to 30 June 2021

## V. Notes to Key Items of Consolidated Financial Statements (Continued)

## 68. Hedges

## Cash flow hedging

KION, a subsidiary of the Company, conducted cash flow hedging on forward currency contracts designated to the exchange rate risk of forecast sale, forecast purchase and firm commitment. The total cash flow of the hedged item amounted to RMB3,294,174,654.60 (EUR428,583,000.00), of which the amount due within 1 year was RMB2,856,414,819.80 (EUR371,629,000.00), and the remaining portion will become due in the second half of 2022. The hedged items would affect the profit and loss for the period of 2021 to 2022. There was no material invalid hedge for the current period. During the period from 1 January to 30 June 2021, the loss on fair value changes of the hedging instrument included in the other comprehensive income amounted to RMB43,041,793.27 (EUR5,288,000.00) and income transferred to profit or loss for the period amounted to RMB16,356,233.60 (EUR2,128,000.00).

The cash flow hedging on interest rate swap contracts designated to the interest rate risk of the floating-rate borrowings for acquiring Dematic Group (a subsidiary of the Company) by KION (a subsidiary of the Company) will be mature in 2027. There was no material invalid hedge for the current period. During the period from 1 January to 30 June 2021, the gain on fair value changes of the hedging instrument included in the other comprehensive income amounted to RMB51,922,011.97 (EUR6,379,000.00). There was no amount transferred into profit or loss for the period.

## 財務報表附註(續)

2021年1月1日至6月30日止期間

## 五、合併財務報表主要項目註釋(續)

## 68. 套期

## 現金流量套期

子公司KION將遠期外匯合同指定對預期銷售、預期採購以及確定承諾的多種貨幣外匯風險進行現金流量套期。被套期項目現金流量總額折算為人民幣3,294,174,654.60元(歐元428,583,000.00元)，其中1年內到期的金額為人民幣2,856,414,819.80元(歐元371,629,000.00元)，剩餘部分將於2022年下半年到期。被套期項目預期影響損益的期間為2021年至2022年。本期無重大套期無效的部分。2021年1月1日至6月30日止期間，該套期工具計入其他綜合收益的公允價值變動損失為人民幣43,041,793.27元(歐元5,288,000.00元)，當期轉出至損益的收益金額為人民幣16,356,233.60元(歐元2,128,000.00元)。

子公司KION將利率互換合約指定對收購子公司Dematic Group的浮動利率借款的利率風險進行現金流量套期，將於2027年到期。本期無重大套期無效的部分。2021年1月1日至6月30日止期間，該套期工具計入其他綜合收益的公允價值變動收益為人民幣51,922,011.97元(歐元6,379,000.00元)，當期尚無轉入損益的金額。

## Notes to Financial Statements (Continued)

1 January to 30 June 2021

## V. Notes to Key Items of Consolidated Financial Statements (Continued)

## 68. Hedges (Continued)

## Cash flow hedging (Continued)

On 15 January 2020, Weichai Power (Hong Kong) International Development Co., Limited ("Hong Kong Power", a subsidiary of the Company) used the interest rate swap instrument as hedging instrument, and conducted cash flow hedging on the floating-rate borrowings amounting to EUR241 million against the cash flow fluctuation incurred by change in interest rates. The hedged items would affect the profit and loss for the period of 2021 to 2024. There was no material invalid hedge for the current year. During the period from 1 January to 30 June 2021, the gain on fair value changes of the hedging instrument included in the other comprehensive income amounted to RMB8,883,962.16 (EUR1,134,495.15). There was no amount transferred into profit or loss for the period.

## Fair value hedging

On 31 December 2018, KION, a subsidiary of the Group, signed interest rate swap contracts to conduct fair value hedging on the interest rate risk of fixed-rate medium-term notes issued this period of par value of EUR100,000,000.00. As at 30 June 2021, the aforesaid hedged items of the Group were presented as bonds payable in the financial statement with a book value of RMB632,635,749.60 (EUR82,308,000.00). During the period from 1 January to 30 June 2021, the book value of the changes and adjustments of fair value of hedged items accrued to hedged items was RMB33,666,333.05 (EUR4,081,699.52). There was no material invalid hedge for the current period.

## 財務報表附註(續)

2021年1月1日至6月30日止期間

## 五、合併財務報表主要項目註釋(續)

## 68. 套期(續)

## 現金流量套期(續)

2020年1月15日，子公司濰柴動力(香港)國際發展有限公司(「香港動力」)將利率互換工具作為套期工具，指定對2.41億歐元的浮動利率借款由於利率變動引起的現金流量波動進行現金流量套期。被套期項目預期影響損益的期間為2021年至2024年。本期無重大套期無效的部分。2021年1月1日至6月30日止期間，該套期工具計入其他綜合收益的公允價值變動收益為人民幣8,883,962.16元(歐元1,134,495.15元)，當期尚無轉入損益的金額。

## 公允價值套期

於2018年12月31日，本集團子公司KION簽訂了利率互換合約，指定對發行的面值為歐元100,000,000.00元的固定利率中期票據的利率風險進行公允價值套期。於2021年6月30日，本集團上述被套期項目在財務報表中列示為應付債券，賬面價值為人民幣632,635,749.60元(歐元82,308,000.00元)，2021年1月1日至6月30日止期間被套期項目公允價值變動調整的計入被套期項目的賬面價值為人民幣33,666,333.05元(歐元4,081,699.52元)。本期無重大套期無效的部分。

## Notes to Financial Statements (Continued)

1 January to 30 June 2021

## VI. Change in Scope of Consolidation

## Consolidation of businesses involving entities not under common control

KION, a subsidiary of the Company, formerly held 21% equity interest of Hans Joachim Jetschke Industriefahrzeuge (GmbH & Co.) KG ("Joachim"). Pursuant to the Equity Transfer Agreement entered into by KION and former shareholders of Joachim, KION acquired the remaining 79% equity interest in Joachim at a consideration of RMB108,667,209.00 (equivalent to EUR13,873,000.00). On 1 February 2021, KION gained control over the relevant activities such as the financial and operation policies of Joachim. The acquisition date is determined as 1 February 2021.

## VII. Interest in Other Entities

## 1. Interest in subsidiaries

Particulars of the principal subsidiaries of the Company are presented as follows:

Item 項目	Place of key operation 主要經營地	Place of registration 註冊地	Nature of business 業務性質	Percentage of shareholding (%) 持股比例(%)		Way of acquisition 取得方式
				Direct 直接	Indirect 間接	
(1) Weichai (Weifang) Material Forming and Manufacturing Co., Ltd. 濰柴(濰坊)材料成型製造中心有限公司	Shandong 山東	Shandong 山東	Manufacturing industry 製造業	100.00	-	Through establishment or investment 通過設立或投資等方式
(2) Weichai Power (Shanghai) Technology Development Co., Ltd. 濰柴動力(上海)科技發展有限公司	Shanghai 上海	Shanghai 上海	Manufacturing industry 製造業	100.00	-	Through establishment or investment 通過設立或投資等方式
(3) Weichai Power Yangzhou Diesel Engine Co., Ltd. 濰柴動力揚州柴油機有限責任公司	Jiangsu 江蘇	Jiangsu 江蘇	Manufacturing industry 製造業	-	71.06	Through establishment or investment 通過設立或投資等方式
(4) Weichai Power (Beijing) International Resources Investment Co., Ltd. 濰柴動力(北京)國際資源投資有限公司	Beijing 北京	Beijing 北京	Project Investment 項目投資	100.00	-	Through establishment or investment 通過設立或投資等方式
(5) Weichai Lux 濰柴盧森堡	Luxembourg 盧森堡	Luxembourg 盧森堡	Project Investment 項目投資	-	100.00	Through establishment or investment 通過設立或投資等方式
(6) Weichai Power (Hong Kong) International Development Co., Ltd. 濰柴動力(香港)國際發展有限公司	Hong Kong 香港	Hong Kong 香港	Services 服務業	100.00	-	Through establishment or investment 通過設立或投資等方式
(7) Shandong Heavy Industry India Private Limited 山東重工印度有限責任公司	India 印度	India 印度	Manufacturing industry 製造業	-	97.68	Through establishment or investment 通過設立或投資等方式
(8) Weichai Ballard Hydrogen Energy Technology Company Limited 濰柴巴拉德氫能科技有限公司	Shandong 山東	Shandong 山東	Manufacturing industry 製造業	51.00	9.75	Through establishment or investment 通過設立或投資等方式
(9) Weichai (Anqiu) Material Forming Co., Ltd. 濰柴(安丘)材料成型有限公司	Shandong 山東	Shandong 山東	Manufacturing industry 製造業	-	100.00	Through business combination involving entities not under common control 非同一控制下企業合併

## 財務報表附註(續)

2021年1月1日至6月30日止期間

## 六、合併範圍的變動

## 非同一控制下企業合併

本公司之子公司KION原持有Hans Joachim Jetschke Industriefahrzeuge (GmbH & Co.) KG (以下簡稱「Joachim」) 21%的股權，根據KION與Joachim的原股東簽署的《股權轉讓協議》，KION以人民幣108,667,209.00元(歐元13,873,000.00元)的對價收購Joachim剩餘79%的股權。KION於2021年2月1日取得了對Joachim財務和經營政策等相關活動的控制權，購買日確認為2021年2月1日。

## 七、在其他主體中的權益

## 1. 在子公司中的權益

本公司重要子公司的情況如下：

## Notes to Financial Statements (Continued)

1 January to 30 June 2021

## 財務報表附註(續)

2021年1月1日至6月30日止期間

## VII. Interest in Other Entities (Continued)

## 1. Interest in subsidiaries (Continued)

Particulars of the principal subsidiaries of the Company are presented as follows: (Continued)

Item 項目	Place of key operation 主要經營地	Place of registration 註冊地	Nature of business 業務性質	Percentage of shareholding (%) 持股比例(%)		Way of acquisition 取得方式	
				Direct 直接	Indirect 間接		
(10)	Shaanxi Heavy-duty Motor Co., Ltd. 陝西重型汽車有限公司	Shaanxi 陝西	Shaanxi 陝西	Manufacturing industry 製造業	51.00	-	Through business combination involving entities not under common control 非同一控制下企業合併
(11)	Hande Axle 漢德車橋	Shaanxi 陝西	Shaanxi 陝西	Manufacturing industry 製造業	3.06	94.00	Through business combination involving entities not under common control 非同一控制下企業合併
(12)	Shaanxi Jinding Casting Co., Ltd. 陝西金鼎鑄造有限公司	Shaanxi 陝西	Shaanxi 陝西	Manufacturing industry 製造業	-	100.00	Through business combination involving entities not under common control 非同一控制下企業合併
(13)	Shaanxi Fast Gear Co., Ltd. 陝西法士特齒輪有限責任公司	Shaanxi 陝西	Shaanxi 陝西	Manufacturing industry 製造業	51.00	-	Through business combination involving entities not under common control 非同一控制下企業合併
(14)	Zhuzhou Gear Co., Ltd. 株洲齒輪有限責任公司	Hunan 湖南	Hunan 湖南	Manufacturing industry 製造業	86.37	-	Through business combination involving entities not under common control 非同一控制下企業合併
(15)	Weichai Torch Technology Co., Ltd. 濰柴火炬科技股份有限公司	Hunan 湖南	Hunan 湖南	Manufacturing industry 製造業	99.95	0.05	Through business combination involving entities not under common control 非同一控制下企業合併
(16)	Société Internationale des Moteurs Baudouin 法國博杜安動力國際有限公司	France 法國	France 法國	Manufacturing industry 製造業	-	100.00	Through business combination involving entities not under common control 非同一控制下企業合併
(17)	KION KION	Germany 德國	Germany 德國	Manufacturing industry 製造業	-	45.23	Through business combination involving entities not under common control 非同一控制下企業合併
(18)	Weichai America Corp. 濰柴北美	U.S.A. 美國	U.S.A. 美國	Manufacturing industry 製造業	100.00	-	Through business combination involving entities not under common control 非同一控制下企業合併
(19)	Shengrui Transmission 盛瑞傳動	Shandong 山東	Shandong 山東	Manufacturing industry 製造業	38.00	-	Through business combination involving entities not under common control 非同一控制下企業合併

## 七、在其他主體中的權益(續)

## 1. 在子公司中的權益(續)

本公司重要子公司的情況如下：(續)

## Notes to Financial Statements (Continued)

1 January to 30 June 2021

## VII. Interest in Other Entities (Continued)

## 1. Interest in subsidiaries (Continued)

Changes in paid-in capital of principal subsidiaries in the period are detailed as follows:

RMB  
人民幣元

Name of subsidiary	子公司名稱	31 December 2020 2020年12月31日	Increase in the period 本期增加	Decrease in the period 本期減少	30 June 2021 2021年6月30日
Weichai Ballard Hydrogen Energy Technology Company Limited	濰柴巴拉德氫能科技 有限公司	809,502,207.02	80,043,571.36	–	889,545,778.38
Weichai Torch Technology Co., Ltd.	濰柴火炬科技股份 有限公司	282,480,000.00	17,520,000.00	–	300,000,000.00

Subsidiaries with material interests of minority shareholders are as follows:

存在重要少數股東權益的子公司如下：

RMB  
人民幣元

Name of subsidiary	子公司名稱	Percentage of shareholding of minority shareholders 少數股東 持股比例	Attributable to minority interests 歸屬少數 股東損益	Dividends paid to minority shareholders 向少數股東 支付股利	Accumulated minority interests at the end of period 期末累計 少數股東權益
KION	KION	54.77%	1,160,154,361.37	240,469,862.95	14,711,822,270.19
Shaanxi Heavy-duty Motor Co., Ltd.	陝西重型汽車有限公司	49.00%	250,322,245.83	–	4,096,394,635.95
Shaanxi Fast Gear Co., Ltd.	陝西法士特齒輪有限 責任公司	49.00%	496,685,988.79	–	5,574,214,257.53
Total	合計		1,907,162,595.99	240,469,862.95	24,382,431,163.67

## 財務報表附註(續)

2021年1月1日至6月30日止期間

## 七、在其他主體中的權益(續)

## 1. 在子公司中的權益(續)

主要子公司實收資本本期發生變化的詳情如下：

## Notes to Financial Statements (Continued)

1 January to 30 June 2021

## VII. Interest in Other Entities (Continued)

## 1. Interest in subsidiaries (Continued)

The following table illustrates the key financial information of the above subsidiaries. The amounts disclosed are before any intercompany eliminations:

RMB  
人民幣元

Name of subsidiary	子公司名稱	30 June 2021 2021年6月30日					
		Current assets 流動資產	Non-current assets 非流動資產	Total assets 資產合計	Current liabilities 流動負債	Non-current liabilities 非流動負債	Total liabilities 負債合計
KION	KION	30,351,735,418.20	74,112,043,716.86	104,463,779,135.06	33,145,307,866.80	44,537,598,045.52	77,682,905,912.32
Shaanxi Heavy-duty Motor Co., Ltd.	陝西重型汽車有限公司	52,263,059,471.55	7,506,194,449.50	59,769,253,921.05	48,934,197,222.40	1,956,800,006.58	50,890,997,228.98
Shaanxi Fast Gear Co., Ltd.	陝西法士特齒輪有限公司	17,618,785,071.44	3,937,849,639.03	21,556,634,710.47	9,314,160,061.07	396,919,640.37	9,711,079,701.44
Total	合計	100,233,579,961.19	85,556,087,805.39	185,789,667,766.58	91,393,665,150.27	46,891,317,692.47	138,284,982,842.74

RMB  
人民幣元

Name of subsidiary	子公司名稱	31 December 2020 2020年12月31日					
		Current assets 流動資產	Non-current assets 非流動資產	Total assets 資產合計	Current liabilities 流動負債	Non-current liabilities 非流動負債	Total liabilities 負債合計
KION	KION	27,200,280,075.00	75,766,973,919.38	102,967,253,994.38	29,339,255,550.00	50,052,992,522.28	79,392,248,072.28
Shaanxi Heavy-duty Motor Co., Ltd.	陝西重型汽車有限公司	42,374,668,069.81	6,696,375,328.57	49,071,043,398.38	38,481,540,661.94	2,247,207,538.09	40,728,748,200.03
Shaanxi Fast Gear Co., Ltd.	陝西法士特齒輪有限公司	16,814,760,741.66	3,467,341,903.15	20,282,102,644.81	9,077,142,470.96	337,612,815.08	9,414,755,286.04
Total	合計	86,389,708,886.47	85,930,691,151.10	172,320,400,037.57	76,897,938,682.90	52,637,812,875.45	129,535,751,558.35

## 財務報表附註(續)

2021年1月1日至6月30日止期間

## 七、在其他主體中的權益(續)

## 1. 在子公司中的權益(續)

下表列示了上述子公司主要財務信息。這些信息為本集團內各企業之間相互抵銷前的金額：

## Notes to Financial Statements (Continued)

1 January to 30 June 2021

## 財務報表附註(續)

2021年1月1日至6月30日止期間

## VII. Interest in Other Entities (Continued)

## 1. Interest in subsidiaries (Continued)

## 七、在其他主體中的權益(續)

## 1. 在子公司中的權益(續)

RMB

人民幣元

Name of subsidiary	子公司名稱	Incurred during this period			
		Revenue	Net profit	Total comprehensive income	Cash flows from operating activities
		營業收入	淨利潤	綜合收益總額	經營活動現金流量
KION	KION	38,769,764,274.80	2,111,328,413.44	3,010,299,581.97	3,422,077,776.20
Shaanxi Heavy-duty Motor Co., Ltd.	陝西重型汽車有限公司	42,214,965,434.25	517,915,594.26	517,915,594.26	(458,413,332.85)
Shaanxi Fast Gear Co., Ltd.	陝西法士特齒輪有限責任公司	11,898,658,744.01	1,006,966,772.21	978,079,381.12	(157,194,657.55)
Total	合計	92,883,388,453.06	3,636,210,779.91	4,506,294,557.35	2,806,469,785.80

RMB

人民幣元

Name of subsidiary	子公司名稱	Incurred in previous period			
		Revenue	Net profit	Total comprehensive income	Cash flows from operating activities
		營業收入	淨利潤	綜合收益總額	經營活動現金流量
KION	KION	30,158,049,772.81	58,642,391.30	(428,512,990.22)	(20,602,020.60)
Shaanxi Heavy-duty Motor Co., Ltd.	陝西重型汽車有限公司	32,478,594,903.01	905,894,695.59	905,894,695.59	5,735,148,788.49
Shaanxi Fast Gear Co., Ltd.	陝西法士特齒輪有限責任公司	9,211,068,149.38	881,268,951.30	879,953,625.56	312,333,348.05
Total	合計	71,847,712,825.20	1,845,806,038.19	1,357,335,330.93	6,026,880,115.94



## Notes to Financial Statements (Continued)

1 January to 30 June 2021

## 財務報表附註(續)

2021年1月1日至6月30日止期間

## VII. Interest in Other Entities (Continued)

## 2. Interest in joint ventures and associates

Particulars of the principal joint venture and associates of the Company are presented as follows:

Name of joint venture or associate	Place of key operation	Place of registration	Nature of Business	Percentage of shareholding (%)		Accounting treatment for the joint venture or associate 對合營企業或聯營企業投資的會計處理方法
				Direct 直接	Indirect 間接	
Joint venture						
合營企業						
(1) Xi'an FC	Shaanxi	Shaanxi	Manufacturing industry	-	51.00	Equity method
西安雙特	陝西	陝西	製造業			權益法
Associates						
聯營企業						
(1) Shanzhong Finance Leasing Co., Ltd.	Beijing	Beijing	Finance lease	16.36	16.36	Equity method
山重融資租賃有限公司	北京	北京	融資租賃			權益法
(2) Shandong Heavy Industry Group Finance Co., Ltd.	Shandong	Shandong	Finance company	31.25	6.25	Equity method
山東重工集團財務有限公司	山東	山東	財務公司			權益法

## 七、在其他主體中的權益(續)

## 2. 在合營企業和聯營企業中的權益

本公司重要合營企業和聯營企業的情況如下：

## Notes to Financial Statements (Continued)

1 January to 30 June 2021

## 財務報表附註(續)

2021年1月1日至6月30日止期間

## VII. Interest in Other Entities (Continued)

## 2. Interest in joint ventures and associates (Continued)

Key financial information of principal joint venture:

## 七、在其他主體中的權益(續)

## 2. 在合營企業和聯營企業中的權益(續)

重要合營企業的主要財務信息：

		RMB 人民幣元	
Item		30 June 2021/ Incurred during this period 2021年6月30日/ 本期發生額 Xi'an FC 西安雙特	31 December 2020/ Incurred in previous period 2020年12月31日/ 上期發生額 Xi'an FC 西安雙特
項目			
Current assets	流動資產	339,683,930.77	256,261,039.77
Incl: Cash and cash equivalents	其中：現金和現金等價物	34,538,938.54	9,427,504.02
Non-current assets	非流動資產	177,219,514.20	187,482,221.96
Total assets	資產合計	516,903,444.97	443,743,261.73
Current liabilities	流動負債	209,586,251.41	181,210,978.49
Non-current liabilities	非流動負債	-	-
Total liabilities	負債合計	209,586,251.41	181,210,978.49
Minority interests	少數股東權益	-	-
Shareholders' equity attributable to the parent	歸屬於母公司的股東權益	307,317,193.56	262,532,283.24
Share of net assets based on percentage of shareholding	按持股比例計算的淨資產份額	156,731,768.72	133,891,464.45
Adjustments	調整事項		
- Others	- 其他	(7,770,734.88)	(7,603,822.26)
Carrying value of investment in joint venture	對合營企業權益投資的賬面價值	148,961,033.84	126,287,642.19
Revenue	營業收入	279,157,409.06	180,566,395.87
Finance expenses	財務費用	61,315.11	1,789,504.47
Income tax expenses	所得稅費用	-	-
Net profit	淨利潤	44,457,630.69	28,275,885.33
Other comprehensive income	其他綜合收益	-	-
Total comprehensive income	綜合收益總額	44,457,630.69	28,275,885.33
Dividends received from joint ventures in the current period	本期收到的來自合營企業的股利	-	-

## Notes to Financial Statements (Continued)

1 January to 30 June 2021

## VII. Interest in Other Entities (Continued)

## 2. Interest in joint ventures and associates (Continued)

Key financial information of principal associates:

The Group holds 37.50% equity interest of Shandong Heavy Industry Group Finance Co., Ltd. (“Shandong Heavy Industry Finance Co.”), which provides the Group with services of deposits, credit lending, settlement and other financial services. It is a key associate of the Group and is accounted for using equity method in the Group’s accounts.

The Group holds 32.73% equity interests of Shanzhong Finance Leasing Co., Ltd. (“Shanzhong Finance Leasing”), which provides the Group and its distributors with finance leasing services. It is a key associate of the Group and is accounted for using equity method in the Group’s accounts.

## 財務報表附註(續)

2021年1月1日至6月30日止期間

## 七、在其他主體中的權益(續)

## 2. 在合營企業和聯營企業中的權益(續)

重要聯營企業的主要財務信息：

本集團持有山東重工集團財務有限公司(「山東重工財務公司」)37.50%股權，山東重工財務公司為本集團提供存款、信貸、結算及其他金融服務，是本集團重要的聯營企業，本集團對該聯營企業採用權益法核算。

本集團持有山重融資租賃有限公司(「山重融資租賃」)32.73%股權，山重融資租賃為本集團及本集團的經銷商提供融資租賃業務服務，是本集團重要的聯營企業，本集團對該聯營企業採用權益法核算。

## Notes to Financial Statements (Continued)

1 January to 30 June 2021

## 財務報表附註(續)

2021年1月1日至6月30日止期間

## VII. Interest in Other Entities (Continued)

## 2. Interest in joint ventures and associates (Continued)

Key financial information of principal associates: (Continued)

## 七、在其他主體中的權益(續)

## 2. 在合營企業和聯營企業中的權益(續)

重要聯營企業的主要財務信息:(續)

Item		30 June 2021/ Incurred during this period 2021年6月30日/本期發生額		31 December 2020/ Incurred in previous period 2020年12月31日/上期發生額	
		Shandong Heavy Industry Finance Co. 山東重工財務公司	Shanzhong Finance Leasing 山重融資租賃	Shandong Heavy Industry Finance Co. 山東重工財務公司	Shanzhong Finance Leasing 山重融資租賃
Current assets	流動資產	35,711,083,066.31	7,985,748,821.85	30,303,798,047.85	4,648,052,697.10
Incl: Cash and cash equivalents	其中:現金和現金等價物	9,356,117,587.54	481,214,635.43	5,393,645,595.96	252,496,695.87
Non-current assets	非流動資產	6,344,952,600.11	4,473,790,073.74	6,736,591,226.97	3,205,841,518.53
Total assets	資產合計	42,056,035,666.42	12,459,538,895.59	37,040,389,274.82	7,853,894,215.63
Current liabilities	流動負債	38,847,328,090.61	7,234,478,176.24	34,088,946,628.61	3,813,812,682.89
Non-current liabilities	非流動負債	4,164,305.38	3,533,950,822.70	5,867,096.76	2,408,554,001.12
Total liabilities	負債合計	38,851,492,395.99	10,768,428,998.94	34,094,813,725.37	6,222,366,684.01
Minority interests	少數股東權益	-	-	-	-
Shareholders' equity attributable to the parent	歸屬於母公司的股東權益	3,204,543,270.43	1,691,109,896.65	2,945,575,549.45	1,631,527,531.62
Share of net assets based on percentage of shareholding	按持股比例計算的 淨資產份額	1,201,703,726.41	553,452,918.10	1,104,590,831.04	533,953,278.33
Adjustments	調整事項				
- Others	- 其他	35,202,169.24	(1,098,426.88)	35,202,169.24	(4,090,507.01)
Carrying value of investment in associates	對聯營企業權益投資的 賬面價值	1,236,905,895.65	552,354,491.22	1,139,793,000.28	529,862,771.32
Revenue	營業收入	373,619,025.23	351,158,896.26	288,507,108.68	183,597,089.35
Finance expenses	財務費用	-	(3,119,854.72)	-	-
Income tax expenses	所得稅費用	86,322,573.66	22,147,732.18	(66,319,436.58)	(11,379,444.53)
Net profit	淨利潤	258,967,720.98	59,582,365.03	198,958,309.74	34,137,833.58
Other comprehensive income	其他綜合收益	-	-	-	-
Total comprehensive income	綜合收益總額	258,967,720.98	59,582,365.03	198,958,309.74	34,137,833.58
Dividends received from associates in the current period	本期收到的來自聯營企業的 股利	-	-	-	-

RMB

人民幣元

## Notes to Financial Statements (Continued)

1 January to 30 June 2021

## 財務報表附註(續)

2021年1月1日至6月30日止期間

## VII. Interest in Other Entities (Continued)

## 2. Interest in joint ventures and associates (Continued)

Summary financial information of non-material joint ventures and associates:

## 七、在其他主體中的權益(續)

## 2. 在合營企業和聯營企業中的權益(續)

不重要的合營企業和聯營企業的匯總財務信息：

Item		Closing balance/ incurred during this period 期末餘額/ 本期發生額	Opening balance/ incurred in previous period 期初餘額/ 上期發生額
項目			
Joint ventures 合營企業			
Total carrying value of investments	投資賬面價值合計	111,250,963.85	40,955,770.40
The total amount of the following calculation based on the percentage of shareholding			
下列各項按持股比例計算的合計數			
- Net loss	- 淨虧損	(123,806.55)	-
- Other comprehensive income	- 其他綜合收益	-	-
Total comprehensive income	- 綜合收益總額	(123,806.55)	-
Associates 聯營企業			
Total carrying value of investments	投資賬面價值合計	4,018,391,577.12	3,107,460,330.20
The total amount of the following calculation based on the percentage of shareholding			
下列各項按持股比例計算的合計數			
- Net profit	- 淨利潤	16,168,073.31	42,191,687.27
- Other comprehensive income	- 其他綜合收益	4,948,667.40	31,664,994.19
Total comprehensive income	- 綜合收益總額	21,116,740.71	73,856,681.46

RMB  
人民幣元

## Notes to Financial Statements (Continued)

1 January to 30 June 2021

## 財務報表附註(續)

2021年1月1日至6月30日止期間

## VII. Interest in Other Entities (Continued)

## 2. Interest in joint ventures and associates (Continued)

Excess loss on joint ventures or associates:

Name of joint ventures or associates		Cumulative unrecognized loss in the previous period	Unrecognized	
			loss for the period (or net profit shared in the period)	Non-cumulative unrecognized loss in the period
合營企業或聯營企業名稱		累計未確認的前期累計損失	本期未確認的損失(或本期分享的淨利潤)	本期未累計未確認的損失
Shaanxi Eurostar Auto Co., Ltd.	陝西歐舒特汽車股份有限公司	94,767,600.64	6,170,893.62	100,938,494.26
Baoding Shanqi Tianma Automobile Co., Ltd.	保定陝汽天馬汽車有限公司	7,750,463.68	-	7,750,463.68

RMB  
人民幣元

## 七、在其他主體中的權益(續)

## 2. 在合營企業和聯營企業中的權益(續)

合營企業或聯營企業發生的超額虧損：

As the Group takes no responsibility for additional losses incurred by Shaanxi Eurostar Auto Co., Ltd. and Baoding Shanqi Tianma Automobile Co., Ltd. in recognizing its share of the net losses incurred by both companies, the writing-off of carrying values of long-term equity investments and other long-term interests constituting effectively net investments in both companies are limited to zero.

由於本集團對陝西歐舒特汽車股份有限公司和保定陝汽天馬汽車有限公司不負有承擔額外損失義務，因此在確認應分擔其發生的淨虧損時，以長期股權投資的賬面價值以及其他實質上構成對其淨投資的長期權益減記至零為限。

## Notes to Financial Statements (Continued)

1 January to 30 June 2021

## VIII. Transfers of Financial Assets

**Transferred financial assets that had been not derecognised in their entirety**

As at 30 June 2021, the Group had long-term receivables amounting to RMB5,762,167,357.40 (31 December 2020: RMB5,598,400,500.00) which had been transferred but not derecognised in their entirety.

**Transferred financial assets that had been derecognised in their entirety but continuously involved**

As at 30 June 2021, the Group had outstanding endorsed or discounted acceptance bills with a carrying amount of RMB18,159,549,356.15 (31 December 2020: RMB32,426,320,835.90). As at 30 June 2021, they were due in 1 to 12 months. If acceptance banks dishonor the bills, endorsees shall have the right to turn to the Group for recourse (“Continuing Involvement”) according to the Law of Negotiable Instruments.

The Group considered substantially all risk and reward of the bills have been transferred. Therefore, the Group derecognized the bills and the book values of related accounts payable that have been settled. The maximum loss and undiscounted cash flow of continuing involvement and repurchase were equal to the book value of the bills. The Group considers the fair value of continuing involvement not significant.

The Group did not recognize any significant profit or loss at the date of transfer for the period. The Group had no current or accumulated gain or expense arising from the continuing involvement in financial assets which had been derecognized. The endorsement and discount were incurred evenly throughout the period.

## 財務報表附註(續)

2021年1月1日至6月30日止期間

## 八、金融資產轉移

**已轉移但未整體終止確認的金融資產**

於2021年6月30日，本集團已轉移但未整體終止確認的長期應收款為人民幣5,762,167,357.40元(2020年12月31日：人民幣5,598,400,500.00元)。

**已整體終止確認但繼續涉入的已轉移金融資產**

於2021年6月30日，本集團未到期的已背書或貼現的承兌匯票的賬面價值為人民幣18,159,549,356.15元(2020年12月31日：人民幣32,426,320,835.90元)。於2021年6月30日，其到期日為1至12個月，根據《票據法》相關規定，若承兌銀行拒絕付款的，其持有人有權向本集團追索(「繼續涉入」)。

本集團認為，本集團已經轉移了其幾乎所有的風險和報酬，因此，終止確認其及與之相關的已結算應付賬款的賬面價值。繼續涉入及回購的最大損失和未折現現金流量等於其賬面價值。本集團認為，繼續涉入公允價值並不重大。

本期本集團於其轉移日確認的利得或損失並不重大。本集團無因繼續涉入已終止確認金融資產當期和累計確認的收益或費用。背書和貼現在本期大致均衡發生。

## Notes to Financial Statements (Continued)

1 January to 30 June 2021

## 財務報表附註(續)

2021年1月1日至6月30日止期間

## IX. Disclosure of Fair Value

## 1. Assets and liabilities measured at fair value

## 九、公允價值的披露

## 1. 以公允價值計量的資產和負債

RMB

人民幣元

Item 項目	Fair value as at the period end 期末公允價值			Total 合計
	Level 1 fair value measurement	Level 2 fair value measurement	Level 3 fair value measurement	
	第一層次 公允價值計量	第二層次 公允價值計量	第三層次 公允價值計量	
I. Recurring fair value measurements	一、持續的公允價值計量			
(I) Financial assets held for trading	-	4,804,847,050.82	112,904,277.02	4,917,751,327.84
(II) Investments in other equity instruments	295,084,834.60	2,959,675,505.65	350,821,209.40	3,605,581,549.65
(III) Receivable Financing	-	17,733,512,053.73	-	17,733,512,053.73
(IV) Other non-current financial assets	-	393,215,096.97	-	393,215,096.97
Total asset measured at fair value on a recurring basis	295,084,834.60	25,891,249,707.17	463,725,486.42	26,650,060,028.19
(V) Financial liabilities held for trading	-	122,095,805.87	1,946,619.00	124,042,424.87
(VI) Other non-current liabilities	-	27,712,490.37	37,562,459.40	65,274,949.77
Total liabilities measured at fair value on a recurring basis	-	149,808,296.24	39,509,078.40	189,317,374.64

## 2. Fair value of financial assets and financial liabilities not measured at fair value

The management of the Group considers that, the carrying values of financial assets and financial liabilities measured at amortized cost in the financial statements approximate the fair values of those assets and liabilities, except for the corporate bonds (Note V.36) of KION, a subsidiary of the Company, with a fair value of RMB4,055,239,120.00 (equivalent to EUR527,600,000.00) as at 30 June 2021 and carrying amount of RMB3,805,007,192.80 (equivalent to EUR495,044,000.00).

## 2. 不以公允價值計量的金融資產和金融負債的公允價值情況

本集團管理層認為，除子公司 KION 的企業債券（附註五、36）於 2021 年 6 月 30 日的公允價值為人民幣 4,055,239,120.00（歐元 527,600,000.00 元），賬面價值為人民幣 3,805,007,192.80（歐元 495,044,000.00 元）以外，財務報表中以攤餘成本計量的金融資產及金融負債的賬面價值接近該等資產及負債的公允價值。



## Notes to Financial Statements (Continued)

1 January to 30 June 2021

## IX. Disclosure of Fair Value (Continued)

## 3. Estimation of fair value

## Fair value of financial assets/liabilities

The finance team of the Group is led by the head of finance department. It is responsible for formulating policies and procedures applicable to the measurement of the fair value of financial instruments. The finance team directly reports to the Chief Financial Officer and the Audit Committee. On each balance sheet date, the finance team analyzes the change in value of financial instruments and ascertain the key inputs which apply to the valuation. The process and result of valuation is subject to approval by the Chief Financial Officer.

Financial assets/liabilities at fair value through profit or loss include the forward exchange contracts, cross currency swap and interest rate swap instruments, some structured deposits and other debt instruments of subsidiaries. The Group believes that the fair value estimated using valuation techniques is reasonable and the most appropriate value as of the balance sheet date.

The fair values of listed equity instruments are determined according to quote prices on the market. For listed equity instruments for which circulation is restricted, fair values are determined based on quoted prices on the market with necessary adjustments. The fair values of investments in non-listed equity instruments are estimated using the valuating model of market comparison or income approaches, and the assumptions adopted are not supported by observable market price or interest rate. The Group needs to estimate unobservable market parameters such as price-to-book ratio or cash flow. The Group believes that the fair value and its changes estimated using valuation techniques is reasonable and the most appropriate value as of the balance sheet date.

## 財務報表附註(續)

2021年1月1日至6月30日止期間

## 九、公允價值的披露(續)

## 3. 公允價值估值

## 金融資產／金融負債公允價值

本集團的財務團隊由財務部門負責人領導，負責制定金融工具公允價值計量的政策和程序。財務團隊直接向首席財務官和審計委員會報告。每個資產負債表日，財務團隊分析金融工具價值變動，確定估值適用的主要輸入值。估值流程和結果經首席財務官審核批准。

以公允價值計量且其變動計入當期損益的金融資產／金融負債包括下屬子公司的遠期外匯合約、交叉貨幣互換及利率互換工具、部分結構性存款及其他債務工具。本集團相信，以估值技術估計的公允價值是合理的，並且亦是於資產負債表日最合適的價值。

上市的權益工具，以市場報價確定公允價值。上市但是流通受限的權益工具，以市場報價為依據做必要的調整確定公允價值。非上市的權益工具投資，採用市場比較法或收益法估值模型估計公允價值，採用的假設並非由可觀察市場價格或利率支持。本集團需要就市淨率或現金流量等不可觀測市場參數作出估計。本集團相信，以估值技術估計的公允價值及其變動，是合理的，並且亦是於資產負債表日最合適的價值。

## Notes to Financial Statements (Continued)

1 January to 30 June 2021

## 財務報表附註(續)

2021年1月1日至6月30日止期間

## IX. Disclosure of Fair Value (Continued)

## 4. Unobservable inputs

The key unobservable inputs of Level 3 fair value measurement are summarized as follows:

## 九、公允價值的披露(續)

## 4. 不可觀察輸入值

如下為第三層次公允價值計量的重要不可觀察輸入值概述：

Item	Fair value as at the end of period	Fair value as at the beginning of period	Valuation technique	Unobservable inputs	RMB
					人民幣元
項目	期末公允價值	期初公允價值	估值技術	不可觀察輸入值	Range (weighted average) 範圍區間 (加權平均值)
<b>Financial assets</b>					
<b>金融資產</b>					
Xiamen Fengtai Bus and Coach International Co., Ltd. 廈門豐泰國際新能源汽車有限公司	4,220,000.00	5,120,000.00	Income approach 收益法	Cash flow 現金流量	
Huarong Xiangjiang Bank 華融湘江銀行	39,748,600.00	39,748,600.00	Market comparison approach 市場比較法	Price-to-Book ratio 市淨率	1.0
Zhejiang EP Equipment Co., Ltd Zhejiang EP Equipment Co., Ltd	105,001,178.20	104,878,725.00	Income approach 收益法	Cash flow 現金流量	
Contingent consideration from business combinations 企業合併或有對價	112,904,277.02	112,904,277.02	Monte Carlo simulation method 蒙特卡洛模擬法	Revenue from principal business 主營業務收入	
Others 其他	201,851,431.20	208,881,742.98			
<b>Financial liabilities</b>					
<b>金融負債</b>					
Put option 看跌期權	37,562,459.40	39,218,175.00	Binomial options pricing model 二叉樹期權定價模型	Volatility of equity value 股權價值波動率	
Contingent consideration from business combinations 企業合併或有對價	1,946,619.00	1,946,619.00	Black-Scholes Option Pricing Model 布萊克-斯科爾斯期權定價模型	Volatility of equity value 股權價值波動率	

## Notes to Financial Statements (Continued)

1 January to 30 June 2021

## IX. Disclosure of Fair Value (Continued)

## 5. Reconciliation for fair value measurement

The reconciliation for the recurring Level 3 fair value measurement are as follows:

Item	1 January 2021	Transfer into Level 3	Transfer out of Level 3	Total current profit/loss 當期利得或損失總額		Acquisition, issuance, sale and settlement 購買、發行、出售和結算				Foreign exchange gain/loss	30 June 2021	Changes of unrealized current gain/loss of assets/liabilities held at the end of period recognized through profit/loss 期末持有的資產/負債計入損益的當期未實現利得或損失的變動
				Recognized through profit or loss	Recognized through other comprehensive income	Acquisition	Issuance	Sale	Settlement			
項目	2021年1月1日	轉入第三層次	轉出第三層次	計入損益	計入其他綜合收益	購買	發行	出售	結算	匯兌損益	2021年6月30日	
Financial assets held for trading 交易性金融資產	112,904,277.02	-	-	-	-	-	-	-	-	-	112,904,277.02	-
Investment in equity instruments 權益工具投資	358,629,067.98	-	-	-	(7,807,858.58)	-	-	-	-	-	350,821,209.40	-
Financial liabilities held for trading 交易性金融負債	1,946,619.00	-	-	-	-	-	-	-	-	-	1,946,619.00	-
Other non-current financial liabilities 其他非流動金融負債	39,218,175.00	-	-	(1,655,715.60)	-	-	-	-	-	-	37,562,459.40	-

## 6. The level change in the fair value

From 1 January to 30 June 2021, there were neither transfers between Level 1 and Level 2 for the measurement of fair value of financial assets and liabilities, nor transfer into or out of Level 3 (1 January to 30 June 2020: nil).

## 財務報表附註(續)

2021年1月1日至6月30日止期間

## 九、公允價值的披露(續)

## 5. 公允價值計量的調節

持續的第三層次公允價值計量的調節信息如下：

RMB  
人民幣元

Changes of unrealized current gain/loss of assets/liabilities held at the end of period recognized through profit/loss  
期末持有的資產/負債計入損益的當期未實現利得或損失的變動

## 6. 公允價值層次轉換

2021年1月1日至6月30日止期間，本集團並無金融資產和金融負債公允價值計量在第一層次和第二層次之間的轉移，亦無轉入或轉出第三層級的情況(2020年1月1日至6月30日止期間：無)。

## Notes to Financial Statements (Continued)

1 January to 30 June 2021

## 財務報表附註(續)

2021年1月1日至6月30日止期間

## X. Related Party Relationships and Transactions

The related parties defined in these financial statements included the related parties under Accounting Standards for Business Enterprises and related parties under the information disclosure requirements of China Securities Regulatory Commission (the "CSRC") and Shenzhen Stock Exchange.

## 1. Parent

Company	Place of registration	Nature of business	Registered capital	Proportion of ownership interest in the Company	Proportion of voting power in the Company
公司	註冊地	業務性質	註冊資本	對本公司持股比例 (%)	對本公司表決權比例 (%)
Weichai Group Holdings Limited 濰柴控股集團有限公司	Weifang City, Shandong Province 山東省濰坊市	External investment financial guarantee investment advisory planning and organization/coordination and management of production operating activities of corporates under the Group 對外投資經濟擔保投資諮詢規劃組織/ 協調管理集團所屬企業生產經營活動	RMB1,200,000,000.00 人民幣1,200,000,000.00元	16.30	16.30

Shandong Heavy Industry Group Co., Ltd. is the ultimate controller of the Company.

本公司的最終控股公司為山東重工集團有限公司。

## 2. Subsidiaries

Details of subsidiaries are set out in Note VII.1.

## 2. 子公司

子公司信息詳見附註七、1。

## 3. Associates and joint ventures

Details of associates and joint ventures are set out in Note VII.2.

## 3. 聯營企業和合營企業

聯營企業和合營企業詳見附註七、2。

## 十、關聯方關係及其交易

本財務報表中披露的關聯方既包括企業會計準則中界定的關聯方，也包括中國證券監督管理委員會（「證監會」）和深圳證券交易所信息披露規定中界定的關聯方。

## Notes to Financial Statements (Continued)

1 January to 30 June 2021

## 財務報表附註(續)

2021年1月1日至6月30日止期間

## X. Related Party Relationships and Transactions (Continued) 十、關聯方關係及其交易(續)

## 4. Particulars of other related parties which entered into material transactions with the Group

## 4. 與本集團發生重大交易的其他關聯方情況

Name of related party 其他關聯方名稱	Relationship with us 其他關聯方與本企業關係
Shandong Weichai Import and Export Co., Ltd. 山東濰柴進出口有限公司	Common control by parent 同受母公司控制
Weichai Heavy-duty Machinery Co., Ltd. 濰柴重機股份有限公司	Common control by parent 同受母公司控制
Weichai Electric Equipment Co., Ltd. 濰柴電力設備有限公司	Common control by parent 同受母公司控制
Yangzhou Yaxing Coach Co., Ltd. 揚州亞星客車股份有限公司	Common control by parent 同受母公司控制
Weichai (Yangzhou) Special Vehicles Co., Ltd. 濰柴(揚州)特種車有限公司	Common control by parent 同受母公司控制
Weichai Lovol Heavy Industry Co., Ltd. 濰柴雷沃重工股份有限公司	Common control by parent 同受母公司控制
Dezhou Degong Machinery Co., Ltd. 德州德工機械有限公司	Same ultimate controller 同一最終控股公司
Shantui Construction Machinery Co., Ltd. 山推工程機械股份有限公司	Same ultimate controller 同一最終控股公司
Shanzhong Jianji Co., Ltd. 山重建機有限公司	Same ultimate controller 同一最終控股公司
Shandong Automobile Manufacturing Co., Ltd. 山東汽車製造有限公司	Same ultimate controller 同一最終控股公司
Linyi Shan Zhong Excavator Co., Ltd. 臨沂山重挖掘機有限公司	Same ultimate controller 同一最終控股公司
Beiqi Foton Motor Co., Ltd. 北汽福田汽車股份有限公司	Same key management personnel 同一關鍵管理人員
XCMG Construction Machinery Co., Ltd. 徐工集團工程機械股份有限公司	Same key management personnel 同一關鍵管理人員
Suzhou Foresight Energy Technology Co., Ltd. 蘇州弗爾賽能源科技股份有限公司	Associate 聯營公司
Shaanxi Automotive Group Co., Ltd. 陝西汽車集團股份有限公司	Minority shareholders of subsidiary(ies) 子公司之少數股東
Shaanxi Fast Gear Automotive Transmission Co., Ltd. 陝西法士特汽車傳動集團有限責任公司	Minority shareholders of subsidiary(ies) 子公司之少數股東

## Notes to Financial Statements (Continued)

1 January to 30 June 2021

## 財務報表附註(續)

2021年1月1日至6月30日止期間

## X. Related Party Relationships and Transactions (Continued) 十、關聯方關係及其交易(續)

## 4. Particulars of other related parties which entered into material transactions with the Group (Continued)

## 4. 與本集團發生重大交易的其他關聯方情況(續)

Name of related party 其他關聯方名稱	Relationship with us 其他關聯方與本企業關係
Shaanxi Automobile Industry Co., Ltd. 陝西汽車實業有限公司	Related party of substantial shareholders of subsidiary(ies) 子公司重要股東之關聯人士
Shaanxi Wanfang Vehicle Parts and Components Co. Ltd. 陝西萬方汽車零部件有限公司	Related party of substantial shareholders of subsidiary(ies) 子公司重要股東之關聯人士
Shaanxi Huazhen Vehicle Parts Co., Ltd. 陝西華臻車輛部件有限公司	Related party of substantial shareholders of subsidiary(ies) 子公司重要股東之關聯人士
Shaanxi Wanfang Tianyun Vehicle Equipment Co. Ltd. 陝西萬方天運汽車電器有限公司	Related party of substantial shareholders of subsidiary(ies) 子公司重要股東之關聯人士
Shaanxi Huazhen Vehicle Component Parts Co., Ltd. 陝西華臻汽車零部件有限公司	Related party of substantial shareholders of subsidiary(ies) 子公司重要股東之關聯人士
Shaanxi Tongli Special Purpose Vehicle Co., Ltd. 陝西通力專用汽車有限責任公司	Related party of substantial shareholders of subsidiary(ies) 子公司重要股東之關聯人士
Shaanxi Lantong Transmission Axle Co., Ltd. 陝西藍通傳動軸有限公司	Related party of substantial shareholders of subsidiary(ies) 子公司重要股東之關聯人士
Shaanxi Automotive Group Commercial Vehicles Co., Ltd. 陝汽集團商用車有限公司	Related party of substantial shareholders of subsidiary(ies) 子公司重要股東之關聯人士
Shaanxi Deyin Leasing Co. Ltd. 德銀融資租賃有限公司	Related party of substantial shareholders of subsidiary(ies) 子公司重要股東之關聯人士
Shaanxi Huazhen Industry and Trading Services Co.,Ltd. 陝西華臻工貿服務有限公司	Related party of substantial shareholders of subsidiary(ies) 子公司重要股東之關聯人士
Shaanxi Dongming Automobile System Co., Ltd. 陝西東銘車輛系統股份有限公司	Related party of substantial shareholders of subsidiary(ies) 子公司重要股東之關聯人士
Shaanxi Huazhen Automobile Filtration System Co., Ltd. 陝西華臻汽車濾清系統有限公司	Related party of substantial shareholders of subsidiary(ies) 子公司重要股東之關聯人士

## Notes to Financial Statements (Continued)

1 January to 30 June 2021

## 財務報表附註(續)

2021年1月1日至6月30日止期間

## X. Related Party Relationships and Transactions (Continued)

## 4. Particulars of other related parties which entered into material transactions with the Group (Continued)

## 4. 與本集團發生重大交易的其他關聯方情況(續)

Name of related party 其他關聯方名稱	Relationship with us 其他關聯方與本企業關係
Shaanxi Yuanxing Supply Chain Management Co., Ltd. 陝西遠行供應鏈管理有限公司	Related party of substantial shareholders of subsidiary(ies) 子公司重要股東之關聯人士
J. Eberspaecher (Xi'an) GmbH & Co. KG 埃貝赫排氣技術(西安)有限公司	Related party of substantial shareholders of subsidiary(ies) 子公司重要股東之關聯人士
Xi'an Deshi Vehicle Components Co., Ltd. 西安德仕汽車零部件有限責任公司	Related party of substantial shareholders of subsidiary(ies) 子公司重要股東之關聯人士
Xi'an Oude Rubber and Plastic Technology Co., Ltd. 西安歐德橡膠技術有限公司	Related party of substantial shareholders of subsidiary(ies) 子公司重要股東之關聯人士
Shaanxi Heavy-duty Special Vehicles Co., Ltd. 陝西重汽專用汽車有限公司	Related party of substantial shareholders of subsidiary(ies) 子公司重要股東之關聯人士
Shaanxi Tianxingjian Vehicle Networking Information Technology Co., Ltd. 陝西天行健車聯網信息技術有限公司	Related party of substantial shareholders of subsidiary(ies) 子公司重要股東之關聯人士
Qinchuan Machine Tool & Tool (Group) Corp. 秦川機床工具集團股份公司	Related party of substantial shareholders of subsidiary(ies) 子公司重要股東之關聯人士
Shaanxi Deshi Electronic Equipment Co., Ltd. 陝西德仕電子設備有限責任公司	Related party of substantial shareholders of subsidiary(ies) 子公司重要股東之關聯人士
Weichai Power Westport New Energy Engine Co., Ltd. 濰柴西港新能源動力有限公司	Associate of parent 母公司之聯營企業
Xi'an Cummins Engine Co., Ltd. 西安康明斯發動機有限公司	Associate of subsidiary(ies) 子公司之聯營企業
CIMC-SHAC (Xi'an) Special Vehicles Co., Ltd. 中集陝汽重卡(西安)專用車有限公司	Associate of subsidiary(ies) 子公司之聯營企業
Ballard Power Systems Inc. 巴拉德動力系統有限公司	Associate of subsidiary(ies) 子公司之聯營企業
Shaanxi Eurostar Auto Co., Ltd. 陝西歐舒特汽車股份有限公司	Associate of subsidiary(ies) 子公司之聯營企業
Shaanxi Automobile Wuhai Special Vehicles Co., Ltd. 陝汽烏海專用汽車有限公司	Associate of subsidiary(ies) 子公司之聯營企業
Shaanxi Tonghui Automotive Transportation Co., Ltd. 陝西通匯汽車物流有限公司	Associate of subsidiary(ies) 子公司之聯營企業
Xi'an FC Intelligence Transmission Co., Ltd. 西安雙特智能傳動有限公司	Associate of subsidiary(ies) 子公司之聯營企業

## Notes to Financial Statements (Continued)

1 January to 30 June 2021

## 財務報表附註(續)

2021年1月1日至6月30日止期間

## X. Related Party Relationships and Transactions (Continued)

## 5. Major transactions between the Group and its related parties

- (1) Transaction of goods and services with related parties

*Purchase of goods from related parties*

## 十、關聯方關係及其交易(續)

## 5. 本集團與關聯方的主要交易

- (1) 關聯方商品和勞務交易

*自關聯方購買商品*

Company		Incurring during this period	Incurring in previous period
公司		本期發生額	上期發生額
Shaanxi Fast Gear Automotive Transmission Co., Ltd.	陝西法士特汽車傳動集團有限責任公司	3,634,594,979.92	3,179,492,714.11
Shaanxi Automotive Group Commercial Vehicles Co., Ltd.	陝汽集團商用車有限公司	2,626,816,382.61	1,661,213,915.40
Weichai Power Westport New Energy Engine Co., Ltd.	濰柴西港新能源動力有限公司	2,230,597,907.33	1,833,606,864.13
Shaanxi Automobile Wuhai Special Vehicles Co., Ltd.	陝汽烏海專用汽車有限公司	1,861,281,671.55	1,879,652,332.69
Xi'an Cummins Engine Co., Ltd.	西安康明斯發動機有限公司	988,240,267.55	396,986,815.59
Shaanxi Wanfang Vehicle Parts and Components Co. Ltd.	陝西萬方汽車零部件有限公司	848,207,465.58	699,283,938.89
Shaanxi Wanfang Tianyun Vehicle Equipment Co. Ltd.	陝西萬方天運汽車電器有限公司	632,863,717.22	419,836,584.23
CIMC-SHAC (Xi'an) Special Vehicles Co., Ltd.	中集陝汽重卡(西安)專用車有限公司	565,993,695.45	289,408,053.10
Xi'an Deshi Vehicle Components Co., Ltd.	西安德仕汽車零部件有限責任公司	456,882,941.42	371,585,256.85
Xi'an Oude Rubber and Plastic Technology Co., Ltd.	西安歐德橡膠技術有限公司	423,863,421.11	177,027,555.49
Shaanxi Tongli Special Purpose Vehicle Co., Ltd.	陝西通力專用汽車有限責任公司	387,878,344.88	386,984,734.10

RMB

人民幣元



## Notes to Financial Statements (Continued)

1 January to 30 June 2021

## 財務報表附註(續)

2021年1月1日至6月30日止期間

## X. Related Party Relationships and Transactions (Continued)

## 十、關聯方關係及其交易(續)

## 5. Major transactions between the Group and its related parties (Continued)

## 5. 本集團與關聯方的主要交易(續)

## (1) Transaction of goods and services with related parties (Continued)

## (1) 關聯方商品和勞務交易(續)

## Purchase of goods from related parties (Continued)

## 自關聯方購買商品(續)

		RMB 人民幣元	
Company 公司		Incurred during this period 本期發生額	Incurred in previous period 上期發生額
Shaanxi Huazhen Vehicle Component Parts Co., Ltd.	陝西華臻汽車零部件有限公司	396,794,531.72	310,561,407.59
Weichai Group Holdings Limited	濰柴控股集團有限公司	237,249,144.96	210,151,898.15
Shandong Weichai Import and Export Co., Ltd.	山東濰柴進出口有限公司	495,776,654.45	489,054,158.01
Xi'an FC Intelligence Transmission Co., Ltd.	西安雙特智能傳動有限公司	180,192,825.19	119,303,925.65
Weichai Heavy-duty Machinery Co., Ltd.	濰柴重機股份有限公司	170,836,540.12	158,512,935.39
Shaanxi Lantong Transmission Axle Co., Ltd.	陝西藍通傳動軸有限公司	151,906,484.75	97,872,541.68
Shaanxi Heavy-duty Special Vehicles Co., Ltd.	陝西重汽專用汽車有限公司	71,122,512.05	415,145,885.74
Shaanxi Tianxingjian Vehicle Networking Information Technology Co., Ltd.	陝西天行健車聯網信息技術有限公司	64,840,140.09	165,640,268.14
Shaanxi Huazhen Vehicle Parts Co., Ltd.	陝西華臻車輛部件有限公司	54,053,252.16	31,418,575.02
Shaanxi Dongming Automobile System Co., Ltd.	陝西東銘車輛系統股份有限公司	52,536,981.58	36,399,007.76
Eberspächer Exhaust Technology (Xi'an) Co., Ltd.	埃貝赫排氣技術(西安)有限公司	30,565,143.23	912,078.14
Shaanxi Deshi Electronic Equipment Co., Ltd.	陝西德仕電子設備有限公司	22,718,883.98	5,227,801.94
Shaanxi Huazhen Automobile Filtration System Co., Ltd.	陝西華臻汽車濾清系統有限公司	16,552,355.42	13,732,353.00
Ballard Power Systems Inc.	巴拉德動力系統有限公司	-	185,451,964.79
Others	其他	595,747,289.43	439,978,428.84
Total	合計	17,198,113,533.75	13,974,441,994.42

## Notes to Financial Statements (Continued)

1 January to 30 June 2021

## 財務報表附註(續)

2021年1月1日至6月30日止期間

## X. Related Party Relationships and Transactions (Continued)

## 5. Major transactions between the Group and its related parties (Continued)

## (1) Transaction of goods and services with related parties (Continued)

*Sales of goods to related parties*

## 十、關聯方關係及其交易(續)

## 5. 本集團與關聯方的主要交易(續)

## (1) 關聯方商品和勞務交易(續)

*向關聯方銷售商品*

Company 公司		Incurring during this period 本期發生額	Incurring in previous period 上期發生額
Shaanxi Fast Gear Automotive Transmission Co., Ltd.	陝西法士特汽車傳動集團有限責任公司	1,512,645,662.67	1,306,500,886.34
Shaanxi Automobile Wuhai Special Vehicles Co., Ltd.	陝汽烏海專用汽車有限公司	1,387,298,585.50	1,291,853,112.70
Shaanxi Automotive Group Commercial Vehicles Co., Ltd.	陝汽集團商用車有限公司	1,186,079,139.69	931,680,257.09
Shandong Weichai Import and Export Co., Ltd.	山東濰柴進出口有限公司	888,387,939.54	613,518,236.86
Beiqi Foton Motor Co., Ltd.	北汽福田汽車股份有限公司	468,276,273.93	431,192,412.33
Shaanxi Wanfang Vehicle Parts and Components Co. Ltd.	陝西萬方汽車零部件有限公司	254,867,443.01	186,507,492.55
Shaanxi Tongli Special Purpose Vehicle Co., Ltd.	陝西通力專用汽車有限責任公司	254,731,015.05	37,665,234.94
Shaanxi Wanfang Tianyun Vehicle Equipment Co. Ltd.	陝西萬方天運汽車電器有限公司	253,787,757.80	144,110,117.12
Xi'an Oude Rubber and Plastic Technology Co., Ltd.	西安歐德橡塑技術有限公司	251,213,441.74	87,314,876.86

RMB

人民幣元

## Notes to Financial Statements (Continued)

1 January to 30 June 2021

## 財務報表附註(續)

2021年1月1日至6月30日止期間

## X. Related Party Relationships and Transactions (Continued)

## 十、關聯方關係及其交易(續)

## 5. Major transactions between the Group and its related parties (Continued)

## 5. 本集團與關聯方的主要交易(續)

(1) Transaction of goods and services with related parties (Continued)

(1) 關聯方商品和勞務交易(續)

Sales of goods to related parties (Continued)

向關聯方銷售商品(續)

RMB  
人民幣元

Company 公司		Incurred during this period 本期發生額	Incurred in previous period 上期發生額
Shandong Automobile Manufacturing Co., Ltd. 山東汽車製造有限公司		228,771,244.87	185,723,974.81
Weichai Electric Equipment Co., Ltd. 濰柴電力設備有限公司		216,545,756.22	134,809,165.03
Shantui Construction Machinery Co., Ltd. 山推工程機械股份有限公司		204,382,285.55	171,697,895.33
Weichai Heavy-duty Machinery Co., Ltd. 濰柴重機股份有限公司		114,826,612.22	113,302,182.91
Shanzhong Jianji Co., Ltd. 山重建機有限公司		105,091,805.14	46,587,990.12
Weichai (Yangzhou) Special Vehicles Co., Ltd. 特種車有限公司	濰柴(揚州)	102,132,683.29	104,793,722.92
Weichai Power Westport New Energy Engine Co., Ltd. 有限公司	濰柴西港新能源動力有限公司	84,688,161.03	567,104,439.13
Shaanxi Huazhen Vehicle Component Parts Co., Ltd. 公司	陝西華臻汽車零部件有限公司	66,595,102.23	81,634,541.94
Shaanxi Huazhen Industry and Trading Services Co., Ltd. 有限公司	陝西華臻工貿服務有限公司	55,386,951.86	34,712,061.72
Dezhou Degong Machinery Co., Ltd. 德州德工機械有限公司		45,421,730.20	46,748,073.09
Shaanxi Automotive Group Co., Ltd. 陝西汽車集團股份有限公司		13,609,494.17	683,100,133.10
Yangzhou Yaxing Motor Coach Co., Ltd. 揚州亞星客車股份有限公司		11,096,980.05	121,775,137.44
Shaanxi Heavy-duty Special Vehicles Co., Ltd. 其他	陝西重汽專用汽車有限公司	4,578,942.52	331,743,297.32
Others	其他	956,348,590.02	907,281,347.19
Total	合計	8,666,763,598.30	8,561,356,588.84

## Notes to Financial Statements (Continued)

1 January to 30 June 2021

## 財務報表附註(續)

2021年1月1日至6月30日止期間

## X. Related Party Relationships and Transactions (Continued)

## 5. Major transactions between the Group and its related parties (Continued)

## (1) Transaction of goods and services with related parties (Continued)

Receiving services from related parties

## 十、關聯方關係及其交易(續)

## 5. 本集團與關聯方的主要交易(續)

## (1) 關聯方商品和勞務交易(續)

自關聯方接受勞務

			RMB 人民幣元	
Company 公司			Incurred during this period 本期發生額	Incurred in previous period 上期發生額
Shaanxi Tonghui Automotive Transportation Co., Ltd.	陝西通匯汽車物流有限公司	Note1 註1	242,685,667.86	180,414,010.41
Shaanxi Deyin Leasing Co., Ltd.	德銀融資租賃有限公司	Note2 註2	111,899,069.74	51,859,901.22
Shanzhong Finance Leasing Co., Ltd.	山重融資租賃有限公司	Note3 註3	108,392,830.00	61,919,316.00
Shaanxi Automobile Industry Co., Ltd.	陝西汽車實業有限公司		45,562,153.31	44,848,720.03
Ballard Power Systems Inc.	巴拉德動力系統有限公司		39,881,630.00	29,355,865.00
Weichai Heavy-duty Machinery Co., Ltd.	濰柴重機股份有限公司		35,855,732.08	44,861,790.29
Weichai Group Holdings Limited	濰柴控股集團有限公司		14,948,295.83	14,693,915.61
Others	其他		54,928,536.34	62,313,086.74
Total	合計		654,153,915.16	490,266,605.30

## Notes to Financial Statements (Continued)

1 January to 30 June 2021

## 財務報表附註(續)

2021年1月1日至6月30日止期間

## X. Related Party Relationships and Transactions (Continued)

## 十、關聯方關係及其交易(續)

## 5. Major transactions between the Group and its related parties (Continued)

## 5. 本集團與關聯方的主要交易(續)

## (1) Transaction of goods and services with related parties (Continued)

## (1) 關聯方商品和勞務交易(續)

Rendering services to related parties

向關聯方提供勞務

RMB  
人民幣元

Item 項目		Incurring during this period 本期發生額	Incurring in previous period 上期發生額
Others	其他	10,718,374.95	18,680,304.96

Note 1: Shaanxi Tonghui Automotive Transportation Co., Ltd. provided comprehensive services including agency procurement, warehousing and logistics distribution services to Shaanxi Heavy-duty Motor Co., Ltd, a subsidiary of the Company.

註1: 陝西通匯汽車物流有限公司為本公司之子公司陝西重型汽車有限公司提供代理採購、倉儲及物流配送等綜合服務。

Note 2: Shaanxi Deyin Leasing Co., Ltd. provided Shaanxi Heavy-duty Motor Co., Ltd., a subsidiary of the Company, with services of financial leasing. It was agreed among Shaanxi Deyin Leasing Co., Ltd. and third-party distributors that for the vehicle monies of related business to be receivable by the Group from distributors, Shaanxi Deyin Leasing Co., Ltd. may take up the payment obligation on behalf of the distributors.

註2: 德銀融資租賃有限公司為本公司之子公司陝西重型汽車有限公司提供融資租賃業務，德銀融資租賃有限公司和第三方經銷商同意對於本集團應收經銷商的相關業務的車款，可由德銀融資租賃有限公司代經銷商承擔付款義務。

Note 3: Shanzhong Finance Leasing provides distributors and ultimate customers of Shaanxi Heavy-duty Motor Co., Ltd., a subsidiary of the Company, with services of financial leasing. For details, see Note XII.3.

註3: 山重融資租賃有限公司為本公司之子公司陝西重型汽車有限公司的經銷商及其終端客戶提供融資租賃業務。具體業務模式情況參見附註十二、3。

The prices for the Group's sale of goods and provision of services to related parties as well as purchase of goods and receipt of services from related parties were determined with reference to market rates.

本集團向關聯方銷售商品、提供勞務、採購商品及接受勞務的價格參考市場價格決定。

## Notes to Financial Statements (Continued)

1 January to 30 June 2021

## 財務報表附註(續)

2021年1月1日至6月30日止期間

## X. Related Party Relationships and Transactions (Continued)

## 5. Major transactions between the Group and its related parties (Continued)

## (2) Leasing with related parties

Item 項目	Type of leased assets 租賃資產種類	RMB 人民幣元	
		Lease revenue for this period 本期租賃收入	Lease revenue for the previous period 上期租賃收入
As lessor 作為出租人	Buildings, equipment & land 房屋設備土地	7,896,380.41	18,229,872.03

The prices for the Group's leasing with related parties were determined with reference to market rates.

本集團與關聯方租賃業務價格參考市場價格決定。

## (3) Transfer of assets with related parties

Item 項目	Particulars of transaction 交易內容	RMB 人民幣元	
		Incurred during this period 本期發生額	Incurred in previous period 上期發生額
Transfer of assets 資產轉讓	Purchase of fixed assets 購買固定資產	183,195.18	171,287.23
Transfer of assets 資產轉讓	Sale of fixed assets 出售固定資產	65,241,291.48	124,923.04

The price for the Group's purchase and sale of fixed assets from and to related parties were determined with reference to market rates.

本集團向關聯方採購和銷售固定資產價格參考市場價格決定。

## 十、關聯方關係及其交易(續)

## 5. 本集團與關聯方的主要交易(續)

## (2) 關聯方租賃

Item 項目	Type of leased assets 租賃資產種類	RMB 人民幣元	
		Lease revenue for this period 本期租賃收入	Lease revenue for the previous period 上期租賃收入
As lessor 作為出租人	Buildings, equipment & land 房屋設備土地	7,896,380.41	18,229,872.03

本集團與關聯方租賃業務價格參考市場價格決定。

## (3) 關聯方資產轉讓

Item 項目	Particulars of transaction 交易內容	RMB 人民幣元	
		Incurred during this period 本期發生額	Incurred in previous period 上期發生額
Transfer of assets 資產轉讓	Purchase of fixed assets 購買固定資產	183,195.18	171,287.23
Transfer of assets 資產轉讓	Sale of fixed assets 出售固定資產	65,241,291.48	124,923.04

本集團向關聯方採購和銷售固定資產價格參考市場價格決定。

## Notes to Financial Statements (Continued)

1 January to 30 June 2021

## X. Related Party Relationships and Transactions (Continued)

## 5. Major transactions between the Group and its related parties (Continued)

## (4) Other related party transactions

On 30 June 2019, the Group entered into the Financial Services Agreement with Shandong Heavy Industry Finance Co. Pursuant to the agreement, Shandong Heavy Industry Finance Co. provided deposit, credit, accounting and clearing services as well as other financial services to the Company and its controlling subsidiaries. The interest rates for credit relating to financial services as well as fee rates are determined according to the Financial Services Agreement and based upon the relevant requirements of the People's Bank of China's under which the lending rate shall not exceed the minimum level permitted under the interest rates and fee rates for money lending of similar types and categories available to the Group from other major commercial banks in the PRC.

Shandong Heavy Industry Finance Co. provides distributors of Shaanxi Heavy-duty Motor Co., Ltd., a subsidiary of the Company, with credit line to apply for establishing bank acceptance bills for the purchase of products from Shaanxi Heavy-duty Motor Co., Ltd. In 2021, the credit line amounted to RMB3,000,000,000.00 (2020: RMB3,000,000,000.00). Shaanxi Heavy-duty Motor Co., Ltd. assumes security obligation in favour of the distributors for the difference between amount of notes and guarantee money. As at 30 June 2021, open position of outstanding acceptance bill was RMB1,378,263,798.00 (31 December 2020: RMB708,591,800.00). For details, see Note XII.2.

## 財務報表附註(續)

2021年1月1日至6月30日止期間

## 十、關聯方關係及其交易(續)

## 5. 本集團與關聯方的主要交易(續)

## (4) 其他關聯方交易

本集團與山東重工財務公司於2019年6月30日簽訂《金融服務協議》，根據協議，山東重工財務公司為本公司及控股子公司提供存款、信貸、結算及其他金融服務等。有關金融服務信貸利率和費率根據《金融服務協議》滿足中國人民銀行有關貸款利率相關規定的基礎上不高於本集團在其他中國國內主要商業銀行取得的同類同檔次信貸利率及費率允許的最低水平確定。

山東重工財務公司為本公司之子公司陝西重型汽車有限公司的經銷商提供授信額度，申請開立銀行承兌匯票用於購買陝西重型汽車有限公司產品，2021年的授信額度為人民幣3,000,000,000.00元（2020年：人民幣3,000,000,000.00元）。陝西重型汽車有限公司為經銷商提供票據金額與保證金之間差額的退款保證責任。截至2021年6月30日，尚未到期的承兌匯票敞口額為人民幣1,378,263,798.00元（2020年12月31日：人民幣708,591,800.00元）。具體業務模式情況參見附註十二、2。

## Notes to Financial Statements (Continued)

1 January to 30 June 2021

## 財務報表附註(續)

2021年1月1日至6月30日止期間

## X. Related Party Relationships and Transactions (Continued)

## 5. Major transactions between the Group and its related parties (Continued)

## (4) Other related party transactions (Continued)

Amounts of transactions with Shandong Heavy Industry Finance Co. are as follows:

Item		Incurring during this period	Incurring in previous period
項目		本期發生額	上期發生額
Bank deposit placed	存放銀行存款	62,398,011,020.19	39,071,137,784.84
Interest income	利息收入	153,274,511.87	101,955,748.42
Interest expenses	利息支出	17,601,295.03	7,501,365.36
Acquisition of short-term borrowings	取得短期借款	210,000,000.00	45,000,000.00
Repayment of short-term borrowings	償還短期借款	45,000,000.00	–
Acquisition of long-term borrowings	取得長期借款	89,900,000.00	–
Repayment of long-term borrowings	償還長期借款	–	199,630,000.00
Establishment of bank acceptance bills	開具銀行承兌匯票	1,891,069,899.79	1,743,553,154.95

RMB  
人民幣元

Balances of accounts with Shandong Heavy Industry Finance Co. are as follows:

本集團與山東重工財務公司的各項往來餘額如下：

Item		30 June 2021	31 December 2020
項目		2021年6月30日	2020年12月31日
Cash and cash equivalents placed with related parties	存放關聯方的貨幣資金	32,904,706,647.96	27,868,215,353.63
Interest receivable	應收利息	101,603,950.67	7,513,885.58
Balance of short-term borrowings	短期借款餘額	830,000,000.00	665,000,000.00
Balance of long-term borrowings	長期借款餘額	239,900,000.00	150,000,000.00
Balance of bank acceptance bills established	開具的銀行承兌匯票餘額	1,937,244,218.28	1,956,725,003.03

RMB  
人民幣元

## 十、關聯方關係及其交易(續)

## 5. 本集團與關聯方的主要交易(續)

## (4) 其他關聯方交易(續)

本集團與山東重工財務公司發生的各項交易額如下：



## Notes to Financial Statements (Continued)

1 January to 30 June 2021

## 財務報表附註(續)

2021年1月1日至6月30日止期間

## X. Related Party Relationships and Transactions (Continued)

## 十、關聯方關係及其交易(續)

## 6. Amounts due from/to related parties

## 6. 關聯方應收應付款項餘額

Item 項目	30 June 2021 2021年6月30日		31 December 2020 2020年12月31日	
	Gross carrying amount 賬面餘額	Provision for credit losses 信用損失準備	Gross carrying amount 賬面餘額	Provision for credit losses 信用損失準備
Accounts receivable 應收賬款				
Shandong Weichai Import and Export Co., Ltd. 山東濰柴進出口有限公司	475,667,198.00	4,636,899.57	293,135,460.94	1,330,638.87
Shaanxi Automotive Group Commercial Vehicles Co., Ltd. 陝汽集團商用車有限公司	473,775,267.79	11,464,209.68	325,280,125.43	6,489,543.69
Weichai (Yangzhou) Special Vehicles Co., Ltd. 濰柴(揚州)特種車有限公司	88,015,963.41	1,008,430.29	4,884,245.20	99,300.96
Weichai Group Holdings Limited 濰柴控股集團有限公司	50,832,880.47	254,239.65	–	–
Shaanxi Automobile Wuhai Special Vehicles Co., Ltd. 陝汽烏海專用汽車有限公司	47,856,444.60	938,609.35	63,551,266.43	–
Beiqi Foton Motor Co., Ltd. 北汽福田汽車股份有限公司	46,633,926.12	434,425.78	56,632,501.10	653,705.07
Shandong Automobile Manufacturing Co., Ltd. 山東汽車製造有限公司	39,341,122.28	1,203,249.45	15,275,758.18	304,344.22
Shantui Construction Machinery Co., Ltd. 山推工程機械股份有限公司	35,247,530.45	444,398.47	7,983,538.58	159,670.77
Weichai Electric Equipment Co., Ltd. 濰柴電力設備有限公司	29,232,504.77	178,779.63	15,158,799.36	74,868.87
Shaanxi Huazhen Vehicle Component Parts Co., Ltd. 陝西華臻汽車零部件有限公司	17,062,487.00	9,583.75	20,452,627.00	11,487.94
Shaanxi Eurostar Auto Co., Ltd. 陝西歐舒特汽車股份有限公司	11,054,559.03	11,054,559.03	12,129,459.02	12,129,459.02
Weichai Power Westport New Energy Engine Co., Ltd. 濰柴西港新能源動力有限公司	12,980,632.07	283,713.81	7,236,037.44	187,670.99
Others 其他	377,570,170.60	7,119,110.79	343,844,186.67	6,611,042.66
Total 合計	1,705,270,686.59	39,030,209.25	1,165,564,005.35	28,051,733.06

RMB

人民幣元

## Notes to Financial Statements (Continued)

1 January to 30 June 2021

## 財務報表附註(續)

2021年1月1日至6月30日止期間

## X. Related Party Relationships and Transactions (Continued)

## 6. Amounts due from/to related parties (Continued)

## 十、關聯方關係及其交易(續)

## 6. 關聯方應收應付款項餘額(續)

Item 項目	30 June 2021 2021年6月30日		31 December 2020 2020年12月31日	
	Gross carrying amount 賬面餘額	Provision for credit losses 信用損失準備	Gross carrying amount 賬面餘額	Provision for credit losses 信用損失準備
Other receivables 其他應收款	165,170,591.29	13,883,959.54	264,545,443.41	13,801,792.44

RMB

人民幣元

Item 項目	30 June 2021 2021年6月30日	31 December 2020 2020年12月31日
	Dividends receivable 應收股利	
XCMG Construction Machinery Co., Ltd. 徐工集團工程機械股份有限公司	36,795,713.90	44,154,856.68
Total 合計	36,795,713.90	44,154,856.68

RMB

人民幣元

## Notes to Financial Statements (Continued)

1 January to 30 June 2021

## 財務報表附註(續)

2021年1月1日至6月30日止期間

## X. Related Party Relationships and Transactions (Continued)

## 十、關聯方關係及其交易(續)

## 6. Amounts due from/to related parties (Continued)

## 6. 關聯方應收應付款項餘額(續)

Item 項目	RMB 人民幣元	
	30 June 2021 2021年6月30日	31 December 2020 2020年12月31日
<b>Notes receivable</b> <b>應收票據</b>		
Shantui Construction Machinery Co., Ltd. 山推工程機械股份有限公司	254,205,557.93	147,297,865.20
Shaanxi Automotive Group Commercial Vehicles Co., Ltd. 陝汽集團商用車有限公司	206,749,202.00	-
Weichai Lovol Heavy Industry Co., Ltd. 濰柴雷沃重工股份有限公司	200,590,000.00	-
Beiqi Foton Motor Co., Ltd. 北汽福田汽車股份有限公司	187,490,000.00	-
Shandong Automobile Manufacturing Co., Ltd. 山東汽車製造有限公司	139,024,979.54	145,963,577.79
Shanzhong Jianji Co., Ltd. 山重建機有限公司	77,826,024.23	12,432,812.32
Yangzhou Yaxing Coach Co., Ltd. 揚州亞星客車股份有限公司	60,975,000.00	60,975,000.00
Shaanxi Deyin Leasing Co., Ltd. 德銀融資租賃有限公司	60,000,000.00	-
Dezhou Degong Machinery Co., Ltd. 德州德工機械有限公司	50,403,000.00	64,150,000.00
Weichai Heavy-duty Machinery Co., Ltd. 濰柴重機股份有限公司	50,155,179.25	72,337,599.87
Linyi Shan Zhong Excavator Co., Ltd. 臨沂山重挖掘機有限公司	40,914,492.42	-
Weichai (Yangzhou) Special Vehicles Co., Ltd. 濰柴(揚州)特種車有限公司	-	43,284,000.00
Others 其他	61,746,396.89	45,980,154.20
<b>Total</b> <b>合計</b>	<b>1,390,079,832.26</b>	<b>592,421,009.38</b>

## Notes to Financial Statements (Continued)

1 January to 30 June 2021

## 財務報表附註(續)

2021年1月1日至6月30日止期間

## X. Related Party Relationships and Transactions (Continued)

## 6. Amounts due from/to related parties (Continued)

## 十、關聯方關係及其交易(續)

## 6. 關聯方應收應付款項餘額(續)

Item 項目	RMB 人民幣元	
	30 June 2021 2021年6月30日	31 December 2020 2020年12月31日
<b>Receivable Financing</b> <b>應收款項融資</b>		
Shaanxi Automotive Group Commercial Vehicles Co., Ltd. 陝汽集團商用車有限公司	509,076,000.00	198,140,000.00
Shaanxi Deyin Leasing Co., Ltd. 德銀融資租賃有限公司	220,000,000.00	61,420,000.00
Shaanxi Automobile Wuhai Special Vehicles Co., Ltd. 陝汽烏海專用汽車有限公司	54,073,740.00	96,000,000.00
Shantui Construction Machinery Co., Ltd. 山推工程機械股份有限公司	25,026,000.00	3,345,405.84
Yangzhou Yaxing Coach Co., Ltd. 揚州亞星客車股份有限公司	6,410,200.00	31,278,380.00
Weichai (Yangzhou) Special Vehicles Co., Ltd. 濰柴(揚州)特種車有限公司	6,146,295.20	19,337,444.00
Others 其他	39,758,095.11	74,052,583.55
<b>Total</b> <b>合計</b>	<b>860,490,330.31</b>	<b>483,573,813.39</b>

## Notes to Financial Statements (Continued)

1 January to 30 June 2021

## 財務報表附註(續)

2021年1月1日至6月30日止期間

## X. Related Party Relationships and Transactions (Continued)

## 十、關聯方關係及其交易(續)

## 6. Amounts due from/to related parties (Continued)

## 6. 關聯方應收應付款項餘額(續)

Item 項目	RMB 人民幣元	
	30 June 2021 2021年6月30日	31 December 2020 2020年12月31日
<b>Prepayments</b> 預付款項		
Shandong Weichai Import and Export Co., Ltd. 山東濰柴進出口有限公司	46,188,594.23	46,001,372.57
Shaanxi Huazhen Industry and Trading Services Co., Ltd. 陝西華臻工貿服務有限公司	46,171,000.48	55,292,009.86
Shaanxi Yuanxing Supply Chain Management Co., Ltd. 陝西遠行供應鏈管理有限公司	32,888,761.05	213,313.85
Ballard Power Systems Inc. 巴拉德動力系統有限公司	32,045,046.58	35,004,871.56
Suzhou Foresight Energy Technology Co., Ltd. 蘇州弗爾賽能源科技股份有限公司	14,705,840.83	-
Others 其他	40,544,286.79	31,913,873.15
<b>Total</b> 合計	<b>212,543,529.96</b>	<b>168,425,440.99</b>

## Notes to Financial Statements (Continued)

1 January to 30 June 2021

## 財務報表附註(續)

2021年1月1日至6月30日止期間

## X. Related Party Relationships and Transactions (Continued)

## 6. Amounts due from/to related parties (Continued)

## 十、關聯方關係及其交易(續)

## 6. 關聯方應收應付款項餘額(續)

Item 項目	30 June 2021 2021年6月30日	31 December 2020 2020年12月31日
<i>RMB</i> 人民幣元		
<b>Accounts payable</b> <b>應付賬款</b>		
Shaanxi Automotive Group Commercial Vehicles Co., Ltd. 陝汽集團商用車有限公司	1,119,044,671.67	865,409,804.41
Shaanxi Fast Gear Automotive Transmission Co., Ltd. 陝西法士特汽車傳動集團有限責任公司	561,919,982.60	438,107,753.88
Shaanxi Wanfang Vehicle Parts and Components Co., Ltd. 陝西萬方汽車零部件有限公司	217,923,369.23	209,664,612.70
Shandong Heavy Industry Group Finance Co., Ltd. 山東重工集團財務有限公司	194,036,652.92	557,218,624.46
Shaanxi Tongli Special Purpose Vehicle Co., Ltd. 陝西通力專用汽車有限責任公司	193,162,417.67	336,984,662.13
Xi'an Deshi Vehicle Components Co., Ltd. 西安德仕汽車零部件有限責任公司	188,953,693.88	226,424,796.94
Shaanxi Tonghui Automotive Transportation Co., Ltd. 陝西通匯汽車物流有限公司	131,542,830.54	88,848,268.79
Shaanxi Huazhen Vehicle Component Parts Co., Ltd. 陝西華臻汽車零部件有限公司	122,019,089.55	153,351,853.76
Shaanxi Heavy-duty Special Vehicles Co., Ltd. 陝西重汽專用汽車有限公司	110,386,651.92	104,760,489.97

## Notes to Financial Statements (Continued)

1 January to 30 June 2021

## 財務報表附註(續)

2021年1月1日至6月30日止期間

## X. Related Party Relationships and Transactions (Continued)

## 十、關聯方關係及其交易(續)

## 6. Amounts due from/to related parties (Continued)

## 6. 關聯方應收應付款項餘額(續)

Item 項目	RMB 人民幣元	
	30 June 2021 2021年6月30日	31 December 2020 2020年12月31日
Shaanxi Automobile Wuhai Special Vehicles Co., Ltd. 陝汽烏海專用汽車有限公司	106,485,090.09	218,564,179.45
Weichai Power Westport New Energy Engine Co., Ltd. 濰柴西港新能源動力有限公司	94,858,984.02	272,222,708.49
Xi'an Cummins Engine Co., Ltd. 西安康明斯發動機有限公司	89,373,509.31	278,728,272.25
Shaanxi Wanfang Tianyun Vehicle Equipment Co. Ltd. 陝西萬方天運汽車電器有限公司	87,875,077.17	34,423,610.06
Xi'an Oude Rubber and Plastic Technology Co., Ltd. 西安歐德橡塑技術有限公司	75,994,908.21	56,098,592.55
Shaanxi Lantong Transmission Axle Co., Ltd. 陝西藍通傳動軸有限公司	63,058,022.79	96,365,359.22
Xi'an FC Intelligence Transmission Co., Ltd. 西安雙特智能傳動有限公司	58,498,524.44	25,926,841.24
Shaanxi Tianxingjian Vehicle Networking Information Technology Co., Ltd. 陝西天行健車聯網信息技術有限公司	47,195,466.91	51,062,990.41
CIMC-SHAC (Xi'an) Special Vehicles Co., Ltd. 中集陝汽重卡(西安)專用車有限公司	31,892,218.11	2,990,998.30
Shaanxi Huazhen Vehicle Parts Co., Ltd. 陝西華臻車輛部件有限公司	29,274,545.86	33,441,023.77
Eberspächer Exhaust Technology (Xi'an) Co., Ltd. 埃貝赫排氣技術(西安)有限公司	23,658,695.18	5,686,577.39
Qinchuan Machine Tool & Tool (Group) Corp. 秦川機床工具集團股份公司	15,201,265.85	12,651,667.19
Shandong Weichai Import and Export Co., Ltd. 山東濰柴進出口有限公司	1,407,070.80	333,523,452.05
Others 其他	218,576,012.14	184,659,398.46
Total 合計	3,782,338,750.86	4,587,116,537.87

## Notes to Financial Statements (Continued)

1 January to 30 June 2021

## 財務報表附註(續)

2021年1月1日至6月30日止期間

## X. Related Party Relationships and Transactions (Continued)

## 6. Amounts due from/to related parties (Continued)

## 十、關聯方關係及其交易(續)

## 6. 關聯方應收應付款項餘額(續)

Item 項目	RMB 人民幣元	
	30 June 2021 2021年6月30日	31 December 2020 2020年12月31日
<b>Notes payable</b> <b>應付票據</b>		
Shaanxi Automotive Group Commercial Vehicles Co., Ltd. 陝汽集團商用車有限公司	1,202,300,000.00	547,900,000.00
Weichai Power Westport New Energy Engine Co., Ltd. 濰柴西港新能源動力有限公司	999,334,917.93	631,212,833.10
Shaanxi Automobile Wuhai Special Vehicles Co., Ltd. 陝汽烏海專用汽車有限公司	788,400,000.00	799,000,000.00
Xi'an Cummins Engine Co., Ltd. 西安康明斯發動機有限公司	251,660,000.00	94,272.21
Shaanxi Huazhen Vehicle Component Parts Co., Ltd. 陝西華臻汽車零部件有限公司	246,250,000.00	5,850,000.00
Xi'an Deshi Vehicle Components Co., Ltd. 西安德仕汽車零部件有限責任公司	228,750,630.95	72,166.62
Shaanxi Wanfang Tianyun Vehicle Equipment Co. Ltd. 陝西萬方天運汽車電器有限公司	137,603,014.99	-
Shaanxi Wanfang Tianyun Vehicle Equipment Co. Ltd. 西安歐德橡塑技術有限公司	100,740,000.00	-
Shaanxi Fast Gear Automotive Transmission Co., Ltd. 陝西法士特汽車傳動集團有限責任公司	105,000,000.00	-
Shaanxi Wanfang Vehicle Parts and Components Co., Ltd. 陝西萬方汽車零部件有限公司	94,700,000.00	-
Others 其他	332,026,021.38	14,705,599.57
<b>Total</b> <b>合計</b>	<b>4,486,764,585.25</b>	<b>1,998,834,871.50</b>



## Notes to Financial Statements (Continued)

1 January to 30 June 2021

## 財務報表附註(續)

2021年1月1日至6月30日止期間

## X. Related Party Relationships and Transactions (Continued)

## 十、關聯方關係及其交易(續)

## 6. Amounts due from/to related parties (Continued)

## 6. 關聯方應收應付款項餘額(續)

Item 項目	RMB 人民幣元	
	30 June 2021 2021年6月30日	31 December 2020 2020年12月31日
<b>Contract liabilities</b> <b>合同負債</b>		
Shandong Weichai Import and Export Co., Ltd. 山東濰柴進出口有限公司	54,198,012.63	700,301.92
Beiqi Foton Motor Co., Ltd. 北汽福田汽車股份有限公司	737,334.09	81,696,623.02
Shaanxi Automotive Group Co., Ltd. 陝西汽車集團股份有限公司	–	38,098,993.41
Others 其他	21,678,264.51	62,177,005.31
<b>Total</b> <b>合計</b>	<b>76,613,611.23</b>	<b>182,672,923.66</b>

Item 項目	RMB 人民幣元	
	30 June 2021 2021年6月30日	31 December 2020 2020年12月31日
<b>Other payables</b> <b>其他應付款</b>	<b>77,507,441.07</b>	<b>92,129,692.61</b>

## Notes to Financial Statements (Continued)

1 January to 30 June 2021

## 財務報表附註(續)

2021年1月1日至6月30日止期間

## X. Related Party Relationships and Transactions (Continued)

## 6. Amounts due from/to related parties (Continued)

## 十、關聯方關係及其交易(續)

## 6. 關聯方應收應付款項餘額(續)

Item 項目	RMB 人民幣元	
	30 June 2021 2021年6月30日	31 December 2020 2020年12月31日
<b>Dividends payable</b> <b>應付股利</b>		
Weichai Group Holdings Limited 濰柴控股集團有限公司	331,454,294.46	–
Shaanxi Automotive Group Co., Ltd. 陝西汽車集團股份有限公司	–	115,466,388.68
Shaanxi Fast Gear Automotive Transmission Co., Ltd. 陝西法士特汽車傳動集團有限責任公司	–	139,198,832.08
<b>Total</b> <b>合計</b>	<b>331,454,294.46</b>	<b>254,665,220.76</b>

Item 項目	RMB 人民幣元	
	30 June 2021 2021年6月30日	31 December 2020 2020年12月31日
<b>Lease liabilities</b> <b>租賃負債</b>		
Shaanxi Fast Gear Automotive Transmission Co., Ltd. 陝西法士特汽車傳動集團有限責任公司	5,713,667.89	5,713,667.89
Shaanxi Automobile Industry Co., Ltd. 陝西汽車實業有限公司	114,505.93	785,714.12
<b>Total</b> <b>合計</b>	<b>5,828,173.82</b>	<b>6,499,382.01</b>

## Notes to Financial Statements (Continued)

1 January to 30 June 2021

## 財務報表附註(續)

2021年1月1日至6月30日止期間

## X. Related Party Relationships and Transactions (Continued)

## 十、關聯方關係及其交易(續)

## 6. Amounts due from/to related parties (Continued)

## 6. 關聯方應收應付款項餘額(續)

Item 項目	RMB 人民幣元	
	30 June 2021 2021年6月30日	31 December 2020 2020年12月31日
<b>Long-term payables</b> <b>長期應付款</b>		
Other immaterial associates 其他非重大聯營企業	404,578,509.40	399,789,450.00

Item 項目	RMB 人民幣元	
	30 June 2021 2021年6月30日	31 December 2020 2020年12月31日
<b>Non-current liabilities due within one year</b> <b>一年內到期的非流動負債</b>		
Other immaterial associates 其他非重大聯營企業	217,604,008.20	229,282,275.00

Other than long-term payables and non-current liabilities due within one year, amounts due from/to related parties were non-interest bearing and unsecured, of which the terms of repayment for amounts of trading nature will follow the requirement of terms of trading, while amounts of non-trading nature have no fixed terms of repayment.

除長期應付款、一年內到期的非流動負債以外，應收及應付關聯方款項均不計利息、無抵押，其中，貿易往來的還款期遵從貿易條款規定，非貿易往來無固定還款期。

## Notes to Financial Statements (Continued)

1 January to 30 June 2021

**XI. Share-based Payment****Share-based Payment Project Applicable to Staff Members of KION**

As at 30 June 2021, the number of bonus shares issued by KION amounted to 40,172 shares (31 December 2020: 40,529 shares). The number of shares decreased as compared to previous year as 357 shares (2020: 2,118 shares) have lapsed. The total costs in respect of equity-settled share-based payments related to such project was recognized as EUR338,000.00, equivalent to RMB2,620,195.40 (previous period: EUR446,000.00, equivalent to RMB3,481,151.82) for the period.

**Share Incentive Scheme Applicable to KION Managers**

As part of the cash-settled Share Incentive Scheme of KION, managers were granted virtual shares over a fixed period of time (3 years). In 2021, a share incentive scheme operated by KION became applicable to managers from 1 January 2021, for a term of three years ("KION Senior Management Long-term Incentive Scheme 2021"). On 1 January 2021, 250,142 (2020: 264,191) virtual shares with specific fair value were granted to managers. Such virtual shares were apportioned in proportion to the total annual remuneration of the respective managers who were granted such shares.

The cash-settled share-based payment granted in 2018 is subject to appraisal for business performance during a period ending 31 December 2020, and has been settled in March 2021.

## 財務報表附註(續)

2021年1月1日至6月30日止期間

**十一、股份支付****KION員工股份支付項目**

截至2021年6月30日，KION發行在外的紅股40,172股(2020年12月31日：40,529股)，股數較上年減少是由於其中357股已失效(2020年：2,118股)。本期與該項目相關的以權益結算的股份支付確認的費用總額為歐元338,000.00，折合人民幣2,620,195.40元(上期：歐元446,000.00，折合人民幣3,481,151.82元)。

**KION經理股權激勵計劃**

作為以現金結算的KION股權激勵計劃的一部分，經理在一個固定的期間內(3年)被授予虛擬股份。在2021年，KION對經理實施了自2021年1月1日起為期三年的股權激勵計劃(KION 2021年高管長期激勵計劃)。在2021年1月1日，經理被授予250,142份具有特定公允價值的虛擬股份(2020年：264,191份)，該虛擬股份按照每位經理被授予股份時個人總年薪的相應比例進行分配。

2018年授予的以現金結算的股份支付的業績考核期在2020年12月31日結束，並已於2021年3月完成支付。

## Notes to Financial Statements (Continued)

1 January to 30 June 2021

## XI. Share-based Payment (Continued)

## Share Incentive Scheme Applicable to KION Managers (Continued)

As at 30 June 2021, accumulated liabilities incurred from the cash-settled share-based payments amounted to EUR29,175,000.00, equivalent to RMB224,244,885.00 (31 December 2020: EUR17,290,000.00, equivalent to RMB138,752,250.00). In particular, nil belonged to the 2018 tranche (31 December 2020: EUR3,480,000.00, equivalent to RMB27,927,000.00), and EUR18,209,000.00 belonged to the 2019 tranche, which was equivalent to RMB139,958,015.80 (31 December 2020: EUR9,409,000.00, which was equivalent to RMB75,507,225.00). EUR8,573,000.00 belonged to the 2020 tranche, which was equivalent to RMB65,893,792.60 (31 December 2020: EUR4,401,000.00, which was equivalent to RMB35,318,025.00), and EUR2,393,000.00 belonged to the 2021 tranche, which was equivalent to RMB18,393,076.60.

## 財務報表附註(續)

2021年1月1日至6月30日止期間

## 十一、股份支付(續)

## KION經理股權激勵計劃(續)

截至2021年6月30日，以現金結算的股份支付產生的累計負債金額為歐元29,175,000.00，折合人民幣224,244,885.00元（2020年12月31日：歐元17,290,000.00，折合人民幣138,752,250.00元），其中，2018年授予的以現金結算的股份支付產生的累計負債金額為零（2020年12月31日：歐元3,480,000.00，折合人民幣27,927,000.00元），2019年授予的以現金結算的股份支付產生的累計負債金額為歐元18,209,000.00，折合人民幣139,958,015.80元（2020年12月31日：歐元9,409,000.00，折合人民幣75,507,225.00元），2020年授予的以現金結算的股份支付產生的累計負債金額為歐元8,573,000.00，折合人民幣65,893,792.60元（2020年12月31日：歐元4,401,000.00，折合人民幣35,318,025.00元），2021年授予的以現金結算的股份支付產生的累計負債金額為歐元2,393,000.00，折合人民幣18,393,076.60元。

## Notes to Financial Statements (Continued)

1 January to 30 June 2021

**XI. Share-based Payment (Continued)****Share Incentive Scheme Applicable to KION Executive Board**

As part of the cash-settled Share Incentive Scheme of KION, members of the Executive Board were granted virtual shares over a fixed period of time (3 years). The remuneration component measured over the long term of members of the Executive Board is on the same basis of the Share Incentive Scheme Applicable to KION Managers above. On 1 January 2021, i.e. the beginning of the period subject to appraisal, 85,051 virtual shares (2020: 76,656 shares) with specified fair value were granted to members of the Executive Committee by KION and apportioned in ways stipulated in the service contract of each member of the Executive Committee.

As at 30 June 2021, accumulated liabilities incurred from the cash-settled share-based payments amounted to EUR11,797,000.00, equivalent to RMB90,674,101.40 (31 December 2020: EUR5,187,000.00, equivalent to RMB41,625,675.00). In particular, EUR7,379,000.00 belonged to the 2019 tranche, which was equivalent to RMB56,716,469.80 (31 December 2020: EUR3,753,000.00, which was equivalent to RMB30,117,825.00), and EUR2,896,000.00 belonged to the 2020 tranche, which was equivalent to RMB22,259,235.20 (31 December 2020: EUR1,434,000.00, which was equivalent to RMB11,507,850.00), and EUR1,522,000.00 belonged to the 2021 tranche, which was equivalent to RMB11,698,396.40.

## 財務報表附註(續)

2021年1月1日至6月30日止期間

**十一、股份支付(續)****KION執行委員會股權激勵計劃**

作為以現金結算的KION股權激勵計劃的一部分，執行委員會成員在一個固定的期間內(3年)被授予虛擬股份。執行委員會成員的長期報酬的計量與上述KION經理股權激勵計劃方法一致。在2021年1月1日績效期間考核初期，KION授予執行委員會成員85,051份具有特定公允價值的虛擬股份(2020年：76,656份)，該虛擬股份按照每位執行委員會成員的服務合同中規定的方式分配。

截至2021年6月30日，以現金結算的股份支付產生的累計負債金額為歐元11,797,000.00，折合人民幣90,674,101.40元(2020年12月31日：歐元5,187,000.00，折合人民幣41,625,675.00元)。其中，2019年授予的以現金結算的股份支付產生的累計負債金額為歐元7,379,000.00，折合人民幣56,716,469.80元(2020年12月31日：歐元3,753,000.00，折合人民幣30,117,825.00元)，2020年授予的以現金結算的股份支付產生的累計負債金額為歐元2,896,000.00，折合人民幣22,259,235.20元(2020年12月31日：歐元1,434,000.00，折合人民幣11,507,850.00元)，2021年授予的以現金結算的股份支付產生的累計負債金額為歐元1,522,000.00，折合人民幣11,698,396.40元。

## Notes to Financial Statements (Continued)

1 January to 30 June 2021

## 財務報表附註(續)

2021年1月1日至6月30日止期間

## XII. Commitments and Contingencies

## 1. Significant commitments

## 十二、承諾及或有事項

## 1. 重要承諾事項

Item 項目	RMB 人民幣元	
	30 June 2021 2021年6月30日	31 December 2020 2020年12月31日
<b>Contracted for but not yet recognized in the financials statement</b> 已簽約但尚未於財務報表中確認的		
– Commitment on acquisition and construction of long-term assets – 構建長期資產承諾	5,207,555,644.97	3,285,028,991.71
– Commitment on external investment – 對外投資承諾	–	681,712,100.00
<b>Total</b> 合計	<b>5,207,555,644.97</b>	<b>3,966,741,091.71</b>

## Notes to Financial Statements (Continued)

1 January to 30 June 2021

## 財務報表附註(續)

2021年1月1日至6月30日止期間

**XII. Commitments and Contingencies (Continued)****2. Exposure to confirmation risks**

Shaanxi Heavy-duty Motor Co., Ltd., a subsidiary of the Company, entered into a tri-party cooperation agreement with distributors and endorsing bank. Distributors will deposit guarantee money of no lower than a certain proportion to the bank and apply for establishment of bank acceptance bill for the purchase of products of Shaanxi Heavy-duty Motor Co., Ltd. according to the amount of credit facility provided by the bank. Shaanxi Heavy-duty Motor Co., Ltd. assumes security obligation in favour of the distributors for the difference between amount of notes and guarantee money. Products are delivered to distributors and revenue is recognized when Shaanxi Heavy-duty Motor Co., Ltd. receives the amount representing the aforementioned difference from the distributors. As at 30 June 2021, open position of outstanding acceptance bills was RMB3,698,511,384.00 (31 December 2020: RMB3,587,010,040.00). Further, pursuant to the tri-party indemnity agreement entered into among Shaanxi Heavy-duty Motor Co., Ltd., the distributors and the guarantors of the distributors, the distributors shall indemnify Shaanxi Heavy-duty Motor Co., Ltd. in respect of the aforesaid security obligation for the said difference in amount or losses suffered, and their guarantors shall be jointly liable for the same. To date, distributors under this arrangement have hardly had any default. The Group is of the view that the risk exposure related to the provision of these security obligations is minimal, and thus no accruals and provisions have been made.

**十二、承諾及或有事項(續)****2. 保兌倉敞口風險**

本公司之子公司陝西重型汽車有限公司與經銷商、承兌銀行三方簽訂三方合作協議，經銷商向銀行存入不低於一定比例的保證金，根據銀行給予的一定信用額度，申請開立銀行承兌匯票用於購買陝西重型汽車有限公司產品，陝西重型汽車有限公司為經銷商提供票據金額與保證金之間差額的還款保證責任。陝西重型汽車有限公司在收到經銷商存入上述差額的資金時，向經銷商交付產品並確認收入。截至2021年6月30日，尚未到期的承兌匯票敞口額為人民幣3,698,511,384.00元(2020年12月31日：人民幣3,587,010,040.00元)。此外，根據陝西重型汽車有限公司、經銷商及經銷商的保證人的三方保證合同，經銷商賠償陝西重型汽車有限公司承擔的差額還款責任或遭受的損失，其保證人承擔連帶保證責任。截至目前，此類安排下經銷商幾乎從未發生過違約情況，本集團認為與提供該等保證責任相關的風險較小，因此未確認預計負債。



## Notes to Financial Statements (Continued)

1 January to 30 June 2021

## 財務報表附註(續)

2021年1月1日至6月30日止期間

**XII. Commitments and Contingencies (Continued)****3. Business related to finance lease company**

Regarding the outright product sales to distributors in cash by Shaanxi Heavy-duty Motor Co., Ltd., a subsidiary of the Company, Shaanxi Heavy-duty Motor Co., Ltd. entered into a cooperation agreement with Shanzhong Finance Leasing. It is agreed by and between the two parties that Shanzhong Finance Leasing shall provide finance lease service to distributors or ultimate customers of Shaanxi Heavy-duty Motor Co., Ltd. Shaanxi Heavy-duty Motor Co., Ltd. shall jointly guarantee repurchase of physical assets upon presentation in respect of the leasee's (ultimate customers') failure to pay the instalment payments and interests under the finance lease, on condition that product quality required by Shaanxi Heavy-duty Motor Co., Ltd. is satisfied. As at 30 June 2021, risk exposure in respect of possible guarantee for joint liabilities was RMB4,204,540,000.00 (31 December 2020: RMB3,550,000,000.00). To date, the Group had not received any request for repurchase under this sort of business. To date, the Group is of the view that the risk exposure related to the provision of these guarantees for joint liabilities is minimal, and thus no accruals and provisions have been made.

**十二、承諾及或有事項(續)****3. 與融資租賃公司有關的業務**

對於本公司之子公司陝西重型汽車有限公司現金銷售賣斷給經銷商的產品，陝西重型汽車有限公司與山重融資租賃簽訂合作協議，雙方約定山重融資租賃為陝西重型汽車有限公司的經銷商及其終端客戶提供融資租賃服務，陝西重型汽車有限公司為融資租賃的承租方(終端客戶)未能支付融資租賃分期付款及利息的，在滿足陝西重型汽車有限公司約定的產品質量條件下提供連帶的見物回購責任。截至2021年6月30日，連帶責任保證風險敞口為人民幣4,204,540,000.00元(2020年12月31日：人民幣3,550,000,000.00元)。截至目前，本集團從未收到過此類業務下的回購要求，本集團認為與提供該等連帶責任保證相關的風險較小，因此未確認預計負債。

## Notes to Financial Statements (Continued)

1 January to 30 June 2021

**XIII. Subsequent Events****1. Profit distribution**

Distribution of interim dividend for year 2021

On 30 August 2021, under the authority granted by the shareholders of the Company, the Board considered and approved the distribution to all shareholders of a cash dividend of RMB1.85 (including tax) for every 10 shares held, based on the total number of shares of the Company of 8,726,556,821 shares, without any capitalisation of reserve.

**2. External investment**

On 13 July 2021, the resolution in relation to the acquisition of certain equity interest in Weichai Lovol Heavy Industry Co., Ltd. ("Weichai Lovol") was approved at the sixth provisional meeting of the board of directors for the year 2021. The Company agreed to acquire 38.62% and 0.69% of issued shares of Weichai Lovol from Arbos Technology (Group) Co., Ltd.\* and Qingte Group Co., Ltd., respectively, at a cash consideration of RMB985,497,900. Following completion of the acquisitions, the Company will become a holder of 39.31% of issued shares and second largest shareholder of Weichai Lovol.

## 財務報表附註(續)

2021年1月1日至6月30日止期間

**十三、資產負債表日後事項****1. 利潤分配情況**

派發2021年中期紅利

於2021年8月30日，本公司董事會根據股東會授權，審議通過以本公司總股數8,726,556,821股為基數，向全體股東每10股派發現金紅利人民幣1.85元(含稅)，不實施公積金轉增股本。

**2. 對外投資**

於2021年7月13日，本公司2021年第六次臨時董事會會議通過了關於公司收購濰柴雷沃重工股份有限公司(以下簡稱「雷沃重工」)部分股權的議案。本公司以現金形式分別收購阿波斯科技集團股份有限公司持有的雷沃重工38.62%股份、青特集團有限公司持有的雷沃重工0.69%股份，收購價格合計人民幣98,549.79萬元。本次股份收購完成後，本公司合計持有雷沃重工39.31%股份，為雷沃重工的第二大股東。

## Notes to Financial Statements (Continued)

1 January to 30 June 2021

## XIV. Other Significant Events

## 1. Leases

As the lessor

Finance leases: As at 30 June 2021, the balance of unrealized finance income was RMB1,133,822,106.80 (31 December 2020: RMB1,124,607,450.00) and was apportioned over the lease periods based on fixed periodic interest rate. Pursuant to the leasing contract signed with the lessee, the minimum lease receivables under non-cancellable leases are as follows:

Lease period 租賃期		RMB 人民幣元	
		30 June 2021 2021年6月30日	31 December 2020 2020年12月31日
Within (and inclusive of) 1 year	1年以內(含1年)	3,726,318,741.95	3,625,542,525.00
1 to (and inclusive of) 2 years	1至2年(含2年)	3,312,199,929.08	3,222,623,325.00
2 to (and inclusive of) 3 years	2至3年(含3年)	2,818,421,311.11	2,742,198,675.00
3 to (and inclusive of) 4 years	3至4年(含4年)	2,189,448,671.04	2,130,236,250.00
4 to (and inclusive of) 5 years	4至5年(含5年)	1,470,159,726.77	1,430,400,075.00
Over 5 years	5年以上	854,186,036.05	831,085,050.00
Total	合計	14,370,734,416.00	13,982,085,900.00

For fixed assets leased out under operating lease, refer to Note V.17.

## 財務報表附註(續)

2021年1月1日至6月30日止期間

## 十四、其他重要事項

## 1. 租賃

作為出租人

融資租賃：於2021年6月30日，未實現融資收益的餘額為人民幣1,133,822,106.80元(2020年12月31日：人民幣1,124,607,450.00元)，採用固定的周期性利率在租賃期內各個期間進行分攤。根據與承租人簽訂的租賃合同，不可撤銷租賃的最低租賃收款額如下：

Lease period 租賃期		RMB 人民幣元	
		30 June 2021 2021年6月30日	31 December 2020 2020年12月31日
Within (and inclusive of) 1 year	1年以內(含1年)	3,726,318,741.95	3,625,542,525.00
1 to (and inclusive of) 2 years	1至2年(含2年)	3,312,199,929.08	3,222,623,325.00
2 to (and inclusive of) 3 years	2至3年(含3年)	2,818,421,311.11	2,742,198,675.00
3 to (and inclusive of) 4 years	3至4年(含4年)	2,189,448,671.04	2,130,236,250.00
4 to (and inclusive of) 5 years	4至5年(含5年)	1,470,159,726.77	1,430,400,075.00
Over 5 years	5年以上	854,186,036.05	831,085,050.00
Total	合計	14,370,734,416.00	13,982,085,900.00

經營租出固定資產，參見附註五、17。

## Notes to Financial Statements (Continued)

1 January to 30 June 2021

## XIV. Other Significant Events (Continued)

## 2. Segment reporting

## Operating segments

The Group organises and manages its operating business in accordance with the nature of business and provision of products and services. Each operating segment of the Group is one operating group, providing products and services with risks and rewards different from those of other operating segments.

The details of operating segments are as follows:

- (a) manufacturing and sale of engines and related parts (“Engines”);
- (b) manufacturing and sale of automobiles and automobile components other than Engines (“Automobiles and automobile components”);
- (c) Forklift trucks production, warehousing technology and supply chain solution services (“Intelligent logistics”).

Management monitors the results of operating segments separately for the purpose of making decisions about resources allocation and performance assessment. Segment performance is evaluated based on reported segment profit, which is a measure of adjusted total profits. The adjusted total profits are measured consistently with the Group’s total profits, except that finance expenses, investment income, profit or loss on change of fair value as well as other unallocated income or expense are excluded from such measurement.

Segment assets exclude cash and cash equivalents, derivative instruments, dividends receivable, interests receivable, investment in other equity instruments, deferred tax assets and other unallocated head office assets.

## 財務報表附註(續)

2021年1月1日至6月30日止期間

## 十四、其他重要事項(續)

## 2. 分部報告

## 經營分部

本集團的經營業務根據業務的性質以及所提供的產品和服務分開組織和管理。本集團的每個經營分部是一個業務集團，提供面臨不同於其他經營分部的風險並取得不同於其他經營分部的報酬的產品和服務。

以下是對經營分部詳細信息的概括：

- (a) 生產及銷售發動機及相關零部件(「發動機」)；
- (b) 生產及銷售汽車及汽車零部件(不包括發動機)(「汽車及汽車零部件」)；
- (c) 叉車生產、倉庫技術及供應鏈解決方案服務(「智能物流」)。

管理層出於配置資源和評價業績的決策目的，對各業務單元的經營成果分開進行管理。分部業績，以報告的分部利潤為基礎進行評價。該指標系對利潤總額進行調整後的指標，除不包括財務費用、投資收益、公允價值變動損益以及其他未分配收益或開支之外，該指標與本集團利潤總額是一致的。

分部資產不包括貨幣資金、衍生工具、應收股利、應收利息、其他權益工具投資、遞延所得稅資產和其他未分配的總部資產。

## Notes to Financial Statements (Continued)

1 January to 30 June 2021

## XIV. Other Significant Events (Continued)

## 2. Segment reporting (Continued)

Operating segments (Continued)

Segment liabilities exclude derivative instruments, borrowings, income tax payable, deferred tax liabilities and other unallocated head office liabilities.

Inter-segment transfers are transacted with reference to the prices used in the transactions carried out with third parties.

## 財務報表附註(續)

2021年1月1日至6月30日止期間

## 十四、其他重要事項(續)

## 2. 分部報告(續)

經營分部(續)

分部負債不包括衍生工具、借款、應交所得稅、遞延所得稅負債以及其他未分配的總部負債。

分部間的轉移定價，參照向第三方進行交易所採用的價格制定。

RMB  
人民幣元

Item 項目	Automobiles and automobile Intelligent Inter-segment Engines components logistics elimination 發動機 汽車及汽車零部件 智能物流 分部間抵銷				Total 合計本期發生額	
Incurring during this period Segment revenue:	本期發生額 分部收入：					
Sale to external customers	外部客戶銷售	32,978,502,416.62	54,703,513,734.53	38,705,879,256.38	-	126,387,895,407.53
Inter-segment sale	分部間銷售	9,334,850,550.19	558,481,021.19	63,885,018.42	(9,957,216,589.80)	-
Total	合計	42,313,352,966.81	55,261,994,755.72	38,769,764,274.80	(9,957,216,589.80)	126,387,895,407.53
Segment results	分部業績	5,622,815,452.83	1,436,993,200.99	2,841,340,990.03	(697,021,166.88)	9,204,128,476.97
Adjustment:	調整：					
Interest income	利息收入	-	-	-	-	738,609,251.70
Dividend income and unallocated income	股息收入及未分配收益	-	-	-	-	624,768,622.56
Corporate and other unallocated expenses	企業及其他未分配開支	-	-	-	-	(52,451,379.51)
Finance expenses	財務成本	-	-	-	-	(542,913,666.96)
Profit before tax	稅前利潤	-	-	-	-	9,972,141,304.76

## Notes to Financial Statements (Continued)

1 January to 30 June 2021

## 財務報表附註(續)

2021年1月1日至6月30日止期間

## XIV. Other Significant Events (Continued)

## 2. Segment reporting (Continued)

Operating segments (Continued)

## 十四、其他重要事項(續)

## 2. 分部報告(續)

經營分部(續)

RMB

人民幣元

Item		Engines	Automobiles and automobile components	Intelligent logistics	Inter-segment elimination	Total
項目		發動機	汽車及汽車零部件	智能物流	分部間抵銷	合計本期發生額
30 June 2021	2021年6月30日					
Segment assets	分部資產	65,718,020,946.56	71,668,137,497.25	98,204,883,416.46	(23,652,971,710.67)	211,938,070,149.60
Adjustment:	調整:					
Corporate and other unallocated assets	企業及其他未分配資產	-	-	-	-	92,244,247,535.62
Total assets	總資產	-	-	-	-	304,182,317,685.22
Segment liabilities	分部負債	52,505,673,898.80	59,913,107,198.29	58,183,400,285.50	(12,470,389,226.65)	158,131,792,155.94
Adjustment:	調整:					
Corporate and other unallocated liabilities	企業及其他未分配負債	-	-	-	-	45,032,763,690.69
Total liabilities	總負債	-	-	-	-	203,164,555,846.63
Incurred during this period	本期發生額					
Other segment information:	其他分部資料:					
Share of profit and loss from:	應佔下列公司利潤及虧損:					
Gain/(loss) from associates and joint ventures	聯營和合營企業 收益/(損失)	(19,978,206.98)	97,731,818.76	80,568,661.90	-	158,322,273.68
Reversal/(loss) of impairment of inventories	存貨跌價轉回/(損失)	(45,244,079.50)	5,008,550.31	(52,856,874.40)	-	(93,092,403.59)
Impairment loss of credit of accounts receivables	應收款項的信用減值損失	(59,311,235.72)	(72,927,644.92)	(13,901,255.00)	-	(146,140,135.64)
Loss of impairment of non-current assets	非流動資產減值損失	(18,448,895.69)	-	-	-	(18,448,895.69)
Depreciation and amortization	折舊及攤銷	(592,145,953.89)	(780,291,591.93)	(3,829,981,718.54)	-	(5,202,419,264.36)
Gain/(loss) from disposal of fixed assets	固定資產處置 利得/(損失)	79,954,142.94	(15,985,962.09)	21,602,333.80	-	85,570,514.65
Investment in associates and joint ventures	於聯營和合營企業的投資	3,920,796,105.73	1,374,850,714.35	772,217,141.60	-	6,067,863,961.68
Capital expenditure	資本開支	954,826,277.01	2,024,498,218.08	5,019,793,744.40	-	7,999,118,239.49

## Notes to Financial Statements (Continued)

1 January to 30 June 2021

## 財務報表附註(續)

2021年1月1日至6月30日止期間

## XIV. Other Significant Events (Continued)

## 2. Segment reporting (Continued)

Operating segments (Continued)

## 十四、其他重要事項(續)

## 2. 分部報告(續)

經營分部(續)

RMB  
人民幣元

Item 項目		Automobiles and automobile components				Total 合計本期發生額
		Engines 發動機	Intelligent logistics 智能物流	Inter-segment elimination 分部間抵銷		
Incurring in the previous period	上期發生額					
Segment revenue:	分部收入：					
Sale to external customers	外部客戶銷售	22,372,224,492.35	42,039,839,424.20	30,082,495,177.14	-	94,494,559,093.69
Inter-segment sale	分部間銷售	8,890,816,976.96	620,341,480.78	75,554,595.67	(9,586,713,053.41)	-
Total	合計	31,263,041,469.31	42,660,180,904.98	30,158,049,772.81	(9,586,713,053.41)	94,494,559,093.69
Segment results	分部業績	4,699,216,049.44	1,538,888,249.51	531,331,647.36	(380,988,782.49)	6,388,447,163.82
Adjustment:	調整：					
Interest income	利息收入	-	-	-	-	619,198,001.23
Dividend income and unallocated income	股息收入及未分配收益	-	-	-	-	528,345,248.88
Corporate and other unallocated expenses	企業及其他未分配開支	-	-	-	-	(46,006,159.00)
Finance expenses	財務成本	-	-	-	-	(785,393,300.08)
Profit before tax	稅前利潤	-	-	-	-	6,704,590,954.85

## Notes to Financial Statements (Continued)

1 January to 30 June 2021

## 財務報表附註(續)

2021年1月1日至6月30日止期間

## XIV. Other Significant Events (Continued)

## 2. Segment reporting (Continued)

Operating segments (Continued)

## 十四、其他重要事項(續)

## 2. 分部報告(續)

經營分部(續)

RMB

人民幣元

Item		Engines	Automobiles and automobile components	Intelligent logistics	Inter-segment elimination	Total
項目		發動機	汽車及汽車零部件	智能物流	分部間抵銷	合計本期發生額
31 December 2020	2020年12月31日					
Segment assets	分部資產	61,495,181,501.71	59,491,364,495.28	95,874,389,844.38	(22,913,076,057.19)	193,947,859,784.18
Adjustment:	調整:					
Corporate and other unallocated assets	企業及其他未分配資產	-	-	-	-	76,802,309,167.11
Total assets	總資產	-	-	-	-	270,750,168,951.29
Segment liabilities	分部負債	46,849,031,118.89	49,994,949,079.93	58,625,165,715.00	(11,343,252,095.55)	144,125,893,818.27
Adjustment:	調整:					
Corporate and other unallocated liabilities	企業及其他未分配負債	-	-	-	-	46,190,946,757.00
Total liabilities	總負債	-	-	-	-	190,316,840,575.27
Incurring in the previous period	上期發生額					
Other segment information:	其他分部資料:					
Share of profit and loss from:	應佔下列公司利潤及虧損:					
Gain/(loss) from associates and joint ventures	聯營和合營企業 收益/(損失)	(3,882,329.33)	92,634,694.04	55,948,257.90	-	144,700,622.61
Reversal/(loss) of impairment of inventories	存貨跌價轉回/(損失)	3,668,906.96	(100,805,146.76)	(100,674,777.22)	-	(197,811,017.02)
Impairment loss of credit of accounts receivables	應收款項的信用減值損失	(97,160,896.80)	(196,101,953.91)	(65,356,381.50)	-	(358,619,232.21)
Loss of impairment of non-current assets	非流動資產減值損失	(208,658.57)	-	(1,033,934.58)	-	(1,242,593.15)
Depreciation and amortization	折舊及攤銷	(555,524,141.58)	(638,790,690.30)	(3,096,058,377.72)	-	(4,290,373,209.60)
Gain from disposal of fixed assets	固定資產處置利得	4,184,819.23	4,256,923.71	18,452,958.20	-	26,894,701.14
Investment in associates and joint ventures	於聯營和合營企業的投資	2,979,626,513.21	886,029,694.00	789,566,659.43	-	4,655,222,866.64
Capital expenditure	資本開支	1,750,849,647.03	909,450,067.57	4,457,861,480.10	-	7,118,161,194.70



## Notes to Financial Statements (Continued)

1 January to 30 June 2021

## 財務報表附註(續)

2021年1月1日至6月30日止期間

## XIV. Other Significant Events (Continued)

## 2. Segment reporting (Continued)

Group information

Information about products and services

Revenue from external transactions

## 十四、其他重要事項(續)

## 2. 分部報告(續)

集團信息

產品和勞務信息

對外交易收入

		RMB 人民幣元	
Item 項目		Incurred during this period 本期發生額	Incurred in the previous period 上期發生額
Powertrain, complete vehicles and machines and key components	動力總成、整車整機及 關鍵零部件	71,393,349,048.52	54,115,941,632.71
Other components	其他零部件	9,124,031,756.16	5,826,633,860.21
Intelligent logistics	智能物流	38,705,879,256.38	30,082,495,177.14
Others	其他	7,164,635,346.47	4,469,488,423.63
Total	合計	126,387,895,407.53	94,494,559,093.69

Geographic information

Revenue from external transactions

地理信息

對外交易收入

		RMB 人民幣元	
Item 項目		Incurred during this period 本期發生額	Incurred in the previous period 上期發生額
China	中國大陸	85,055,038,237.78	62,998,805,496.83
Other countries and regions	其他國家和地區	41,332,857,169.75	31,495,753,596.86
Total	合計	126,387,895,407.53	94,494,559,093.69

Revenue from external transactions is attributable to the areas where customers are located.

對外交易收入歸屬於客戶所處區域。

## Notes to Financial Statements (Continued)

1 January to 30 June 2021

## 財務報表附註(續)

2021年1月1日至6月30日止期間

## XIV. Other Significant Events (Continued)

## 2. Segment reporting (Continued)

Group information (Continued)

Geographic information (Continued)

Total non-current assets

## 十四、其他重要事項(續)

## 2. 分部報告(續)

集團信息(續)

地理信息(續)

非流動資產總額

		RMB	
		人民幣元	
Item		30 June 2021	31 December 2020
項目		2021年6月30日	2020年12月31日
China	中國大陸	27,531,488,007.38	25,293,786,327.23
Other countries and regions	其他國家和地區	72,474,493,769.52	74,413,730,626.97
Total	合計	100,005,981,776.90	99,707,516,954.20

Non-current assets are attributable to the areas where the assets are located, excluding long-term receivables, financial assets and deferred tax assets.

非流動資產歸屬於該資產所處區域，不包括長期應收款、金融資產和遞延所得稅資產。

## Notes to Financial Statements (Continued)

1 January to 30 June 2021

## 財務報表附註(續)

2021年1月1日至6月30日止期間

## XV. Notes to Key Items of the Company Financial Statements

## 十五、公司主要財務報表項目註釋

## 1. Notes receivable

Classification of notes receivable

## 1. 應收票據

應收票據分類

		RMB 人民幣元	
Item 項目		30 June 2021 2021年6月30日	31 December 2020 2020年12月31日
Bank acceptance bills	銀行承兌匯票	27,434,126,221.44	22,933,423,164.99

Notes receivable pledged by the Company at period end

期末本公司已質押的應收票據

		RMB 人民幣元	
Item 項目		30 June 2021 2021年6月30日	31 December 2020 2020年12月31日
Bank acceptance bills	銀行承兌匯票	13,379,334,579.16	10,674,221,892.99

Notes receivable endorsed or discounted by the Company at period end and not yet expired as at the balance sheet date

期末本公司已背書或貼現且在資產負債表日尚未到期的應收票據

		RMB 人民幣元	
Item 項目		30 June 2021 2021年6月30日	31 December 2020 2020年12月31日
Bank acceptance bills	銀行承兌匯票	3,842,451,843.30	5,757,178,611.80

As at 30 June 2021, the Company had not transferred any notes into accounts receivable due to issuers' failure in performance (31 December 2020: nil).

於2021年6月30日，本公司無因出票人無力履約而將票據轉為應收賬款的票據(2020年12月31日：無)。

The Company considered that the credit rating of the bank acceptance bills was relatively high and there was no significant credit risk. Therefore, no provision for losses was made.

本公司認為所持有的銀行承兌匯票的承兌銀行信用評級較高，不存在重大的信用風險，因此未計提損失準備。

## Notes to Financial Statements (Continued)

1 January to 30 June 2021

## 財務報表附註(續)

2021年1月1日至6月30日止期間

## XV. Notes to Key Items of the Company Financial Statements (Continued)

## 2. Accounts receivable

The Company trades with its customers primarily on credit terms, and generally requires prepayments or cash on delivery for new customers. Credit period for credit customers is generally one to six months. Accounts receivable is non-interest bearing.

An aging analysis of accounts receivable based on invoice dates is presented as follows:

## 十五、公司主要財務報表項目註釋(續)

## 2. 應收賬款

本公司與客戶間的貿易條款以信用交易為主，且一般要求新客戶預付款或採取貨到付款方式進行，除銷客戶的信用期通常為1至6個月。應收賬款並不計息。

應收賬款根據開票日期的賬齡分析如下：

Age		30 June 2021	31 December 2020
賬齡		2021年6月30日	2020年12月31日
Within 1 year	1年以內	2,786,197,962.79	748,541,485.80
1 to 2 years	1至2年	1,993,211.87	323,398.34
2 to 3 years	2年3年	165,363.24	2,972,000.00
Over 3 years	3年以上	4,308,684.00	1,336,684.00
Gross carrying amount	賬面餘額	2,792,665,221.90	753,173,568.14
Less: Provision for credit loss	減：信用損失準備	54,779,504.23	11,900,401.60
Carrying amount	賬面價值	2,737,885,717.67	741,273,166.54

RMB  
人民幣元

## Notes to Financial Statements (Continued)

1 January to 30 June 2021

## 財務報表附註(續)

2021年1月1日至6月30日止期間

## XV. Notes to Key Items of the Company Financial Statements (Continued)

## 2. Accounts receivable

Disclosure by category of provision for credit losses

## 十五、公司主要財務報表項目註釋(續)

## 2. 應收賬款

按信用損失計提方法分類披露：

RMB  
人民幣元

Item 項目	30 June 2021 2021年6月30日				
	Gross carrying amount 賬面餘額	Proportion 比例 (%)	Provision for credit losses 信用損失準備	Percentage 計提比例 (%)	Carrying amount 賬面價值
Items assessed for expected credit losses by group with distinctive credit risk characteristics 按信用風險特徵組合評估預期信用損失	2,792,665,221.90	100.00	54,779,504.23	1.96	2,737,885,717.67

RMB  
人民幣元

Item 項目	31 December 2020 2020年12月31日				
	Gross carrying amount 賬面餘額	Proportion 比例 (%)	Provision for credit losses 信用損失準備	Percentage 計提比例 (%)	Carrying amount 賬面價值
Items assessed for expected credit losses by group with distinctive credit risk characteristics 按信用風險特徵組合評估預期信用損失	753,173,568.14	100.00	11,900,401.60	1.58	741,273,166.54

## Notes to Financial Statements (Continued)

1 January to 30 June 2021

## 財務報表附註(續)

2021年1月1日至6月30日止期間

## XV. Key Notes to the Company Financial Statements (Continued)

## 2. Accounts receivable (Continued)

As at 30 June 2021, the Group's accounts receivable for which credit losses are provided for using impairment matrix based on aging analysis are presented as follows:

## 十五、公司主要財務報表項目註釋(續)

## 2. 應收賬款(續)

於2021年6月30日，本公司基於賬齡採用減值矩陣計提信用損失準備的應收賬款情況如下：

RMB  
人民幣元

Age	賬齡	30 June 2021 2021年6月30日		
		Carrying amount estimated to be in default 估計發生違約 的賬面餘額	Lifetime expected credit loss 整個 存續期預期 信用損失	Expected credit loss rate (%) 預期信用 損失率 (%)
Within 1 year	1年以內	1,313,052,315.65	33,369,257.41	2.54
1 to 2 years	1至2年	1,993,211.87	298,981.78	15.00
2 to 3 years	2至3年	165,363.24	49,608.97	30.00
3 to 4 years	3至4年	2,972,000.00	1,486,000.00	50.00
Over 5 years	5年以上	1,336,684.00	1,336,684.00	100.00
Total	合計	1,319,519,574.76	36,540,532.16	2.77

## Notes to Financial Statements (Continued)

1 January to 30 June 2021

## 財務報表附註(續)

2021年1月1日至6月30日止期間

## XV. Key Notes to the Company Financial Statements (Continued)

## 2. Accounts receivable (Continued)

As at 30 June 2021, provisions for credit losses for the Company's accounts receivable with good credit history are presented as follows:

## 十五、公司主要財務報表項目註釋(續)

## 2. 應收賬款(續)

於2021年6月30日，本公司信用記錄優質的應收款項組合計提信用損失準備的情況如下：

RMB  
人民幣元

Item	項目	30 June 2021 2021年6月30日		
		Carrying amount estimated to be in default 估計發生違約 的賬面餘額	Lifetime expected credit loss 整個 存續期預期 信用損失	Expected credit loss rate (%) 預期信用 損失率 (%)
Accounts receivable with good credit history	信用記錄優質的 應收款項組合	1,473,145,647.14	18,238,972.07	1.24

## Notes to Financial Statements (Continued)

1 January to 30 June 2021

## 財務報表附註(續)

2021年1月1日至6月30日止期間

## XV. Key Notes to the Company Financial Statements (Continued)

## 2. Accounts receivable (Continued)

Movements in provision for credit losses:

Provision for credit losses	信用損失準備	Lifetime expected credit loss (without impairment of credit)	Lifetime expected credit loss (with impairment of credit)	Total
		整個存續期預期信用損失(未發生信用減值)	整個存續期預期信用損失(已發生信用減值)	合計
Balance as at 31 December 2020	2020年12月31日餘額	11,900,401.60	–	11,900,401.60
Balance as at 31 December 2020 for the current period	2020年12月31日餘額 在本期	–	–	–
– Transferred to receivables with impairment of credit	– 轉入已發生信用減值	–	–	–
– Transferred to receivables without impairment of credit	– 轉回未發生信用減值	–	–	–
Provision for the period	本期計提	42,879,102.63	–	42,879,102.63
Reversal during the period	本期轉回	–	–	–
Transferred out during the period	本期轉銷	–	–	–
Written-off during the period	本期核銷	–	–	–
Balance as at 30 June 2021	2021年6月30日餘額	54,779,504.23	–	54,779,504.23

As at 30 June 2021, no accounts receivable had been pledged to secure bank borrowings of the Company (31 December 2020: nil).

於2021年6月30日，本公司無將應收賬款(2020年12月31日：無)質押用於取得銀行借款的情況。

## 十五、公司主要財務報表項目註釋(續)

## 2. 應收賬款(續)

信用損失準備變動情況：



## Notes to Financial Statements (Continued)

1 January to 30 June 2021

## 財務報表附註(續)

2021年1月1日至6月30日止期間

## XV. Key Notes to the Company Financial Statements (Continued)

## 2. Accounts receivable (Continued)

As at 30 June 2021, top five balances in respect of accounts receivable by closing balance are presented as follows:

## 十五、公司主要財務報表項目註釋(續)

## 2. 應收賬款(續)

於2021年6月30日，按欠款方歸集的期末餘額前五名的應收賬款情況如下：

RMB  
人民幣元

Name of entity	單位名稱	30 June 2021 2021年6月30日		
		Gross carrying amount 賬面餘額	Proportion 比例 (%)	Provision for credit losses 信用損失準備
First place	第一名	303,689,399.26	10.87	1,507,774.50
Second place	第二名	236,312,424.58	8.46	3,544,686.37
Third place	第三名	216,623,726.23	7.76	3,249,355.89
Fourth place	第四名	207,271,336.69	7.42	—
Fifth place	第五名	200,495,945.41	7.18	3,007,439.18
Total	合計	1,164,392,832.17	41.69	11,309,255.94

## Notes to Financial Statements (Continued)

1 January to 30 June 2021

## 財務報表附註(續)

2021年1月1日至6月30日止期間

## XV. Key Notes to the Company Financial Statements (Continued) 十五、公司主要財務報表項目註釋(續)

## 3. Other receivables

Presented by categories

## 3. 其他應收款

分類列示

		<i>RMB</i> 人民幣元	
Item 項目		30 June 2021 2021年6月30日	31 December 2020 2020年12月31日
Interest receivable	應收利息	93,576,539.10	2,763,825.94
Dividend receivable	應收股利	12,060,875.87	265,256,869.81
Other receivables	其他應收款	162,796,968.38	307,848,362.47
Total	合計	268,434,383.35	575,869,058.22

## Interest receivable

應收利息

		<i>RMB</i> 人民幣元	
Item 項目		30 June 2021 2021年6月30日	31 December 2020 2020年12月31日
Fixed deposits	定期存款	93,576,539.10	2,763,825.94

## Dividends receivable

應收股利

		<i>RMB</i> 人民幣元	
Investee entity 被投資單位		30 June 2021 2021年6月30日	31 December 2020 2020年12月31日
Weichai Power (Weifang) Equipment Technology Services Co., Ltd.	濰柴動力(濰坊)裝備技術服務有限公司	4,794,726.06	—
Maz-Weichai Limited Liability Company	馬茲濰柴有限公司	4,013,750.42	—
Weifang Weichai Power Technology Co., Ltd.	濰坊濰柴動力科技有限責任公司	3,138,415.52	—
Weichai Power (Beijing) International Resource Investment Co., Ltd.	濰柴動力(北京)國際資源投資有限公司	—	197,150.22
Weichai (Weifang) Medium-duty Diesel Engine Co., Ltd.	濰柴(濰坊)中型柴油機有限公司	113,983.87	—
Shaanxi Fast Gear Co., Ltd.	陝西法士特齒輪有限責任公司	—	144,880,417.07
Shaanxi Heavy-duty Motor Co., Ltd	陝西重型汽車有限公司	—	110,999,302.52
Shaanxi Hande Axle Co., Ltd.	陝西漢德車橋有限公司	—	9,180,000.00
Total	合計	12,060,875.87	265,256,869.81

## Notes to Financial Statements (Continued)

1 January to 30 June 2021

## 財務報表附註(續)

2021年1月1日至6月30日止期間

## XV. Key Notes to the Company Financial Statements (Continued)

## 3. Other receivables (Continued)

Other receivables

An aging analysis of other receivables is presented as follows:

## 十五、公司主要財務報表項目註釋(續)

## 3. 其他應收款(續)

其他應收款

其他應收款的賬齡分析如下：

Item		30 June 2021	31 December 2020
項目		2021年6月30日	2020年12月31日
Within 1 year	1年以內	23,800,349.66	169,116,777.24
1 to 2 years	1至2年	406,490.46	397,475.53
2 to 3 years	2至3年	2,700.00	139,094,889.23
3 to 4 years	3至4年	140,095,687.45	3,556,515.11
4 to 5 years	4至5年	11,550.24	-
Over 5 years	5年以上	499,757.94	781,725.21
Gross carrying amount	賬面餘額	164,816,535.75	312,947,382.32
Less: Provision for credit loss	減：信用損失準備	2,019,567.37	5,099,019.85
Carrying amount	賬面價值	162,796,968.38	307,848,362.47

RMB  
人民幣元

Classification of other receivables by nature at carrying amount:

其他應收款賬面餘額按款項性質分類如下：

Item		30 June 2021	31 December 2020
項目		2021年6月30日	2020年12月31日
Technology development expenses	技術開發費	9,000,000.00	145,602,676.95
Advance to subsidiaries	子公司暫借款	138,036,939.77	138,036,939.77
Reserve fund	備用金	4,504,956.33	4,785,605.43
Deposits	押金	367,039.16	670,113.04
Others	其他	12,907,600.49	23,852,047.13
Total	合計	164,816,535.75	312,947,382.32

RMB  
人民幣元

## Notes to Financial Statements (Continued)

1 January to 30 June 2021

## 財務報表附註(續)

2021年1月1日至6月30日止期間

## XV. Key Notes to the Company Financial Statements (Continued)

## 3. Other receivables (Continued)

Other receivables (Continued)

Change in the provision for bad debts in respect of other receivables based on 12-month expected credit losses and lifetime expected credit losses is as follows:

## 十五、公司主要財務報表項目註釋(續)

## 3. 其他應收款(續)

其他應收款(續)

其他應收款按照12個月預期信用損失及整個存續期預期信用損失計提的信用損失準備的變動如下：

RMB

人民幣元

Item		Stage 1 Expected credit loss for the next 12 months	Stage 2	Stage 3	Total
			Lifetime expected credit loss (without impairment of credit)	Lifetime expected credit loss (with impairment of credit)	
項目		第一階段 未來12個月 預期信用損失	第二階段 整個存續期 預期信用損失 (未發生信用減值)	第三階段 整個存續期 預期信用損失 (已發生信用減值)	合計
Balance as at 31 December 2020	2020年12月31日餘額	1,046,476.58	–	4,052,543.27	5,099,019.85
Balance as at 31 December 2020 for the current period	2020年12月31日餘額 在本期	–	–	–	–
– Transferred to Stage 2	– 轉入第二階段	–	–	–	–
– Transferred to Stage 3	– 轉入第三階段	–	–	–	–
– Reversed to Stage 2	– 轉回第二階段	–	–	–	–
– Reversed to Stage 1	– 轉回第一階段	–	–	–	–
Provided for the period	本期計提	–	–	–	–
Reversed during the period	本期轉回	–	–	(3,079,452.48)	(3,079,452.48)
Transferred out during the period	本期轉銷	–	–	–	–
Written-off during the period	本期核銷	–	–	–	–
Balance as at 30 June 2021	2021年6月30日餘額	1,046,476.58	–	973,090.79	2,019,567.37

## Notes to Financial Statements (Continued)

1 January to 30 June 2021

## 財務報表附註(續)

2021年1月1日至6月30日止期間

## XV. Key Notes to the Company Financial Statements (Continued)

## 3. Other receivables (Continued)

Other receivables (Continued)

As at 30 June 2021, the top 5 other receivables are presented as follows:

## 十五、公司主要財務報表項目註釋(續)

## 3. 其他應收款(續)

其他應收款(續)

於2021年6月30日，其他應收款金額前五名如下：

RMB  
人民幣元

Name of entity	Nature	Closing balance	Age	Percentage of total closing balance of other receivables (%)	Closing balance of provision for credit losses	
單位名稱	款項的性質	期末餘額	賬齡	佔其他應收款期末餘額合計數的比例(%)	信用損失準備期末餘額	
First place	第一名	Advance to subsidiaries	138,036,939.77	3 to 4 years	83.75	-
		子公司暫借款		3至4年		
Second place	第二名	Technology development expenses	9,000,000.00	Within 1 year	5.46	-
		技術開發費		1年以內		
Third place	第三名	Tax refund receivable	2,689,254.76	Within 1 year	1.63	74,854.34
		應收退稅款		1年以內		
Fourth place	第四名	Reserve fund	749,525.35	Within 1 year	0.45	37,476.27
		備用金		1年以內		
Fifth place	第五名	Reserve fund	686,454.70	Within 1 year	0.43	34,322.74
		備用金		1年以內		
Total	合計		151,162,174.58		91.72	146,653.35

## 4. Long-term equity investments

## 4. 長期股權投資

RMB  
人民幣元

Item		30 June 2021	31 December 2020
項目		2021年6月30日	2020年12月31日
Investment in subsidiaries	對子公司投資	12,523,602,834.13	12,422,802,834.13
Investment in associates	對聯合營企業投資	2,054,794,668.94	1,423,292,947.75
Gross carrying amount	賬面餘額	14,578,397,503.07	13,846,095,781.88
Less: Provision for impairment of long-term equity investments	減：長期股權投資減值準備	-	-
Carrying amount	賬面價值	14,578,397,503.07	13,846,095,781.88

## Notes to Financial Statements (Continued)

1 January to 30 June 2021

## 財務報表附註(續)

2021年1月1日至6月30日止期間

## XV. Key Notes to the Company Financial Statements (Continued)

## 4. Long-term equity investments (Continued)

As at 30 June 2021, the breakdown of long-term equity investments under cost method was as follows:

## 十五、公司主要財務報表項目註釋(續)

## 4. 長期股權投資(續)

於2021年6月30日，成本法核算的長期股權投資明細如下：

RMB  
人民幣元

Investee entity	被投資單位	Changes during this period				Cash dividend declared during the year	
		31 December 2020	Additional investment	Other increases	Other decreases		
		2020年 12月31日	追加投資	其他增加	其他減少	2021年6月30日	本年宣告分派的 現金股利
Weichai Power (Hong Kong) International Development Co., Ltd.	濰柴動力(香港)國際發展有限公司	2,087,069,782.12	-	-	-	2,087,069,782.12	-
Shaanxi Heavy-duty Motor Co., Ltd.	陝西重型汽車有限公司	1,992,116,000.85	-	-	-	1,992,116,000.85	5,734,381.08
Huzhou Yingcan Investment Partnership LLP	湖州盈燦投資合夥企業(有限合夥)	1,138,365,000.00	-	-	-	1,138,365,000.00	-
Shaanxi Fast Gear Co., Ltd.	陝西法士特齒輪有限責任公司	1,082,558,680.59	-	-	-	1,082,558,680.59	-
Shengrui Transmission	盛瑞傳動	761,946,619.00	-	-	-	761,946,619.00	-
Weichai America Corp	Weichai America Corp	743,099,228.57	-	-	-	743,099,228.57	-
Weichai Power (Shanghai) Technology Development Co., Ltd.	濰柴動力(上海)科技發展有限公司	650,000,000.00	-	-	-	650,000,000.00	-
Tsintel Technology	清智科技	611,256,000.00	-	-	-	611,256,000.00	-
Zhuzhou Gear Co., Ltd.	株洲齒輪有限責任公司	532,334,743.21	-	-	-	532,334,743.21	-
Weichai (Weifang) Material Forming and Manufacturing Co., Ltd.	濰柴(濰坊)材料成型製造中心有限公司	460,150,000.00	-	-	-	460,150,000.00	-
Weichai Ballard Hydrogen Energy Technology Company Limited	濰柴巴拉德氫能科技有限公司	413,100,000.00	40,800,000.00	-	-	453,900,000.00	-
Weichai Power (Beijing) International Resource Investment Co., Ltd.	濰柴動力(北京)國際資源投資有限公司	300,000,000.00	-	-	-	300,000,000.00	-
Weichai Torch Technology Co., Ltd.	濰柴火炬科技股份有限公司	245,452,070.97	-	-	-	245,452,070.97	-
Weichai (Weifang) Medium-duty Diesel Engine Co., Ltd.	濰柴(濰坊)中型柴油機有限公司	244,712,475.43	-	-	-	244,712,475.43	113,983.87
Weichai Power (Qingzhou) Drive Control Technology Co., Ltd.	濰柴動力(青州)傳控技術有限公司	150,000,000.00	-	-	-	150,000,000.00	-
Weifang Weichai Power Technology Co., Ltd.	濰坊濰柴動力科技有限責任公司	140,770,000.00	-	-	-	140,770,000.00	3,138,415.52
Zhuzhou Torch Machinery Manufacturing Co., Ltd.	株洲湘火炬機械製造有限責任公司	130,898,993.14	-	-	-	130,898,993.14	-
Weichai Power (Weifang) Reconstruction Co., Ltd.	濰柴動力(濰坊)再製造有限公司	122,000,000.00	-	-	-	122,000,000.00	-
Shandong Synergy Oil Co., Ltd.	山東歐潤油品有限公司	109,509,458.68	-	-	-	109,509,458.68	88,687,994.29
Weichai Power Freshen Air Technology Co., Ltd.	濰柴動力空氣淨化科技有限公司	100,000,000.00	-	-	-	100,000,000.00	-
Other subsidiaries	其他子公司	407,463,781.57	60,000,000.00	-	-	467,463,781.57	9,117,710.85
Total	合計	12,422,802,834.13	100,800,000.00	-	-	12,523,602,834.13	106,792,485.61

## Notes to Financial Statements (Continued)

1 January to 30 June 2021

## 財務報表附註(續)

2021年1月1日至6月30日止期間

## XV. Key Notes to the Company Financial Statements (Continued)

## 4. Long-term equity investments (Continued)

As at 30 June 2021, breakdown of long-term equity investments under equity method was as follows:

## 十五、公司主要財務報表項目註釋(續)

## 4. 長期股權投資(續)

於2021年6月30日，權益法核算的長期股權投資明細如下：

RMB  
人民幣元

Investee entity	被投資單位	31 December 2020 2020年 12月31日	Changes during this period 本期變動							30 June 2021 2021年 6月30日	Among which, closing provision for impairment 其中： 期末減值準備	
			Increase in investment 增加投資	Decrease in investment 減少投資	Investment gains and losses under the equity method 權益法下 投資損益	Other comprehensive income 其他 綜合收益	Other equity changes 其他 權益變動	Declaration of cash dividend 宣告現金股利	Provision for impairment 計提減值準備			Others 其他
Shandong Heavy Industry Group Finance Co., Ltd.	山東重工集團財務有限公司	930,588,466.18	-	-	80,927,412.80	-	-	-	-	-	1,011,515,878.98	-
Shanzhong Finance Leasing Co., Ltd.	山重融資租賃有限公司	264,985,127.56	-	-	11,754,706.05	-	-	-	-	-	276,739,833.61	-
Other associates and joint ventures	其他聯營合營企業	227,719,354.01	597,124,666.67	-	(58,305,064.33)	-	-	-	-	-	766,538,956.35	-
Total	合計	1,423,292,947.75	597,124,666.67	-	34,377,054.52	-	-	-	-	-	2,054,794,668.94	-

## 5. Revenue and cost of sales

(1) Revenue and cost of sales:

## 5. 營業收入及成本

(1) 營業收入和營業成本情況：

RMB  
人民幣元

Item	項目	Incurred during this period 本期發生額		Incurred in previous period 上期發生額	
		Revenue 收入	Cost 成本	Revenue 收入	Cost 成本
Principal operations	主營業務	33,510,165,660.49	24,613,479,031.75	28,037,462,474.89	21,637,685,653.44
Other revenue	其他業務	606,382,825.45	480,896,905.65	512,013,429.31	390,642,657.80
Total	合計	34,116,548,485.94	25,094,375,937.40	28,549,475,904.20	22,028,328,311.24

## Notes to Financial Statements (Continued)

1 January to 30 June 2021

## 財務報表附註(續)

2021年1月1日至6月30日止期間

## XV. Key Notes to the Company Financial Statements (Continued) 十五、公司主要財務報表項目註釋(續)

## 5. Revenue and cost of sales (Continued)

(2) Other information of revenue:

## 5. 營業收入及成本(續)

(2) 營業收入的其他信息：

		RMB 人民幣元
Item 項目		Total 合計
Classified by major regions of operation: 按主要經營地區分類：		
Including: Mainland China	其中：中國大陸	34,116,548,485.94
Other countries and regions	其他國家和地區	-
Classified by time for recognition of revenue: 按收入確認時間分類：		
Including: Transferred at a certain point of time	其中：在某一時點轉讓	34,031,138,301.39
Provided over a certain period of time	在某一時段內提供	-
Revenue under the Standard on Lease	租賃準則下收入	85,410,184.55
Total	合計	34,116,548,485.94

## 6. Investment income

## 6. 投資收益

		RMB 人民幣元
Item 項目		Incurred in previous period 上期發生額
		Incurred during this period 本期發生額
Gain on long-term equity investments under the equity method	權益法核算的長期股權投資收益	70,189,156.45
Gain on long-term equity investments under the cost method	成本法核算的長期股權投資收益	516,673,071.62
Total	合計	586,862,228.07



## Supplemental Information

## 補充資料

## 1. Schedule of Extraordinary Profit and Loss

## 1、非經常性損益明細表

RMB  
人民幣元

Item 項目		Incurring during this period 本期發生額
Gains or losses from disposal of non-current assets	非流動資產處置損益	79,186,329.13
Government grants charged in profit or loss for the current period, except for those closely related to the ordinary operation and gained constantly at a fixed amount or quantity according to certain standard based on state policies	計入當期損益的政府補助(與正常經營業務密切相關,符合國家政策規定、按照一定標準定額或定量持續享受的政府補助除外)	170,467,047.18
Expenses on corporate reorganization, such as staff resettlement fees and integration expenses	企業重組費用,如安置職工的支出、整合費用等	(16,776,998.80)
Profit and loss on the changes in fair value generated from financial assets held for trading and financial liabilities held for trading, and investment income received from disposal of the financial assets held for trading, financial liabilities held for trading and investment in other equity instruments, other than effective hedging business relating to ordinary operating business of the Company	除同公司正常經營業務相關的有效套期保值業務外,持有交易性金融資產、交易性金融負債產生的公允價值變動損益,以及處置交易性金融資產、交易性金融負債和其他權益工具投資取得的投資收益	327,306,057.89
Non-operating income and expenses other than the above items	除上述各項之外的其他營業外收入和支出	93,073,097.00
Tax effect	所得稅影響數	(72,329,439.51)
Effect on minority interests	少數股東損益影響數	(119,787,694.58)
Total	合計	461,138,398.31

The Group recognized extraordinary profit and loss items in accordance with the provisions in Explanatory Announcement on Information Disclosure for Companies Offering their Securities to the Public No. 1 – Extraordinary Items (CSRC Announcement [2008] No. 43).

本集團對非經常性損益項目的確認依照《公開發行證券的公司信息披露解釋性公告第1號—非經常性損益》(證監會公告[2008]43號)的規定執行。

## Supplemental Information (Continued)

## 補充資料 (續)

## 2. Return on Net Assets (“RONA”) and Earnings Per Share (“EPS”) 2、淨資產收益率和每股收益

From 1 January to 30 June 2021

2021年1月1日至6月30日止  
期間

RMB

人民幣元

Item 項目		Weighted average RONA 加權平均 淨資產收益率 (%)	EPS 每股收益	
			Basic 基本	Diluted 稀釋
Net profit attributable to the Company's ordinary shareholders	歸屬於公司普通股 股東的淨利潤	11.25	0.80	0.80
Net profit attributable to the Company's ordinary shareholders after extraordinary profit and loss	扣除非經常性損益後 歸屬於公司普通股 股東的淨利潤	10.45	0.74	0.74

From 1 January to 30 June 2020

2020年1月1日至6月30日止  
期間

RMB

人民幣元

Item 項目		Weighted average RONA 加權平均 淨資產收益率 (%)	EPS 每股收益	
			Basic 基本	Diluted 稀釋
Net profit attributable to the Company's ordinary shareholders	歸屬於公司普通股股東的 淨利潤	9.83	0.59	0.59
Net profit attributable to the Company's ordinary shareholders after extraordinary profit and loss	扣除非經常性損益後歸屬 於公司普通股股東的淨 利潤	9.02	0.54	0.54

The Group holds no potential ordinary shares that are significantly dilutive.

本集團無重大稀釋性潛在普通股。

The Group presents RONA and EPS in accordance with Compilation Rules No. 9 for Information Disclosure by Companies Offering Securities to the Public – Calculation and Disclosure of Return on Net Assets and Earnings per Share (Revised in 2010) of the CSRC.

本集團對淨資產收益率和每股收益的列報依照中國證監會《公開發行證券的公司信息披露編報規則第9號—淨資產收益率和每股收益的計算及披露》(2010年修訂)的規定。

## Other Information

### Directors' and Supervisors' Interests in Shares and Underlying Shares

As at 30 June 2021, the interests and short position (if any) of the directors, the chief executive and the supervisors in the shares, underlying shares and debentures of the Company and its associated corporations (within the meaning of Part XV of the Securities and Futures Ordinance (the "SFO")), as recorded in the register maintained by the Company pursuant to Section 352 of the SFO, or as otherwise notified to the Company and the Hong Kong Stock Exchange pursuant to the Model Code for Securities Transactions by Directors of Listed Companies (the "Model Code"), were as follows:

## 其他資料

### 董事及監事於股份及相關股份的權益

於二零二一年六月三十日，董事、高級管理人員及監事於本公司及其相聯法團（定義見證券及期貨條例（「證券及期貨條例」）第XV部）的股份、相關股份及債券中，擁有根據證券及期貨條例第352條規定本公司須存置的登記冊所記錄，或根據上市公司董事進行證券交易的標準守則（「標準守則」）規定已知會本公司及香港聯交所的權益及短倉（如有）如下：

Name of Director	Capacity	Number of "A" shares held	Number of "H" shares held	Percentage of the issued share capital of the Company
董事姓名	身份	所持「A」股數目	所持「H」股數目	已發行股本百分比
Tan Xuguang	Beneficial owner	58,842,596 (Note 1)	—	0.67%
譚旭光	實益擁有人	(附註1)		
Zhang Quan	Beneficial owner	13,684,324 (Note 1)	—	0.16%
張泉	實益擁有人	(附註1)		
Xu Xinyu	Beneficial owner	13,684,324 (Note 1)	—	0.16%
徐新玉	實益擁有人	(附註1)		
Sun Shaojun	Beneficial owner	13,684,324 (Note 1)	—	0.16%
孫少軍	實益擁有人	(附註1)		
Yuan Hongming	Beneficial owner	1,000,440	—	0.011%
袁宏明	Interest held by spouse	444	—	0.000005%
	配偶持有之權益			
		1,000,884	—	0.011%
Yan Jianbo	Beneficial owner	1,097,904	—	0.013%
嚴鑒鉞	實益擁有人			
Wen Daocai	Beneficial owner	21,940	—	0.0003%
聞道才	實益擁有人			

## Other Information (Continued)

## 其他資料 (續)

## Directors' and Supervisors' Interests in Shares and Underlying Shares (Continued) 董事及監事於股份及相關股份的權益 (續)

Name of Supervisor	Capacity	Number of "A" shares held	Number of "H" shares held	Percentage of the issued share capital of the Company
監事姓名	身份	所持「A」股數目	所持「H」股數目	已發行股本百分比
Lu Wenwu 魯文武	Beneficial owner 實益擁有人	600,000	–	0.0069%
Wu Hongwei 吳洪偉	Beneficial owner 實益擁有人	4,789,516	–	0.05%

## Notes:

## 附註：

- These shares were derived from the previous domestic shares of the Company. The domestic shares were ordinary shares issued by the Company, with a Renminbi-denominated par value of RMB1.00 each, which were subscribed for and paid up in Renminbi or credited as fully paid up. These shares became "A" shares of the Company upon the "A" share listing of the Company on the Shenzhen Stock Exchange.
- All the shareholding interests listed in the above table are "long" position.
- The percentage shareholding is calculated on the basis of 8,726,556,821 issued shares of the Company as at 30 June 2021 (comprising 6,783,516,821 "A" shares and 1,943,040,000 "H" shares).

- 該等股份之前為本公司內資股。內資股為本公司發行的普通股，以人民幣列值，每股面值人民幣1.00元，以人民幣認購及繳足或入賬列為繳足。該等股份於本公司A股在深圳證券交易所上市後成為本公司之A股。
- 上表所列的所有股權權益均為好倉。
- 持股百分比乃根據本公司於二零二一年六月三十日的8,726,556,821股已發行股份（包括6,783,516,821股A股及1,943,040,000股H股）計算得出。

## Other Information (Continued)

## 其他資料(續)

## Interests in the shares of associated corporations of the Company

## 於本公司相關法團股份的權益

Name of Director	Name of associated corporation	Nature of interest	Class and number of securities interested or deemed to be interested 持有權益或被視為持有權益的證券類別及數目	Approximate percentage interest in the entire issued share capital of associated corporation 佔相關法團全部已發行股本的權益概約百分比
董事姓名	相關法團名稱	權益性質		
Gordon Riske (Note) (附註)	KION Group AG (“KION”) (「凱傲」)	Beneficial owner 實益擁有人	146,460 ordinary shares 股普通股	0.11%
		Interest held by spouse 由配偶持有的權益	93,940 ordinary shares 股普通股	0.07%
			240,400 ordinary shares 股普通股	0.18%

Note: Gordon Riske, a non-executive Director, was the beneficial owner of 146,460 ordinary shares in KION and he was also deemed to be interested in 93,940 shares in KION which were beneficially held by his wife, Ms. Benita Riske.

附註：非執行董事Gordon Riske為凱傲的146,460股股份的實益擁有人，並被視為於其妻子Benita Riske女士實益持有的93,940股凱傲股份中持有權益。

Save as disclosed above, as at 30 June 2021, none of the Directors, the chief executive nor the supervisors had an interest or short position in the shares, underlying shares or debentures of the Company or any of its associated corporations that was recorded in the register required to be kept pursuant to Section 352 of the SFO, or as otherwise notified to the Company pursuant to the Model Code.

除上文所披露者外，於二零二一年六月三十日，概無董事、最高行政人員或監事於本公司或其任何相聯法團的股份、相關股份或債券中擁有根據證券及期貨條例第352條規定須記錄於該條例所述存置的登記冊內的權益或淡倉，或根據標準守則須知會本公司的權益或淡倉。

## Other Information (Continued)

## 其他資料 (續)

## Details of Changes in Share Capital and Substantial Shareholders' Shareholdings

## 股本變動和主要股東持股情況

## (I) Changes in share capital

## (I) 股本變動情況

Changes in share capital (as at 30 June 2021)

股本變動情況表(截至二零二一年六月三十日)

		Before the movement			Increase/decrease in the movement (+, -)				After the movement	
		本次變動前		New shares issued	本次變動增減(+, -)			本次變動後		
		No. of shares	Percentage (%)		Bonus issue	Capitalisation of reserve	Others	Sub-total	No. of shares	Percentage (%)
數量	比例(%)	發行新股	送股	公積金轉股	其他	小計	數量	比例(%)		
I. Restricted circulating shares	一、有限售條件股份	1,746,518,070	22.01%	792,682,926	-	-	2,876,293	795,559,219	2,542,077,289	29.13%
1. State-owned legal person shares	1. 國有法人持股	1,642,531,008	20.70%	199,451,216	-	-	-	199,451,216	1,841,982,224	21.11%
2. Shares held by other domestic entities	2. 其他內資持股	103,987,062	1.31%	387,195,128	-	-	2,876,293	390,071,421	494,058,483	5.66%
including: Shares held by domestic non-state-owned legal persons	其中：境內非國有法人持股	-	-	387,195,128	-	-	-	387,195,128	387,195,128	4.44%
Shares held by domestic natural persons	境內自然人持股	103,987,062	1.31%	-	-	-	2,876,293	2,876,293	106,863,355	1.22%
3. Shares held by foreign entities	3. 外資持股	-	-	206,036,582	-	-	-	206,036,582	206,036,582	2.36%
including: Shares held by overseas legal persons	其中：境外法人持股	-	-	206,036,582	-	-	-	206,036,582	206,036,582	2.36%
II. Non-restricted circulating shares	二、無限售條件股份	6,187,355,825	77.99%	-	-	-	(2,876,293)	(2,876,293)	6,184,479,532	70.87%
1. RMB ordinary shares	1. 人民幣普通股	4,244,315,825	53.50%	-	-	-	(2,876,293)	(2,876,293)	4,241,439,532	48.60%
2. Overseas listed foreign shares	2. 境外上市的外資股	1,943,040,000	24.49%	-	-	-	-	-	1,943,040,000	22.27%
III. Total number of shares	三、股份總數	7,933,873,895	100%	792,682,926	-	-	-	792,682,926	8,726,556,821	100%

## Other Information (Continued)

## 其他資料(續)

## Details of Changes in Share Capital and Substantial Shareholders' Shareholdings (Continued)

## 股本變動和主要股東持股情況(續)

## (II) Shareholdings of the Substantial Shareholders (as at 30 June 2021)

## (II) 主要股東持股情況(於二零二一年六月三十日)

**Total number of Shareholders** The number of shareholders is 340,248 among which 340,015 are shareholders of "A" shares and 233 are shareholders of "H" shares.

**股東總數** 共340,248戶，其中A股股東340,015戶，H股股東233戶。

## Shareholdings of the top ten shareholders

## 前10名股東持股情況

Name of shareholder 股東名稱	Type of Shareholder 股東性質	Approximate percentage of shares held (%) 持股概約百分比 (%)	Total number of shares held 持股總數	Number of restricted shares held 有限售條件股份數量	Number of shares pledged or frozen 質押或凍結的股份數量
HKSCC Nominees Limited 香港中央結算代理人有限公司	Foreign shareholder 外資股東	22.22%	1,938,725,526		N/A 未知
Weichai Group Holdings Limited 濰柴控股集團有限公司	State-owned legal person 國有法人	16.30%	1,422,550,620	1,345,905,600	-
Hong Kong Securities Clearing Company Limited 香港中央結算有限公司	Overseas legal person 境外法人	6.81%	594,499,438		-
Weifang Investment Group Company Limited 濰坊市投資集團有限公司	State-owned legal person 國有法人	3.40%	296,625,408	296,625,408	-
China Securities Finance Corporation Limited 中國證券金融股份有限公司	Domestic non-state-owned legal person 境內非國有法人	1.87%	163,608,906		-
IVM Technical Consultants Wien Gesellschaft m.b.H. 奧地利IVM技術諮詢維也納有限公司	Overseas legal person 境外法人	1.31%	113,938,700		-
UBS AG	Overseas legal person 境外法人	0.85%	74,264,401	72,137,804	-
Tan Xuguang 譚旭光	Domestic natural person 境內自然人	0.67%	58,842,596	44,131,947	-
Hu Zhongxiang 胡中祥	Domestic natural person 境內自然人	0.58%	50,804,566		-
GIC Private Limited	Overseas legal person 境外法人	0.55%	47,712,814	47,313,414	-

## Other Information (Continued)

## 其他資料 (續)

## Details of Changes in Share Capital and Substantial Shareholders' Shareholdings (Continued)

## 股本變動和主要股東持股情況 (續)

## (II) Shareholdings of the Substantial Shareholders (as at 30 June 2021) (Continued)

## (II) 主要股東持股情況 (於二零二一年六月三十日)(續)

Shareholdings of the top ten non-restricted shareholders

前10名無限售條件股東持股情況

Name of shareholder 股東名稱	Number of the non-restricted shares held 持有無限售條件股份數量	Types of shares 股份種類
HKSCC Nominees Limited 香港中央結算代理人有限公司	1,938,725,526	Overseas listed foreign shares 境外上市外資股
Hong Kong Securities Clearing Company Limited 香港中央結算有限公司	594,499,438	RMB ordinary shares 人民幣普通股
China Securities Finance Corporation Limited 中國證券金融股份有限公司	163,608,906	RMB ordinary shares 人民幣普通股
IVM Technical Consultants Wien Gesellschaft m.b.H. 奧地利IVM技術諮詢維也納有限公司	113,938,700	RMB ordinary shares 人民幣普通股
Weichai Group Holdings Limited 濰柴控股集團有限公司	76,645,020	RMB ordinary shares 人民幣普通股
Hu Zhongxiang 胡中祥	50,804,566	RMB ordinary shares 人民幣普通股
China AMC – Agricultural Bank of China – China AMC China Securities and Financial Assets Management Plan 華夏基金－農業銀行－華夏中證金融資產管理計劃	33,002,800	RMB ordinary shares 人民幣普通股
Dacheng Fund – Agricultural Bank of China – Dacheng China Securities and Financial Assets Management Plan 大成基金－農業銀行－大成中證金融資產管理計劃	31,855,600	RMB ordinary shares 人民幣普通股
Harvest Fund – Agricultural Bank of China – Harvest China Securities and Financial Assets Management Plan 嘉實基金－農業銀行－嘉實中證金融資產管理計劃	31,831,295	RMB ordinary shares 人民幣普通股
Bank of Communications – Rongtong Industry Prosperous Securities Investment Fund 交通銀行－融通行業景氣證券投資基金	31,423,090	RMB ordinary shares 人民幣普通股

## Notes:

## 附註:

- Among the aforesaid shareholders, Mr. Tan Xuguang is the chairman of Weichai Group Holdings Limited. It is not certain whether there is any connected relationship among the top ten shareholders and the other top ten non-restricted shareholders or whether there is any acting in concert relationship among them.
- Among the top ten shareholders of the Company, Hu Zhongxiang holds 48,804,566 shares through the client credit trading guarantee securities account.

- 以上股東中，譚旭光先生為濰柴控股集團有限公司董事長。本公司未知其他前十名股東及其他前十名無限售條件股東之間是否存在關聯關係，也未知其是否屬於一致行動人士。
- 公司前十名股東中，胡中祥通過客戶信用交易擔保證券賬戶持有48,804,566股。



## Other Information (Continued)

## Substantial Shareholders

The register of substantial shareholders maintained by the Company pursuant to Section 336 of the SFO (including interests filed with the Hong Kong Stock Exchange) shows that as at 30 June 2021, the following persons (other than the directors, chief executive and supervisors) had the following interests and the short positions (if any) in the shares and underlying shares of the Company:

Name	Capacity	Long/Short position	Number of A shares	Percentage of share capital comprising only A shares 佔A股股本百分比	Number of H shares	Percentage of share capital comprising only H shares 佔H股股本百分比	Percentage of total issued share capital 佔已發行股本總數百分比
名稱	身份	好倉/淡倉	A股數目		H股數目		
Weichai Group Holdings Limited 濰柴控股集團有限公司	Beneficial owner 實益擁有人	Long 好倉	1,422,550,620	20.97%	-	-	16.30%
Shandong Heavy Industry Group Co., Ltd. (Note 1) 山東重工集團有限公司(附註1)	Interest of corporation controlled by you 你所控制的法團權益	Long 好倉	1,422,550,620	20.97%	-	-	16.30%
Brandes Investment Partners, LP (Note 3) (附註3)	Investment manager 投資經理	Long 好倉	-	-	78,578,612	16.18%	3.60%
Lazard Emerging Markets Equity Portfolio (Note 4) (附註4)	Investment manager 投資經理	Long 好倉	-	-	23,707,500	5.86%	1.30%
Barclays PLC (Note 3) (附註3)	Person having a security interest in shares 持有股份的保證權益的人	Long 好倉	-	-	525,552	0.11%	0.02%
	Interest of corporation controlled by you 你所控制的法團權益	Long 好倉	-	-	25,453,050	5.24%	1.17%
					25,978,602	5.35%	1.19%
	Interest of corporation controlled by you 你所控制的法團權益	Short 淡倉	-	-	24,102,475	4.96%	1.10%

## 其他資料(續)

## 主要股東

本公司根據《證券及期貨條例第336條》存置的主要股東登記冊(包括向香港聯交所申報的利益)顯示,於二零二一年六月三十日,下列人士(董事、高級管理人員及監事除外)在本公司股份及相關股份中擁有下列權益及短倉(如有):

## Other Information (Continued)

## 其他資料 (續)

## Substantial Shareholders (Continued)

## 主要股東 (續)

Name	Capacity	Long/Short position	Number of A shares	Percentage of share capital comprising only A shares 佔A股股本百分比	Number of H shares	Percentage of share capital comprising only H shares 佔H股股本百分比	Percentage of total issued share capital 佔已發行股本總數百分比
名稱	身份	好倉/淡倉	A股數目		H股數目		總數百分比
Morgan Stanley (Note 2) (附註2)	Interest of corporation controlled by you 你所控制的法團權益	Long 好倉	-	-	49,335,508	5.08%	1.13%
	Interest of corporation controlled by you 你所控制的法團權益	Short 淡倉	-	-	42,078,545	4.33%	0.96%
Lazard Asset Management LLC	Investment manager 投資經理	Long 好倉	-	-	328,810,940	16.92%	3.77%
Schroders Plc	Investment manager 投資經理	Long 好倉	-	-	196,702,854	10.12%	2.25%
Citigroup Inc.	Interest of corporation controlled by you 你所控制的法團的權益	Long 好倉	-	-	1,896,483	0.10%	0.02%
	Person having a security interest in shares 持有股份的保證權益的人	Long 好倉	-	-	14,672	0.00%	0.00%
	Approved lending agent 核准借出代理人	Long 好倉	-	-	134,033,276	6.89%	1.54%
					135,944,431	6.99%	1.56%
	Interest of corporation controlled by you 你所控制的法團的權益	Short 淡倉	-	-	610,499	0.03%	0.01%
Brown Brothers Harriman & Co.	Approved lending agent 核准借出代理人	Long 好倉	-	-	115,720,915	5.96%	1.33%

## Other Information (Continued)

### Substantial Shareholders (Continued)

Notes:

1. Shandong Heavy Industry Group Co., Ltd., being a subsidiary of the State-owned Assets Supervision and Administration Commission of Shandong Province, held the entire share capital of Weichai Group Holdings Limited (formerly known as Weifang Diesel Engine Works).
2. The number of H shares (and the relevant shareholding percentages) reported above by the relevant substantial shareholder does not take into consideration the Company's bonus share issuance on 21 July 2017 as there is no disclosure of interest obligation under the SFO where there is no change in percentage of shareholdings for a substantial shareholder.
3. The number of H shares (and the relevant shareholding percentages) reported above by the relevant substantial shareholder does not take into consideration the Company's bonus share issuance on 21 July 2017 and 20 August 2015 as there is no disclosure of interest obligation under the SFO where there is no change in percentage of shareholdings for a substantial shareholder.
4. The number of H shares (and the relevant shareholding percentages) reported above by the relevant substantial shareholder does not take into consideration the Company's bonus share issuance on 21 July 2017, 20 August 2015 and 17 August 2012 as there is no disclosure of interest obligation under the SFO where there is no change in percentage of shareholdings for a substantial shareholder.

Save as disclosed above, the Company had not been notified of any other relevant interests or short positions in the issued share capital of the Company as at 30 June 2021.

### Emolument Policy

The emolument policy of the employees of the Group is set up by the Remuneration Committee on the basis of their merit, qualifications and competence.

The emoluments of the directors of the Company are decided by the Remuneration Committee, having regard to the Group's operating results, individual performance and comparable market statistics.

## 其他資料 (續)

### 主要股東 (續)

附註：

1. 山東國資委的附屬公司山東重工集團有限公司持有濰柴控股集團有限公司(前稱為濰坊柴油機廠)的全部股本。
2. 上述呈列之相關主要股東持有之H股數目(及相關股權百分比)並無計及本公司於二零一七年七月二十一日的紅股派發行動，此乃由於根據證券及期貨條例，倘主要股東之股權百分比並無變動，則毋須披露權益。
3. 上述呈列之相關主要股東持有之H股數目(及相關股權百分比)並無計及本公司於二零一七年七月二十一日及二零一五年八月二十日的紅股派發行動，此乃由於根據證券及期貨條例，倘主要股東之股權百分比並無變動，則毋須披露權益。
4. 上述呈列之相關主要股東持有之H股數目(及相關股權百分比)並無計及本公司於二零一七年七月二十一日、二零一五年八月二十日及二零一二年八月十七日的紅股派發行動，此乃由於根據證券及期貨條例，倘主要股東之股權百分比並無變動，則毋須披露權益。

除上文披露者外，於二零二一年六月三十日本公司並無獲告知在本公司已發行股本中的任何其他相關權益或淡倉。

### 薪酬政策

本集團僱員的薪酬政策由薪酬委員會根據彼等的長處、資歷及工作能力釐訂。

本公司董事的薪酬由薪酬委員會經考慮本集團經營業績、個人表現及可資比較市場統計數據後決定。

## Other Information (Continued)

### Arrangements to Purchase Shares or Debentures

At no time during the Period was the Company and any of its subsidiaries a party to any arrangements to enable the directors of the Company to acquire benefits by means of the acquisition of shares in, or debentures of, the Company or any other body corporate.

### Purchase, Sale or Redemption of Securities of the Company

During the Period, neither the Company nor any of its subsidiaries purchased, sold or redeemed any of the Company's listed securities.

### Pre-emptive Rights

There are no provisions for pre-emptive rights under the Company's articles of association or the laws of the PRC, which would oblige the Company to offer new shares on a pro-rata basis to existing shareholders.

### Audit Committee

The audit committee of the Company (the "Audit Committee") comprises five independent non-executive Directors of the Company. The Chairman of the Audit Committee is Ms. Jiang Yan, an independent non-executive Director. Ms. Jiang has appropriate professional qualifications or accounting or related financial management expertise as required under Rule 3.10(2) of the Listing Rules for the purpose of this appointment. During the Period, the Audit Committee discharged its responsibilities, reviewed and discussed the financial results and internal control matters of the Company. In accordance with the requirements of Appendix 16 to the Listing Rules, the Audit Committee has reviewed with the Company's auditors the reviewed consolidated financial statements for the Period.

## 其他資料 (續)

### 購買股份或債券的安排

本公司及其任何附屬公司於本期間任何時間，概無參與可以使本公司董事通過收購本公司或任何其他法人團體的股份或債券以取得利益的安排。

### 購買、出售或贖回本公司的證券

於本期間，本公司或其任何附屬公司概無購買、出售或贖回任何本公司上市證券。

### 優先購買權

本公司的公司章程或中國法律均無訂立有關優先購買權條文，規定本公司須按比例向現有股東發售新股。

### 審核委員會

本公司審核委員會(「審核委員會」)由本公司五名獨立非執行董事組成。審核委員會主席為獨立非執行董事蔣彥女士。蔣女士具備上市規則第3.10(2)條對該委任所要求之適當的專業資格，或具備適當的會計或相關的財務管理專長。於本期間內，審核委員會履行其職責，檢討及討論本公司的財務業績及內部監控事宜。根據上市規則附錄十六的規定，審核委員會與本公司核數師已審閱本期間之經審閱合併財務報表。

## Other Information (Continued)

### Compliance With Corporate Governance Code in Appendix 14 of the Listing Rules

Throughout the Period, other than the roles of the Chairman and the Chief Executive Officer being performed by Mr. Tan Xuguang (“Mr. Tan”), and that certain directors of the Company did not attend the Company’s annual general meeting or extraordinary general meeting(s) held during the Period due to other essential business engagements, the Company has complied with all the code provisions of the Corporate Governance Code as set out in Appendix 14 to the Listing Rules.

Mr. Tan is in charge of the overall management of the Company. The Company considers that the combination of the roles of the Chairman and the Chief Executive Officer can promote the efficient formulation and implementation of the Company’s strategies which will enable the Group to grasp business opportunities efficiently and promptly. The Company considers that through the supervision of its board and its independent non-executive Directors, there is adequate balance of power and authority in place.

### Compliance with the Model Code

During the Period, the Company has adopted a code of conduct regarding securities transactions by Directors on terms no less exacting than the required standard set out in the Model Code. Having made specific enquiry of all Directors, the Directors have confirmed that they have complied with the required standard set out in the Model Code and the aforementioned code of conduct of the Company for the Period.

### Sufficiency of Public Float

Based on the information that is publicly available to the Company and within the knowledge of the directors of the Company, the Company has maintained the prescribed public float under the Listing Rules as at the date of this report.

### Approval of the Financial Statements

The reviewed consolidated financial statements for the Period were approved by the Board on 30 August 2021.

### Publication of the Interim Report on the Websites of the Hong Kong Stock Exchange and the Company

The 2021 interim report will be despatched to the shareholders as well as made available on the Hong Kong Stock Exchange’s website at [www.hkexnews.hk](http://www.hkexnews.hk) and the Company’s website at [www.weichaipower.com](http://www.weichaipower.com) in due course.

## 其他資料 (續)

### 遵守上市規則附錄十四所載的企業管治常規守則

於本期間，除譚旭光先生(「譚先生」)擔任本公司董事長兼首席執行官及本公司董事在本期間內因彼等有其他重要公務在身而未能出席本公司股東周年大會或股東特別大會外，本公司一直遵守上市規則附錄十四所載「企業管治守則」的所有守則條文。

譚先生負責本公司之整體管理。本公司認為，讓譚先生同時兼任董事長及首席執行官可讓本公司更有效地計劃及執行本公司之策略，從而令本集團能夠有效而迅速地把握商機。本公司相信，通過其董事會及其獨立非執行董事之監督，此足以維持職權平衡。

### 遵守標準守則

於本期間，本公司已就董事進行證券交易採納操守準則，有關條款不比標準守則規定的標準寬鬆，且董事向全體董事作出特定查詢後確認，彼等於本期間已遵守標準守則及前述本公司操守準則所載規定的標準。

### 充足公眾持股量

根據本公司獲得之公開資料並就本公司董事所知，本公司於本報告刊發日期維持上市規則所規定的公眾持股量。

### 批准財務報表

董事會已於二零二一年八月三十日批准本期間的經審閱合併財務報表。

### 於香港聯交所及本公司網站公佈中期報告

本公司二零二一年度中期報告將適時寄送予各位股東及刊登於香港聯交所網[www.hkexnews.hk](http://www.hkexnews.hk)及本公司網站[www.weichaipower.com](http://www.weichaipower.com)。

**維柴動力股份有限公司**  
**WEICHAI POWER CO., LTD.**

地 址 : 山東省濰坊市高新技術產業開發區福壽東街197號甲  
電 話 : +86-536-8197777 (總機)  
傳 真 : +86-536-8197073  
郵 編 : 261061  
服務熱線 : 400 618 3066  
電子信箱 : weichai@weichai.com  
網 址 : <http://www.weichaipower.com>

Address : Section A 197, Fu Shou East Street, High Technology Industrial Development Zone, Weifang, Shandong Province  
Tel : +86-536-8197777 (Gen)  
Fax : +86-536-8197073  
P.C. : 261061  
Service hotline : 400 618 3066  
E-mail : weichai@weichai.com  
Website : <http://www.weichaipower.com>