

畅捷通 Chanjet

暢捷通信息技術股份有限公司
CHANJET INFORMATION
TECHNOLOGY COMPANY LIMITED

(a joint stock company incorporated in the
People's Republic of China with limited liability)
Stock Code: 1588





Corporate Information	2
Corporate Profile	4
Corporate Structure	5
Summary of Financial Information	6
Chairman's Statement	7
Management Discussion and Analysis	11
Biographies of Directors, Supervisors and Senior Management	34
Report of Directors	44
Report of Supervisory Committee	76
Corporate Governance Report	78
Independent Auditor's Report	101
Consolidated Statement of Profit or Loss	108
Consolidated Statement of Comprehensive Income	109
Consolidated Statement of Financial Position	110
Consolidated Statement of Changes in Equity	112
Consolidated Statement of Cash Flows	115
Notes to Financial Statements	118
Definitions	223



CORPORATE INFORMATION

DIRECTORS

Non-executive Directors

Wang Wenjing (*Chairman*)

Wu Zhengping

Executive Director

Yang Yuchun (*President*)

Independent Non-executive Directors

Chen, Kevin Chien-wen

Lau, Chun Fai Douglas

Chen Shuning

SUPERVISORS

Shareholder Representative Supervisors

Guo Xinping (*Chairman*)

Xu Zhoujin

Independent Supervisors

Ruan Guangli

Ma Yongyi

Employee Representative Supervisors

Ren Jie

Xia Yuhan

AUDIT COMMITTEE

Chen, Kevin Chien-wen (*Chairman*)

Wu Zhengping

Lau, Chun Fai Douglas

NOMINATION COMMITTEE

Chen Shuning (*Chairman*)

Wang Wenjing

Chen, Kevin Chien-wen

REMUNERATION AND APPRAISAL COMMITTEE

Lau, Chun Fai Douglas (*Chairman*)

Yang Yuchun

Chen Shuning

STRATEGIC COMMITTEE

Wang Wenjing (*Chairman*)

Yang Yuchun

Chen Shuning

JOINT COMPANY SECRETARIES

Bao Jie^{Note}

Ngai Wai Fung

Note: Mr. You Hongtao has tendered his resignation as secretary to the Board, joint company secretary and vice president of the Company with effect from 14 September 2021 in order to devote more time to handle other matters. As considered and approved by the Board and the Nomination Committee, Ms. Bao Jie has been appointed as secretary to the Board and joint company secretary of the Company since 14 September 2021 in place of Mr. You Hongtao. For details, please refer to the announcement of the Company dated 14 September 2021.



CORPORATE INFORMATION (CONTINUED)

AUTHORIZED REPRESENTATIVES

Yang Yuchun
Ngai Wai Fung

PRINCIPAL PLACE OF BUSINESS IN HONG KONG

40th Floor, Dah Sing Financial Centre
No. 248 Queen's Road East
Wanchai, Hong Kong

AUDITORS

International Auditor

Ernst & Young
Registered PIE Auditor

PRC Auditor

Ernst & Young Hua Ming LLP

H SHARE REGISTRAR

Computershare Hong Kong Investor Services Limited
Shops 1712-1716, 17th Floor, Hopewell Centre
183 Queen's Road East
Wanchai, Hong Kong

LEGAL ADVISERS

As to Hong Kong law:
DLA Piper Hong Kong
As to PRC law:
Tian Yuan Law Firm

STOCK CODE

1588

COMPANY WEBSITE

www.chanjet.com

REGISTERED OFFICE AND HEADQUARTERS

Floor 3, Building 3
Yard 9, Yongfeng Road, Haidian District
Beijing, the PRC

CONTACT INFORMATION FOR INVESTORS

Tel: (8610) 6243 4214
Email: IR@chanjet.com



CORPORATE PROFILE

As a subsidiary of Yonyou Network Technology Co., Ltd. (用友網絡科技股份有限公司), the Company was established in March 2010 and was listed on the Main Board of the Hong Kong Stock Exchange on 26 June 2014 (Stock code: 1588). Taking “facilitating MSEs’ development in operation and management through creativity and technology” as its mission, striving for the vision of becoming “a worldwide leading provider of cloud services and software for MSEs” and “a platform for partners and employees enjoying work, making achievements and sharing success”, the Company is committed to providing platform services, application services, data-based value-added services for MSEs in the PRC, with a focus on financial and business management cloud services.

The Company is a council member of China Association of Small and Medium Enterprises, a member of the China Software Industry Association and a member of the Beijing Software and Information Service Industry Association. It has been regarded as the “Key Software Enterprises under the National Planning Layout (國家規劃佈局內重點軟件企業)” as well as “High and New Technology Enterprises (高新技術企業)” for consecutive years. During the Reporting Period, the Company was successfully selected into the “National Public Service Demonstration Platform for Small-and-Medium-sized Enterprises (國家中小企業公共服務示範平台)” by the Ministry of Industry and Information Technology of China, and the list of “Specialized, Fined, Peculiar and Innovative” small-and-medium-sized enterprises in Beijing (北京市「專精特新」中小企業認定名單); and was awarded the “Best MSEs Cloud Finance and Taxation Service Provider of the Year (年度最佳小微企業雲財稅服務廠商)” at the 8th Global Internet Economic Conference of GIEC2021; and was selected into the “2021 Pioneer Practice Case of Enterprise Digital Governance (2021企業數字化治理先鋒實踐案例)” by China Academy of Information and Communications Technology; was awarded the “Top Ten Benchmark Partners of Huawei Cloud Starlight Plan 2021 (2021華為雲星光計劃十大標桿夥伴)” at the “Huawei China Ecological Conference 2021 (華為中國生態大會2021)” held by Huawei, and also won the “Huawei Cloud Kunpeng Best Practice Partner Award (華為雲鯤鵬最佳實踐夥伴獎)”; won the Alibaba Cloud’s “Best Co-Creation Award (最佳共創獎)” and “Cloud Cooperation Plan 2021 Excellent Partner Technology Pioneer Award (雲合計劃2021年度優秀夥伴技術先鋒獎)”; and won the “Best SaaS Service Provider of the Year (年度最佳SaaS服務商)” at the 6th SaaS Application Conference held by Top Zhihui and co-sponsored by Shanghai Software Industry Association and Shanghai Chief Information Officer Alliance (上海首席信息官聯盟). Chanjet Good Accountant won the award of “Outstanding Innovative Product of Digital Transformation in 2020-2021 (2020-2021年度數字轉型傑出創新產品)” at the “2021 IT Market Annual Conference (2021 IT市場年會)” hosted by CCID Consulting. Also, according to the “2021 Special Analysis on Cloud Finance and Taxation Market for MSEs in China (中國小微企業雲財稅市場專題分析2021)” released by Analysys(易觀), Chanjet ranked first in the comprehensive strength of cloud finance and taxation service providers in terms of comprehensive score. Chanjet Good Accountant ranked first in terms of coverage in the cloud finance and taxation market.



01 0 1

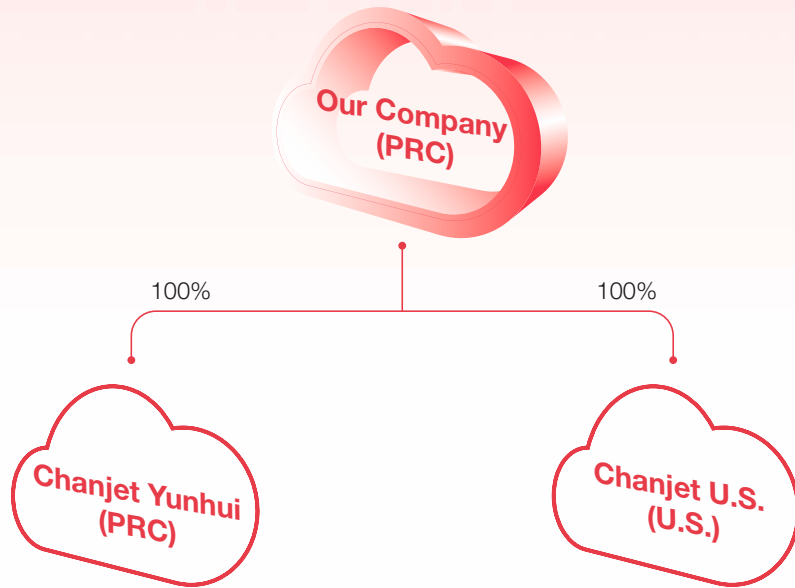
01 0 1

1 1 0 1 0 1 0 0 0 1 1

0 0 0 1 1

CORPORATE STRUCTURE

As at 31 December 2021



SUMMARY OF FINANCIAL INFORMATION

	For the year ended 31 December				
	2021 <i>RMB'000</i>	2020 <i>RMB'000</i>	2019 <i>RMB'000</i>	2018 <i>RMB'000</i>	2017 <i>RMB'000</i>
Revenue	590,324	509,418	463,402	428,941	498,595
Gross profit	410,352	425,984	420,243	398,942	426,843
(Loss)/profit before tax	(193,228)	23,619	90,861	110,208	242,777
(Loss)/profit for the year	(185,070)	33,392	92,418	106,812	222,837
In which: (Loss)/profit for the year attributable to owners of the parent	(185,070)	33,392	92,418	106,812	224,913
Basic (loss)/earnings per share <i>(RMB cents/share)</i> ^{Note}	(62.2)	10.4	28.8	34.0	73.0
	As at 31 December				
	2021 <i>RMB'000</i>	2020 <i>RMB'000</i>	2019 <i>RMB'000</i>	2018 <i>RMB'000</i>	2017 <i>RMB'000</i>
Total assets	1,624,344	1,610,023	1,597,448	1,510,333	1,277,332
Total liabilities	700,955	343,922	278,560	200,098	126,316
Total equity	923,389	1,266,101	1,318,888	1,310,235	1,151,016
In which: Equity attributable to owners of the parent	923,389	1,266,101	1,318,888	1,310,235	1,151,016
Net assets per share <i>(RMB/share)</i> ^{Note}	3.1	3.9	4.1	4.2	3.7

Note: Basic (loss)/earnings per share and net assets per share were based on weighted average share capital during the Reporting Period, and was adjusted accordingly based on the Company's Capitalization Issue completed in 2021.



01 0 1

01 0 1

1 1 01 0 1 00 011

00 011

CHAIRMAN'S STATEMENT

Wang Wenjing

Chairman



Dear honorable Shareholders,

On behalf of the Board, I hereby present the Shareholders with the 2021 annual report of the Group and report the 2021 results and the 2022 development plan of the Group for the Shareholders' perusal.

During the Reporting Period, the Group focused on two major fields, namely digital intelligent finance and taxation, and digital intelligent business for MSEs, and firmly implemented the strategies of giving priority to cloud service business and subscription service as a way to comprehensively advance the cloud service business. The proportion of revenue from cloud service business to the Group's revenue increased from 47% in the previous year to 86%, and the transition to cloud service business was accomplished. During the Reporting Period, the revenue of the Group was RMB590.32 million, representing a year-on-year increase of 16%. Total revenue hit a record high. The revenue from cloud service business was RMB505.37 million, representing a year-on-year increase of 111%. The cloud service business added 180,000 paying enterprise users, representing a year-on-year increase of 201%; and the accumulated paying enterprise users of cloud service business reached 397,000.



CHAIRMAN'S STATEMENT (CONTINUED)

During the Reporting Period, at the product level, the Group innovated, developed and made breakthroughs in key cloud products to further improve the product layout. The digital intelligent finance and taxation products realized the integration of invoice, finance, tax, fee, bank and filing to consolidate the core advantages of cloud finance and taxation, and strengthen the first brand of cloud finance and taxation for MSEs. The ecological cooperation was reinforced to enhance the capability to integrate and to be integrated. The product of digital intelligent business was designed in line with the operating characteristics of MSEs in wholesale and retail, manufacturing and service industries. Efforts were made to strengthen the features of products in specialized fields and industry, and improve product features in the context of new commerce, new retail, new manufacturing and new service as a way to accelerate the scale development of business-finance integration.

During the Reporting Period, at the marketing level, the Group continued to strengthen channel coverage and diversified layout, and accelerated its penetration into county-level markets. According to the operating characteristics of channel partners, classified training and capacity enhancement were conducted to enhance partners' capabilities to acquire business opportunities, operate customers and manage business. Actions were taken to actively strengthen ecological cooperation to improve industry influence and coverage. The Group's own and co-constructed SaaS products have achieved a leading position in the field of digital intelligent finance and taxation, and digital intelligent business for MSEs in Alibaba Cloud market and Huawei Cloud market. As for customer acquisition through direct sales, the Group advanced social marketing and a growth model of "short video marketing for customer acquisition + community transformation" to improve the conversion efficiency of customer acquisition by way of tele-sales. According to the "2021 Special Analysis on Cloud Finance and Taxation Market for MSEs in China (中國小微企業雲財稅市場專題分析2021)" released by Analysys (易觀), Chanjet ranked first in the comprehensive strength of cloud finance and taxation service providers in terms of comprehensive score. Chanjet Good Accountant ranked first in terms of coverage in the cloud finance and taxation market.

PROSPECTS

In 2022, the Group will focus on two major fields, namely digital intelligent finance and taxation, and digital intelligent business for MSEs. Continued efforts will be made to innovate and iterate product application, expand sales channels, and adhere to ecological co-prosperity so as to further enhance market coverage. The Group will maintain rapid growth in the revenue of SaaS subscriptions, strive for a breakthrough in the growth of total revenue, and seize the leading position in the cloud service market for MSEs.



CHAIRMAN'S STATEMENT (CONTINUED)

The Group will accelerate product innovation and development with the integration of business and finance, and intelligent finance and taxation as the core. In terms of digital intelligent finance and taxation, the Group will further improve the integrated development of invoice, finance, tax, fee, bank and filing of Good Accountant by virtue of the advancement of “Golden Tax Phase IV (金税四期)”. The one-click tax declaration function of RPA will be developed for Easy Accounting Agent to build a self-service, intelligent finance and taxation model. The capacity building for ecological openness and integration will be expedited to improve adaptability to various ecological channels. In terms of digital intelligent business, the Group will continue to optimize products in new commerce, new retail, new manufacturing and new service. For new commerce, the integrated coordination mechanism between dealers and brand owners will be intensified to deepen the coverage of dealer groups. For new retail, the industry characteristics will be strengthened in fresh food, clothing, maternal and infant industries, and the franchise chain model will be improved to advance the transformation of traditional enterprises to an online and offline integrated operation model. For new manufacturing, the Internet-based and IoT-based production and management process will be enhanced to elevate the digital and intelligence level of micro and small manufacturing enterprises. New service will advance product malleability, enhance delivery capability and improve industry adaptability.

The Group will adhere to the principle of customer success, and help MSEs realize digital and intelligent operation and online business. With channel partners, direct sales channels, and ecological cooperation as three driving forces, the Group implements categorized and classified operations for customers. The “Ten Hundred Thousand Million (十百千萬)” plan is released with focus on ten major sub-sectors to achieve large-scale customer acquisition. 100 ecological integration applications and best practice cases will be forged around the platform of cloud products. Thousands of professional digital value-added service providers will be developed in different industries and fields among channel partners. The Group will expand the social marketing model, vigorously develop industry vertical traffic agencies as well as individual traffic for cooperation, and continue to deploy new marketing channels such as new media and short videos to obtain a market coverage of one million enterprises. The Group will continue to expand and extend partners, develop new ecological partners, and enlarge county-level market coverage. It will strategically and structurally strengthen online direct sales business, carry out inbound marketing model, and attach great importance to the combined development effect of product-driven growth, marketing-driven growth, and sales-driven growth. The Group will apply social group operation, community operation, in-product operation and other means to promote payment conversion rate. It will integrate enterprise service resources in the industry, and enrich value-added services. While providing SaaS tools for the digital transformation of MSEs, the Group also provides customers with finance and taxation consulting, accounting practice training and other services to improve customer satisfaction. The Group will continue to upgrade the customer success system, strengthen customer operation, and improve the life cycle value of customers.



CHAIRMAN'S STATEMENT (CONTINUED)

The Group will continue to build strong organizational capabilities, stimulate the vitality of the organization, and promote the efficient operation of the organization. While continuously optimizing the personnel structure, it will continue to strengthen the building of expert teams and senior talent teams; conduct talent review periodically, and select, use, train, and retain core talents in core positions; implement the mentoring system to strengthen cadre capacity and build up talent reserve. The Group will carry out an empowerment plan that is classified and categorized according to professional sequences and employee categories; practice corporate cultural values, and accelerate business development with corporate culture so as to secure the sound development of the Group in the long run.

On behalf of the Board, I sincerely express my gratitude to all Shareholders and investors for their support, and my appreciation to the management and all employees of the Company for their dedicated efforts to the development of the Group.

Wang Wenjing

Chairman

18 March 2022

MANAGEMENT DISCUSSION AND ANALYSIS

BUSINESS REVIEW

Development Trend of the Industry

According to the data of the State Administration for Market Regulation, 28.872 million new market entities were established nationwide in 2021, representing a year-on-year increase of 15.4%, of which 9.04 million new enterprise entities were established, representing a year-on-year increase of 12.5%; the total number of market entities of different types exceeded 150 million nationwide, among which, there were 48.423 million enterprise entities. Market players of different types maintained a steady growth, and the quality of such players were improved as a whole. In 2021, the active enterprises remained at around 70%.

During the Reporting Period, in order to reduce the operating pressure of MSEs, the Chinese government further increased tax incentives for MSEs, and supported the development of MSEs with an additional tax reduction of RMB295.1 billion. The People's Bank of China issued the Notice on In-depth Undertaking of the Projects to Raise Micro, Small and Medium-sized Enterprises Financial Services Capability (《關於深入開展中小微企業金融服務能力提升工程的通知》) to increase credit extension to micro, small and medium-sized enterprises and reduce their respective comprehensive financial cost. Favorable policy support has played an important role in stabilizing market players, boosting their vitality, and stabilizing economic fundamentals.

During the Reporting Period, the General Office of the Central Committee of the Communist Party of China and the General Office of the State Council issued the Opinions on Further Deepening the Reform of Tax Collection and Administration (《關於進一步深化稅收徵管改革的意見》), proposing the transformation of tax supervision from “tax administration through invoices” to data-driven, segmented and precise supervision. Four departments, namely the Office of the National Archives Administration, the General Office of the Ministry of Finance, the General Office of the Ministry of Commerce and the General Office of the State Taxation Administration, jointly issued the Notice on Further Expanding the Pilot Program of Electronic Reimbursement, Recording and Filing of Electronic Invoices of Value-added Tax (《關於進一步擴大增值稅電子發票電子化報銷、入賬、歸檔試點工作的通知》) to further accelerate the application and promotion of the electronic value-added tax invoices. The first phase of the “Golden Tax Phase IV (金稅四期)” was officially launched with focus on implementing a fully digitized electronic invoice (“**all-electronic invoice**”) platform. Some areas in Shanghai, Guangdong, and Inner Mongolia have launched pilot projects for all-electronic invoices. Relying on the national unified electronic invoice service platform, taxpayers could be provided with free services such as 24 hours online issuance, delivery, and inspection of all-electronic invoices. Such actions have promoted the upgrading of corporate finance and taxation management to the integration of invoice, finance and taxation. The Ministry of Finance issued the Accounting Informatization Development Plan (2021-2025) (《會計信息化發展規劃(2021-2025年)》)



MANAGEMENT DISCUSSION AND ANALYSIS (CONTINUED)

to accelerate the digital transformation of accounting management, promote the in-depth integration of business and finance, make full use of various information technologies to improve the level of data governance, and solidly promote accounting informatization to a higher level. In addition, the development of digital technology, the transformation of consumption patterns, and the catalysis of ongoing pandemic control have continued to promote MSEs to carry out business and management on cloud. Online business and online invoice, finance and taxation have gradually become a normal operation of MSEs' business, driving MSEs to transform into online operation and integration of business and finance.

The above development trends of industry have played a positive role in promoting the rapid development of the Group in the fields of digital intelligent finance and taxation, and digital intelligent business for MSEs, and have provided a broad market space for the Group to grow.

Major Risks and Uncertainties

In terms of industry competition, SaaS vendors in various fields and industries are emerging one after another, the market activity of enterprise cloud services continues to rise, and the market competition in the field of MSEs' digital intelligent finance and taxation, and digital intelligent business is relatively fierce. All of them may adversely affect the pace and cost of the Group's acquisition of large-scale customers. Relying on the deep understanding of cloud services for MSEs and the leading position in SaaS products, the Group will continue to innovate in the fields of digital intelligent finance and taxation, and digital intelligent business, offer first-class products, and continuously enhance product competitiveness. The Group will also take advantage of channels to quickly penetrate into the county-level market, accelerate diversified ecological cooperation, increase the resource investment in direct sales business and promote the successful operation of customers so as to rapidly increase market coverage, and actively respond to industry challenges.

In terms of human resources, the rising market activity of enterprises providing enterprise cloud services has led to intensified competition for talents with core competitiveness in the industry, and the cost of attracting and retaining core talents has continued to increase. The Group will continue to deepen the building of employer brand and culture while strengthening the training and promoting of skills of existing talents, implement long-term incentive measures, and continuously enhance the introduction and retention of core talents.



MANAGEMENT DISCUSSION AND ANALYSIS (CONTINUED)

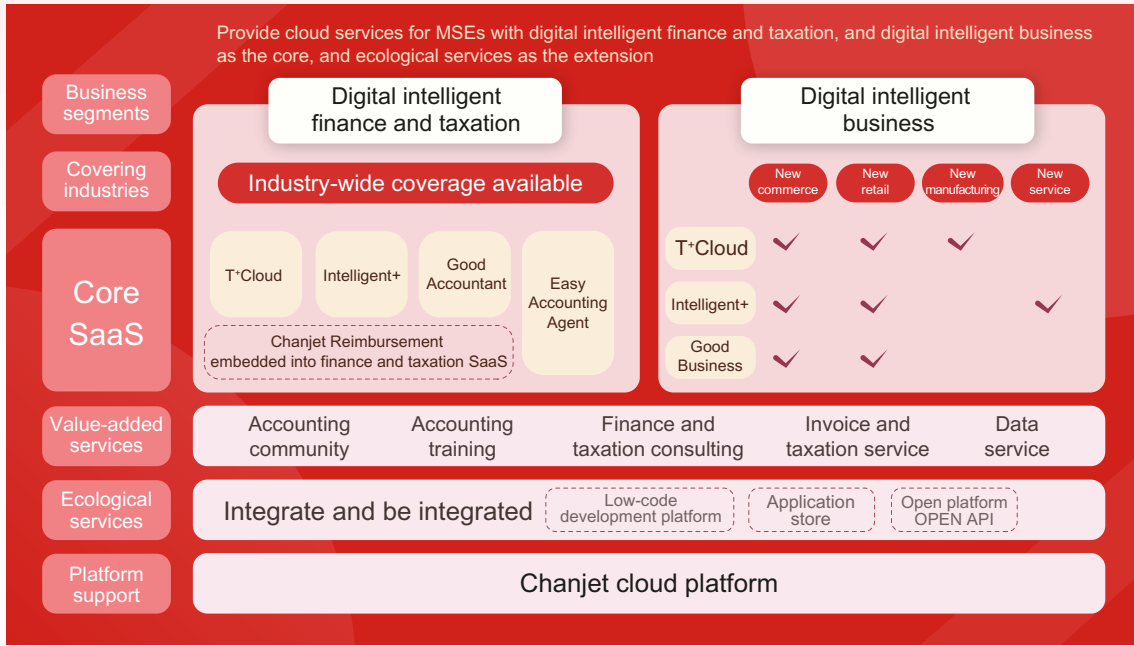
Principal Business and Operating Conditions

During the Reporting Period, the Group firmly implemented the development strategy of giving priority to cloud service business and subscription service, and strategically increased resource investment in cloud service business. The Group achieved innovation, development and made breakthroughs in key cloud products, and strengthened the field characteristics and industry characteristics of products to further improve the product layout. The Group's sales channels and sales corporation with business partners developed rapidly. Social media and online marketing were applied to accelerate the acquisition of new users to adopt cloud services. Continued efforts were made to promote software users to integrate with and migrate to the cloud, which contributed to a high growth of revenue from cloud service business. During the Reporting Period, the revenue from cloud service business was RMB505.37 million, representing an increase of 111% over the previous year, and an increase in its proportion to the Group's revenue from 47% in the previous year to 86%, of which revenue from SaaS subscriptions was RMB258.68 million, representing an increase of 123% over the previous year; contract liabilities from SaaS subscriptions were RMB354.70 million, representing an increase of 72% from the end of the previous year. During the Reporting Period, the number of new paying enterprise users of the Group's cloud service business reached 180,000, representing an increase of 201% over the previous year; by the end of the Reporting Period, the number of accumulated paying enterprise users of cloud service business reached 397,000.

During the Reporting Period, the Group achieved a total revenue of RMB590.32 million, representing an increase of 16% over the previous year; the loss attributable to owners of the parent was RMB185.07 million, as compared to profit attributable to owners of the parent of RMB33.39 million for the previous year; the basic loss per share of the Group was RMB0.622, as compared to basic earnings per share of RMB0.104 for the previous year. During the Reporting Period, the Group accelerated its strategic transformation from a licensed software business with one-off revenue recognition at the time of sales to a subscription-based public cloud services. The subscription-based business recognized accrual revenue in installments by user's usage period, which will have an impact on the revenue and profit during the Reporting Period in the business transformation stage, but it is expected to have a positive impact on the Company's future business development and revenue growth.

MANAGEMENT DISCUSSION AND ANALYSIS (CONTINUED)

1. Development of cloud service business





MANAGEMENT DISCUSSION AND ANALYSIS (CONTINUED)

The Group focuses on two major fields, namely digital intelligent finance and taxation, and digital intelligent business for MSEs. It takes financial and taxation capabilities as its core advantages, the business-finance integration as effective means for field and industrial application to develop and operate the Group's core SaaS products on the basis of the self-developed cloud-native platform. Chanjet Good Accountant is a digital intelligent finance and taxation SaaS product that integrates invoice, finance, tax, fee, bank, and filing for MSEs with full-time accountants. Chanjet Easy Accounting Agent is a digital intelligent finance and taxation SaaS product for account agencies. Chanjet Reimbursement (小暢報銷) is a new reimbursement SaaS product that is applied to all MSEs, and can be integrated with Good Accountant, Intelligent+ and T+Cloud to facilitate the whole process of reimbursement, payment and bookkeeping. Chanjet Good Business is a marketing-based purchase-sale-stock SaaS product for micro-commerce and retail enterprises. T+Cloud is an integrated SaaS product with “people, finance, goods, customers and data” for small enterprises in industry, integrated operation of industry and trade, commerce wholesale, and chain retail. It helps MSEs achieve refined, digital and intelligent management, reduce costs, and increase efficiency. Chanjet Intelligent+ is a SaaS product for small enterprises in commerce, retail and service industries. With digital and intelligent operation and management as the core, it helps enterprises realize the integration of business, invoice, finance and taxation. Through omni-channel and omni-scenario mobile management, online and offline marketing collaboration, it enhances the competitiveness of enterprises. Focusing on the operating characteristics of MSEs in wholesale and retail, manufacturing and service industries, digital intelligent business products focus on strengthening the characteristics of fields and industries, and accelerate the large-scale development of business-finance integration. For the wholesale and retail industry, Good Business and Intelligent+ have strengthened new retail and new commerce functions; for the manufacturing industry, “T+Cloud new manufacturing” has launched intelligent process management and quality inspection management; for the productive service industry, “Intelligent+ new service” has launched project-based business-finance integrated management. Meanwhile, by carrying out a series of marketing activities such as “One of the Best Enterprises in Business Innovation (數一數二企業商業創新行)”, we have developed and promoted a batch of best customer practice cases. While providing SaaS tools, we practice the service concept of customer success, and help MSEs quickly realize digital transformation.

MANAGEMENT DISCUSSION AND ANALYSIS (CONTINUED)

Based on the micro-service structure of cloud-native platform, the functions and features of the above-mentioned core SaaS products of the Group can be quickly assembled and reused, and support integration and being integrated, laying a good foundation for customers to flexibly choose products, as well as future upgrades and additional purchases of products, as a way to support the increase of customer unit prices. The low-code development platform and integrated open platform attract ISV in the field of enterprise services and partners with secondary development capabilities to continuously enrich product application scenarios through the cloud platform as a way to meet the personalized needs of customers, and broaden the cooperation with ecological partners. It also creates room for profit improvement for traditional channel partners, which is conducive to the win-win development of the Group and its partners. As of the end of the Reporting Period, Chanjet open platform settled 530 ISV partners, and released more than 200 applications on an accumulative basis. The applications developed and created by ISV partners were connected with APIs such as T+Cloud, Intelligent+, Good Accountant, Good Business, etc. to co-create cloud service solutions for e-commerce, logistics, manufacturing, advertising and other industries. Such efforts have effectively met the management needs of MSEs.



MANAGEMENT DISCUSSION AND ANALYSIS (CONTINUED)

During the Reporting Period, in terms of marketing, the Group continued to strengthen channel coverage and diversified layout, and the number of partners increased by 33% compared to the end of the previous year. The Group innovated the GOT (GOAL-OBJECTIVE-TASK) partner co-creation plan and joint operation activities to strengthen the on-site support for partners to develop cloud business capabilities and sales, improve their capabilities to acquire business opportunities, operate customers and manage business, and help them quickly improve operational capabilities. Combined with the operation characteristics of cloud service business, we provided systematic and comprehensive methodologies of cloud business operation for partners in different development stages, helped new partners quickly develop cloud service business, and guided existing partners to transform to cloud service business operation. We actively strengthened ecological cooperation and improved industry influence and coverage. The Group's own and co-constructed SaaS products have achieved a leading position in the field of digital intelligent finance and taxation, and digital intelligent business for MSEs in Alibaba Cloud market and Huawei Cloud market. During the Reporting Period, the order amount exceeded RMB60 million, and we won Alibaba Cloud's "Best Co-Creation Award (最佳共創獎)" and the title of "Top Ten Benchmark Partners of Huawei Cloud Starlight Plan 2021 (2021華為雲星光計劃十大標桿夥伴)". Meanwhile, continued efforts were made to explore large-scale marketing models in various ecological partner channels. In terms of customer acquisition through direct sales, actions were taken to optimize search engine placement, and promote social marketing and the growth model of "short video marketing for customer acquisition + community transformation" to improve the conversion efficiency of customer acquisition by way of tele-sales. Private domain operations were comprehensively carried out. User connections were increased through WeCom and social groups to activate existing software users. In terms of user operation, users were stratified according to their industry and business characteristics, and the high-quality content of Service Wiz (服寶) intelligent service, community in Accountant Home (會計家園), service community and other platforms was integrated to provide users with personalized, scene-based content and knowledge services, increase user stickiness, and improve the conversion efficiency of new purchases.

MANAGEMENT DISCUSSION AND ANALYSIS (CONTINUED)

During the Reporting Period, at the market level, by virtue of the promotion of electronic invoices and the “Golden Tax Phase IV”, and the favorable opportunity from the state’s supporting policies for “Specialized, Fined, Peculiar and Innovative (專精特新)” small- and medium-sized enterprises, the Group successively launched online and offline digital marketing activities for MSEs. The online “One of the Best Enterprises in Business Innovation” focused on the promotion of the best digital practices and application scenarios of MSEs, and was well acclaimed by corporate customers and partners. The offline activity themed “Small and Beautiful MSEs Innovation Practice Sharing (小而美小微企業創新實踐分享)” focused on the innovation and development cases of MSEs in sub-sectors, which played an exemplary role in the digitization of enterprises. Some cases were selected into the 2021 China Big Data Application Model 100 Cases (2021中國大數據應用樣板100例) by the China Information Industry Association Big Data Branch. Through online live broadcasts, offline salons and other forms, the “520 MSEs Care Day (520小微企業關愛日)”, “Accounting Culture Festival (會計文化節)” and other series of activities were conducted to attract hundreds of thousands of accounting practitioners, which played a positive role in promoting the transformation of MSEs to digital and intelligent operation.

(1) Digital intelligent finance and taxation realizes the integration of invoice, finance, tax, fee, bank and filing, and consolidates the core advantages of cloud finance and taxation

During the Reporting Period, thanks to industry development opportunities brought by policies regarding invoice electronication, electronic archives and the “Golden Tax Phase IV”, the demand of MSEs for SaaS products with the integration of invoice, finance and taxation further increased. Through electronic invoices, bank-enterprise interconnection, Chanjet Reimbursement, individual tax declaration, national tax declaration, and electronic file management, Good Accountant has realized the integrated management of invoice, finance, tax, fee, bank, and filing. Easy Accounting Agent has strengthened the intelligent features, and has been comprehensively improved in the aspects of intelligent bill collection, intelligent accounting, intelligent tax declaration, and intelligent filing. It focuses on the development of one-click tax declaration, and through RPA and direct connection to the tax declaration interface, it also supports the national tax declaration in multiple provinces and cities to improve the tax declaration efficiency of account agencies. T+Cloud and Intelligent+ have deepened the integration of business management processes in the integration of invoice, finance, tax, fee, bank and filing.



MANAGEMENT DISCUSSION AND ANALYSIS (CONTINUED)

During the Reporting Period, digital intelligent finance and taxation strengthened the first brand of cloud finance and taxation for MSEs, focused on strengthening ecological cooperation, and enhanced the capability to integrate and be integrated. The financial and taxation capabilities in the product were integrated with various ecological partners in a scenario-based manner to facilitate rapid integration with partners, realize cooperation and guide traffic, and expand market coverage. According to the characteristics of accountants in MSEs, it strengthened community operations, cultivated accountants' usage habits, and provided more than 100 competency enhancement programs around financial management, tax management and other scenarios to enhance user stickiness.

(2) *Digital intelligent business achieves innovative breakthroughs in new manufacturing and new service fields*

With the promotion of “three waves (三疊浪)”, namely technological upgrading, consumption upgrading, business model innovation, and the ongoing pandemic control, it will gradually become the instinct of survival and development for MSEs to get business online. During the Reporting Period, the Group focused on improving the new commerce, new retail, new manufacturing and new service features of products, and achieved breakthroughs and development in products of digital intelligent business.

In response to the needs of consumption upgrading and digital transformation of retail enterprises, the Group optimized offline smart stores and online micro-malls, connected with new consumption channels such as Douyin and Kuaishou, and built an online and offline integrated membership operation model. The combination of front-end retail scenarios and back-end business-finance integration helped further enhance product competitiveness in the retail field.

For manufacturing enterprises, “T+Cloud new manufacturing” has released a function module of intelligent workshop to solve the problems of intelligent process dispatch, dynamic inventory management, and refined labor and material cost accounting; released a function module of quality inspection management to automatically collect quality inspection data and generate quality inspection report. At the same time, combined with the goal of establishing one million innovative small- and medium-sized enterprises, 100,000 “Specialized, Fined, Peculiar and Innovative” small- and medium-sized enterprises, and 10,000 Specialized, Fined, Peculiar and Innovative “little giant (小巨人)” enterprises during the “14th Five-Year Plan” period, informatization solutions were released for manufacturing to promote MSEs to “adopt cloud, use digital platform, and be empowered with intelligence”.

MANAGEMENT DISCUSSION AND ANALYSIS (CONTINUED)

The “14th Five-Year Plan” clearly proposes to promote the prosperity and development of the service industry. The Group has launched a new “Intelligent + new service” for the productive service industry, which can meet the needs of project-based business-finance integrated management requirements for construction and installation, commercial services, information technology, scientific research and other industries to achieve integrated project management such as project progress, contract management, material management, cost control, finance and taxation management.

For catering enterprises, the Group continued to deepen the strategic cooperation with Meituan, and released the Meituan special version of T+Cloud product. The Group provided supply chain management and financial management systems to support data connection with the Meituan catering system as a way to jointly provide customers with comprehensive catering management system services.

As for the popular purchase-sale-stock market, Good Business has realized full mobility. The Group optimized the low-end market-oriented Kaidanbao (開單寶) and PDA, Changdanbao (唱單寶), Xiaoyi Cloud Printing (小易雲打印) and other software and hardware integrated products. Taking into account characteristics of food, clothing, fresh fruits and vegetables and other industries, and through the prefabrication of industrialized solutions, we offered out-of-the-box products for customers as a way to further penetrate into the markets in lower-tier cities, and accelerate the large-scale development of customers.

2. Development of software business

During the Reporting Period, the Group implemented a maintainable development strategy for software products, and continued to incorporate digital and intelligent cloud service capabilities into software products; actively discontinued sales of popular financial software products, launched a favorable strategy for software migration to the cloud, and accelerated cloud integration and migration of existing software enterprise users to promote the transformation of software users to digital and intelligent operation and management.

MANAGEMENT DISCUSSION AND ANALYSIS (CONTINUED)

3. *Development of brand and market*

During the Reporting Period, according to the “2021 Special Analysis on Cloud Finance and Taxation Market for MSEs in China (中國小微企業雲財稅市場專題分析2021)” released by Analysys, Chanjet ranked first in the comprehensive strength of cloud finance and taxation service providers in terms of comprehensive score. Chanjet Good Accountant ranked first in terms of coverage in the cloud finance and taxation market.

During the Reporting Period, the Company has obtained the ISO27001 certification of the information security management system (ISMS) standard, which indicates that the Company meets the requirements of international advanced standards in information security management. The Company’s “MSEs one-stop service platform project (小微企業一站式服務平台項目)” has passed the official evaluation of the “Research, Development and Operation Integration (DevOps) Capability Maturity Model (研發運營一體化(DevOps)能力成熟度模型)” security and risk management (DevSecOps standard) of the China Academy of Information and Communications Technology, representing that the Company’s security delivery and operation capabilities in this business system have reached the advanced level in China.

During the Reporting Period, the Company was successfully selected into the “National Public Service Demonstration Platform for Small-and-Medium-sized Enterprises (國家中小企業公共服務示範平台)” by the Ministry of Industry and Information Technology of China, and the list of “Specialized, Fined, Peculiar and Innovative” small-and-medium-sized enterprises in Beijing (北京市「專精特新」中小企業認定名單); and was awarded the “Best MSEs Cloud Finance and Taxation Service Provider of the Year (年度最佳小微企業雲財稅服務廠商)” at the 8th Global Internet Economic Conference of GIEC 2021; and was selected into the “2021 Pioneer Practice Case of Enterprise Digital Governance (2021企業數字化治理先鋒實踐案例)” by China Academy of Information and Communications Technology; was awarded the “Top Ten Benchmark Partners of Huawei Cloud Starlight Plan 2021 (2021華為雲星光計劃十大標桿夥伴)” at the “Huawei China Ecological Conference 2021 (華為中國生態大會 2021)” held by Huawei, and also won the “Huawei Cloud Kunpeng Best Practice Partner Award (華為雲鯤鵬最佳實踐夥伴獎)”; won the Alibaba Cloud’s “Best Co-Creation Award (最佳共創獎)” and “Cloud Cooperation Plan 2021 Excellent Partner Technology Pioneer Award (雲合計劃2021年度優秀夥伴技術先鋒獎)”; and won the “Best SaaS Service Provider of the Year (年度最佳SaaS服務商)” at the 6th SaaS Application Conference held by Top Zhihui and co-sponsored by Shanghai Software Industry Association and Shanghai Chief Information Officer Alliance (上海首席信息官聯盟). Chanjet Good Accountant won the award of “Outstanding Innovative Product of Digital Transformation in 2020-2021 (2020-2021年度數字轉型傑出創新產品)” at the “2021 IT Market Annual Conference (2021 IT市場年會)” hosted by CCID Consulting.

MANAGEMENT DISCUSSION AND ANALYSIS (CONTINUED)

FINANCIAL REVIEW

	For the year ended 31 December		Change in amount RMB'000	Percentage change %
	2021 RMB'000	2020 RMB'000		
Revenue	590,324	509,418	80,906	16
Cost of sales and services provided	(179,972)	(83,434)	(96,538)	116
Gross profit	410,352	425,984	(15,632)	(4)
Gross profit margin	70%	84%	(14)%	
Other income and gains	61,930	73,542	(11,612)	(16)
R&D costs	(242,557)	(161,688)	(80,869)	50
Selling and distribution expenses	(304,462)	(189,173)	(115,289)	61
Administrative expenses	(88,403)	(65,280)	(23,123)	35
Impairment losses of financial assets	(522)	(31,110)	30,588	(98)
Other expenses	(26,637)	(23,355)	(3,282)	14
Finance costs	(610)	(1,404)	794	(57)
Share of loss of an associate	(2,319)	(3,897)	1,578	(40)
(Loss)/profit before tax	(193,228)	23,619	(216,847)	(918)
Income tax credit	8,158	9,773	(1,615)	(17)
(Loss)/profit for the year	<u>(185,070)</u>	<u>33,392</u>	<u>(218,462)</u>	(654)
Attributable to:				
Owners of the parent	<u>(185,070)</u>	<u>33,392</u>	<u>(218,462)</u>	(654)

MANAGEMENT DISCUSSION AND ANALYSIS (CONTINUED)

Operating Results

During the Reporting Period, the Group recorded a revenue of RMB590.32 million, representing an increase of 16% as compared to last year, mainly due to the revenue from cloud service business of RMB505.37 million, representing an increase of 111% as compared to last year. Loss for the year of the Group was RMB185.07 million, while the profit for the year was RMB33.39 million last year. Loss attributable to owners of the parent was RMB185.07 million while profit attributable to owners of the parent was RMB33.39 million last year. The basic loss per share of the Group was RMB0.622, while the basic earnings per share was RMB0.104 last year.

The main reasons for the loss for the year of the Group are that the Group has comprehensively promoted the strategies of cloud-service-business-first and subscription-first, strategically dedicated more resources to its cloud service business and downsized its software business: (i) the Group expanded the size of research and development and sales personnel of cloud service business, and as of 31 December 2021, the Group had 1,289 employees in total, representing an increase of 289 employees over the end of last year; (ii) the scale of revenue from cloud service business expanded, contract operation costs and expenditure on sales promotion increased correspondingly; (iii) the SaaS subscription-based business recognized accrual revenue in installments by user's usage period, which will have an impact on the revenue and profit of the Reporting Period in the business transformation stage; and (iv) the expenses incurred by the Long-term Employee Incentive Point Scheme, the Employee Share Ownership Scheme, and the Long-term Incentive Bonus Scheme (collectively, the "**Long-term Incentive Scheme**") of approximately RMB84.21 million in total were included in the current statement of profit or loss, representing an increase of approximately 510% from RMB13.81 million last year. Upon deduction of the impact of expenses of the aforesaid Long-term Incentive Scheme, the Group's loss attributable to owners of the parent was approximately RMB100.86 million.

MANAGEMENT DISCUSSION AND ANALYSIS (CONTINUED)

Revenue

For the year ended 31 December 2021, the revenue of the Group was RMB590.32 million, representing an increase of 16% as compared to last year: (i) revenue from cloud service business was RMB505.37 million, representing an increase of 111% as compared to last year, and its proportion in the revenue of the Group increased from 47% in the last year to 86%, of which revenue from SaaS subscriptions was RMB258.68 million, representing an increase of 123% as compared to last year; and (ii) revenue from software business was RMB84.96 million, representing a decrease of 69% as compared to last year.

The following table sets forth a breakdown of revenue of the Group by operating segment:

	For the year ended 31 December				Change in amount RMB'000	Percentage change %
	2021		2020			
	RMB'000	%	RMB'000	%		
Revenue from software business	84,955	14	270,243	53	(185,288)	(69)
Revenue from cloud service business	505,369	86	239,175	47	266,194	111
Revenue	590,324	100	509,418	100	80,906	16

Cost of Sales and Services Provided

For the year ended 31 December 2021, the Group's cost of sales and services provided was RMB179.97 million, representing a year-on-year increase of 116%, which was mainly due to an increase of RMB92.18 million in contract operation costs of cloud service business, and an increase of RMB6.93 million of labour costs.

MANAGEMENT DISCUSSION AND ANALYSIS (CONTINUED)

The following table sets forth a breakdown of cost of sales and services provided of the Group by operating segment:

	For the year ended 31 December					
	2021		2020		Change in amount RMB'000	Percentage change %
	RMB'000	%	RMB'000	%		
Software business	6,829	4	16,943	20	(10,114)	(60)
Cloud service business	173,143	96	66,491	80	106,652	160
Cost of sales and services provided	179,972	100	83,434	100	96,538	116

The following table sets forth a breakdown of cost of sales and services provided of the Group by nature:

	For the year ended 31 December					
	2021		2020		Change in amount RMB'000	Percentage change %
	RMB'000	%	RMB'000	%		
Contract operation costs	126,380	70	34,199	41	92,181	270
Labour costs	20,329	11	13,400	16	6,929	52
Service costs	10,322	6	11,876	14	(1,554)	(13)
Operation and maintenance costs	10,500	6	8,039	10	2,461	31
Amortisation of intangible assets	7,177	4	7,354	9	(177)	(2)
Software development and production costs	2,692	2	5,687	7	(2,995)	(53)
Other costs	2,572	1	2,879	3	(307)	(11)
Cost of sales and services provided	179,972	100	83,434	100	96,538	116

MANAGEMENT DISCUSSION AND ANALYSIS (CONTINUED)

Gross Profit and Gross Profit Margin

For the year ended 31 December 2021, the Group achieved a gross profit of RMB410.35 million, representing a decrease of 4% as compared to last year. The gross profit margin of the Group was 70%, representing a decrease of 14 percentage points as compared to last year. The decrease in gross profit and gross profit margin was mainly attributable to the decrease of revenue from software business, the decrease of the gross profit margin from cloud service business, and the increase in the proportion of revenue from cloud service business. The gross profit margin from software business was 92%, representing a decrease of two percentage points as compared to last year; the gross profit margin from cloud service business was 66%, representing a decrease of six percentage points as compared to last year, which was mainly attributable to the significant increase of contract operation costs of cloud service business.

The following table sets forth a breakdown of gross profit of the Group by operating segment:

	For the year ended 31 December				Change in amount RMB'000	Percentage change
	2021		2020			
	RMB'000	%	RMB'000	%		
Software business	78,126	19	253,300	59	(175,174)	(69)
Cloud service business	332,226	81	172,684	41	159,542	92
Gross profit	410,352	100	425,984	100	(15,632)	(4)

The following table sets forth a breakdown of gross profit margin of the Group by operating segment:

	For the year ended 31 December		
	2021	2020	Change in amount
	%	%	%
Software business	92	94	(2)
Cloud service business	66	72	(6)
Gross profit margin	70	84	(14)

MANAGEMENT DISCUSSION AND ANALYSIS (CONTINUED)

Other Income and Gains

For the year ended 31 December 2021, the Group's other income and gains were RMB61.93 million, representing a decrease of 16% as compared to last year, mainly due to the decrease of RMB11.44 million in fair value change of unlisted equity investments financial assets.

R&D Costs

For the year ended 31 December 2021, R&D costs of the Group amounted to RMB242.56 million, representing an increase of 50% as compared to last year, which was mainly attributable to the increase in the investment in R&D of cloud service business and carrying out structural optimisation, and the number of R&D personnel increased by 29% as compared to the end of last year.

The following table sets forth a breakdown of R&D costs of the Group:

	For the year ended 31 December				Change in amount RMB'000	Percentage change %
	2021		2020			
	RMB'000	%	RMB'000	%		
R&D costs of software business	4,092	2	5,210	3	(1,118)	(21)
R&D costs of cloud service business	<u>238,465</u>	<u>98</u>	<u>156,478</u>	<u>97</u>	<u>81,987</u>	<u>52</u>
R&D costs	<u>242,557</u>	<u>100</u>	<u>161,688</u>	<u>100</u>	<u>80,869</u>	<u>50</u>

Selling and Distribution Expenses

For the year ended 31 December 2021, the selling and distribution expenses of the Group were RMB304.46 million, representing an increase of 61% as compared to last year, which was mainly attributable to the increase in the number of sales personnel by 33% as compared to the end of last year; the intensified promotion of Chanjet's brand, leading to the increase of the expenditure on sales promotion for cloud service business.



MANAGEMENT DISCUSSION AND ANALYSIS (CONTINUED)

Administrative Expenses

For the year ended 31 December 2021, the administrative expenses of the Group was RMB88.40 million, representing an increase of 35% as compared to last year, which was mainly attributable to the increase of RMB18.61 million in Long-term Incentive Scheme expenses that were included in administrative expenses.

Other Expenses

For the year ended 31 December 2021, other expenses of the Group were RMB26.64 million, mainly included a provision for impairment of RMB22.60 million made by the Group in respect of the investment in an associate of the Company, and an exchange loss of RMB3.45 million due to the exchange rate changes. The provision for impairment made by the Group on Chanjet Payment, an associate of the Company, which was mainly attributable to the relevant business transformation of Chanjet Payment based on the industry environment and development trend.

Income Tax Credit

For the year ended 31 December 2021, the income tax credit of the Group was RMB8.16 million, which was mainly the deferred income tax credit recognized for uncovered tax losses.

Loss/Profit Attributable to Owners of the Parent

For the year ended 31 December 2021, the loss attributable to owners of the parent of the Group was RMB185.07 million, and the profit attributable to the owners of the parent last year was RMB33.39 million.

MANAGEMENT DISCUSSION AND ANALYSIS (CONTINUED)

Liquidity

Condensed cash flow statement

	<u>For the year ended 31 December</u>		Change in amount <i>RMB'000</i>
	2021 <i>RMB'000</i>	2020 <i>RMB'000</i>	
Net cash flows (used in)/ from operating activities	(90,732)	90,516	(181,248)
Net cash flows from/(used in) investing activities	364,258	(214,761)	579,019
Net cash flows used in financing activities	(27,835)	(95,414)	67,579

Net cash flows used in/from operating activities

For the year ended 31 December 2021, net cash flows used in operating activities of the Group was RMB90.73 million, while net cash flows from operating activities of the Group was RMB90.52 million for the last year, which was mainly due to the increase in cash paid to and for the benefit of employees, contract operation costs prepaid by the Group for cloud service business and expenditure on sales promotion.

Net cash flows from/used in investing activities

For the year ended 31 December 2021, net cash flows from investing activities of the Group was RMB364.26 million, which was mainly due to the fact that some of the Group's time deposits matured during the Reporting Period.

Net cash flows used in financing activities

For the year ended 31 December 2021, net cash flows used in financing activities of the Group was RMB27.84 million, which was mainly due to the distribution of the 2020 final dividend during the Reporting Period and the payment of lease principal and interest under the application of "IFRS 16 – Lease".

MANAGEMENT DISCUSSION AND ANALYSIS (CONTINUED)

Capital Structure and Financial Resources

	As at 31 December	
	2021	2020
Cash and bank balances (<i>RMB'000</i>)	1,196,100	1,281,241
Current ratio	257%	513%
Gearing ratio	0%	0%

As at 31 December 2021, the cash and bank balances of the Group was RMB1,196.10 million (31 December 2020: RMB1,281.24 million). The decrease in cash and bank balances was mainly due to the increase in cash paid to and for the benefit of employees, contract operation costs prepaid by the Group for cloud service business and expenditure on sales promotion. Cash and bank balances of the Group was mainly denominated in RMB, with certain amount denominated in Hong Kong dollars and small amount denominated in United States dollars, details of composition of the currency form are set out in note 22 to the financial statements. Cash and bank balances of the Group was mainly used for business development and daily operations, acquisitions and capital expenditure, and dividend payments and so on. With stable cash inflows generated from the daily business operations, together with the proceeds raised from listing, the Group has sufficient resources for future development.

The Funds Management Policy of the Group is to maintain the continuity of funding and maintain an optimal capital structure to reduce the cost of capital and ensure the sustainable operation of the Group with an aim to provide returns for shareholders and benefits for other stakeholders.

The current ratio (calculated based on total current assets divided by total current liabilities) of the Group as at 31 December 2021 was 257% (31 December 2020: 513%). The decrease in current ratio was mainly due to the significant increase in current liabilities, which caused by the recognition of other payables of RMB141.18 million as a result of the Group's treasury share repurchase obligations arising from the implementation of the Employee Share Ownership Scheme and the increase in contract liabilities brought about by rising receipts in advance for cloud service business.

The Group had no borrowings and interest-bearing liabilities. As of 31 December 2021, the Group's gearing ratio was nil. Gearing ratio was calculated based on the net debt divided by total equity. Net debt was calculated as the total amount of interest-bearing liabilities less cash and bank balances.



MANAGEMENT DISCUSSION AND ANALYSIS (CONTINUED)

Capital Expenditure

For the year ended 31 December 2021, the capital expenditure of the Group mainly included: the additional expenditure on property, plant and equipment of RMB8.19 million (2020: RMB1.03 million); the additional expenditure on right-of-use assets (mainly refers to leased office buildings) of RMB2.32 million (2020: RMB1.05 million); and the additional expenditure on intangible assets of RMB0.55 million (2020: RMB0.49 million).

Contingent Liabilities

As at 31 December 2021 and 31 December 2020, the Group did not have any contingent liabilities, nor did it have any proposal on contingent liabilities issue.

Charges on Assets

As at 31 December 2021 and 31 December 2020, the Group did not have any charges on assets.

Significant Investments

During the Reporting Period, the Group did not have any significant investment. The Board did not approve any other major investment or plan on acquisition of capital assets as at the Latest Practicable Date.

Material Acquisition and Disposal of Subsidiaries, Associates and Joint Ventures

During the Reporting Period, the Group did not have any material acquisition and disposal in relation to subsidiaries, associates and joint ventures.



MANAGEMENT DISCUSSION AND ANALYSIS (CONTINUED)

The Impact of the Novel Coronavirus Pandemic on Business Operation

In 2021, the Chinese government firmly implemented the prevention and control strategy of “Defense of External Input and Internal Spread (外防輸入、內防擴散)”, continued to insist the Pandemic prevention policies and measures of the “dynamic zero-case” and “normalization”. The domestic Pandemic was characterized by multiple transmission chains, sporadic outbreaks and small-scale concentration, but there was no large-scale spread of the Pandemic, and the overall situation of the Pandemic was stable in the PRC. The sporadic outbreaks and small-scale concentration of the Pandemic had a short-term and periodical adverse impact on the offline promotion business of a small number of first-line offices of the Group. However, at the same time, the Pandemic has continuously prompted the MSEs to increase the demand for intelligent online operation. MSEs were increasingly accepting the Group’s SaaS cloud products, which accelerated the Group’s transformation into cloud service business. The Group has continuously improved the SaaS cloud product layout, strengthened social media and online marketing, and continued to reinforce ecological cooperation and channel coverage layout by strategically increasing resource investment in cloud service business, so as to mitigate the short-term and periodical adverse impact of the Pandemic. With funds generated from previous operating activities and stable cash inflows generated from daily business operations, the Group had relatively sufficient working capital and was in good condition in terms of current assets. The management concluded that during the Reporting Period, the Pandemic had no significant adverse impact on the Group’s business through a comprehensive assessment.

Foreign Exchange Fluctuation Risks

The Group conducted its domestic business primarily in RMB, which was also its functional currency. Chanjet U.S., a subsidiary of the Company, settled in US dollars. No currency hedging arrangement has been made by the Group. The Group, mainly through closely focusing on the foreign exchange fluctuation, conducted foreign exchange settlement and foreign exchange for the balance of proceeds raised when appropriate to alleviate foreign exchange fluctuation risks.

Interest Rate Risks

The Group did not assume any debt obligations with a floating interest rate, and thus there was no interest rate risk related to the Group.



MANAGEMENT DISCUSSION AND ANALYSIS (CONTINUED)

Significant Events after the Reporting Period

As of 31 December 2021, the Company's audited undistributed profit was RMB-137,695,407, and the Company's audited statutory surplus reserve was RMB76,373,544. In order to reduce the accumulated losses of the Company and at the same time to increase the possibility of successfully implementing the Company's profit distribution policy in the future, in accordance with the Company Law of the People's Republic of China, the Articles of Association and relevant accounting policies, on 18 March 2022, the Board proposed to make up for part of the accumulated losses with the statutory surplus reserve, with a total amount of RMB76,373,544. After the losses were made up for, the accumulated losses of the Company would reduce to RMB61,321,863, the statutory surplus reserve balance of the Company would reduce to 0, and the undistributed profit of the Company would be RMB-61,321,863. The proposal is subject to be considered and approved by the general meeting of the Company.

Save as disclosed above, as at the approval date of this report, the Group had no significant events after the Reporting Period which need to be disclosed.



BIOGRAPHIES OF DIRECTORS, SUPERVISORS AND SENIOR MANAGEMENT

DIRECTORS

Non-executive Directors

Mr. Wang Wenjing (王文京), aged 57, has been the Chairman of the Board and a non-executive Director since 19 March 2010. He is primarily responsible for providing guidance and supervision regarding the business and operation of our Group. Mr. Wang is one of the co-founders of Yonyou, which is the controlling Shareholder. He has over 30 years of working experience in the PRC software industry and has extensive experience in corporate management and business operation. Mr. Wang served as the Chairman of the Board of Yonyou since December 1988. Mr. Wang has been the Chairman of the Board of Yonyou Auto since July 2010, the Chairman of the Board of Yonyou Fintech since May 2012, the Chairman of the Board of Seentao Technology from June 2015 to January 2018 and from October 2019 to January 2021, and has only been a director of Seentao Technology since January 2021. Mr. Wang was elected as a member of the 9th, 10th, 11th and 12th session of the NPC for a term from March 1998 to March 2018 and served as the vice chairman of the 10th All-China Federation of Industry & Commerce (中華全國工商業聯合會). Mr. Wang is currently the vice chairman of the Internet Society of China (中國互聯網協會), China Enterprise Confederation (中國企業聯合會), China Enterprise Directors Association (中國企業家協會), Zhongguancun Digital Economic Industry Alliance (中關村數字經濟產業聯盟) and Beijing Software and Information Service Industry Association (北京軟件和信息服務業協會). Mr. Wang graduated from Jiangxi University of Finance and Economics (formerly known as Jiangxi College of Finance and Economics) with a bachelor's degree in economics in July 1983.

Mr. Wu Zhengping (吳政平), aged 57, has been a non-executive Director since 19 March 2010. He is primarily responsible for providing strategic advice to the business and operation of the Group. He has over 25 years of working experience in the PRC software industry and has extensive experience in corporate management and business operation. Mr. Wu worked for China Building Materials Academy (中國建築材料科學研究總院) from August 1983 to May 1992, and he has been a director of Yonyou since 1992. Mr. Wu has also been a director of Yonyou Fintech since May 2012 and a director of Yonyou Auto since June 2015. Mr. Wu was a member of the 6th and 7th sessions of the Chinese People's Political Consultative Conference of Haidian District, Beijing from January 1999 to December 2006. Mr. Wu graduated from China Europe International Business School with a master's degree in business administration in September 2007.



BIOGRAPHIES OF DIRECTORS, SUPERVISORS AND SENIOR MANAGEMENT (CONTINUED)

Executive Director

Mr. Yang Yuchun (楊雨春), aged 49, has been the President since 9 January 2017 and an executive Director since 18 May 2017. He is mainly responsible for the overall management of business operation of the Group. Mr. Yang has over 20 years of working experience in the PRC software industry. Mr. Yang joined Yonyou in August 1997, where he has served different positions at the financial accounting software development department, product management headquarter and small-scale management software department. Mr. Yang was the vice president of the Company and the general manager of the Company's research and development center from March 2010 to August 2012. From August 2012 to December 2013, Mr. Yang was the senior vice president of the Company, while he continued to serve as the general manager for the research and development center during the period, served as the executive director and manager of Chanjet Yunhui since April 2019 and served as the director and CEO of Chanjet U.S. since March 2020. Mr. Yang served as both the assistant president of Yonyou as well as the general manager of Yonyou's business planning and development department from January 2014 to January 2016. From January 2016 to January 2017, he served as the vice president of Yonyou and continued to serve as the general manager of Yonyou's business planning and development department. Mr. Yang graduated from Shi Jia Zhuang University of Economics in July 1996 and obtained his bachelor's degree in economics. He graduated from Peking University in July 2003 and obtained a bachelor's degree in management. Later, he obtained his EMBA from Guanghua School of Management at Peking University in July 2012.

Independent Non-executive Directors

Mr. Chen, Kevin Chien-wen (陳建文), aged 67, has been an independent non-executive Director since 8 September 2011. He is primarily responsible for providing independent opinion and judgment to our Board, particularly with regard to the financial aspects of our Group. Mr. Chen has been a professor in accounting since July 1999 and head of Department of Accounting of the Hong Kong University of Science and Technology from July 2007 to June 2016 and was reappointed from August 2017 to July 2020. Mr. Chen has been an independent non-executive director of Landsea Green Life Service Company Limited, a company listed on the Hong Kong Stock Exchange (Stock Code: 1965), since June 2021. In addition, he served as a member of the Review Panel of the Financial Reporting Council of Hong Kong. Mr. Chen graduated from the University of Illinois at Urbana-Champaign with a PhD degree in accounting in May 1985. Mr. Chen passed the examination for Chartered Accountant of Taiwan in August 1976.



BIOGRAPHIES OF DIRECTORS, SUPERVISORS AND SENIOR MANAGEMENT (CONTINUED)

Mr. Lau, Chun Fai Douglas (劉俊輝), aged 49, has been an independent non-executive Director since 8 September 2011. He is primarily responsible for providing independent opinion and judgment to the Board, particularly with regard to the financial aspects of the Group. Mr. Lau joined Ernst & Young in March 1993 and served as an audit partner of Ernst & Young from July 2004 to June 2009. He then served as the regional director of Greater China of The Institute of Chartered Accountants in England and Wales from November 2010 to September 2012. Mr. Lau has been serving as an independent non-executive director of Ausnutria Dairy Corporation Ltd, a company listed on the Hong Kong Stock Exchange (Stock Code: 1717), since January 2015 and an independent non-executive director of GME Group Holdings Limited, a company listed on the Hong Kong Stock Exchange (Stock Code: 8188), since February 2017. Mr. Lau graduated from the University of New South Wales in Sydney, Australia with a bachelor degree of Commerce in accounting and finance in October 1993. He is a fellow member of the Hong Kong Institute of Certified Public Accountants, a member of the Institute of Chartered Accountants in England and Wales, a member of the Australian Society of Certified Practising Accountants and a member of the Institute of Chartered Accountants in Australia.

Mr. Chen Shuning (陳淑宁), aged 58, has been an independent non-executive Director since 8 September 2017. He is primarily responsible for providing independent opinion and judgment to the Board. Mr. Chen has over 30 years of working experience in the PRC software industry. Mr. Chen joined Great Wall Computer Group Co., Ltd (長城計算機公司) in 1989, founded VancelInfo Technologies Inc (文思創新軟件技術有限公司) in 1995, where he served as the chief executive officer till 2012 and subsequently served as the Chairman of the Board till 2015. Mr. Chen founded Beijing Chinasoft Cyber-Chinese Information Technology Company Ltd. (北京中軟賽博中文信息技術有限責任公司) (the predecessor of Chinasoft International Limited) in 1996, where he served as the chief technology officer till 2001. Mr. Chen joined Sequoia Broadband Cross-border Digital Fund (紅杉寬帶跨境數字基金) in 2016 and has served as a managing partner ever since. Mr. Chen obtained his bachelor's degree in engineering from Tsinghua University in June 1986 and obtained his master's degree in engineering from Huazhong Polytechniques University (華中理工大學) (currently known as Huazhong University of Science and Technology (華中科技大學)) in June 1989.

BIOGRAPHIES OF DIRECTORS, SUPERVISORS AND SENIOR MANAGEMENT (CONTINUED)

SUPERVISORS

Mr. Guo Xinping (郭新平), aged 58, has been the Chairman of the Supervisory Committee and a shareholder representative Supervisor since 8 September 2011. Mr. Guo worked for MOF from August 1985 to July 1989, and has been a director of Yonyou from November 1999, the Chairman of the Supervisory Committee of Yonyou Auto since June 2015, and a director of Yonyou Fintech since May 2016. Mr. Guo served as an independent non-executive director of CCID Consulting Company Limited (賽迪顧問股份有限公司), a company listed on the Hong Kong Stock Exchange (Stock Code: 2176) from May 2002 to January 2022. He has been an independent director of Glodon Company Limited (廣聯達科技股份有限公司), a company listed on the Shenzhen Stock Exchange (Stock Code: 002410), since April 2017. Mr. Guo graduated from The Hong Kong University of Science and Technology with a master's degree in business administration in November 2007. He is a senior accountant recognized by the Personnel Department of Hubei Province in January 1998.

Mr. Xu Zhoujin (徐洲金), aged 48, has been a member of the Supervisory Committee and a shareholder representative Supervisor since 8 September 2020. Mr. Xu joined Yonyou in April 2020, where he has been serving as the executive vice president and the chief financial officer of Yonyou since July 2020. Prior to joining Yonyou, Mr. Xu worked for HNA Group Company Limited or its subsidiaries from July 1997 to April 2020. Mr. Xu graduated from the Central University of Finance and Economics with a bachelor's degree in economics in July 1997. He was recognised as a senior accountant by the Hainan Province Human Resources and Social Insurance Bureau in March 2016.

Mr. Ruan Guangli (阮光立), aged 74, has been a member of the Supervisory Committee and an independent Supervisor since 27 April 2014. Mr. Ruan served as the head of production and finance department and deputy head of finance bureau of China National Nuclear Company (中國核工業總公司) (later reorganized as China National Nuclear Corporation (中國核工業集團公司)) from April 1988 to July 1999 as well as the director of finance and audit department and then finance and accounting department at China National Nuclear Corporation from July 1999 to March 2008. Mr. Ruan retired in March 2008 and was rehired as an executive commissioner of science and technology committee at China National Nuclear Corporation from 2008 to 2015. Mr. Ruan has also been a supervisor of Seentao Technology since June 2015. Mr. Ruan graduated from Fudan University majoring in industry economics in July 1976. He is a senior accountant recognized by the human resources bureau of China National Nuclear Company in December 1994. Mr. Ruan also received the special government allowance from the State Council in 2007.

BIOGRAPHIES OF DIRECTORS, SUPERVISORS AND SENIOR MANAGEMENT (CONTINUED)

Mr. Ma Yongyi (馬永義), aged 57, has been a member of the Supervisory Committee and an independent Supervisor since 27 April 2014. Mr. Ma has been working successively as the director of the distance education centre, the director of the academic department and the director of teacher management committee of Beijing National Accounting Institute (北京國家會計學院) since February 2004. He was an independent director of Zhejiang DUNAN Artificial Environment Co., LTD (浙江盾安人工環境股份有限公司), a company listed on the Shenzhen Stock Exchange (Stock Code: 002011) from April 2016 to April 2020, an independent director of Beijing Spaceflight Hongtu Information Technology Co., LTD (北京航天宏圖信息技術股份有限公司), a company listed on the Shanghai Stock Exchange (Stock Code: 688066) since May 2017, an external supervisor of China Development Bank Financial Leasing Co., Ltd. (國銀金融租賃股份有限公司), a company listed on the Hong Kong Stock Exchange (Stock Code: 1606) since February 2018 and an independent non-executive director of Ever Sunshine Lifestyle Services Group Limited (永升生活服務集團有限公司), a company listed on the Hong Kong Stock Exchange (Stock Code: 1995) since November 2018, an independent director of Yunnan Jinggu Forestry Co., LTD (雲南景谷林業股份有限公司), a company listed on the Shanghai Stock Exchange (Stock Code: 600265) from February 2019 to December 2020 and an independent director of Glodon Company Limited (廣聯達科技股份有限公司), a company listed on the Shenzhen Stock Exchange (Stock Code: 002410) since April 2020. Mr. Ma has been granted recognition of professor by the MOF since October 2009. He has also been a director of the Accounting Society of China (中國會計學會) since March 2014. Mr. Ma obtained a PhD degree in management from Central University of Finance and Economics (中央財經大學) in July 2003.

Ms. Ren Jie (任潔), aged 43, has been a member of the Supervisory Committee and an employee representative Supervisor since 20 April 2018. Ms. Ren joined the Group in May 2013 and has been engaged in the human resources related work. She served as the recruitment manager and the human resources business partner (HRBP) of the human resources department of the Company from May 2013 to December 2015 and from January 2016 to December 2017, respectively, and has served at the human and administration department of the Company since January 2018. Prior to joining the Group, Ms. Ren served as a mental health teacher at Hebei Shacheng Middle School (河北沙城中學) from July 2004 to June 2005, the chief of human resources at Yangguang Xinling Education Technology Co., Ltd. (陽光心靈教育科技有限公司) from July 2005 to June 2008, a human resources manager at Talenty International Education (蓋倫國際教育) from July 2008 to March 2011 and a project manager and headhunter consultant at Beijing Wen Hui Yong Ye Management Consultancy Co., Ltd. (北京文輝永業管理諮詢有限公司) from April 2011 to May 2013. Ms. Ren Jie obtained her bachelor's degree in science from Harbin Normal University (哈爾濱師範大學) in July 2004.



BIOGRAPHIES OF DIRECTORS, SUPERVISORS AND SENIOR MANAGEMENT (CONTINUED)

Ms. Xia Yuhan (夏玉陰), aged 42, has been a member of the Supervisory Committee and an employee representative Supervisor since 8 September 2020. Ms. Xia joined the Group in December 2011 and has been engaged in human resources related work. She served as an officer of the human resources department from December 2011 to December 2013, the training and corporate culture manager of the human resources department from January 2014 to February 2017, the human resources general manager of the human resources administration department from December 2018 to December 2019, the human resources business partner (HRBP) of the human resources administration department from December 2019 to December 2021, and has been serving as the manager of the human resources department since January 2022 to present. Ms. Xia graduated from Beihang University (北京航空航天大學) in September 2017 and obtained a bachelor's degree in management.

SENIOR MANAGEMENT

Mr. Yang Yuchun (楊雨春), for details of Mr. Yang please refer to the biographies set out in the “Executive Director” of this section.

Mr. Sun Guoping (孫國平), aged 53, has been a senior vice president of the Company since 8 September 2011. At present, he is primarily responsible for the channel operations centre of the Group. Mr. Sun joined Yonyou in March 1995 and served as various positions including general manager of Yonyou Hangzhou branch from December 1997 to December 2001, manager of the financial management department (財務通業務部) of Yonyou from January 2002 to December 2004, deputy general manager and sales manager of the small management software department of Yonyou from January 2005 to December 2006, deputy general manager of the small management software department and assistant president of Yonyou from January 2007 to December 2009. Mr. Sun joined our Group on 19 March 2010 and served as our vice president from 19 March 2010 to 7 September 2010. Mr. Sun graduated from Beijing Union University majoring in computer science in July 1990 and China Europe International Business School with a master's degree in business administration in October 2011.

Ms. Gao Jin (高瑾), aged 49, has been a senior vice president and the chief financial officer of the Company since 28 May 2018. She is primarily responsible for the overall planning, budgetary and financial affairs of the Group. Ms. Gao worked as a senior auditor at Ernst & Young Hua Ming from August 1997 to September 2002. Ms. Gao joined Yonyou as the financial manager of the North China Division in October 2002; she served as the chief financial officer of Beijing Yonyou Government Affairs Software Limited (北京用友政務軟件有限公司) (currently known as Beijing Yonyou Government Affairs Software Co., Ltd., hereinafter referred to as “**Yonyou Government Affairs**”) from August 2004 to May 2007; she served as the chief financial officer of Beijing Wecoo E-Commerce Limited (北京偉庫電子商務科技有限公司) from June 2007 to December 2011; she served as the deputy general manager of the financial department of Yonyou from January 2012 to June 2012; she served as a senior vice president and the chief financial officer of Yonyou Government Affairs from July 2012 to April 2018. Ms. Gao graduated from Beijing Institute of Business (currently known as Beijing Technology and Business University) with a bachelor's degree in economics in June 1997.



BIOGRAPHIES OF DIRECTORS, SUPERVISORS AND SENIOR MANAGEMENT (CONTINUED)

Ms. Zhang Hong (張紅), aged 46, has been a senior vice president of the Company since 23 March 2018. She is primarily responsible for overall product planning of the Company. Ms. Zhang Hong served as an engineer of the information department of Beijing Urban-Rural Trade Centre (北京城鄉貿易中心) from September 1996 to August 1998, and the product director of Beijing Sinovatech Network Technology Co., Ltd. (北京炎黃新星網絡科技有限公司) from December 1999 to February 2003, the product director of the northern region of Zhuhai Wanjiada Technology Co., Ltd. (珠海萬佳達科技有限公司) from February 2003 to September 2005. Ms. Zhang Hong joined Yonyou in October 2005 and served as the product manager of the product management department under the small management software division of Yonyou from October 2005 to December 2007, and then as the department manager of the product management department under the small management software division of Yonyou from January 2008 to December 2009. Ms. Zhang joined the Group on 19 March 2010 and has been the product director of the Company since March 2010. She served as the vice president of the Company from 2 February 2015 to 23 March 2018. Ms. Zhang Hong graduated from China Europe International Business School with a master's degree in business administration in July 2017.

Mr. Liu Zhidong (劉志東), aged 43, has been a senior vice president of the Company since March 2020. At present, he is primarily responsible for promoting the business of the channel operations centre of the Company. Mr. Liu joined Changsha Yonyou Software Development Co., Ltd. (長沙用友軟件開發有限公司) as the manager of the management department of its subsidiary and branch in September 2002, and served as the manager of the channel marketing department of Yonyou Hunan Branch from March 2004 to January 2005. He was transferred to the small management software division of Yonyou in January 2005 and held various positions successively. Mr. Liu served as the general manager of the Company's Hunan representative office from March 2010 to January 2012, the general manager of the Company's Central China Division from January 2012 to January 2015, the assistant president of the Company and the general manager of the Central China Division from January 2015 to January 2016, the assistant president of the Company and the general manager of the West China Division from January 2016 to January 2017, and the vice president of the Company from March 2017 to March 2020. Mr. Liu graduated from business administration department of Hunan University of Commerce (now known as Hunan University of Technology and Business) with a bachelor's degree in management in June 2001.



BIOGRAPHIES OF DIRECTORS, SUPERVISORS AND SENIOR MANAGEMENT (CONTINUED)

Ms. Xiong Xiaoxiao (熊瀟瀟), aged 40, has been a senior vice president of the Company since 18 March 2022. At present, she is primarily responsible for the work of the user growth centre and the user operations centre of the Company. Ms. Xiong worked at the department of training of Beijing Huicong Network Technology Co., Ltd. (北京慧聰網絡技術有限公司) from July 2004 to January 2005. Ms. Xiong joined Yonyou in August 2005, and successively served as the department manager of the small business unit service department, the department manager of the department of service and development and the department manager of the department of customer management. Ms. Xiong joined the Company in April 2010 and successively served as the department manager of the department of service and development, the department manager of the department of service management, the department manager of service support headquarters administration department and the department manager of the department of customer support and served as the assistant president from January 2017 to March 2019 and a vice president of the Company from March 2019 to March 2022, primarily responsible for the user service centre and the user operations centre of the Company. Ms. Xiong graduated from Beijing Forestry University in July 2004 with a bachelor's degree of management and graduated from Beijing Normal University in June 2016 with a master's degree of business administration.

Mr. Wang Xuejun (王學軍), aged 46, has been a vice president of the Company since 23 March 2018. At present, he is primarily responsible for the T+ business unit of the Company. Mr. Wang joined Yonyou as the implementation director of the Central and Southern China Division of Yonyou U8 in June 2005 and joined the small management software department of Yonyou as the support director in January 2008. He held various positions in the Company, including the general manager of the small-sized enterprise division and the general manager of T+ business of the Company from March 2010 to December 2015, the director of strategic cooperation of the Company from January 2016 to June 2017, the general manager of the Cloud Operation Centre of the Company from July 2017 to December 2017, the general manager of the cloud-based financial operation centre of the Company from January 2018 to December 2018, and he was successively responsible for ecological cooperation and operation, Good Business (好生意) development and channels capacity development from January 2019 to December 2020. Mr. Wang obtained master's degree in management from The Australian National University.

BIOGRAPHIES OF DIRECTORS, SUPERVISORS AND SENIOR MANAGEMENT (CONTINUED)

Mr. Liu Shuwei (劉書偉), aged 42, has been a vice president of the Company since 27 March 2020. He is mainly responsible for channel marketing. Mr. Liu worked at the Baoji Yiyou Software Co., Ltd. (寶雞市益友軟件有限責任公司) from March 2001 to December 2005. Mr. Liu joined Yonyou in January 2006, and successively served as the first line employee of the small business unit in Northwest District and the first line department manager of the small business unit in Shaanxi-Ningxia Office. Mr. Liu joined the Company in April 2010 and served as the department manager of Shaanxi-Ningxia Office from April 2010 to February 2014, the department manager of the department of Sales and Management from March 2014 to December 2014, the department manager of the department of Organization and Sales and Management from January to December 2015, the general manager for the management department of Beijing-Tianjin-Hebei Division from January to December 2016, the assistant president and the general manager of the management department of the North China Division from January 2017 to December 2018, the general manager of the management department of the Southwest China Division from January to December 2019, and the general manager of the management department of the West China Division from January to December 2020 and was responsible for T+ business unit from January to December 2021. Mr. Liu graduated from Xi'an University of Technology with a college degree in financial accounting and computerization in July 2002.

Mr. Xiao Mingxiao (肖明曉), aged 42, has been a vice president of the Company since 27 March 2020, mainly responsible for channel marketing. Mr. Xiao joined Yonyou in July 2001, and successively served as the U8 Consulting Implementation Project Manager of the Jinan Branch of Yonyou, Senior Support Manager and Senior Channel Manager of Yonyou Small Management Software Division. Mr. Xiao joined the Company in April 2010, and served as the department manager of Qingdao Office, Jinan Office and Shandong Representative Office from February 2011 to December 2015, respectively, the manager of the management department of the Central China Division from January to December 2016, the assistant president and the general manager of the management department of the Central China Division from January to December 2017 and the general manager of the management department of East China Division from January 2018 to December 2020, and was responsible for channel business development from January to December 2021. Mr. Xiao graduated from Shandong University of Finance and Economics with a bachelor's degree in management in September 2007.

Mr. Wang Yunbo (王雲波), aged 43, has been a vice president of the Company since 30 June 2020. He is mainly responsible for research and development centre of the Company. He joined Yonyou in July 2001, and worked successively in various departments such as NC product department (NC產品本部), NC industry development department (NC行業開發部), U8 cloud business department (U8 cloud事業部) and YonSuite business department (YonSuite事業部). He joined the Company in March 2020, served as a assistant general manager of research and development centre, a general manager of research and development centre since June 2020. Mr. Wang Yunbo graduated from Northeastern University in July 2001 with a bachelor's degree in management.



BIOGRAPHIES OF DIRECTORS, SUPERVISORS AND SENIOR MANAGEMENT (CONTINUED)

Ms. Bao Jie (鮑潔), aged 42, has been the secretary to the Board and the joint company secretary of the Company since 14 September 2021. She is primarily responsible for organizing Board meetings and Shareholders' meetings, investor relations, information disclosure and general compliance work. Ms. Bao joined the Company since August 2014 as the manager of the securities department. Prior to joining the Company, Ms. Bao worked in China National Materials Group Corporation (中國中材集團有限公司) from July 2002 to August 2007, and served as the deputy director of the office of the board of directors of China National Materials Company Limited (中國中材股份有限公司) from August 2007 to August 2014. Ms. Bao graduated from Renmin University of China in July 2002 with a bachelor's degree in history.

Mr. Jiang Peng (江鵬), aged 40, has been a vice president of the Company since 18 March 2022. He is mainly responsible for human resources system construction, corporate governance and administrative work of the Company. Mr. Jiang joined Yonyou in October 2009 and successively served as sales manager of Yonyou Beijing Branch, secretary of chairman and senior human resources manager of human resources department of Yonyou. Mr. Jiang joined the Company in January 2018 and has served as human resources administrative director since then and an assistant president from January 2019 to March 2022. Mr. Jiang has studied electronic information engineering at University of Science and Technology Beijing and business management at The Robert Gordon University.

JOINT COMPANY SECRETARIES

Mr. You Hongtao (尤宏濤) was appointed as the joint company secretary on 15 November 2011, and has resigned as the secretary to the Board, joint company secretary and vice president of the Company on 14 September 2021. After consideration and approval by the Board and the Nomination Committee, **Ms. Bao Jie (鮑潔)** began to serve as the secretary to the Board and joint company secretary of the Company on 14 September 2021 to replace Mr. You Hongtao. For Ms. Bao Jie's biographical details, please refer to the biographies set out in the "SENIOR MANAGEMENT" of this section.

Dr. Ngai Wai Fung (魏偉峰), aged 60, was appointed as a joint company secretary of our Company on 15 November 2011. Dr. Ngai currently is the director of SWCS Corporate Services Group (Hong Kong) Limited and chief executive officer of the group. Dr. Ngai has over 30 years of professional practice and senior management experience including acting as the executive director, chief financial officer and company secretary, most of which are in the areas of finance, accounting, internal control, risk management and regulatory compliance, corporate governance and company secretarial work for listed issuers including major red chip companies. Dr. Ngai is a fellow of The Hong Kong Chartered Governance Institute (formerly known as The Hong Kong Institute of Chartered Secretaries), a fellow of The Chartered Governance Institute (formerly known as The Institute of Chartered Secretaries and Administrators), a member of The Hong Kong Institute of Certified Public Accountants, a fellow of The Association of Chartered Certified Accountants in the United Kingdom and a member of The Chartered Institute of Arbitrators. Dr. Ngai holds a master's degree in business administration from Andrews University of the United States, a bachelor's degree (Honours) in Law from the University of Wolverhampton, the United Kingdom, a master's degree in corporate finance from the Hong Kong Polytechnic University and a doctorate degree of economics (majoring in finance) from the Shanghai University of Finance and Economics.



REPORT OF DIRECTORS

The Board hereby presents the annual report for the year ended 31 December 2021, together with the audited consolidated financial statements of the Group for the year ended 31 December 2021.

PRINCIPAL OPERATIONS

The principal business of the Group is to provide platform services, application services, value-added data-based services for MSEs in the PRC, with a focus on financial and business management cloud services. Details of businesses of the major subsidiaries of the Company are set out in note 1 to the financial statements.

RESULTS

The results of the Group for the year ended 31 December 2021 and the financial information of the Group as at 31 December 2021 are set out in the audited consolidated financial statements of this report.

BUSINESS REVIEW

Business review during the Reporting Period and discussion on the future business development of the Group are set out in the Chairman's Statement and the Management Discussion and Analysis of this annual report. Description of principal risks and uncertainties that the Group may be confronted with and the policy responses and potential opportunities of the Group are set out in the "Major Risks and Uncertainties" of the Management Discussion and Analysis and in "PROSPECT" of the Chairman's Statement, while financial risk management objectives and policies of our Group are set out in the note 37 to the financial statements. The significant events of the Group after the Reporting Period and performance analysis of the Group within the year based on key financial performance indicators are set out in the Management Discussion and Analysis. Policy and performance in relation to environmental protection of the Group are contained in this Report of Directors and the 2021 Environmental, Social and Governance Report to be published by the Company. Information related to investor relationship are set out in the Corporate Governance Report, and compliance with relevant laws and regulations that have a significant impact on the Group are set out in this Report of Directors. Explanation on the relationship between the Company and its employees, customers, suppliers and those who have a significant impact on the Company are set out in the "EMPLOYEE AND ORGANIZATION GUARANTEE", "REMUNERATION POLICY", "PENSION SCHEME", "EMPLOYEE TRUST BENEFIT SCHEME", "LONG-TERM EMPLOYEE INCENTIVE POINT SCHEME", "EMPLOYEE SHARE OWNERSHIP SCHEME", "LONG-TERM INCENTIVE BONUS SCHEME" and "MAJOR CLIENTS AND SUPPLIERS" of this Report of Directors as well as the 2021 Environmental, Social and Governance Report to be published by the Company.

REPORT OF DIRECTORS (CONTINUED)

SHARE CAPITAL, ISSUE OF NEW SHARES AND DEBENTURES

The share capital structure of the Company as at 31 December 2021 is as follows:

Class of Shares	Number of Shares	Approximate percentage of the total issued share capital
Domestic Shares	243,272,499	74.68%
H Shares	<u>82,500,000</u>	<u>25.32%</u>
Total	<u><u>325,772,499</u></u>	<u><u>100%</u></u>

In 2021, the Company added a total of 108,590,833 Shares. Details are as follows:

Based on the positive expectations on the future development of the Company, and with reference to the operation and overall financial performance of the Company, on 18 August 2021, the Board proposed the Capitalization Issue so as to enhance the overall and long-term interests of the Shareholders. On 27 September 2021, the Company held an extraordinary general meeting, at which the plan of capital reserve capitalization was passed for Capitalization Issue on the basis of five (5) capitalization shares for every ten (10) Shares by way of capitalization of capital reserve to all the Shareholders, representing a total increase of 108,590,833 Shares comprising of 81,090,833 new Domestic Shares and 27,500,000 new H Shares based on the Company's total share capital of 217,181,666 Shares comprising of 162,181,666 Domestic Shares and 55,000,000 H Shares on 11 October 2021. Upon completion of above capital reserve capitalization, the total issued Shares of the Company will increase to 325,772,499 Shares (comprising 243,272,499 Domestic Shares and 82,500,000 H Shares).

Pursuant to the plan of capital reserve capitalization above, the Company completed the issue of 81,090,833 Domestic Shares with a nominal value of RMB1.0 each and 27,500,000 H Shares with a nominal value of RMB1.0 each on 12 October 2021 and 22 October 2021. For details of the plan of capital reserve capitalization, please refer to the announcements of the Company dated 18 August 2021 and 27 September 2021, and the circular of the Company dated 9 September 2021.

Save as disclosed above, the Company did not issue any new shares or debentures for the year ended 31 December 2021.

REPORT OF DIRECTORS (CONTINUED)

DIVIDEND POLICY AND DIVIDENDS

Reference is made to the announcement of the Company dated 15 March 2019, in relation to the adoption of dividend policy as approved by the Board on 15 March 2019. The payment of the dividend by the Company shall be subject to the Company Law, the Listing Rules, the Articles of Association and any restrictions under any other applicable laws, rules and regulations. The Company shall seek opinions of the shareholders of the Company, in particular, the minority shareholders, and independent non-executive Directors as sufficiently as possible, prioritize a reasonable return to the investors while giving full consideration to the sustainable development of the Company. In deciding whether to propose a dividend and in determining the dividend amount, the Company shall mainly take into account, inter alia:

- (1) the Group's operating conditions and market environment;
- (2) the Group's general financial position;
- (3) the actual and future operating and liquidity capital of the Group;
- (4) after-tax profit and the distributable profits of the Company and the Group;
- (5) the Group's development plans and expected working capital requirements;
- (6) the expectations of the Shareholders and investors of the Company and the industry practices;
- (7) the continuity and stability of the dividend distribution policy; and
- (8) any other factors that the Board of the Company deems appropriate.

The Board did not recommend the distribution of a final dividend for the year ended 31 December 2021 (2020: RMB0.08 per share (tax inclusive) with a total of approximately RMB17.37 million).

During the Reporting Period, there is no arrangement made by any Shareholder on waiving or agreeing to waive any dividends.



REPORT OF DIRECTORS (CONTINUED)

TAXATION

As stipulated by the Notice on Issues relating to Enterprise Income Tax Withholding over Dividends Distributable to Their H-share Shareholders who are Overseas Non-resident Enterprises by Chinese Resident Enterprises (Guoshuihan [2008] No. 897) (《關於中國居民企業向境外H股非居民企業股東派發股息代扣代繳企業所得稅有關問題的通知》(國稅函[2008]897號)) published by the State Administration of Taxation, when Chinese resident enterprises distribute annual dividends for the year 2008 and years thereafter to their H-share shareholders who are overseas non-resident enterprises, enterprise income tax shall be withheld at a uniform rate of 10%. According to this, the Company is required to withhold corporate income tax at the rate of 10% before distributing the final dividend to overseas non-resident enterprise Shareholders as appeared on the H Share register of members of the Company. Any shares registered in the name of the non-individual registered Shareholders, including HKSCC Nominees Limited, other nominees, trustees or other groups and organizations, will be treated as being held by non-resident enterprise shareholders and therefore their dividends receivables will be subject to the withholding of the corporate income tax.

Pursuant to the applicable provisions of the PRC Individual Income Tax Law (《中華人民共和國個人所得稅法》) and its implementation regulations and provisions relating to the Announcement of the State Administration of Taxation in relation to the Administrative Measures on Preferential Treatment Entitled by Non-residential Taxpayers under Tax Treaties (Announcement issued by State Administration of Taxation 2019 No. 35) (《國家稅務總局關於發佈〈非居民納稅人享受協定待遇管理辦法〉的公告》(國家稅務總局公告2019年第35號)) (“**Notice of Tax Treaty**”), the Company will implement the following arrangements in relation to the withholding of individual income tax for the individual shareholders of H Shares:

For individual shareholders of H Shares who are Hong Kong or Macau residents or whose country (region) of domicile is a country (region) which has entered into a tax treaty with the PRC stipulating a tax rate of 10%, the Company will withhold individual income tax at the rate of 10% on behalf of the individual shareholders of H Shares in the distribution of final dividend;



REPORT OF DIRECTORS (CONTINUED)

For individual holders of H Shares whose country (region) of domicile is a country (region) which has entered into a tax treaty with the PRC stipulating a tax rate of less than 10%, the relevant shareholders shall file, report according to the provisions of the Notice of Tax Treaty and enjoy treaty benefits as well as retain the relevant materials for future reference. If the information submitted is complete, the Company will withhold and pay individual income tax in accordance with the provisions of PRC tax laws and the Notice of Tax Treaty. If the relevant individual H Shareholders do not submit the information or the information submitted is not complete, the Company will withhold and pay individual income tax for individual holders of H Shares at a tax rate of 10%;

For individual holders of H Shares whose country (region) of domicile is a country (region) which has entered into a tax treaty with the PRC stipulating a tax rate of over 10% but less than 20%, the Company shall withhold individual income tax at the agreed actual rate in accordance with the relevant tax treaty on behalf of such individual shareholders of H Shares in the distribution of final dividend; and

For individual holders of H Shares whose country (region) of domicile is a country (region) which has entered into a tax treaty with the PRC stipulating a tax rate of 20%, or which has not entered into any tax agreement with China, or otherwise, the Company shall withhold the individual income tax at a rate of 20% on behalf of such individual shareholders of H Shares in the distribution of final dividend.

The Company will implement the above-mentioned arrangements in relation to the withholding of individual income tax for the individual shareholders of H Shares, subject to arrangements as otherwise required by tax authorities.

PUBLIC FLOAT

As at the Latest Practicable Date, based on the available public information of the Company, so far as the Directors are aware of, the Company has met the requirements of public float under the Rule 8.08 of the Listing Rules.

REPORT OF DIRECTORS (CONTINUED)

DIRECTORS AND SUPERVISORS

The table below sets out certain information of Directors and Supervisors during the Reporting Period and as at the Latest Practicable Date:

Name	Position
Wang Wenjing (王文京)	Chairman, non-executive Director
Wu Zhengping (吳政平)	Non-executive Director
Yang Yuchun (楊雨春)	Executive Director, President
Chen, Kevin Chien-wen (陳建文)	Independent non-executive Director
Lau, Chun Fai Douglas (劉俊輝)	Independent non-executive Director
Chen Shuning (陳淑寧)	Independent non-executive Director
Guo Xinping (郭新平)	Chairman of the Supervisory Committee, Shareholder representative Supervisor
Xu Zhoujin (徐洲金)	Shareholder representative Supervisor
Ruan Guangli (阮光立)	Independent Supervisor
Ma Yongyi (馬永義)	Independent Supervisor
Ren Jie (任潔)	Employee representative Supervisor
Xia Yuhan (夏玉晗)	Employee representative Supervisor

The personal information of Directors and Supervisors is set out in the section headed "BIOGRAPHIES OF DIRECTORS, SUPERVISORS AND SENIOR MANAGEMENT".

REPORT OF DIRECTORS (CONTINUED)

DISCLOSURE OF INTERESTS

Interests and short positions of Directors, Supervisors and the chief executive in the Shares, underlying Shares and debentures of the Company and its associated corporations

As at 31 December 2021, the interests or short positions of the Directors, Supervisors and the chief executive in the Shares, underlying Shares and debentures of the Company and its associated corporations (within the meaning of Part XV of the SFO) which will be required to be notified to the Company and the Hong Kong Stock Exchange pursuant to Divisions 7 and 8 of Part XV of the SFO (including interests or short positions which they were taken or deemed to have under such provisions of the SFO) or which will be required, pursuant to section 352 of the SFO, to be entered in the register referred to therein, or which will be required, pursuant to the Model Code to be notified to the Company and the Hong Kong Stock Exchange are as follows:

Name of Directors/ Supervisors	Nature of interest	Relevant corporation (including associated corporation)	Number and class of shares of the relevant corporation (including associated corporation) held ⁽¹⁾	Approximate percentage of shareholdings in the total share capital of the Company/ relevant corporation (including associated Corporation) ⁽²⁾	Approximate percentage of shareholdings in the relevant class of share capital of the Company ⁽³⁾
Directors					
Mr. Wang Wenjing	Interest in a controlled corporation ⁽⁴⁾	The Company	214,846,391 Domestic Shares (L)	65.95%	88.32%
	Interest in a controlled corporation ⁽⁴⁾	Yonyou ⁽⁵⁾	1,415,553,411 shares (L)	43.28%	N/A
	Interest in a controlled corporation	Happiness Investment ⁽⁶⁾	N/A ⁽⁶⁾	60% ⁽⁶⁾	N/A
	Interest in a controlled corporation	Yonyou Up ⁽⁷⁾	N/A ⁽⁷⁾	100% ⁽⁷⁾	N/A

REPORT OF DIRECTORS (CONTINUED)

Name of Directors/ Supervisors	Nature of interest	Relevant corporation (including associated corporation)	Number and class of shares of the relevant corporation (including associated corporation) held ⁽¹⁾	Approximate percentage of shareholdings in the total share capital of the Company/ relevant corporation (including associated Corporation) ⁽²⁾	Approximate percentage of shareholdings in the relevant class of share capital of the Company ⁽³⁾
Mr. Wu Zhengping ⁽⁸⁾	Beneficial owner	Yonyou ⁽⁵⁾	1,867,450 shares (L)	0.06%	N/A
	Interest in a controlled corporation	Yonyou ⁽⁵⁾	80,361,271 shares (L)	2.46%	N/A
	Beneficial owner	Happiness Investment ⁽⁶⁾	N/A ⁽⁶⁾	15% ⁽⁶⁾	N/A
Mr. Yang Yuchun	Beneficial owner	Yonyou ⁽⁵⁾	9,300 shares (L)	0.00%	N/A
Supervisors					
Mr. Guo Xinping ⁽⁹⁾	Interest in a controlled corporation	Yonyou ⁽⁴⁾	128,080,000 shares (L)	3.92%	N/A
Mr. Xu Zhoujin ⁽¹⁰⁾	Beneficial owner	Yonyou ⁽⁴⁾	250,000 shares (L)	0.01%	N/A

REPORT OF DIRECTORS (CONTINUED)

Notes:

- (1) (L) – long position.
- (2) The calculation was based on the total number of 325,772,499 Shares in issue of the Company as at 31 December 2021.
- (3) The calculation was based on the total number of 243,272,499 Domestic Shares in issue of the Company as at 31 December 2021.
- (4) Mr. Wang Wenjing is the beneficial owner of 100%, 85.15% and 79.64% equity interest of Beijing Yonyou Technology Co., Ltd. (北京用友科技有限公司), Shanghai Yonyou Consultant Co., Ltd. (上海用友科技諮詢有限公司) and Beijing Yonyou Enterprise Management Research Co., Ltd. (北京用友企業管理研究所有限公司), respectively, which in turn holds approximately 28.16%, 11.99% and 3.13% of the issued shares of Yonyou, respectively. Therefore, Mr. Wang Wenjing is deemed to be interested in the Shares held by Yonyou.
- (5) Yonyou is the holding company of the Company and therefore an associated corporation of the Company. As at 31 December 2021, Yonyou directly and indirectly held 214,846,391 Domestic Shares of the Company, which accounted for approximately 65.95% of the total share capital of the Company.
- (6) Happiness Investment is a limited liability company incorporated in the PRC with a registered capital of RMB10.00 million and does not have any issued shares under the PRC laws. As the shareholding percentage of Yonyou in Happiness Investment was 60%, Happiness Investment is deemed as a controlled corporation of Mr. Wang Wenjing. In addition, the shareholding percentage of Mr. Wu Zhengping in Happiness Investment was 15%. Happiness Investment holds 1,006,176 Domestic Shares of the Company, representing approximately 0.31% of the total share capital of the Company.
- (7) Yonyou Up Information Technology Co., Ltd (用友優普信息技術有限公司) (“**Yonyou Up**”) is a limited liability company incorporated in the PRC with a registered capital of RMB200.00 million and does not have any issued shares under the PRC laws. Yonyou Up is a wholly-owned subsidiary of Yonyou, and Yonyou holds 100% interests of Yonyou Up. Therefore, Yonyou Up is deemed as a controlled corporation of Mr. Wang Wenjing. Yonyou Up holds 12,360,578 Domestic Shares of the Company, representing approximately 3.79% of the total share capital of the Company.
- (8) Mr. Wu Zhengping directly holds 0.06% of the issued shares of Yonyou. Meanwhile, Gongqingcheng Youfu Investment Management Partnership Enterprise (LLP) (共青城優富投資管理合夥企業(有限合夥)) (“**Gongqingcheng Youfu**”) holds 2.46% of the issued shares of Yonyou (of which 30,000,000 shares have been used for lending trading business). Mr. Wu Zhengping is the beneficial owner of 80% equity interest of Gongqingcheng Youfu. Therefore, Mr. Wu Zhengping is deemed to be interested in the shares of Yonyou held by Gongqingcheng Youfu.



REPORT OF DIRECTORS (CONTINUED)

- (9) Shanghai Yibei Management Consulting Co., Ltd. (上海益倍管理諮詢有限公司) (“**Shanghai Yibei**”) holds 3.92% of the issued shares of Yonyou. Mr. Guo Xinping is the beneficial owner of 90% equity interest of Shanghai Yibei. Therefore, Mr. Guo Xinping is deemed to be interested in the shares of Yonyou held by Shanghai Yibei.
- (10) Among the 250,000 shares of Yonyou which Mr. Xu Zhoujin is interested in, 166,700 shares were granted by Yonyou under a share option scheme. Mr. Xu Zhoujin may exercise his option at the price of RMB37.47 per share in accordance with the relevant arrangement of the share option scheme during the period from 29 July 2023 to 28 July 2025.

Directors’ and Supervisors’ rights in the subscription of Shares or debentures

As at 31 December 2021, Director Mr. Yang Yuchun had trust benefit units under the Employee Trust Benefit Scheme and held 2,141,574 Domestic Shares through the Shareholding Platform under the Employee Share Ownership Scheme. For details, please refer to the “EMPLOYEE TRUST BENEFIT SCHEME” and the “EMPLOYEE SHARE OWNERSHIP SCHEME” in this Report of Directors.

Save as disclosed above, no right to subscribe for the Shares in or debentures of the Company or other corporations was granted by the Company, subsidiaries of the Company, the parent Company and/or its subsidiaries to any Director, Supervisor of the Company or their respective spouses or children aged under 18, and no such rights to subscribe the above Shares or debentures were exercised by them.

REPORT OF DIRECTORS (CONTINUED)

Interests and short positions of the Substantial Shareholders in the Shares and underlying Shares of the Company

As at 31 December 2021, as indicated on the register of interests and/or short positions required to be maintained pursuant to Section 336 of Part XV of the SFO, the substantial Shareholders (other than Directors, Supervisors and the chief executive of the Company) had the following interests and/or short positions in the Shares or underlying Shares of the Company:

Name of Shareholders	Number and class of Shares held ⁽¹⁾	Nature of interest	Approximate percentage of shareholdings in the total share capital of the Company ⁽²⁾	Approximate percentage of shareholdings in the relevant class of Share of the Company ⁽³⁾
Yonyou ⁽⁴⁾	201,479,637 Domestic Shares (L)	Beneficial owner		
	13,366,754 Domestic Shares (L)	Interest in a controlled corporation		
	Total: 214,846,391 Domestic Shares (L)		65.95%	88.32%
UBS Group AG	15,119,951 H Shares (L)	Interest in a controlled corporation	4.64%	18.33%
Gaocheng Fund I, L.P. ⁽⁵⁾	8,250,000 H Shares (L)	Beneficial owner	2.53%	10.00%
Gaocheng Holdings GP, Ltd ⁽⁵⁾	8,250,000 H Shares (L)	Interest in a controlled corporation	2.53%	10.00%
Tsing Young Holding Limited ⁽⁵⁾	8,250,000 H Shares (L)	Interest in a controlled corporation	2.53%	10.00%
Hong Jing (洪婧) ⁽⁵⁾	8,250,000 H Shares (L)	Interest in a controlled corporation	2.53%	10.00%

As far as the Company is aware, the above number of Shares represents the respective Shareholders' interests and short positions as at the end of the Reporting Period, but the relevant number of Shares and information may be different from the summary of DI Forms submitted to the Hong Kong Stock Exchange by relevant Shareholders. This is mainly because the Company made the calculation based on public information disclosed such as summary of DI Forms and the register of members of the Company as well as the issuance of five (5) Shares for every ten (10) Shares in accordance with the Capitalization Issue completed in October 2021.

REPORT OF DIRECTORS (CONTINUED)

Notes:

- (1) (L) – long position.
- (2) The calculation was based on the total number of 325,772,499 Shares of the Company in issue as at 31 December 2021.
- (3) The calculation was based on the number of 243,272,499 Domestic Shares in issue and 82,500,000 H Shares in issue as at 31 December 2021, respectively.
- (4) As at 31 December 2021, Yonyou directly held 201,479,637 Domestic Shares and indirectly held 13,366,754 Domestic Shares through Happiness Investment and Yonyou Up, respectively. As Happiness Investment and Yonyou Up were both controlled corporations of Yonyou, Yonyou was deemed to be interested in the Domestic Shares held by Happiness Investment and Yonyou Up.
- (5) As at 31 December 2021, Gaocheng Fund I, L.P. held 8,250,000 H Shares, which accounted for approximately 2.53% of the total share capital of the Company. Gaocheng Holdings GP, Ltd, held Gaocheng Fund I, L.P. as to 1.58% as its general partner. Gaocheng Holdings GP, Ltd is wholly-owned by Tsing Young Holding Limited, which is in turn wholly-owned by Hong Jing. Therefore, Hong Jing, Tsing Young Holding Limited and Gaocheng Holdings GP, Ltd are all be deemed to be interested in the 8,250,000 H Shares held by Gaocheng Fund I, L.P..

Save as disclosed above, as at 31 December 2021, so far as the Directors, Supervisors and the chief executive of the Company are aware of, no other persons have any interests and/or short positions in the Shares or underlying Shares of the Company which were required, pursuant to Section 336 of Part XV of the SFO, to be recorded in the register kept under such provisions.

MAJOR CLIENTS AND SUPPLIERS

As the consolidated turnover from the five largest clients of the Group was no more than 30% of the total turnover of the Group in 2021, the Group is not subject to the risk of relying on major clients. Except for a few of the clients who are granted an average trade credit term around 90 days by the Group, the majority of the Group's clients are required to make payments in advance. For Strategic and key clients, the Group's trading credit terms could be extended appropriately.

For the year ended 31 December 2021, the total purchases made by the Group from the five largest suppliers was no more than 30% of the total purchases of the year.

REPORT OF DIRECTORS (CONTINUED)

USE OF PROCEEDS

The Company's H Shares were listed and commenced trading on the Hong Kong Stock Exchange on 26 June 2014, from which the Company raised proceeds totaling HK\$900.90 million. After deducting relevant expenses of issuance, the net proceeds was HK\$854.96 million. The Company disclosed in the Prospectus that the net proceeds raised from the listing had been planned to be used for the following purposes within two years. To the extent that the net proceeds are not immediately applied to the purposes below, the Company intends that such proceeds will be placed in short-term interest-bearing instruments or money market funds with licensed banks or financial institutions in the PRC or Hong Kong.

According to the intended use of proceeds disclosed in the Prospectus of the Company, the actual usage and intended timetable for the use of the unutilized proceeds as at 31 December 2021 are detailed as follows:

Planned use	Budgeted amount <i>HK\$</i>	Amount used	Accumulated	Unutilized amount <i>HK\$</i>	Intended timetable for use of the unutilized amount
		during the Reporting Period <i>HK\$</i>	amount used <i>HK\$</i>		
For the R&D and marketing of the T ⁺ series software products	Approximately 290.69 million	Approximately 4.98 million	Approximately 281.34 million	Approximately 9.35 million	On or before 31 December 2023 ^{Note}
For the R&D of our cloud platform and innovative application products	Approximately 194.08 million	Approximately 0.75 million	Approximately 194.08 million	-	N/A
To support the marketing and operation of our cloud services	Approximately 199.21 million	Approximately 50.82 million	Approximately 192.37 million	Approximately 6.84 million	On or before 31 December 2022
To acquire relevant business and assets compatible with our business strategies	Approximately 85.49 million	-	Approximately 4.66 million	Approximately 80.83 million	On or before 31 December 2022 and subject to the identification of target(s) by the Company
To fund our general working capital	Approximately 85.49 million	Approximately 0.42 million	Approximately 85.49 million	-	N/A
Total	Approximately 854.96 million	Approximately 56.97 million	Approximately 757.94 million	Approximately 97.02 million	

Note: Since the Group strategically downsized its software business, the transformation to cloud service business happened faster than expected, resulting in the use of proceeds for the R&D and marketing of the T⁺ series software products not as the intended timetable, therefore, the intended timetable for the use of this unutilized proceeds changed from on or before 31 December 2021 to on or before 31 December 2023.



REPORT OF DIRECTORS (CONTINUED)

As at 31 December 2021, the unutilized proceeds of the Company are primarily for acquisition of relevant business and assets compatible with our business strategies, mainly due to the fact that the Company has not yet identified any relevant business and assets compatible with our business strategies. The balance of the net unutilized proceeds has been deposited into the reputable banks in Hong Kong and the PRC, and the Company will continue to utilize it in accordance with the abovementioned intended timetable.

PURCHASE, SALE OR REDEMPTION OF THE COMPANY'S LISTED SECURITIES

For the year ended 31 December 2021, neither the Company nor any of its subsidiaries purchased, sold or redeemed any listed securities of the Company.

PROPERTY, PLANT AND EQUIPMENT

For the year ended 31 December 2021, the new property, plant and equipment of the Group amounted to RMB8.19 million (2020: RMB1.03 million). Details of the movements are set out in note 13 to the financial statements.

DISTRIBUTABLE RESERVES

As at 31 December 2021, the Company's reserves available for distribution was RMB-137.70 million and therefore, there was no reserves available for distribution to Shareholders (31 December 2020: RMB41.83 million).

EMPLOYEE AND ORGANIZATION GUARANTEE

As at 31 December 2021, the Group had 1,289 employees in total (31 December 2020: 1,000 employees). During the Reporting Period, the Group mainly introduced talents for R&D, sales and operation. The Group optimized organizational structure, comprehensively improved organizational capabilities and built its cultural values, so as to make a solid foundation for the rapid development of the cloud service business. On the basis of improving the talent system, we matched the corresponding training programs for cadres and employees, created a comprehensive empowerment system, and comprehensively improved the ability of employees. And we set up a team of experts in various aspects to solidate the construction of a senior talent team. In terms of talent retention and employee motivation, we implemented long-term incentive measures, to stimulate the enthusiasm and creativity of the members of operation and management team and core backbone employees, so as to continuously improve their organizational competitiveness.



REPORT OF DIRECTORS (CONTINUED)

TRAINING PROGRAMS

In pursuance with Chanjet Training Employees Management System (暢捷通員工培訓管理制度), Chanjet Lecturers and Course Management Measures (暢捷通講師與課程管理辦法), the Group has established and implemented an annual training plan. By taking into account the applicability of the training needs, the Group has communicated with each department on the training needs in a timely manner, and established a matching training course system based on those needs. Through the development mechanism of double channels of cadres and experts, training projects are produced alternately to meet the training needs of employees at each department, level and different development channels.

The Group regarded employee development as the foundation of the Company's development, and constantly improved the professionalism and comprehensive skills of employees to help employees better realize their own value at work. In 2021, the Group carried out a number of professional competence trainings, and launched training projects such as the "Samurai Camp" (虎賁營), the "P-M Project" (P-M計劃), the "Star Plan" (星宿計劃) and the "Beidou Project" (北斗計劃) to improve the comprehensive capabilities of new and reserve cadres. We have introduced excellent training courses from Yonyou University (用友大學) and external institutions, developed several courses online and offline independently and held internal sharing activities regularly. In order to comprehensively improve organizational ability and strengthen the training and improvement of cadres and employees, we have carried out product learning and examination activities for all employees, requiring all employees to learn the Company's product knowledge online and complete the product knowledge examination. In order to strengthen the understanding and mastery of the Company's products by the marketing personnel and improve the empowerment efficiency and quality of the front-line marketing personnel to partners, the channel operations centre carried out the product knowledge advanced learning and practical operation examination for all employees. The Group valued training results and issued training satisfaction questionnaires after each training. Through analyzing the questionnaires and listening to employees' feedbacks, we continuously improved the training system.

REPORT OF DIRECTORS (CONTINUED)

REMUNERATION POLICY

A Remuneration and Appraisal Committee was established under the Board, which is mainly responsible for reviewing the appraisal on and remuneration of the Directors and senior management, and providing advice and recommendations. Directors (other than independent non-executive Directors) and supervisors (other than independent Supervisors) do not receive any remuneration from the Company for their directorships or supervisorships. Mr. Yang Yuchun (an executive Director), Ms. Ren Jie and Ms. Xia Yuhan (the employee representative Supervisors) are in charge of management or business of the Company and receive remuneration from the Company for their positions of management or business leader of the Company. The allowances of independent non-executive Directors and independent Supervisors are determined by taking into account, among other things, the remuneration paid by similar companies, time commitment and responsibilities and determined at the general meeting of the Company. Each independent non-executive Director is entitled to receive an allowance of RMB150,000 (tax inclusive) per year while each independent Supervisor is entitled to receive an allowance of RMB80,000 (tax inclusive) per year. The Remuneration and Appraisal Committee will consider the remuneration policy of senior management and then proposed to the Board for approval. Such remunerations are determined mainly based on the position value, remuneration condition in the market, individual ability as well as the operating results and performance target of the Company.

Remuneration of the staff of the Company is determined by taking into consideration their respective rank of positions, segment, business line, region, etc. Remuneration of the staff includes basic salary, performance-based bonus and allowance. In particular, basic salary is payable monthly while performance-based bonus is payable in appropriate forms based on each appraisal period and specific management requirements of the Company pursuant to the relevant laws and regulations of the PRC. Allowance comprises work allowance, public welfare and statutory welfare, etc. The Company has paid housing fund and social insurance for its employees on a monthly basis in compliance with relevant national and local laws and regulations regarding labor and social insurance which includes pension insurance, medical insurance, unemployment insurance, maternity insurance and occupational injury insurance, etc. During the Reporting Period, details of the remuneration of the staff charged of the Group were set out in the note 6 to the financial statements. In order to attract, retain and motivate key talents needed for the achievement of the Company's strategic objectives, the Company has adopted the Employee Trust Benefit Scheme, the Point Scheme, the Employee Share Ownership Scheme and the Long-term Incentive Bonus Scheme. For details, please refer to "EMPLOYEE TRUST BENEFIT SCHEME", "LONG-TERM EMPLOYEE INCENTIVE POINT SCHEME", "EMPLOYEE SHARE OWNERSHIP SCHEME" and "LONG-TERM INCENTIVE BONUS SCHEME" in the Report of Directors.

REPORT OF DIRECTORS (CONTINUED)

PENSION SCHEME

Details of pension scheme of the Group are set out in note 2.4 and note 6 to the financial statements.

EMPLOYEE TRUST BENEFIT SCHEME

The Company adopted the Employee Trust Benefit Scheme at the annual general meeting convened on 8 June 2015. The Employee Trust Benefit Scheme is a long-term incentive scheme designed for the Scheme participants of the Company and its subsidiaries, with Domestic Shares and/or H Shares as target shares, trust beneficial right subject to effective conditions as incentive tool and trust benefit units determined by the trustees as unit of measurement. The Employee Trust Benefit Scheme has been amended at the annual general meeting convened by the Company on 18 May 2016. For details about the specific terms of and amendments to the Employee Trust Benefit Scheme, please refer to the announcements of the Company dated 13 April 2015, 8 June 2015, 31 March 2016 and 18 May 2016, and the circulars of the Company dated 23 April 2015 and 29 April 2016.

As at 31 December 2021, trust benefit units granted to Directors and Supervisors are set out as follows:

Name	Position	Proportion of the trust benefit unit granted to the total trust benefit units granted in the fourth grant
Yang Yuchun	Executive Director, President	47.55%

As at the end of the Reporting Period, the accumulated amount of proceeds used by the Company for the Employee Trust Benefit Scheme was approximately HK\$74.93 million.



REPORT OF DIRECTORS (CONTINUED)

LONG-TERM EMPLOYEE INCENTIVE POINT SCHEME

In order to motivate the enthusiasm and creativity of the management team members and the core and key employees of the Company, promote the strategic transformation of the Company, and build a global leading financial and management service platform for MSEs, the Board has approved the adoption of the Point Scheme on 29 March 2019. In order to give a full play to realise the continuous incentivise of the Point Scheme, the Board has, pursuant to the Point Scheme, considered and approved the resolution on 25 May 2020 to amend a term of the Point Scheme in relation to the limit on the number of points to be granted. According to the amended Point Scheme, a certain number of points will be granted by the Company to the participants annually over a three-year period during the validity period of the Point Scheme. After the effective conditions for the points have been satisfied, the number of points actually becoming effective shall be determined in accordance with annual performance, the point proceeds shall be calculated, the points shall be redeemed in cash and the point proceeds shall be distributed to the participants in installments. The total number of points that can become effective after being granted during the validity period of the Point Scheme shall not exceed 150,000 points. In principle, the points that can be granted for each point granting year during the point granting period shall not exceed the annual quota for that point granting year, being 70,000 points, 40,000 points and 40,000 points, respectively. The exact number shall be considered and approved by the Board based on the actual operations and incentive requirements of the Company during the point granting year. If, as a result of the total number of points granted in a point granting year not exceeding the abovementioned annual quota, and if the granted points become ineffective due to changes in circumstances of the participants, the grant of the remainder and the ineffective portion may be deferred to the next point granting year (i.e. increasing the annual quota for the next point granting year), but those points which have not been completely granted in the third point granting year cannot be granted in such deferred manner. For details about the specific terms of and amendments to the Point Scheme, please refer to the announcements of the Company dated 29 March 2019 and 25 May 2020, respectively.

On 25 May 2021, the Board considered and approved the resolution in relation to 49,174.28 points granted under the 2020 Initial Point Grant and the 2020 Supplemental Point Grant becoming effective.



REPORT OF DIRECTORS (CONTINUED)

In light of the adoption of the Employee Share Ownership Scheme and the Long-term Incentive Bonus Scheme by the Company on 28 December 2020, the Board considered and approved the cancellation of the granting of points to the participants in 2021 (the “**Cancellation of 2021 Point Grant**”). The Cancellation of 2021 Point Grant will not affect the validity of the points granted pursuant to the Point Scheme. For the 60,655 points granted under the 2019 Initial Point Grant and the 2019 Supplemental Point Grant which have become effective, and the 49,174.28 points granted under the 2020 Initial Point Grant and the 2020 Supplemental Point Grant which have become effective, the corresponding point proceeds that are not yet distributed shall continue to be distributed to the participants in installments in accordance with the provisions of the Point Scheme.

For details of the 2020 Initial Point Grant and the 2020 Supplemental Point Grant becoming effective and the Cancellation of 2021 Point Grant, please refer to the announcements of the Company dated 25 May 2021 and 28 December 2020.

EMPLOYEE SHARE OWNERSHIP SCHEME

In order to improve the incentive constraint mechanism of the Company to attract, retain and inspire the mid-level and senior management and key personnel, who are essential for the Company in realizing its strategic goal, to motivate the initiative, enthusiasm and creativity of the existing employees of the Company, and to facilitate the alignment of the understanding of the employees and the Company in relation to the medium and long-term strategic goals and the capital plan of the Company and jointly promote sustainable, healthy, rapid growth of the business of the Company, the Company adopted the Employee Share Ownership Scheme at the extraordinary general meeting held on 28 December 2020. For details of the Employee Share Ownership Scheme, please refer to the announcements of the Company dated 23 November 2020, 28 December 2020 and the circular of the Company dated 10 December 2020.

REPORT OF DIRECTORS (CONTINUED)

On 28 December 2020, the Board has considered and approved the grant of the Incentive Shares under the Employee Share Ownership Scheme, being 15,412,716 Domestic Shares, representing approximately 7.10% of the Company's total issued share capital as at 28 December 2020, to 158 Employee Share Ownership Scheme participants. Further details of the grant of the Incentive Shares under the Employee Share Ownership Scheme are set out as follows:

No.	Name	Position	Number of the Incentive Shares granted	Approximate percentage of the number of the Incentive Shares granted to the total number of the Incentive Shares granted under the Employee Share Ownership Scheme (%)	Approximate percentage of the number of the Incentive Shares granted to the total issued share capital of the Company as at 28 December 2020 (%)
1.	Director and Supervisor				
	Yang Yuchun	Executive Director and President	1,427,716 ^{Note}	9.26	0.66
2.	Mid to senior level management personnel, experts and other key personnel				
	157 other Employee Share Ownership Scheme participants		13,985,000 ^{Note}	90.74	6.44
TOTAL			15,412,716^{Note}	100.00	7.10

Note: The Company issued five (5) capitalization shares to all shareholders of the Company for every ten (10) shares being held by way of the transfer from capital reserve to share capital in October 2021, therefore the number of the Incentive Shares granted above will increase correspondingly.

The abovementioned Incentive Shares have been transferred by Yonyou, the controlling Shareholder, to the shareholding platforms at the price of RMB9.16 per share on 23 November 2020 and will be subject to the lock-up provisions under the Employee Share Ownership Scheme. The funds involved in the holding of the Incentive Shares shall be contributed in cash and paid in one lump sum by the Employee Share Ownership Scheme participants in accordance with the terms of the Employee Share Ownership Scheme, and the source of which shall be their lawful salaries, self-raised funds and other methods as permitted under the laws and regulations.



REPORT OF DIRECTORS (CONTINUED)

LONG-TERM INCENTIVE BONUS SCHEME

In order to improve the incentive constraint mechanism of the Company to attract, retain and inspire the mid-level and senior management and key personnel, who are essential for the Company in realizing its strategic goal, to motivate the initiative, enthusiasm and creativity of the existing employees of the Company, and to facilitate the alignment of the understanding of the employees and the Company in relation to the medium and long-term strategic goals and the capital plan of the Company and jointly promote sustainable, healthy, rapid growth of the business of the Company and realize the comprehensive transformation of cloud business, to achieve the planned strategic goal, the Company approved and adopted a Long-term Incentive Bonus Scheme at the extraordinary general meeting of the Company held on 28 December 2020. For details of the Long-term Incentive Bonus Scheme, please refer to the announcements of the Company dated 23 November 2020, 28 December 2020 and the circular of the Company dated 10 December 2020.

On 28 December 2020, the Board has considered and approved the list of the Long-term Incentive Bonus Scheme participants under the Long-term Incentive Bonus Scheme, which comprises Mr. Yang Yuchun, the executive Director and the President of the Company, and 157 other mid to senior level management personnel, experts and key personnel of the Group. For details, please refer to the announcement of the Company dated 28 December 2020.

REPORT OF DIRECTORS (CONTINUED)

REMUNERATION OF DIRECTORS, SUPERVISORS AND SENIOR MANAGEMENT

Details of the remunerations of Directors, Supervisors and the chief executive of the Company are set out in note 8 to the financial statements. The remuneration of other persons who served as the senior management of the Company during the Reporting Period was within the following ranges:

	<i>person(s)</i>
RMB1 million or below	1
RMB1 million to RMB2 million (inclusive)	2
RMB2 million to RMB3 million (inclusive)	5
RMB4 million to RMB5 million (inclusive)	1
RMB5 million to RMB6 million (inclusive)	2
RMB6 million to RMB7 million (inclusive)	1
Total	<u>12</u>

The abovementioned remunerations are inclusive of the allocated/granted bonus under the Long-term Incentive Bonus Scheme, points under the Point Scheme, trust benefit units and incentive shares under the Employee Share Ownership Scheme, which should be included in the current remuneration of such person for their contribution to the Group. For details, please refer to “EMPLOYEE TRUST BENEFIT SCHEME”, “LONG-TERM EMPLOYEE INCENTIVE POINT SCHEME”, “EMPLOYEE SHARE OWNERSHIP SCHEME” and “LONG-TERM INCENTIVE BONUS SCHEME” in the Report of Directors and notes 26 and 29 to the financial statements.

SERVICE CONTRACTS WITH DIRECTORS AND SUPERVISORS

The Company has entered into service contracts with all Directors and Supervisors, with the maximum term of three years. No service contract that cannot be terminated by the Group within one year without paying any compensation (other than the statutory compensation) was entered or is to be entered into between Directors or Supervisors and members of the Group.



REPORT OF DIRECTORS (CONTINUED)

DIRECTORS' AND SUPERVISORS' INTERESTS IN TRANSACTION, ARRANGEMENT OR CONTRACTS

Save as disclosed in the section headed “CONNECTED TRANSACTION” in this Report of Directors and note 34 to the financial statements, no material transactions, arrangements or contracts relating to the business of the Group, to which the Company or any of its subsidiaries was a party and in which Directors and/or Supervisors of the Company (or entities connected to such Directors and/or Supervisors) still had or has had material interest, either directly or indirectly, subsisted at the end of the year or at any time during the year.

MANAGEMENT CONTRACTS

During the Reporting Period, the Company did not enter into nor had any contracts in relation to the management of the entire or substantial business of the Company.

CONTROLLING SHAREHOLDERS' INTERESTS IN MATERIAL CONTRACTS

Save as disclosed in the “CONNECTED TRANSACTION” in this Report of Directors, during the Reporting Period, neither the Company nor any of its subsidiaries has entered into any material contract with the controlling Shareholders (as defined in the Listing Rules) or any of its subsidiaries. And there is no entering into of any material contract in respect of the services provided by the controlling Shareholders or any of its subsidiaries to the Company or any of its subsidiaries.

PERMITTED INDEMNITY PROVISIONS

During the Reporting Period and as at the Latest Practicable Date, save as disclosed below, no permitted indemnity provision which benefits any of the Directors or Supervisors of the Company was in force or is currently in force (whether made by the Company or otherwise) or the Directors or Supervisors of an associated corporation of the Company (if made by the Company).

The Company has arranged appropriate liability insurance for Directors and Supervisors concerning the relevant legal action they may be faced with.

DONATIONS

During the Reporting Period, no donation was made by the Company (2020: nil).



REPORT OF DIRECTORS (CONTINUED)

NON-COMPETITION UNDERTAKINGS

Independent non-executive Directors have reviewed the compliance of the Non-Competition Agreement and its supplemental agreement by Yonyou, the controlling Shareholder of the Company, and Mr. Wang Wenjing (collectively, the “**Covenantors**”) as well as the compliance of the Confirmation (defined as below) and the amended Confirmation by Yonyou and its associates (other than the Company and its subsidiaries).

Independent non-executive Directors have confirmed that, the Covenantors have been in compliance with the terms of such agreements from 1 January 2021 to 31 December 2021, details of which are set out as follows:

Non-Competition Agreement and its supplemental agreement

In order to protect the interests of the Company and its Shareholders as a whole, the Covenantors and their respective associates (other than the Company and its subsidiaries) made the following declarations to the Company:

1. The Covenantors entered into the Non-Competition Agreement with the Company in favor of the Company on 17 February 2014, pursuant to which, including but not limited to (among other things), save for the exceptions stipulated in the Non-Competition Agreement, the Covenantors will not and will use their best endeavors to procure their associates shall not, directly or indirectly, at any time during the relevant period, carry out, be engaged in, invest in, participate in, attempt to participate in, render any services to, provide any financial support to or otherwise be involved in or interested in, whether alone or jointly with other persons and whether directly or indirectly or on behalf of or to assist or act in concert with any other person, any business in competition or will compete or may compete, directly or indirectly, with the restricted business. In addition, for the existing and future restricted businesses, the Covenantors will provide the Company with pre-emptive rights and the options for acquisition;
2. The Covenantors and the Company entered into the supplemental non-competition agreement on 21 October 2016 (approved at the extraordinary general meeting of the Company held on 30 December 2016), pursuant to which, the payment service business shall be excluded from the scope of restricted business under the Non-Competition Agreement;

REPORT OF DIRECTORS (CONTINUED)

3. The Covenantors confirmed that, from 1 January 2021 to 31 December 2021, the Covenantors and their respective associates (other than the Company and its subsidiaries) strictly complied with and implemented the provisions of the Non-Competition Agreement and its supplemental agreement, and did not infringe any provisions of the Non-Competition Agreement and its supplemental agreement under any circumstances; and
4. The Covenantors have provided all necessary information to the independent non-executive Directors of the Company for their inspection on the implementation of the Non-Competition Agreement and its supplemental agreement.

Confirmation

In order to guarantee the interests of the Company and its Shareholders as a whole, Yonyou and its associates (other than the Company and its subsidiaries) made the following declarations to the Company:

1. In order to avoid any existing or potential competition, on 11 April 2014, Yonyou issued a written confirmation (the “**Confirmation**”) in relation to cloud service business and payment business that (i) neither Yonyou nor any of its associates (other than through the Company) invest in, is engaged in, operate or participate in, or will be engaged in, operate or participate in, directly or indirectly, the public cloud platform and cloud services designed for MSEs; and (ii) neither Yonyou nor any of its associates (other than through the Company and its subsidiary, Chanjet Payment) invest in, is engaged in, operate or participate in, or will engage in, operate or participate in, directly and indirectly, any business that competes or may compete with the payment services of non-financial institutions as defined under the Measures for the Administration of Payment Services of Non-Financial Institutions (《非金融機構支付服務管理辦法》), as amended from time to time;
2. On 21 October 2016, Yonyou amended the Confirmation to the effect that payment service business shall be excluded from the relevant undertakings made by Yonyou under the Confirmation, and such amendments were approved at the extraordinary general meeting of the Company held on 30 December 2016;



REPORT OF DIRECTORS (CONTINUED)

3. Yonyou confirmed that from 1 January 2021 to 31 December 2021, Yonyou and its associates (other than the Company and its subsidiaries) strictly complied with and implemented the provisions of the Confirmation, and did not infringe any provisions of the Confirmation under any circumstances; and
4. Yonyou has provided all necessary information to the independent non-executive Directors of the Company for their inspection on the implementation of the Confirmation.

The Board has received annual declarations from the Covenantors for their compliance and execution of Non-Competition Agreement and its supplemental agreement, and Yonyou and its associates (excluding the Company and its subsidiaries) for their compliance and execution of the Confirmation.

CONNECTED TRANSACTIONS

1. Non-exempt connected transactions

Sales of Domestic Shares for the implementation of the Employee Trust Benefit Scheme

To implement the Employee Trust Benefit Scheme of the Company, the Company entrusted the trustee to sell to or purchase from, domestic shareholders or secondary market, on the Target Shares.

As certain Employee Trust Benefit Scheme participants applied for exercising their trust beneficial rights, on 25 May 2021, National Trust, entrusted by the Company, entered into an equity transfer agreement with Yonyou Up, pursuant to which National Trust agreed to sell 46,000 Domestic Shares of the Company held by National Trust to Yonyou Up at an aggregate consideration of RMB901,600, being RMB19.60 per Domestic Shares, which was determined according to the average closing price of the H Shares of ninety (90) trading days preceding the execution date of such equity transfer agreement as set out in the relevant terms of the Employee Trust Benefit Scheme; on 25 May 2021, Hwabao Trust, entrusted by the Company, entered into an equity transfer agreement with Yonyou Up, pursuant to which Hwabao Trust agreed to sell 340,000 Domestic Shares of the Company held by Hwabao Trust to Yonyou Up at an aggregate consideration of RMB6,664,000, being RMB19.60 per Domestic Shares, which was determined according to the average closing price of the H Shares of ninety (90) trading days preceding the execution date of such equity transfer agreement as set out in the relevant terms of the Employee Trust Benefit Scheme; on 6 December 2021, National Trust, entrusted by the Company, entered into an equity transfer agreement with Yonyou Up, pursuant to which National Trust agreed to sell 10,000 Domestic Shares of the Company held by National Trust to Yonyou Up at an aggregate consideration of RMB87,400, being RMB8.74 per Domestic Shares, which was determined according to the average closing price of the H Shares of ninety

REPORT OF DIRECTORS (CONTINUED)

(90) trading days preceding the execution date of such equity transfer agreement as set out in the relevant terms of the Employee Trust Benefit Scheme; on 6 December 2021, Hwabao Trust, entrusted by the Company, entered into an equity transfer agreement with Yonyou Up, pursuant to which Hwabao Trust agreed to sell 290,000 Domestic Shares of the Company held by Hwabao Trust to Yonyou Up at an aggregate consideration of RMB2,534,600, being RMB8.74 per Domestic Shares, which was determined according to the average closing price of the H Shares of ninety (90) trading days preceding the execution date of the equity transfer agreement as set out in the relevant terms of the Employee Trust Benefit Scheme.

To implement the Employee Trust Benefit Scheme, the Company has entrusted Hwabao Trust and National Trust to set up the trust. Yonyou Up is a subsidiary of Yonyou, the controlling Shareholder of the Company, it is therefore a connected person of the Company as defined under the Listing Rules. Accordingly, the above equity transfer transactions constitute connected transactions of the Company pursuant to the Listing Rules.

For details of the above transactions, please refer to the announcements of the Company dated 25 May 2021 and 6 December 2021.

2. Continuing connected transactions

2.1 *Connected persons*

Pursuant to Rule 14A.07 of the Listing Rules, Yonyou, the controlling Shareholder of the Company and its associates are connected persons of the Company. Accordingly, the continuing transactions between the Group and Yonyou and/or its associates constitute continuing connected transactions under Chapter 14A of the Listing Rules.

REPORT OF DIRECTORS (CONTINUED)

2.2 Non-exempt continuing connected transactions

Property Leasing Framework Agreement

Due to the demands for business development, the Company and Yonyou entered into a Property Leasing Framework Agreement on 28 December 2018, being effective from 1 January 2019 to 31 December 2021, pursuant to which Yonyou Group agreed to lease the property of Yonyou Group to the Group. The proposed annual caps for the transactions under the Property Leasing Framework Agreement are as follows:

	For the year ended 31 December		
	2019	2020	2021
	RMB	RMB	RMB
Proposed annual caps	7,482,100	9,267,100	11,417,900

For details of the above transactions, please refer to the announcement of the Company published on 28 December 2018.

The annual cap for the annual rental payment of the year 2021 was RMB11,417,900, while the actual annual rental payment amounted to approximately RMB6,935,350.

The Company has confirmed that the specific implementation of the aforesaid continuing connected transactions during the Reporting Period has followed the pricing principles of such continuing connected transactions.

In light of the fact that the above-mentioned Property Leasing Framework Agreement entered into on 28 December 2018 expired on 31 December 2021, due to the demands for business development of the Group, the Company and Yonyou entered into a new Property Leasing Framework Agreement on 6 December 2021 (the "**New Property Leasing Framework Agreement**"), being effective from 1 January 2022 to 31 December 2024, pursuant to which Yonyou Group agreed to continue to lease the property of Yonyou Group to the Group. Both parties agreed that the annual rent payable in respect of the transactions under the New Property Leasing Framework Agreement for the three years ending 31 December 2024 shall not exceed RMB10,214,500, RMB10,762,500 and RMB14,631,700 respectively.

According to the adoption of "IFRS 16–Lease" by the Group since 1 January 2019, the lease transactions under the New Property Leasing Framework Agreement are classified into long-term leases and short-term leases. Long-term leases are leases with a lease term of more than 12 months in which the Group applies a single approach to recognise and measure right-of-use assets and lease liabilities, and short-term leases are leases with a lease term of 12 months or less.

REPORT OF DIRECTORS (CONTINUED)

For long-term leases under the New Property Leasing Framework Agreement, according to “IFRS 16–Lease”, the Group is required to recognize right-of-use assets and lease liabilities, which are measured at the present value of lease payments, discounted using the lessee’s incremental borrowing rate in the year of entering into the lease where the Group acts as a lessee. Correspondingly, the Group is required to set annual caps on the total value of right-of-use assets in relation to the long-term lease to be entered into by the Group (as a lessee) with Yonyou Group under the New Property Leasing Framework Agreement. The annual caps for these right-of-use assets for the three years ending 31 December 2024 are as follows:

	For the year ending 31 December		
	2022	2023	2024
	<i>RMB</i>	<i>RMB</i>	<i>RMB</i>
Annual caps for new right-of-use assets	21,979,000	1,514,000	4,360,400

In addition, for short-term leases under the New Property Leasing Framework Agreement, according to “IFRS 16–Lease”, the rentals of short-term leases will be recognised as expenses for the Group. For each of the three years ending 31 December 2024, it is expected that the annual rental expenses on short-term leases under the New Property Leasing Framework Agreement of the Group will all be lower than the minimum exemption level required by Rule 14A.76(1)(c) of the Listing Rules. Correspondingly, short-term leases under the Property Leasing Framework Agreement are fully exempt from the reporting, announcement, annual review and independent Shareholders’ approval requirements under Chapter 14A of the Listing Rules.

For details of the above transactions, please refer to the announcement of the Company dated 6 December 2021.

2.3 Confirmation from independent non-executive Directors and the auditor of the Company

The independent non-executive Directors have reviewed the aforesaid continuing connected transactions and confirmed that:

- (i) such transactions were entered into on normal commercial or better terms;



REPORT OF DIRECTORS (CONTINUED)

- (ii) such transactions were entered into in the ordinary course of business of the Group; and
- (iii) such transactions were conducted pursuant to the agreements, the terms and conditions of which are fair and reasonable, and in line with the overall development strategy of the Group and in the interests of the Company and the Shareholders as a whole.

The auditor of the Company has performed certain agreed procedures in relation to the aforesaid continuing connected transactions, and issued a letter to the Board, stating that:

- (i) nothing has come to its attention that may cause it to believe that the aforesaid continuing connected transactions have not been approved by the Board;
- (ii) the transaction in relation to the provision of goods and services by the Group, nothing has come to its attention that may cause it to believe that the transaction was not carried out, in all material respects, in accordance with the pricing policy of the Group;
- (iii) nothing has come to its attention that may cause it to believe that the aforesaid continuing connected transactions were not carried out, in all material respects, pursuant to relevant agreements regulating such transactions; and
- (iv) nothing has come to its attention that may cause it to believe that the aforesaid continuing connected transactions have exceeded their respective annual caps for the year ended 31 December 2021 as set out in the transaction announcement.

Details of related party transactions entered into in the ordinary course of business of the Group during the Reporting Period are set out in note 34 to the financial statements. Save as disclosed above, no related party transactions set out in note 34 to the financial statements constitute disclosable connected transactions or continuing connected transactions under the Listing Rules. The Company has complied with the disclosure requirements under Chapter 14A of the Listing Rules in respect of its connected transactions and continuing connected transactions.



REPORT OF DIRECTORS (CONTINUED)

PRE-EMPTIVE RIGHTS

According to the laws of the PRC and the Articles of Association, there are no provisions on the pre-emptive rights to offer new Shares by the Company to its existing Shareholders on a pro rata basis.

MATERIAL LEGAL MATTERS

So far as the Board is aware of, as at 31 December 2021, the Group was not involved in any material litigation or arbitration, and there was no legal litigation or claims pending or may be raised which might significantly threaten the Group.

COMPLIANCE WITH LAWS AND REGULATIONS

The Group has formulated compliance procedures to ensure compliance with applicable laws, rules and regulations with a significant impact on it. The Group maintains strict review procedures in the process of decision-making on investment and M&A, strategic adjustment, listing compliance, asset restructuring of major business, research and development of key products, development of national market, brand and intellectual property protection and other material events. The Company has also engaged Hong Kong and PRC legal advisers to provide legal advice for the Company and ensure compliance with laws, regulations and rules. In addition, relevant employees of the Group will be informed of any changes in applicable laws, regulations and rules from time to time.

The Company has complied with all laws and regulations in relation to copyright of computer software, operation of telecommunication business, protection of Internet information and users' personal information and online trading, and has not been subject to any material penalty in respect of the above aspects by any regulatory department.

In order to protect its intellectual properties, the Group has registered its domain name, and registered or applied for a number of trademarks, patents and software copyrights for multiple categories in the PRC and other relevant jurisdictions and taken all appropriate measures as required for safeguarding its intellectual properties.



REPORT OF DIRECTORS (CONTINUED)

ENVIRONMENTAL POLICIES AND PERFORMANCE

During the Reporting Period, in strict compliance with the relevant laws and regulations on environmental protection, energy-saving and emission-reduction, the Group improved the emissions management system, identified any potential type of emissions generating in the course of production and operation and studied to determine emissions disposal methods, so as to reduce waste emissions. During the Reporting Period, there were no material non-compliance accidents in terms of environment protection for the Group. The Group is committed to promoting environmental knowledge and advocating green life. The Group called on all the employees to build up the concept of environmental protection and energy saving, and strictly follow relevant laws and regulations in relation to environmental protection and energy saving; and it had prepared an Environmental Protection and Energy Saving Manual (環保節能手冊) and produced the bulletin boards themed “Energy Saving Propaganda” on a regular basis, in order to guide and supervise environmental protection and energy saving by all the employees. Meanwhile, the Group enhanced its energy management to create green office, based on the effect of its own offices on environment and by using information technology. There were no emissions of Ozone Depleting Substances (ODS) and other air pollutants regulated by laws and regulations during the production course of the Group. The Group would reduce the use of packaging under the Policy on Distinguishing Sales of Cloud Encryption Products and Packaging (雲加密產品與包裝區分銷售政策), and has undertaken that, its business activities would not have any material effect on the environment and natural resources.

The above measures are designed to reduce resource consumption and environmental pollution, and in line with the Group’s strategy to cut operating cost. For further details of the environmental policies and performance of the Company, please refer to the 2021 Environmental, Social and Governance Report to be published by the Company.

AUDITORS

At the 2020 annual general meeting of the Company held on 18 May 2021, the Company re-appointed Ernst & Young as the international auditor of the Company for the year ended 31 December 2021 and appointed Ernst & Young Hua Ming LLP as the PRC auditor of the Company for the year ended 31 December 2021. Ernst & Young has audited the accompanying financial statements which were prepared in accordance with the IFRSs. Ernst & Young was the reporting accountant of the Company during the listing period and the Company has not changed its auditors since the Listing Date.

On behalf of the Board

Wang Wenjing

Chairman

18 March 2022



REPORT OF SUPERVISORY COMMITTEE

During the Reporting Period, all members of the Supervisory Committee of the Company earnestly safeguarded the interest of the Company and Shareholders as a whole, and prudently and honestly performed their duties in compliance with requirements of Company Law of the PRC, relevant regulations and the Articles of Association; Supervisors of the Company attended all the Board meetings held in the year and supervised operating activities and financial condition of the Company as well as the performance of duties of Directors and senior management of the Company, thereby promoting the Company's standard operation and healthy development.

During the Reporting Period, the Supervisory Committee paid close attention to the major activities of operation and management. The Supervisory Committee convened regular meetings to consider resolutions in relation to the financial reports of the Company and supervised the financial tasks and financial condition of the Company in a timely manner. Employee representative Supervisors attended the monthly President's office meetings of the Company held in 2021, effectively performed their duties in supervising the operation and management and procedures of the Company.

During the Reporting Period, a total of two meetings were convened by the Supervisory Committee. At the first meeting of the fourth session of the Supervisory Committee for the year 2021 convened on 26 March 2021, the 2020 Annual Report, 2020 Final Financial Accounts, 2020 Profit Distribution Schemes, 2020 Internal Control Review Report, 2020 Report of the Supervisory Committee and 2020 Report of the Board were considered and approved; at the second meeting of the fourth session of the Supervisory Committee for the year 2021 convened on 18 August 2021, the 2021 Interim Report was considered and approved. All Supervisors attended the above meetings. During the Reporting Period, the Supervisory Committee supervised the convening procedures and resolutions of the general meetings and the Board meetings of the Company, the implementation of resolutions approved at the general meetings by the Board, senior management's performance of their duties and implementation of the management system of the Company in accordance with requirements of relevant laws and regulations of the PRC as well as the Articles of Association. Given the supervisory work mentioned above, the Supervisory Committee is of the view that the Company has established a comprehensive corporate governance structure and internal control system; the Company operated strictly in accordance with the standards stipulated in the laws and regulations of the PRC and the Articles of Association, while the convening procedures of general meetings and the Board meetings, rules of procedures and resolution procedures were lawful and valid; It is not aware of any breaches of laws and regulations of the PRC and the Articles of Association or prejudice to the Company's interests by any Directors and senior management when performing their duties for the Company. The relatively sound internal control system of the Company promoted the legal operation of the Company, and ensured the asset safety and operation efficiency of the Company.



REPORT OF SUPERVISORY COMMITTEE (CONTINUED)

During the Reporting Period, the Supervisory Committee examined the financial structure and financial condition of the Company in a serious and careful manner and considered that the Company maintained healthy financial condition in 2021. The standard unqualified audit report issued by Ernst & Young and Ernst & Young Hua Ming LLP and their opinions on the matters involved were objective and fair. The financial report of the Company for the year 2021 gave a true picture of the financial condition and operating results of the Company.

During the Reporting Period, members of the Supervisory Committee attended the Board meetings of the Company. The Supervisory Committee had no objections to the contents of reports and resolutions proposed by the Board at the general meetings. The Supervisory Committee supervised the implementation of resolutions approved at the general meetings and considered that the Board had duly performed relevant resolutions approved at the general meetings.

On behalf of the Supervisory Committee

Guo Jinping

Chairman of the Supervisory Committee

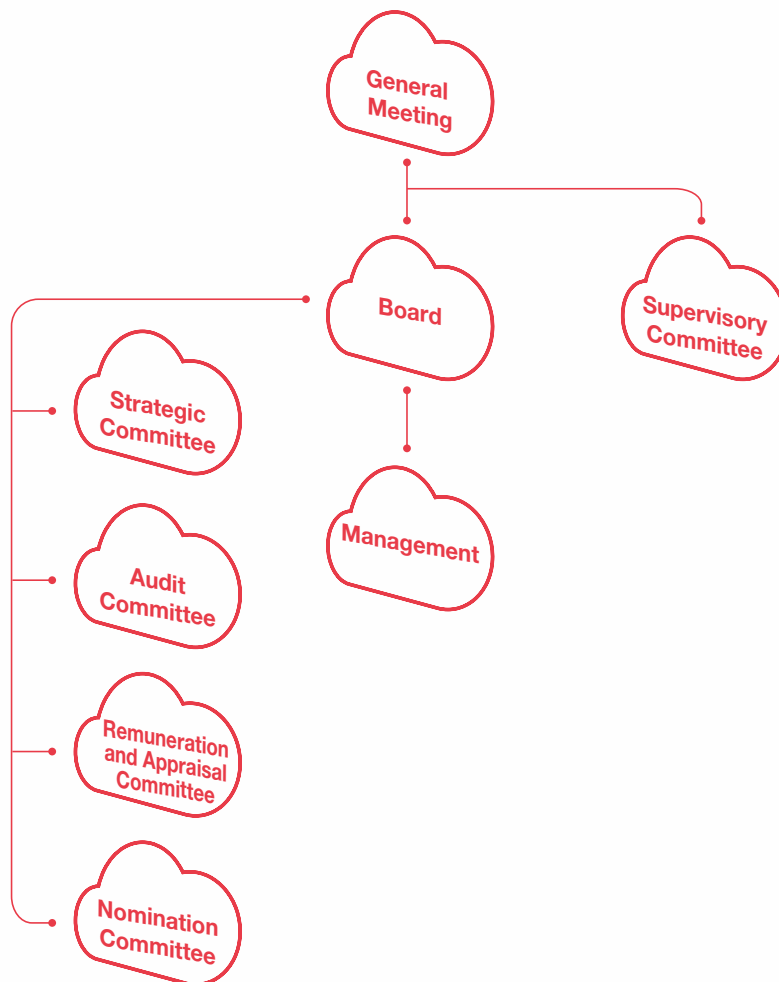
18 March 2022

CORPORATE GOVERNANCE REPORT

CORPORATE GOVERNANCE

During the Reporting Period, the Company strictly complied with requirements under the Company Law of the PRC, the Securities Law of the PRC and other laws and regulations, and requirements stipulated by domestic and overseas regulatory institutions to establish a standard and sound corporate governance structure while continuously committed to maintaining the corporate governance at a high level to improve the long-term value for Shareholders.

CORPORATE GOVERNANCE STRUCTURE





CORPORATE GOVERNANCE REPORT (CONTINUED)

CORPORATE GOVERNANCE DOCUMENTS

At present, the regulatory documents on corporate governance of the Company include but are not limited to the followings:

1. Articles of Association;
2. Rules of Procedure of General Meeting;
3. Rules of Procedure of Board;
4. Rules of Procedure of Supervisory Committee;
5. Working Rules of Strategic Committee;
6. Working Rules of Audit Committee;
7. Working Rules of Remuneration and Appraisal Committee;
8. Working Rules of the Nomination Committee;
9. Working System for Independent Directors;
10. Working Rules of President;
11. Board Diversity Policy;
12. Shareholders Communications Policies; and
13. Dividend Policy.



CORPORATE GOVERNANCE REPORT (CONTINUED)



The Board has reviewed the above-mentioned documents in relation to corporate governance adopted by the Company, and considered that such documents have met the requirements of all code provisions of the Corporate Governance Code as set out in Appendix 14 to the Listing Rules. The corporate governance code adopted by the Company is more stringent than the code provisions set out in the Corporate Governance Code in the following aspects:

1. Apart from the Audit Committee, Remuneration and Appraisal Committee and Nomination Committee, the Company has also established the Strategic Committee.
2. Independent non-executive Directors are required to review the information in relation to the compliance and implementation of the Non-Competition Undertakings data provided by the controlling Shareholder at least once a year.

CORPORATE GOVERNANCE CODE

During the Reporting Period and as at the Latest Practicable Date, the Company had fully complied with the requirements set out in the Corporate Governance Code.

SECURITIES TRANSACTIONS BY DIRECTORS AND SUPERVISORS

The Company has adopted the Model Code set out in Appendix 10 to the Listing Rules, and requires Directors and Supervisors to deal with securities in accordance with the Model Code. The Model Code is also applicable to the senior management of the Company. After making specific enquiries by the Company, all Directors and Supervisors confirmed that they had fully complied with the Model Code during the Reporting Period.

CORPORATE GOVERNANCE REPORT (CONTINUED)

BOARD

The composition of the Board and the relevant information during the Reporting Period and as at the Latest Practicable Date are set out as follows:

Director	Age	Position	Term of office
Mr. Wang Wenjing (王文京先生)	57	Non-executive Director, Chairman	From 8 September 2020 to 7 September 2023
Mr. Wu Zhengping (吳政平先生)	57	Non-executive Director	From 8 September 2020 to 7 September 2023
Mr. Yang Yuchun (楊雨春先生)	49	Executive Director, President	From 8 September 2020 to 7 September 2023
Mr. Chen, Kevin Chien- wen (陳建文先生)	67	Independent non- executive Director	From 8 September 2020 to 7 September 2023
Mr. Lau, Chun Fai Douglas (劉俊輝先生)	49	Independent non- executive Director	From 8 September 2020 to 7 September 2023
Mr. Chen Shuning (陳淑宁先生)	58	Independent non- executive Director	From 8 September 2020 to 7 September 2023

CORPORATE GOVERNANCE REPORT (CONTINUED)

The Board currently consists of six members, three of whom are independent non-executive Directors. According to the Articles of Association, the functions and powers of the Board include, amongst others:

- being responsible for convening the general meetings and reporting on work to the general meetings;
- implementing the resolutions of the general meetings;
- determining the business plan and investment proposal of the Company;
- formulating the annual financial budgets and final financial accounts of the Company;
- formulating the profit distribution schemes and loss remedy plans of the Company;
- formulating the plans for increasing or decreasing registered capital and the issuance of corporate bonds or other securities as well as the listing scheme of the Company;
- preparing plans for merger, spin-off, dissolution or transformation of the Company;
- preparing plans for major acquisitions and repurchase of the shares of the Company;
- determining such matters as the external investments, purchase/sale of assets, asset pledges, external guarantees, entrusting wealth management and connected transactions of the Company within the scope authorized by the general meetings;
- deciding on the Company's internal management structure;
- deciding on the structure of the special committees of the Board, appointing or dismissing the chairman (convenor) of special committees of the Board;
- appointing or dismissing the president, secretary to the Board, company secretary of the Company; based on the nomination by the president, appointing or dismissing senior management including vice president and chief financial officer of the Company and determining their remuneration;
- formulating the basic management system of the Company;
- formulating the amendments to the Articles of Association;

CORPORATE GOVERNANCE REPORT (CONTINUED)

- formulating share incentive schemes of the Company;
- managing the information disclosure of the Company;
- proposing the appointment or replacement of the accounting firm that provides audit services for the Company at the general meeting;
- listening to the work report made by the president and reviewing the work performance by the president of the Company;
- considering and approving the provision by the Company of any external guarantee other than those to be approved by the general meeting in accordance with the Articles of Association;
- formulating and reviewing the Company's corporate governance policy and practices;
- reviewing and supervising policies and practices regarding the compliance of laws and regulatory requirements;
- reviewing and supervising the training and continuing occupational development for the Directors and senior management;
- reviewing the Company's compliance with the Corporate Governance Code in the Listing Rules and disclosure in the Corporate Governance Report;
- deciding on other major matters and administrative affairs other than those specified in the laws, administrative regulations, regulations of the competent authorities, listing rules of the place(s) where the Company's shares are listed and the Articles of Association to be determined at the general meeting and execution of other important agreements; and
- performing other powers and duties authorized by the laws, administrative regulations, and regulations of authorities, listing rules of the place(s) where the Company's shares are listed, the Articles of Association and other duties entrusted at the general meeting.

CORPORATE GOVERNANCE REPORT (CONTINUED)

It is the responsibility of the Board to prepare the financial statements for each fiscal year to give a true and fair view of the financial condition of the Company and the results and cash flow during the relevant period. When preparing the financial statements for the year ended 31 December 2021, the Board selected and applied appropriate accounting policies and made prudent, fair and reasonable judgment and estimate to prepare the financial statements on a going concern basis. The Board is responsible for properly maintaining the account records of the financial information of the Company and disclosing the same reasonably and accurately at any time.

The Company's management comprises one president, several vice presidents and a chief financial officer. The president is responsible to the Board and shall mainly perform the following functions:

- being in charge of the production, operation and management of the Company and reporting to the Board;
- organizing the implementation of the resolutions of the Board;
- organizing the implementation of the annual business plan and investment program of the Company formulated by the Board;
- preparing plans for the establishment of the internal management structure of the Company;
- preparing plans for the establishment of the branch bodies of the Company;
- preparing basic management systems of the Company;
- formulating specific rules and regulations of the Company;
- proposing the appointment or dismissal of the vice presidents and the chief financial officer of the Company to the Board;
- appointing or dismissing other management personnel other than those required to be appointed or dismissed by the Board;
- determining the salaries, benefits, rewards and punishment for the staff of the Company, and making decisions on the appointment and dismissal of the Company's staff; and
- other functions and powers conferred by the Articles of Association or the Board.

CORPORATE GOVERNANCE REPORT (CONTINUED)

During the Reporting Period, Mr. Wang Wenjing, a non-executive Director, served as Chairman of the Board of the Company and Mr. Yang Yuchun, an executive Director, served as the President of the Company. The Chairman and the President are two different positions which are clearly delineated. The Chairman shall not concurrently serve as the President. The responsibilities between the Chairman and the President shall be clearly separated and defined in written form. The Chairman is responsible for managing the operation of the Board while the President is responsible for the business operation of the Company. The Articles of Association sets out in detail the respective responsibilities of the Chairman and the President. Senior management of the Company, other than the Directors and the Supervisors, are responsible for the daily business operation of the Company. Their positions are set out in the section of "BIOGRAPHIES OF DIRECTORS, SUPERVISORS AND SENIOR MANAGEMENT" in this report.

All Directors are required to declare any direct or indirect interest involved in any matter or transaction to be considered at Board meetings, and interested Directors shall abstain from the meeting when appropriate.

A total of seven Board meetings were convened during 2021. The Directors' attendance rate is as follows:

Directors	Number of Attendance in Person	Number of Attendance by Proxy	Attendance Rate
Wang Wenjing	7	–	100%
Wu Zhengping	7	–	100%
Yang Yuchun	7	–	100%
Chen, Kevin Chien-wen	7	–	100%
Lau, Chun Fai Douglas	7	–	100%
Chen Shuning	7	–	100%

CORPORATE GOVERNANCE REPORT (CONTINUED)

A total of two general meetings were convened during 2021. The attendance rate of the Directors is as follows:

Directors	Number of Attendance in Person	Number of Attendance by Proxy	Attendance Rate
Wang Wenjing	2	–	100%
Wu Zhengping	2	–	100%
Yang Yuchun	2	–	100%
Chen, Kevin Chien-wen	2	–	100%
Lau, Chun Fai Douglas	2	–	100%
Chen Shuning	2	–	100%

During the Reporting Period and as at the Latest Practicable Date, the Board has been complying with Rule 3.10(1) of the Listing Rules, which requires a minimum of three independent non-executive Directors, Rule 3.10A of the Listing Rules, which requires independent non-executive Directors representing at least one-third of the Board, and Rule 3.10(2) of the Listing Rules, which requires that at least one of the independent non-executive Directors must have appropriate professional qualifications or accounting or related financial management expertise.

In accordance with the requirements of the Listing Rules, the Company made the following confirmation as to the independence of the independent non-executive Directors: the Company has received the annual confirmation letter of independence given by each of the independent non-executive Directors and confirms their compliance with the independence requirements as set out in Rule 3.13 of the Listing Rules. The Company is of the view that all the independent non-executive Directors are independent parties.

Each of the independent non-executive Directors shall have the same term of office of three years as other Directors, and may be re-appointed upon expiry of the term of office provided that the consecutive terms shall be in compliance with relevant requirements under the relevant laws, regulations or regulatory rules of the place(s) where the Company's shares are listed. Independent non-executive Directors shall not be removed without reasonable ground prior to the expiry of their terms of office. The Company shall make special disclosure for any early removal of any independent non-executive Director.

Other than their duties in the Company, the Directors, the Supervisors and senior management of the Company do not have any relationship among themselves in financial, business, family or other material aspects.

CORPORATE GOVERNANCE REPORT (CONTINUED)

During the Reporting Period, all Directors proactively participated in continuous professional training and developed and updated their knowledge and skills in a move to ensure that their contribution to the Board remained completely informed and relevant. The continuous professional training attended by Directors during the Reporting Period is summarized as follows:

Directors	Scope		
	Laws and regulations	Corporate governance	Director's responsibilities/ the Group's business
Wang Wenjing	✓	✓	✓
Wu Zhengping	✓	✓	✓
Yang Yuchun	✓	✓	✓
Chen, Kevin Chien-wen	✓	✓	✓
Lau, Chun Fai Douglas	✓	✓	✓
Chen Shuning	✓	✓	✓

The Company has established the Strategic Committee, the Audit Committee, the Remuneration and Appraisal Committee and the Nomination Committee.

Strategic Committee

During the Reporting Period and as at the Latest Practicable Date, the Strategic Committee consisted of Mr. Wang Wenjing, a non-executive Director, Mr. Yang Yuchun, an executive Director, and Mr. Chen Shuning, an independent non-executive Director, among whom, Mr. Wang Wenjing was the chairman of the committee.

CORPORATE GOVERNANCE REPORT (CONTINUED)

The primary duties of the Strategic Committee include:

- reviewing and making recommendations to the Board on the plans for strategic development of the Company;
- reviewing and making recommendations to the Board on planning, feasibility studies, external negotiations, due diligence, intent to cooperate and the execution of contracts in relation to new major investment by the Company, in light of the plans for the strategic development of the Company;
- reviewing and making relevant recommendations to the Board on major financing, capital operation and assets management, including the issuance of shares or corporate bonds of the Company;
- reviewing and making relevant recommendations to the Board on mergers, divisions, liquidation of the Company and other material matters which will affect the development of the Company; and
- monitoring and supervising, and proposing adjustment to as necessary, the implementation of the above matters upon approval by the Board.

Two meetings of the Strategic Committee were convened during the Reporting Period. The attendance rate of the committee members is as follows:

Members	Number of Attendance in Person	Number of Attendance by Proxy	Attendance Rate
Wang Wenjing	2	–	100%
Yang Yuchun	2	–	100%
Chen Shuning	2	–	100%



CORPORATE GOVERNANCE REPORT (CONTINUED)

The details of the meetings are as follows:

At the 2021 first meeting of the Strategic Committee of the fourth session of the Board held on 13 January 2021, the resolution in relation to the initial public offering of Renminbi ordinary Shares (A Shares) and the listing was considered and approved.

At the 2021 second meeting of the Strategic Committee of the fourth session of the Board held on 25 March 2021, the resolution in relation to the work plan of the Company for 2021 was considered and approved.

Audit Committee

During the Reporting Period and as at the Latest Practicable Date, the Audit Committee consisted of Mr. Chen, Kevin Chien-wen, an independent non-executive Director, Mr. Wu Zhengping, a non-executive Director, and Mr. Lau, Chun Fai Douglas, an independent non-executive Director, among whom, Mr. Chen, Kevin Chien-wen was the chairman of the committee.

The primary duties of the Audit Committee include:

- making recommendations to the Board on appointing and replacing external auditors;
- being responsible for the communication between the internal audit department of the Company and external auditors as the representative of the Company and external auditors;
- developing and implementing policy on the provision of non-audit services by external auditors according to work demands;
- reviewing financial information of the Company and its disclosures;
- discussing any queries raised by the independent auditor after reviewing the half-year accounts and auditing the annual accounts of the Company;
- reviewing the Company's financial policies, internal auditing system, internal control and risk management systems and proposing opinions and suggestions on improvement;
- reviewing the following arrangements made by the Company: employees of the Company can raise concerns in confidence about possible improprieties in financial reporting, risk management, internal control or other matters;

CORPORATE GOVERNANCE REPORT (CONTINUED)

- establishing relevant procedures to ensure fair and independent investigation and settlement of complaints in relation to accounting, risk management, internal control, audit or others and ensuring the confidentiality thereof;
- finishing other works assigned by the Board; and
- fulfilling other responsibilities conferred by regulatory institutions including the Hong Kong Stock Exchange and the Securities and Futures Commission of Hong Kong.

The Company has fully complied with the requirements of the Rule 3.21 of the Listing Rules during the Reporting Period.

A total of four meetings of the Audit Committee were convened during the Reporting Period. The attendance rate of the members is as follows:

Members	Number of Attendance in Person	Number of Attendance by Proxy	Attendance Rate
Chen, Kevin Chien-wen	4	–	100%
Wu Zhengping	4	–	100%
Lau, Chun Fai Douglas	4	–	100%

The details of the meetings are as follows:

At the 2021 first meeting of the Audit Committee of the fourth session of the Board held on 25 March 2021, the 2020 annual report of the Company, the 2020 Internal Control Review Report of the Company issued by SHINEWING Risk Services Limited, an independent consultant of internal control of the Company, the 2020 Report on Corporate Risk Assessment of the Company, the audited financial statements for the year ended 31 December 2020 prepared by the Company according to the CASBE and the resolution in relation to the engagement of auditor of the Company on financial statement were considered and approved.

At the 2021 second meeting of the Audit Committee of the fourth session of the Board held on 18 August 2021, the 2021 interim report of the Company was considered and approved.

At the 2021 third meeting of the Audit Committee of the fourth session of the Board held on 15 December 2021, the resolution in relation to the audit plan for the 2021 consolidated financial statements of the Company was considered and approved.



CORPORATE GOVERNANCE REPORT (CONTINUED)

At the 2021 fourth meeting of the Audit Committee of the fourth session of the Board held on 24 December 2021, the resolution in relation to the remunerations of auditors of the Company in 2021 was considered and approved.

The Audit Committee had reviewed the accounting principles and practices adopted by the Group and discussed and reviewed the matters on, among others, risk management and the internal control, enterprise risk assessment, financial statements and the effectiveness of the internal audit function, including the review of audited annual results and annual report for the year of 2021, on which they had no dissenting opinion.

The Audit Committee has recommended to the Board that Ernst & Young and Ernst & Young Hua Ming LLP be retained as the Company's auditors for the year 2022, subject to the shareholders' approval at the forthcoming 2021 annual general meeting.

Remuneration and Appraisal Committee

During the Reporting Period and as at the Latest Practicable Date, the Remuneration and Appraisal Committee consisted of Mr. Lau, Chun Fai Douglas, an independent non-executive Director, Mr. Yang Yuchun, an executive Director, and Mr. Chen Shuning, an independent non-executive Director, among whom, Mr. Lau, Chun Fai Douglas was the chairman of the committee. The Remuneration and Appraisal Committee is mainly responsible for examining the appraisal and remuneration of Directors and senior management and giving its advice and recommendations thereon.

The primary duties of the Remuneration and Appraisal Committee include:

- studying and reviewing the remuneration policies, proposals and structure for the Directors and senior management and establishing standard and transparent procedures of the remuneration policies and making recommendations to the Board on remuneration policies;
- examining the proposed remunerations to the management according to the corporate goals and objectives developed by the Board from time to time;
- recommending to the Board on the remuneration packages offered to individual executive Directors and senior management, including non-monetary income, pension and compensation (including compensation payable for loss or termination of office or position);

CORPORATE GOVERNANCE REPORT (CONTINUED)

- making recommendations to the Board concerning remuneration packages offered to non-executive Directors;
- examining the performance of duties of the Directors and senior management of the Company and to appraise their annual performance;
- supervising the implementation of the remuneration system of the Company; and
- other matters authorized by the Board.

A total of two meetings of the Remuneration and Appraisal Committee were convened during the Reporting Period. The attendance rate of the members is as follows:

Members	Number of Attendance in Person	Number of Attendance by Proxy	Attendance Rate
Lau, Chun Fai Douglas	2	–	100%
Yang Yuchun	2	–	100%
Chen Shuning	2	–	100%

The details of the meetings are as follows:

At the 2021 first meeting of the Remuneration and Appraisal Committee of the fourth session of the Board held on 25 March 2021, the resolutions in relation to the remuneration of senior management in 2020 and the remuneration plan for 2021 of the Company were considered and approved.

At the 2021 second meeting of the Remuneration and Appraisal Committee of the fourth session of the Board held on 25 May 2021, the resolutions in relation to the effectiveness of 2020 initial grant pursuant to the Long-term Employee Incentive Point Scheme and supplemental grant point were considered and approved.

CORPORATE GOVERNANCE REPORT (CONTINUED)

Nomination Committee

During the Reporting Period and as at the Latest Practicable Date, the Nomination Committee consisted of Mr. Chen Shuning, an independent non-executive Director, Mr. Wang Wenjing, a non-executive Director, and Mr. Chen, Kevin Chien-wen, an independent non-executive Director, among whom, Mr. Chen Shuning was the chairman of the committee.

The primary duties of the Nomination Committee include:

- considering the criteria and procedures for selecting Directors, the president and other senior management and making recommendations thereon to the Board. Factors to be considered include but not limited to gender, age, culture, educational background, and professional experience;
- advising the Board on the appointment or re-appointment of Directors and the succession plan for Directors, in particular the Chairman and the President, and ensuring that the candidates for Directors have the skills, experience and diverse perspectives required for the operations of the Company;
- examining and making suggestions on the candidates for the President and other senior management of the Company;
- reviewing the structure, size and composition of the Board (including skills, knowledge and experience) at least annually and making recommendations on any proposed changes to the Board to complement the Company's corporate strategy;
- monitoring the implementation of the Board diversity policy, to review the policy in due course and to present proposals to the Board on any requisite amendments;
- reviewing the independence of the independent non-executive Directors; and
- other matters authorized by the Board.

The Nomination Committee shall be responsible for the specific implementation of the policy on nomination Directors of the Company. Our Company's directors nomination policy consists of the procedures of nominating Directors, the key criteria and principles to be considered when nominating Directors.

The procedures of nominating Directors are as follows: the Nomination Committee submits a list of candidates for Directors which will then be submitted by the Nomination Committee to the Board for consideration and to the general meeting for approval.

CORPORATE GOVERNANCE REPORT (CONTINUED)

The procedures for reviewing the candidates for Directors include: (1) collecting or requiring relevant departments of the Company to collect and understand information on the occupation, educational background, title, detailed working experience and all part-time experience of the candidates, and preparing written materials accordingly; (2) seeking the opinions of the candidates for Directors and obtaining their written consent; (3) convening meetings of the Nomination Committee to review the candidates' qualifications pursuant to the requirements of Directors, make suggestions and recommend appointments by way of proposals; and (4) carrying out other follow-up works in accordance with the decisions or feedback of the Board.

The Company's key criteria and principles to be considered in nomination of Directors include: (1) considering the criteria and procedures for selecting Directors and making recommendations thereon to the Board. Factors to be considered include but not limited to gender, age, culture, educational background, and professional experience; (2) ensuring that the candidates for Directors have the skills, experience and diverse perspectives required for the operations of the Company; and (3) reviewing the structure, size and composition of the Board (including skills, knowledge and experience) at least annually and making recommendations on any proposed changes to the Board to complement the Company's corporate strategy.

One meeting of the Nomination Committee was convened during the Reporting Period. The attendance rate of the members is as follows:

Members	Number of Attendance in Person	Number of Attendance by Proxy	Attendance Rate
Chen Shuning	1	–	100%
Wang Wenjing	1	–	100%
Chen, Kevin Chien-wen	1	–	100%

The details of the meeting are as follows:

At the 2021 first meeting of the Nomination Committee of the fourth session of the Board held on 14 September 2021, the resolution in relation to the change of secretary to the Board was considered and approved, pursuant to which Ms. Bao Jie was appointed as secretary to the Board with a term of office commencing from the date of adoption of the appointment resolution at the Board meeting to the date of expiration of the term of the fourth session of the Board, and Mr. You Hongtao ceased to be secretary to the Board and the vice president of the Company.

CORPORATE GOVERNANCE REPORT (CONTINUED)

BOARD DIVERSITY POLICY

The Board adopted the following board diversity policy:

With a view to achieving a sustainable and balanced development, the Company believes increasing diversity of the Board is an essential element in supporting the attainment of its strategic objectives and sustainable development. All the appointments made by the Board will be based on meritocracy, and candidates will be adequately considered with reference to objective criteria, together with the benefit brought to the Board by adoption of board diversity. Selection of Board members will be based on a range of diversity perspectives, including but not limited to gender, age, cultural and educational background, professional experience, skills, knowledge and length of service. The ultimate decision will be based on the specific demand for talents of the various stages in the business development and strategic planning of the Company, and also the merits and contribution to be made by the selected candidates. The composition of the Board (including gender, age and length of service) will be disclosed in the Corporate Governance Report annually. The following table shows the diversity profile of the Board as at 31 December 2021:

Age group	2	3	1
	Aged no more than 50	Aged 51 to 60	Aged equal to or above 61
Terms of office	2	0	4
	Below 5 years	5 to 10 years	Above 10 years
Types of director	2	1	3
	Non-executive Director	Executive Director	Independent non-executive Director

Currently, the members of the fourth session of the Board of the Company are male. The Company will appoint one or more female directors by 31 December 2024 to achieve the long-term strategic goal of sustainable and balanced development of the Group. In order to achieve the goal of the diversity of the Board as soon as possible, the Company will keep an eye on and actively seek suitable candidates according to the board diversity policy.

CORPORATE GOVERNANCE REPORT (CONTINUED)

CORPORATE GOVERNANCE FUNCTIONS

During the Reporting Period, the Board had performed the following corporate governance functions:

- formulating and reviewing the Company's policies and practices on corporate governance;
- reviewing and monitoring the Company's policies and practices on compliance with legal and regulatory requirements;
- reviewing and monitoring the training and continuous professional development of Directors and senior management;
- reviewing the Company's compliance with the Corporate Governance Code in the Listing Rules and disclosure in the Corporate Governance Report.

AUDITOR'S REMUNERATION

Ernst & Young and Ernst & Young Hua Ming LLP were appointed as the international auditor and the PRC auditor of the Company for 2021, respectively. The service fees charged to the Group by Ernst & Young and Ernst & Young Hua Ming LLP for the year ended 31 December 2021 were as follows: the negotiated procedures fee of the IFRS Interim Financial Statements amounting to RMB0.34 million, the fee for annual audit of the IFRS Financial Statements amounting to RMB1.02 million (including the fee for annual verification of the non-exempt continuing connected transactions); the fee for annual audit of the financial statements of the Company in respect of CASBE amounting to RMB0.08 million.

JOINT COMPANY SECRETARIES

Ms. Bao Jie and Mr. Ngai Wai Fung were appointed as joint company secretaries of the Company. Ms. Bao Jie, the secretary to the Board and joint company secretary of the Company, serves as the primary contact person between Mr. Ngai Wai Fung and the Company. During the Reporting Period, Ms. Bao Jie and Mr. Ngai Wai Fung have attended relevant professional trainings for not less than 15 hours.

FINANCIAL REPORTING

The management provides members of the Board with updated financial reporting information on a monthly basis, setting out relevant accounts data, financial position and achievement of operation budget of the Group. This is to ensure Directors have sufficient information and knowledge about the Group's affairs to effectively fulfill their responsibilities and obligations. The Directors acknowledged their responsibility for preparation of financial statements which shall give a true and fair view of the Group's financial situation, results of operations and cash flows for the year.



CORPORATE GOVERNANCE REPORT (CONTINUED)

In preparing the financial statements in the Reporting Period, the Directors have selected suitable accounting policies and adopted appropriate accounting standards. Based on judgments and estimates that are prudent and reasonable, the Directors had ensured that the accounts are prepared on the going concern basis. The Directors confirm that the preparation of the financial statements of the Group is in accordance with statutory requirements and applicable accounting standards.

The Directors are not aware of any material uncertainties relating to events or conditions that may cast significant doubt upon the ability of the Company to continue as a going concern. The statement of auditors about their reporting responsibilities on the financial statements is set out in the “Report of the Independent Auditor” in this report.

The Board recognizes the importance of good corporate governance, transparency and its accountability to shareholders. It shall present a balanced, clear and understandable assessment in annual and interim reports of the Company and other financial disclosures as required to be disclosed under the Listing Rules, and reports to regulators as well as to information required to be disclosed pursuant to statutory requirements.

RISK MANAGEMENT AND INTERNAL CONTROL

In order to fulfill the relevant regulatory requirements of the place where the Company is listed and strengthen the risk management and internal control management of the Company, the Company has established a range of risk management and internal control management systems, including documents such as “Administrative Measures for Information Disclosure”, “Administrative Measures for Connected Transactions”, “Administrative System for Financial Reports”, “Financial Reimbursement System”, “Funds Management System”, “Administrative System for Procurement”, “Administrative System for Budget”, “Administrative Measures for External Investment”, “Internal Audit System” and “Risk Management System”, thus establishing the risk management and internal control system.

The Board shall be responsible for the risk management and internal control systems of the Group, and has the responsibility to review the effectiveness of such systems. Such systems are designed based on the specific needs and risks of the Group, aiming at managing rather than eliminating the risk of failing to meet the business goals, and providing reasonable rather than absolute warranties as to the absence of any material misstatements or losses.

The Company implements comprehensive risk management by integrating specific requirements of risk management into daily management and business processes, and has established a risk control matrix for major business processes and designating the personnel responsible for business as the first responsible person for risk management to monitor the implementation of risk response measures. Meanwhile, the Company’s management conducts a regular comprehensive assessment of enterprise risks annually, to identify and evaluate the major risks in all aspects of the Company, formulates risk response measures and prepares an assessment report on enterprise risks. The Board and the Audit Committee of the company will review the risk assessment report, discuss with management on major risks the Company is exposed to, and urge the management to cope with risk.



CORPORATE GOVERNANCE REPORT (CONTINUED)

During the Reporting Period, the Board has reviewed the effectiveness of the risk management and internal control systems of the Company according to the Corporate Governance Code. Upon the examination and review for all aspects of the risk management and internal systems, the Board was of the opinion that the risk management and internal control systems of the Company were effective and adequate. The above review covered all important control aspects of the Company, including financial control, operation control and compliance control, and risk management function control. Meanwhile, the Company appointed SHINEWING Risk Services Limited as the independent internal control advisor to review the risk management and internal control in material aspects of the Company for 2021 and issued the risk management and internal control review report. The report was considered and approved by the Audit Committee and the Board.

The Board shall comprehensively supervise and review the implementation of internal audit of the Company. The Company has set up the audit and supervision department which is responsible for the work of internal audit and performing internal audit function of the Company. The audit and supervision department shall be responsible to and report work to the Audit Committee. The Audit Committee of the Company is responsible for supervising the work of the audit and supervision department and making advice and recommendations on the appraisal and change of the person-in-charge of the audit and supervision department.

In case significant risk management and internal control deficiencies are identified in the course of the review of the above risk management and internal control systems of the Company, the audit and supervision department of the Company will urge responsible person to rectify them within limited time and will report to the Board and the Audit Committee of the results of the rectification upon confirmation of such rectification by the independent internal control advisor.

The Company has formulated the Administrative Measures for Information Disclosure, which has provided guidance on the management, protection and proper disclosure of information that has not already been made public. The Directors, Supervisors, management and employees of the Company strictly adhere to the statutory requirement, rules, regulations and in-house inside information requirements of the Company relating to their responsibilities of keeping information confidential.

No material risk management and internal control defect has been identified within the Company and its subsidiaries.



CORPORATE GOVERNANCE REPORT (CONTINUED)

SHAREHOLDERS' RIGHT

As the owners of the Company, Shareholders are entitled to the various rights stipulated by laws, administrative rules and regulations and the Articles of Association. The general meeting is the supreme authority of the Company, through which Shareholders exercise their power. During the Reporting Period, the Company held two general meetings.

The Board and senior management of the Company understand that they are representing the interests of all the Shareholders of the Company and their first priority is to maintain the stable and continuous growth of Shareholders' investment returns in the long run and enhance the competitiveness of the business.

The procedures for Shareholders to convene a general meeting are as follows:

Shareholders severally or jointly holding more than 10% of shares of the Company shall be entitled to request the Board to convene an extraordinary general meeting or class meeting upon signing one or several written requests with the same content and format, and stating the subject of the meeting. If the Board agrees to convene the extraordinary general meeting or class meeting, it shall issue a notice of general meeting within 5 days upon the decision is made by the Board. If the Board disagrees to convene the extraordinary general meeting or class meeting, or does not reply within 10 days upon receipt of the proposal, Shareholders severally or jointly holding more than 10% of the shares of the Company are entitled to request the Supervisory Committee in writing to hold an extraordinary general meeting or class meeting. If the Supervisory Committee agrees to convene the extraordinary general meeting or class meeting, it shall issue a notice of general meeting within 5 days upon receipt of the proposal. If the Supervisory Committee does not issue the notice of general meeting within the prescribed period, it shall be deemed as the Supervisory Committee not convening and not holding the general meeting. After more than 90 consecutive days the Shareholders who severally or jointly hold more than 10% of the shares of the Company may convene and hold the meeting themselves.

The procedures for proposing suggestions by relevant Shareholders at the general meeting are as follows:

Shareholder(s) severally or jointly holding more than 3% shares of the Company may submit written provisional proposals to the convener 10 days before a general meeting is convened. The convener shall serve a supplementary notice of general meeting to other Shareholders within 2 days upon receipt of such proposals and announce the contents of provisional proposals.

The procedures for enquiry from Shareholders to the Board are as follows:

Shareholders may make enquiries to the Board through contact information for investors set out in the section headed "CORPORATE INFORMATION" of this annual report.



CORPORATE GOVERNANCE REPORT (CONTINUED)

INVESTOR RELATIONS AND COMMUNICATION WITH SHAREHOLDERS

During the Reporting Period, the Company had highly valued investor relations and communicated with its investors and Shareholders in a pro-active, honest and open manner through a number of formal channels including general meetings, results teleconference, roadshows, in-house visits for investors and by way of telephone and emails for inquiry. The Board has formulated shareholders communications policies to ensure investors and Shareholders to access the public information of the Company that is comprehensive, identical and easy to understand in due course.

The Company issues annual report and interim report and dispatches them to the Shareholders. The Company also publishes its announcements, circulars and other information on the website of Hong Kong Stock Exchange (www.hkexnews.hk) and its website (www.chanjet.com).

To provide more effective channels of communication, the Company updates its website from time to time and releases corporate information on its website when appropriate.

AMENDMENTS TO THE ARTICLES OF ASSOCIATION

During the Reporting Period, (1) in order to meet the business development needs of the Company, the Company has made certain amendments to the business scope provisions in the Articles of Association of the Company, further details of which refer to the announcements of the Company dated 26 April 2021, 18 May 2021 and the circular of the Company dated 30 April 2021; and (2) in view of the completion of the Capitalization Issue, the total share capital of the Company increased from 217,181,666 shares to 325,772,499 shares, and the registered capital increased from RMB217,181,666 to RMB325,772,499. Therefore, the Company shall make certain corresponding amendments to the Articles of Association, further details of which refer to the announcements of the Company dated 18 August 2021, 27 September 2021 and the circular of the Company dated 9 September 2021.



INDEPENDENT AUDITOR'S REPORT



27/F, One Taikoo Place Tel: +852 2846 9888
979 King's Road Fax: +852 2868 4432
Quarry Bay, Hong Kong ey.com

To the shareholders of Chanjet Information Technology Company Limited

(Established in the People's Republic of China with limited liability)

OPINION

We have audited the consolidated financial statements of Chanjet Information Technology Company Limited (the “**Company**”) and its subsidiaries (the “**Group**”) set out on pages 108 to 222, which comprise the consolidated statement of financial position as at 31 December 2021, and the consolidated statement of profit or loss, the consolidated statement of comprehensive income, the consolidated statement of changes in equity and the consolidated statement of cash flows for the year then ended, and notes to the consolidated financial statements, including a summary of significant accounting policies.

In our opinion, the consolidated financial statements give a true and fair view of the consolidated financial position of the Group as at 31 December 2021, and of its consolidated financial performance and its consolidated cash flows for the year then ended in accordance with International Financial Reporting Standards (“**IFRSs**”) issued by the International Accounting Standards Board (“**IASB**”) and have been properly prepared in compliance with the disclosure requirements of the Hong Kong Companies Ordinance.

BASIS FOR OPINION

We conducted our audit in accordance with International Standards on Auditing (“**ISAs**”) issued by the International Auditing and Assurance Standards Board. Our responsibilities under those standards are further described in the *Auditor's responsibilities for the audit of the consolidated financial statements* section of our report. We are independent of the Group in accordance with the *Code of Ethics for Professional Accountants* (the “**Code**”) issued by the Hong Kong Institute of Certified Public Accountants, and we have fulfilled our other ethical responsibilities in accordance with the Code. We believe that the audit evidence we have obtained is sufficient and appropriate to provide a basis for our opinion.

INDEPENDENT AUDITOR'S REPORT (CONTINUED)

KEY AUDIT MATTERS

Key audit matters are those matters that, in our professional judgement, were of most significance in our audit of the consolidated financial statements of the current period. These matters were addressed in the context of our audit of the consolidated financial statements as a whole, and in forming our opinion thereon, and we do not provide a separate opinion on these matters. For each matter below, our description of how our audit addressed the matter is provided in that context.

We have fulfilled the responsibilities described in the *Auditor's responsibilities for the audit of the consolidated financial statements* section of our report, including in relation to these matters. Accordingly, our audit included the performance of procedures designed to respond to our assessment of the risks of material misstatement of the consolidated financial statements. The results of our audit procedures, including the procedures performed to address the matters below, provide the basis for our audit opinion on the accompanying consolidated financial statements.

Key audit matters	How our audit addressed the key audit matters
<i>Assessment of impairment for internally generated intangible assets of cloud application and platform</i>	
<p>The carrying amount of internally generated intangible assets of cloud application and platform amounted to RMB11,363,000 as at 31 December 2021. The Company performed an impairment test on the internally generated intangible assets for those with impairment indicator according to the requirements of the accounting standards. The determination of the recoverable amount for each cash-generating unit to which the intangible assets was allocated was highly dependent on estimates and assumptions, such as estimated future cash flows, the long-term growth rate and the discount rate. The use of different estimates and assumptions could result in significantly different impairment testing results.</p> <p>The accounting policies and disclosures for the impairment test for intangible assets are included in notes 2.4, 3 and 15 to the financial statements.</p>	<p>Our audit procedures included, among others, obtaining an understanding of the process of estimating the future cash flows, assessing the 2022 budget approved by management and the cash flow projections for 2023 to 2026, evaluating management's main assumptions including the long-term growth rate and discount rate, checking the pricing strategy of each product, examining the differences between cash flow projections and actual cash flows, and checking cash flow projections by comparing to the industry trend analysis. Furthermore, we involved internal valuation experts to assist us in evaluating the long-term growth rate and the discount rate. We also performed a sensitivity analysis with respect to the key assumptions, especially the expected growth rate of the number of end users per product. We also assessed whether the disclosures in the financial statements meet the requirements of the financial reporting framework applicable to the Group.</p>

INDEPENDENT AUDITOR'S REPORT (CONTINUED)

Key audit matters	How our audit addressed the key audit matters
<i>Assessment of impairment of an investment in an associate</i>	
<p>As at 31 December 2021, the Group held an investment in an associate, Beijing Chanjet Payment Technology Co., Ltd. ("Chanjet Payment"), under the equity method of accounting amounting to RMB68,818,000. The Group recognised provision for impairment amounting to RMB36,108,000 at 31 December 2021. The carrying amount of the investment after provision for impairment was RMB32,710,000.</p> <p>An investment in an associate is subject to impairment assessments when there is an indication of impairment. The recoverable amount of the investment in Chanjet Payment was determined by management. Significant management judgements and estimates were required to determine the expected future cash flows and the assumptions used, including growth rates and discount rates applied.</p> <p>Disclosures about accounting policies, significant accounting judgements and estimates and the investment in associate is included in notes 2.4, 3 and 16 to the financial statements.</p>	<p>Our audit procedures included, among others, evaluating the assessments made by management on the existence of impairment indication on the investment in Chanjet Payment, obtaining an understanding of the process of estimating the future cash flows. Furthermore, we involved internal valuation experts to assist us in evaluating the long-term growth rates and the discount rates. We also evaluated the expected cash flow projection prepared by management by reference to the historical data, budget, available market information, etc. We also assessed whether the disclosures in the financial statements meet the requirements of the financial reporting framework applicable to the Group.</p>



INDEPENDENT AUDITOR'S REPORT (CONTINUED)

OTHER INFORMATION INCLUDED IN THE ANNUAL REPORT

The directors of the Company are responsible for the other information. The other information comprises the information included in the Annual Report, other than the consolidated financial statements and our auditor's report thereon.

Our opinion on the consolidated financial statements does not cover the other information and we do not express any form of assurance conclusion thereon.

In connection with our audit of the consolidated financial statements, our responsibility is to read the other information and, in doing so, consider whether the other information is materially inconsistent with the consolidated financial statements or our knowledge obtained in the audit or otherwise appears to be materially misstated. If, based on the work we have performed, we conclude that there is a material misstatement of this other information, we are required to report that fact. We have nothing to report in this regard.

RESPONSIBILITIES OF THE DIRECTORS FOR THE CONSOLIDATED FINANCIAL STATEMENTS

The directors of the Company are responsible for the preparation of the consolidated financial statements that give a true and fair view in accordance with IFRSs issued by the IASB and the disclosure requirements of the Hong Kong Companies Ordinance, and for such internal control as the directors determine is necessary to enable the preparation of consolidated financial statements that are free from material misstatement, whether due to fraud or error.

In preparing the consolidated financial statements, the directors of the Company are responsible for assessing the Group's ability to continue as a going concern, disclosing, as applicable, matters related to going concern and using the going concern basis of accounting unless the directors of the Company either intend to liquidate the Group or to cease operations or have no realistic alternative but to do so.

The directors of the Company are assisted by the Audit Committee in discharging their responsibilities for overseeing the Group's financial reporting process.



INDEPENDENT AUDITOR'S REPORT (CONTINUED)

AUDITOR'S RESPONSIBILITIES FOR THE AUDIT OF THE CONSOLIDATED FINANCIAL STATEMENTS

Our objectives are to obtain reasonable assurance about whether the consolidated financial statements as a whole are free from material misstatement, whether due to fraud or error, and to issue an auditor's report that includes our opinion. Our report is made solely to you, as a body, and for no other purpose. We do not assume responsibility towards or accept liability to any other person for the contents of this report.

Reasonable assurance is a high level of assurance, but is not a guarantee that an audit conducted in accordance with ISAs will always detect a material misstatement when it exists. Misstatements can arise from fraud or error and are considered material if, individually or in the aggregate, they could reasonably be expected to influence the economic decisions of users taken on the basis of these consolidated financial statements.

As part of an audit in accordance with ISAs, we exercise professional judgement and maintain professional scepticism throughout the audit. We also:

- Identify and assess the risks of material misstatement of the consolidated financial statements, whether due to fraud or error, design and perform audit procedures responsive to those risks, and obtain audit evidence that is sufficient and appropriate to provide a basis for our opinion. The risk of not detecting a material misstatement resulting from fraud is higher than for one resulting from error, as fraud may involve collusion, forgery, intentional omissions, misrepresentations, or the override of internal control.
- Obtain an understanding of internal control relevant to the audit in order to design audit procedures that are appropriate in the circumstances, but not for the purpose of expressing an opinion on the effectiveness of the Group's internal control.
- Evaluate the appropriateness of accounting policies used and the reasonableness of accounting estimates and related disclosures made by the directors.

INDEPENDENT AUDITOR'S REPORT (CONTINUED)

AUDITOR'S RESPONSIBILITIES FOR THE AUDIT OF THE CONSOLIDATED FINANCIAL STATEMENTS (CONTINUED)

- Conclude on the appropriateness of the directors' use of the going concern basis of accounting and, based on the audit evidence obtained, whether a material uncertainty exists related to events or conditions that may cast significant doubt on the Group's ability to continue as a going concern. If we conclude that a material uncertainty exists, we are required to draw attention in our auditor's report to the related disclosures in the consolidated financial statements or, if such disclosures are inadequate, to modify our opinion. Our conclusions are based on the audit evidence obtained up to the date of our auditor's report. However, future events or conditions may cause the Group to cease to continue as a going concern.
- Evaluate the overall presentation, structure and content of the consolidated financial statements, including the disclosures, and whether the consolidated financial statements represent the underlying transactions and events in a manner that achieves fair presentation.
- Obtain sufficient appropriate audit evidence regarding the financial information of the entities or business activities within the Group to express an opinion on the consolidated financial statements. We are responsible for the direction, supervision and performance of the group audit. We remain solely responsible for our audit opinion.

We communicate with the Audit Committee regarding, among other matters, the planned scope and timing of the audit and significant audit findings, including any significant deficiencies in internal control that we identify during our audit.

We also provide the Audit Committee with a statement that we have complied with relevant ethical requirements regarding independence and to communicate with them all relationships and other matters that may reasonably be thought to bear on our independence, and where applicable, actions taken to eliminate threats or safeguards applied.

From the matters communicated with the Audit Committee, we determine those matters that were of most significance in the audit of the consolidated financial statements of the current period and are therefore the key audit matters. We describe these matters in our auditor's report unless law or regulation precludes public disclosure about the matter or when, in extremely rare circumstances, we determine that a matter should not be communicated in our report because the adverse consequences of doing so would reasonably be expected to outweigh the public interest benefits of such communication.



INDEPENDENT AUDITOR'S REPORT (CONTINUED)

AUDITOR'S RESPONSIBILITIES FOR THE AUDIT OF THE CONSOLIDATED FINANCIAL STATEMENTS (CONTINUED)

The engagement partner on the audit resulting in this independent auditor's report is Tsang Pang Sum Joe.

Ernst & Young

Certified Public Accountants

Hong Kong

18 March 2022



CONSOLIDATED STATEMENT OF PROFIT OR LOSS

Year ended 31 December 2021



	Notes	2021 RMB'000	2020 RMB'000
Revenue	5	590,324	509,418
Cost of sales and services provided	6	<u>(179,972)</u>	<u>(83,434)</u>
Gross profit		410,352	425,984
Other income and gains	5	61,930	73,542
Research and development costs	6	(242,557)	(161,688)
Selling and distribution expenses		(304,462)	(189,173)
Administrative expenses		(88,403)	(65,280)
Impairment losses on financial assets		(522)	(31,110)
Other expenses		(26,637)	(23,355)
Finance costs	7	(610)	(1,404)
Share of loss of an associate	16	<u>(2,319)</u>	<u>(3,897)</u>
(Loss)/profit before tax	6	(193,228)	23,619
Income tax credit	10	<u>8,158</u>	<u>9,773</u>
(Loss)/profit for the year		<u>(185,070)</u>	<u>33,392</u>
Attributable to:			
Owners of the parent	12	<u>(185,070)</u>	<u>33,392</u>
(Loss)/earnings per share attributable to ordinary equity holders of the parent			
Basic (RMB cents)	12	<u>(62.2)</u>	<u>10.4</u>
Diluted (RMB cents)	12	<u>(62.2)</u>	<u>10.4</u>

CONSOLIDATED STATEMENT OF COMPREHENSIVE INCOME

Year ended 31 December 2021

	2021 <i>RMB'000</i>	2020 <i>RMB'000</i>
(Loss)/profit for the year	<u>(185,070)</u>	<u>33,392</u>
Other comprehensive loss		
Other comprehensive loss that may be reclassified to profit or loss in subsequent periods:		
Exchange differences:		
Exchange differences on translation of foreign operations	<u>(58)</u>	(192)
Other comprehensive loss for the year, net of tax	<u>(58)</u>	<u>(192)</u>
Total comprehensive (loss)/income for the year	<u>(185,128)</u>	<u>33,200</u>
Attributable to:		
Owners of the parent	<u>(185,128)</u>	<u>33,200</u>

CONSOLIDATED STATEMENT OF FINANCIAL POSITION

31 December 2021



	Notes	2021 RMB'000	2020 RMB'000
Non-current assets			
Property, plant and equipment	13	7,578	2,300
Right-of-use assets	14	2,037	5,740
Intangible assets	15	12,973	21,065
Investment in an associate	16	32,710	57,627
Equity investments at fair value through profit or loss	17	42,222	53,463
Deferred tax assets	27	18,485	11,514
Prepayments, other receivables and other assets	20	60,806	5,982
Total non-current assets		176,811	157,691
Current assets			
Inventories	18	723	895
Trade receivables	19	45,188	5,184
Prepayments, other receivables and other assets	20	104,904	62,734
Financial assets at fair value through profit or loss	21	100,618	102,278
Cash and bank balances	22	1,196,100	1,281,241
Total current assets		1,447,533	1,452,332
Current liabilities			
Trade payables	23	18,198	7,191
Contract liabilities	24	274,341	173,323
Other payables and accruals	25	270,178	97,077
Lease liabilities	14	1,055	5,599
Total current liabilities		563,772	283,190
Net current assets		883,761	1,169,142
Total assets less current liabilities		1,060,572	1,326,833

CONSOLIDATED STATEMENT OF FINANCIAL POSITION (CONTINUED)

31 December 2021

	Notes	2021 RMB'000	2020 RMB'000
Non-current liabilities			
Lease liabilities	14	906	304
Contract liabilities	24	97,596	60,023
Long-term liabilities	26	<u>38,681</u>	<u>405</u>
Total non-current liabilities		<u>137,183</u>	<u>60,732</u>
Net assets		<u>923,389</u>	<u>1,266,101</u>
Equity			
Equity attributable to owners of the parent			
Issued capital	28	325,772	217,182
Treasury shares held under the employee trust benefit scheme and employee share ownership scheme	29	(169,700)	(28,519)
Reserves	30	<u>767,317</u>	<u>1,077,438</u>
Total equity		<u>923,389</u>	<u>1,266,101</u>

Wang Wenjing
Director

Yang Yuchun
Director

CONSOLIDATED STATEMENT OF CHANGES IN EQUITY

Year ended 31 December 2020



	Attributable to owners of the parent								
	Issued capital	Capital reserve (i)	Statutory reserve (ii)	Treasury shares held under the employee trust benefit scheme (iii)	Merge reserve	Share-based payment reserve (iv)	Exchange fluctuation reserve	Retained profits	Total equity
	RMB'000	RMB'000	RMB'000	RMB'000	RMB'000	RMB'000	RMB'000	RMB'000	RMB'000
At 1 January 2020	217,182	920,380	73,496	(34,848)	(4)	10,618	1,877	130,187	1,318,888
Profit for the year	-	-	-	-	-	-	-	33,392	33,392
Other comprehensive loss for the year:									
Exchange differences on translation of foreign operations	-	-	-	-	-	-	(192)	-	(192)
Total comprehensive income for the year	-	-	-	-	-	-	(192)	33,392	33,200
Final 2019 dividend declared	-	-	-	-	-	-	-	(86,161)	(86,161)
Share-based payments (note 29)	-	-	-	-	-	174	-	-	174
Shares vested under the employee trust benefit scheme (note 29)	-	(3,406)	-	6,329	-	(2,923)	-	-	-
Transfer from retained profits	-	-	3,319	-	-	-	-	(3,319)	-
At 31 December 2020	<u>217,182</u>	<u>916,974*</u>	<u>76,815*</u>	<u>(28,519)</u>	<u>(4)*</u>	<u>7,869*</u>	<u>1,685*</u>	<u>74,099*</u>	<u>1,266,101</u>

CONSOLIDATED STATEMENT OF CHANGES IN EQUITY (CONTINUED)

Year ended 31 December 2021

	Attributable to owners of the parent								
	Issued capital	Capital reserve (i)	Statutory reserve (ii)	Treasury shares held under the employee trust benefit scheme and employee share ownership scheme (iii)	Merge reserve	Share-based payment reserve (iv)	Exchange fluctuation reserve	Retained profits	Total equity
	RMB'000	RMB'000	RMB'000	RMB'000	RMB'000	RMB'000	RMB'000	RMB'000	RMB'000
At 1 January 2021	217,182	916,974	76,815	(28,519)	(4)	7,869	1,685	74,099	1,266,101
Loss for the year	-	-	-	-	-	-	-	(185,070)	(185,070)
Other comprehensive loss for the year:									
Exchange differences on translation of foreign operations	-	-	-	-	-	-	(58)	-	(58)
Total comprehensive loss for the year	-	-	-	-	-	-	(58)	(185,070)	(185,128)
Final 2020 dividend declared (note 11)	-	-	-	-	-	-	-	(17,232)	(17,232)
Capitalisation of capital reserve	108,590	(108,590)	-	-	-	-	-	-	-
Share-based payments (note 29)	-	-	-	-	-	829	-	-	829
Shares purchased for employee share ownership scheme (note 29)	-	-	-	(141,181)	-	-	-	-	(141,181)
At 31 December 2021	325,772	808,384*	76,815*	(169,700)	(4)*	8,698*	1,627*	(128,203)*	923,389

* These reserve accounts comprise the consolidated reserves of RMB767,317,000 (2020: RMB1,077,438,000) in the consolidated statement of financial position.

CONSOLIDATED STATEMENT OF CHANGES IN EQUITY (CONTINUED)

Year ended 31 December 2021

Notes:

- (i) Capital reserve represents the amount in excess of the par value paid by investors. On 27 September 2021, pursuant to capitalisation issue proposal approved at the extraordinary general meeting, Chanjet Information Technology Company Limited (the “**Company**”) issued shares to all shareholders by way of capitalisation of capital reserve, on the basis of five(5) capitalisation shares for every ten(10) existing shares. After the capitalisation issue, the total issued shares of the Company increased from 217,181,666 shares to 325,772,499 shares.
- (ii) In accordance with the People’s Republic of China (the “**PRC**”) applicable company law and regulations, the Company and one of its subsidiaries is required to make appropriations to the Statutory Reserve Fund (“**SRF**”). At least 10% of the statutory after-tax profits of each of these entities as determined in accordance with the PRC applicable company law and regulations is required to be allocated to the SRF until the cumulative total of the SRF reaches 50% of the its registered capital. Subject to approval from the relevant authorities of the PRC, the SRF may be used to offset any accumulated losses or increase the registered capital. The SRF is not available for dividend distributions to shareholders.
- (iii) Treasury shares held under employee trust benefit scheme (the “**Employee Trust Benefit Scheme**”) represent the shares held by the trustees for the implementation of the Employee Trust Benefit Scheme which the Company entrusted the trustees to successively purchase from domestic shareholders or open market. Treasury shares held under employee share ownership scheme (the “**Employee Share Ownership Scheme**”) represent the shares held by the limited partnerships for the implementation of the Employee Share Ownership Scheme.
- (iv) The share-based payment reserve represents the cost of equity-settled transactions under the schemes, which are described in note 29 to the financial statements.

CONSOLIDATED STATEMENT OF CASH FLOWS

Year ended 31 December 2021

	Notes	2021 RMB'000	2020 RMB'000
Operating activities			
(Loss)/profit before tax		(193,228)	23,619
Adjustments for:			
Finance costs	7	610	1,404
Exchange losses, net	6	3,445	8,415
Share of loss of an associate	16	2,319	3,897
Interest income	5	(42,536)	(31,495)
Fair value losses/(gains), net	5	6,866	(9,958)
Share-based payment expense	29	829	174
Depreciation of property, plant and equipment	6/13	2,730	1,345
Depreciation of right-of-use assets	6/14	6,017	6,913
Amortisation of intangible assets	6/15	8,637	14,980
Gains on disposal of property, plant and equipment		(228)	(83)
Impairment of prepayments, other receivables and other assets	20	39	246
Impairment of trade receivables	19	483	472
Impairment of an investment in an associate	16	22,598	13,510
Impairment of cash and bank balances	22	-	30,392
		(181,419)	63,831
Decrease in inventories		172	680
Increase in trade receivables		(40,487)	(5,056)
Increase in prepayments, other receivables, other assets and interest receivables		(96,696)	(49,306)
Increase in trade payables		11,007	6,005
Increase in contract liabilities		138,591	46,884
Increase in other payables and accruals		36,312	16,850
Increase in long-term liabilities		37,873	405
Cash (used in)/generated from operations		(94,647)	80,293
Interest received		2,729	6,005
Income taxes refunded		1,203	4,218
Income taxes paid		(17)	-
Net cash flows (used in)/from operating activities		(90,732)	90,516

CONSOLIDATED STATEMENT OF CASH FLOWS (CONTINUED)

Year ended 31 December 2021



	2021 <i>RMB'000</i>	2020 <i>RMB'000</i>
Investing activities		
Purchases of items of property, plant and equipment	(9,098)	(1,084)
Proceeds from disposal of items of property, plant and equipment	409	256
Purchases of intangible assets	(545)	(491)
Refund/(purchases) of non-pledged time deposits with original maturity of more than three months when acquired and time deposits restricted from being used	350,782	(203,410)
Interest on non-pledged time deposits with original maturity more than three months when acquired	16,160	13,318
Purchases of financial investments	(295,000)	(395,000)
Proceeds from disposal of financial investments	295,000	360,000
Gains on financial investments	6,550	9,959
Proceeds from disposal of equity investments at fair value through profit or loss	—	1,691
Net cash flows from/(used in) investing activities	<u>364,258</u>	<u>(214,761)</u>
Financing activities		
Principal portion of lease payments	(6,256)	(6,720)
Interest paid of lease payments	(207)	(377)
Dividends paid	(17,375)	(86,873)
Payment for the initial public offering related fee	(3,997)	(1,444)
Net cash flows used in financing activities	<u>(27,835)</u>	<u>(95,414)</u>

CONSOLIDATED STATEMENT OF CASH FLOWS (CONTINUED)

Year ended 31 December 2021

	Notes	2021 RMB'000	2020 RMB'000
Net increase/(decrease) in cash and cash equivalents			
		245,691	(219,659)
Cash and cash equivalents at the beginning of year		295,283	517,408
Effect of foreign exchange rate changes, net		(1,541)	(2,466)
Cash and cash equivalents at the end of year		<u>539,433</u>	<u>295,283</u>
Analysis of balances of cash and cash equivalents			
Cash and bank balances as stated in the statement of financial position	22	1,196,100	1,281,241
Non-pledged time deposits with original maturity of more than three months when acquired	22	(378,833)	(650,771)
Restricted cash and bank balances and interest receivables	22	(253,916)	(316,311)
Unrestricted Interest receivables	22	(23,918)	(18,876)
Cash and cash equivalents as stated in the statement of cash flows		<u>539,433</u>	<u>295,283</u>

NOTES TO FINANCIAL STATEMENTS

31 December 2021

1. CORPORATE AND GROUP INFORMATION

The Company, formerly known as Chanjet Software Company Limited, was established in the People's Republic of China (the "PRC") as a company with limited liability on 19 March 2010. The Company became a joint stock company with limited liability on 8 September 2011 in the PRC and changed its name to Chanjet Information Technology Company Limited. The Company's H shares were listed on the Main Board of The Stock Exchange of Hong Kong Limited (the "Hong Kong Stock Exchange") on 26 June 2014. The registered office of the Company is located at Floor 3, Building 3, Yard 9, Yongfeng Road, Haidian District, Beijing, the PRC.

During the year, the Group was involved in the technical development, consulting, transfer, service and training of computer software, hardware and external devices, the sale of typing paper, computer consumables, computer software and hardware and external devices, and the provision of database service; design, manufacturing, agency and publication of advertisement; internet information service; agency bookkeeping.

In the opinion of the directors, the holding company of the Company is Yonyou Network Technology Co., Ltd. ("Yonyou"), which is established in the PRC, and the ultimate controlling party of the Company is Wang Wenjing.

Information about subsidiaries

Particulars of the Company's subsidiaries are as follows:

Name	Place and date of incorporation/registration and place of operations	Nominal value of registered capital	Percentage of equity attributable to the Company		Principal activities	Legal category
			Direct	Indirect		
Chanjet Information Technology Corporation ("Chanjet U.S.") <i>(note (a))</i>	California, the United States 5 November 2012	USD15,500,000	100.00	-	Technical development of computer software	Limited liability corporation
Beijing Chanjet Yunhui Information Technology Co., Ltd. ("Chanjet Yunhui") <i>(note (b))</i>	Beijing, China 12 April 2019	RMB10,000,000	100.00	-	Technical development, transfer and service of computer software	Limited liability corporation

Notes:

- (a) The paid-in capital of Chanjet U.S. as at 31 December 2021 was USD10,300,000.
- (b) Chanjet Yunhui was incorporated with registered capital of RMB10,000,000. The paid-in capital of Chanjet Yunhui as at 31 December 2021 was RMB500,000.

NOTES TO FINANCIAL STATEMENTS (CONTINUED)

31 December 2021

2. BASIS OF PREPARATION AND PRINCIPAL ACCOUNTING POLICIES

2.1 Basis of preparation

These financial statements have been prepared in accordance with International Financial Reporting Standards (“**IFRSs**”) (which include all International Financial Reporting Standards, International Accounting Standards (“**IASs**”) and Interpretations) issued by the International Accounting Standards Board (“**IASB**”) and accounting principles generally accepted in Hong Kong and the disclosure requirements of the Hong Kong Companies Ordinance. They have been prepared under the historical cost convention, except for wealth management products and equity investments which have been measured at fair value. These financial statements are presented in Renminbi (“**RMB**”) and all values are rounded to the nearest thousand except when otherwise indicated.

Basis of consolidation

The consolidated financial statements include the financial statements of the Group for the year ended 31 December 2021. A subsidiary is an entity (including a structured entity), directly or indirectly, controlled by the Company. Control is achieved when the Group is exposed, or has rights, to variable returns from its involvement with the investee and has the ability to affect those returns through its power over the investee (i.e., existing rights that give the Group the current ability to direct the relevant activities of the investee).

When the Company has, directly or indirectly, less than a majority of the voting or similar rights of an investee, the Group considers all relevant facts and circumstances in assessing whether it has power over an investee, including:

- (a) the contractual arrangement with the other vote holders of the investee;
- (b) rights arising from other contractual arrangements; and
- (c) the Group’s voting rights and potential voting rights.

The financial statements of the subsidiaries are prepared for the same reporting period as the Company, using consistent accounting policies. The results of subsidiaries are consolidated from the date on which the Group obtains control, and continue to be consolidated until the date that such control ceases.

NOTES TO FINANCIAL STATEMENTS (CONTINUED)

31 December 2021

2. BASIS OF PREPARATION AND PRINCIPAL ACCOUNTING POLICIES (CONTINUED)

2.1 Basis of preparation (continued)

Basis of consolidation (continued)

Profit or loss and each component of other comprehensive income are attributed to the owners of the parent of the Group and to the non-controlling interests, even if this results in the non-controlling interests having a deficit balance. All intra-group assets and liabilities, equity, income, expenses and cash flows relating to transactions between members of the Group are eliminated in full on consolidation.

The Group reassesses whether or not it controls an investee if facts and circumstances indicate that there are changes to one or more of the three elements of control described above. A change in the ownership interest of a subsidiary, without a loss of control, is accounted for as an equity transaction.

If the Group loses control over a subsidiary, it derecognises (i) the assets (including goodwill) and liabilities of the subsidiary, (ii) the carrying amount of any non-controlling interest and (iii) the cumulative translation differences recorded in equity; and recognises (i) the fair value of the consideration received, (ii) the fair value of any investment retained and (iii) any resulting surplus or deficit in profit or loss. The Group's share of components previously recognised in other comprehensive income is reclassified to profit or loss or retained profits, as appropriate, on the same basis as would be required if the Group had directly disposed of the related assets or liabilities.

2.2 Changes in accounting policies and disclosures

The Group has adopted following revised IFRSs for the first time for the current year's financial statements.

Amendments to IFRS 9, IAS 39,
IFRS 7, IFRS 4 and IFRS 16
Amendment to IFRS 16

Interest Rate Benchmark Reform – Phase 2

*Covid-19-Related Rent Concessions beyond 30
June 2021*

NOTES TO FINANCIAL STATEMENTS (CONTINUED)

31 December 2021

2. BASIS OF PREPARATION AND PRINCIPAL ACCOUNTING POLICIES (CONTINUED)

2.2 Changes in accounting policies and disclosures (continued)

The nature and the impact of the revised IFRSs are described below:

- (a) Amendments to IFRS 9, IAS 39, IFRS 7, IFRS 4 and IFRS 16 address issues not dealt with in the previous amendments which affect financial reporting when an existing interest rate benchmark is replaced with an alternative risk-free rate (“**RFR**”). The amendments provide a practical expedient to allow the effective interest rate to be updated without adjusting the carrying amount of financial assets and liabilities when accounting for changes in the basis for determining the contractual cash flows of financial assets and liabilities, if the change is a direct consequence of the interest rate benchmark reform and the new basis for determining the contractual cash flows is economically equivalent to the previous basis immediately preceding the change. In addition, the amendments permit changes required by the interest rate benchmark reform to be made to hedge designations and hedge documentation without the hedging relationship being discontinued. Any gains or losses that could arise on transition are dealt with through the normal requirements of IFRS 9 to measure and recognise hedge ineffectiveness. The amendments also provide a temporary relief to entities from having to meet the separately identifiable requirement when an RFR is designated as a risk component. The relief allows an entity, upon designation of the hedge, to assume that the separately identifiable requirement is met, provided the entity reasonably expects the RFR risk component to become separately identifiable within the next 24 months. Furthermore, the amendments require an entity to disclose additional information to enable users of financial statements to understand the effect of interest rate benchmark reform on an entity’s financial instruments and risk management strategy.

The amendments did not have any impact on the financial position and performance of the Group.

NOTES TO FINANCIAL STATEMENTS (CONTINUED)

31 December 2021

2. BASIS OF PREPARATION AND PRINCIPAL ACCOUNTING POLICIES (CONTINUED)

2.2 Changes in accounting policies and disclosures (continued)

- (b) Amendment to IFRS 16 issued in February 2021 extends the availability of the practical expedient for lessees to elect not to apply lease modification accounting for rent concessions arising as a direct consequence of the covid-19 pandemic by 12 months. Accordingly, the practical expedient applies to rent concessions for which any reduction in lease payments affects only payments originally due on or before 30 June 2022, provided the other conditions for applying the practical expedient are met. The amendment is effective retrospectively for annual periods beginning on or after 25 February 2021 with any cumulative effect of initially applying the amendment recognised as an adjustment to the opening balance of retained profits at the beginning of the current accounting period. Earlier application is permitted.

The Group has early adopted the amendment on 1 January 2021. However, the Group has not received covid-19-related rent concessions and plans to apply the practical expedient when it becomes applicable within the allowed period of application.

2.3 Issued but not yet effective International Financial Reporting Standards

The Group has not applied the following new and revised IFRSs, that have been issued but are not yet effective, in these financial statements.

Amendments to IFRS 3	<i>Reference to the Conceptual Framework</i> ¹
Amendments to IFRS 10 and IAS 28	<i>Sale or Contribution of Assets between an Investor and its Associate or Joint Venture</i> ³
IFRS 17	<i>Insurance Contracts</i> ²
Amendments to IFRS 17	<i>Insurance Contracts</i> ^{2,4}
Amendments to IAS 1	<i>Classification of Liabilities as Current or Non-current</i> ²
Amendments to IAS 1 and IFRS Practice Statement 2	<i>Disclosure of Accounting Policies</i> ²
Amendments to IAS 8	<i>Definition of Accounting Estimates</i> ²
Amendments to IAS 12	<i>Deferred Tax related to Assets and Liabilities arising from a Single Transaction</i> ²
Amendments to IAS 16	<i>Property, Plant and Equipment: Proceeds before Intended Use</i> ¹
Amendments to IFRS 17	<i>Initial Application of IFRS 17 and IFRS 9 – Comparative Information</i> ²
Amendments to IAS 37	<i>Onerous Contracts – Cost of Fulfilling a Contract</i> ¹
<i>Annual Improvements to IFRS Standards 2018-2020</i>	Amendments to IFRS 1, IFRS 9, Illustrative Examples accompanying IFRS 16, and IAS 41 ¹

¹ Effective for annual periods beginning on or after 1 January 2022

NOTES TO FINANCIAL STATEMENTS (CONTINUED)

31 December 2021

2. BASIS OF PREPARATION AND PRINCIPAL ACCOUNTING POLICIES (CONTINUED)

2.3 Issued but not yet effective International Financial Reporting Standards (continued)

- ² Effective for annual periods beginning on or after 1 January 2023
- ³ No mandatory effective date yet determined but available for adoption
- ⁴ As a consequence of the amendments to IFRS 17 issued in June 2020, IFRS 4 was amended to extend the temporary exemption that permits insurers to apply IAS 39 rather than IFRS 9 for annual periods beginning before 1 January 2023

Further information about those IFRSs that are expected to be applicable to the Group is described below.

Amendments to IFRS 3 are intended to replace a reference to the previous *Framework for the Preparation and Presentation of Financial Statements* with a reference to the *Conceptual Framework for Financial Reporting* issued in March 2018 without significantly changing its requirements. The amendments also add to IFRS 3 an exception to its recognition principle for an entity to refer to the Conceptual Framework to determine what constitutes an asset or a liability. The exception specifies that, for liabilities and contingent liabilities that would be within the scope of IAS 37 or IFRIC 21 if they were incurred separately rather than assumed in a business combination, an entity applying IFRS 3 should refer to IAS 37 or IFRIC 21 respectively instead of the Conceptual Framework. Furthermore, the amendments clarify that contingent assets do not qualify for recognition at the acquisition date. The Group expects to adopt the amendments prospectively from 1 January 2022. Since the amendments apply prospectively to business combinations for which the acquisition date is on or after the date of first application, the Group will not be affected by these amendments on the date of transition.

Amendments to IFRS 10 and IAS 28 address an inconsistency between the requirements in IFRS 10 and in IAS 28 in dealing with the sale or contribution of assets between an investor and its associate or joint venture. The amendments require a full recognition of a gain or loss resulting from a downstream transaction when the sale or contribution of assets between an investor and its associate or joint venture constitutes a business. For a transaction involving assets that do not constitute a business, a gain or loss resulting from the transaction is recognised in the investor's profit or loss only to the extent of the unrelated investor's interest in that associate or joint venture. The amendments are to be applied prospectively. The previous mandatory effective date of amendments to IFRS 10 and IAS 28 was removed by the IASB in December 2015 and a new mandatory effective date will be determined after the completion of a broader review of accounting for associates and joint ventures. However, the amendments are available for adoption now.

NOTES TO FINANCIAL STATEMENTS (CONTINUED)

31 December 2021

2. BASIS OF PREPARATION AND PRINCIPAL ACCOUNTING POLICIES (CONTINUED)

2.3 Issued but not yet effective International Financial Reporting Standards (continued)

Amendments to IAS 1 *Classification of Liabilities as Current or Non-current* clarify the requirements for classifying liabilities as current or non-current. The amendments specify that if an entity's right to defer settlement of a liability is subject to the entity complying with specified conditions, the entity has a right to defer settlement of the liability at the end of the reporting period if it complies with those conditions at that date. Classification of a liability is unaffected by the likelihood that the entity will exercise its right to defer settlement of the liability. The amendments also clarify the situations that are considered a settlement of a liability. The amendments are effective for annual periods beginning on or after 1 January 2023 and shall be applied retrospectively. Earlier application is permitted. The amendments are not expected to have any significant impact on the Group's financial statements.

Amendments to IAS 1 *Disclosure of Accounting Policies* require entities to disclose their material accounting policy information rather than their significant accounting policies. Accounting policy information is material if, when considered together with other information included in an entity's financial statements, it can reasonably be expected to influence decisions that the primary users of general purpose financial statements make on the basis of those financial statements. Amendments to IFRS Practice Statement 2 provide non-mandatory guidance on how to apply the concept of materiality to accounting policy disclosures. Amendments to IAS 1 are effective for annual periods beginning on or after 1 January 2023 and earlier application is permitted. Since the guidance provided in the amendments to IFRS Practice Statement 2 is non-mandatory, an effective date for these amendments is not necessary. The Group is currently assessing the impact of the amendments on the Group's accounting policy disclosures.

Amendments to IAS 8 clarify the distinction between changes in accounting estimates and changes in accounting policies. Accounting estimates are defined as monetary amounts in financial statements that are subject to measurement uncertainty. The amendments also clarify how entities use measurement techniques and inputs to develop accounting estimates. The amendments are effective for annual reporting periods beginning on or after 1 January 2023 and apply to changes in accounting policies and changes in accounting estimates that occur on or after the start of that period. Earlier application is permitted. The amendments are not expected to have any significant impact on the Group's financial statements.



NOTES TO FINANCIAL STATEMENTS (CONTINUED)

31 December 2021

2. BASIS OF PREPARATION AND PRINCIPAL ACCOUNTING POLICIES (CONTINUED)

2.3 Issued but not yet effective International Financial Reporting Standards (continued)

Amendments to IAS 12 narrow the scope of the initial recognition exception so that it no longer applies to transactions that give rise to equal taxable and deductible temporary differences, such as leases and decommissioning obligations. Therefore, entities are required to recognise a deferred tax asset and a deferred tax liability for temporary differences arising from these transactions. The amendments are effective for annual reporting periods beginning on or after 1 January 2023 and shall be applied to transactions related to leases and decommissioning obligations at the beginning of the earliest comparative period presented, with any cumulative effect recognised as an adjustment to the opening balance of retained profits or other component of equity as appropriate at that date. In addition, the amendments shall be applied prospectively to transactions other than leases and decommissioning obligations. Earlier application is permitted. The amendments are not expected to have any significant impact on the Group's financial statements.

Amendments to IAS 16 prohibit an entity from deducting from the cost of an item of property, plant and equipment any proceeds from selling items produced while bringing that asset to the location and condition necessary for it to be capable of operating in the manner intended by management. Instead, an entity recognises the proceeds from selling any such items, and the cost of those items, in profit or loss. The amendments are effective for annual periods beginning on or after 1 January 2022 and shall be applied retrospectively only to items of property, plant and equipment made available for use on or after the beginning of the earliest period presented in the financial statements in which the entity first applies the amendments. Earlier application is permitted. The amendments are not expected to have any significant impact on the Group's financial statements.

NOTES TO FINANCIAL STATEMENTS (CONTINUED)

31 December 2021

2. BASIS OF PREPARATION AND PRINCIPAL ACCOUNTING POLICIES (CONTINUED)

2.3 Issued but not yet effective International Financial Reporting Standards (continued)

Amendments to IAS 37 clarify that for the purpose of assessing whether a contract is onerous under IAS 37, the cost of fulfilling the contract comprises the costs that relate directly to the contract. Costs that relate directly to a contract include both the incremental costs of fulfilling that contract (e.g., direct labour and materials) and an allocation of other costs that relate directly to fulfilling that contract (e.g., an allocation of the depreciation charge for an item of property, plant and equipment used in fulfilling the contract as well as contract management and supervision costs). General and administrative costs do not relate directly to a contract and are excluded unless they are explicitly chargeable to the counterparty under the contract. The amendments are effective for annual periods beginning on or after 1 January 2022 and shall be applied to contracts for which an entity has not yet fulfilled all its obligations at the beginning of the annual reporting period in which it first applies the amendments. Earlier application is permitted. Any cumulative effect of initially applying the amendments shall be recognised as an adjustment to the opening equity at the date of initial application without restating the comparative information. The amendments are not expected to have any significant impact on the Group's financial statements.

Annual Improvements to IFRS Standards 2018-2020 sets out amendments to IFRS 1, IFRS 9, Illustrative Examples accompanying IFRS 16, and IAS 41. Details of the amendments that are expected to be applicable to the Group are as follows:

- IFRS 9 *Financial Instruments*: clarifies the fees that an entity includes when assessing whether the terms of a new or modified financial liability are substantially different from the terms of the original financial liability. These fees include only those paid or received between the borrower and the lender, including fees paid or received by either the borrower or lender on the other's behalf. An entity applies the amendment to financial liabilities that are modified or exchanged on or after the beginning of the annual reporting period in which the entity first applies the amendment. The amendment is effective for annual periods beginning on or after 1 January 2022. Earlier application is permitted. The amendment is not expected to have a significant impact on the Group's financial statements.

NOTES TO FINANCIAL STATEMENTS (CONTINUED)

31 December 2021

2. BASIS OF PREPARATION AND PRINCIPAL ACCOUNTING POLICIES (CONTINUED)

2.3 Issued but not yet effective International Financial Reporting Standards (continued)

- IFRS 16 *Leases*: removes the illustration of payments from the lessor relating to leasehold improvements in Illustrative Example 13 accompanying IFRS 16. This removes potential confusion regarding the treatment of lease incentives when applying IFRS 16.

2.4 Summary of significant accounting policies

Investments in associates

An associate is an entity in which the Group has a long term interest of generally not less than 20% of the equity voting rights and over which it is in a position to exercise significant influence. Significant influence is the power to participate in the financial and operating policy decisions of the investee, but is not control or joint control over those policies.

The Group's investments in associates are stated in the consolidated statement of financial position at the Group's share of net assets under the equity method of accounting, less any impairment losses. Adjustments are made to bring into line any dissimilar accounting policies that may exist.

The Group's share of the post-acquisition results and other comprehensive income of associates is included in the consolidated statement of profit or loss and consolidated other comprehensive income, respectively. In addition, when there has been a change recognised directly in the equity of the associate, the Group recognises its share of any changes, when applicable, in the consolidated statement of changes in equity. Unrealised gains and losses resulting from transactions between the Group and its associates are eliminated to the extent of the Group's investments in the associates, except where unrealised losses provide evidence of an impairment of the assets transferred. Goodwill arising from the acquisition of associates is included as part of the Group's investments in associates.

NOTES TO FINANCIAL STATEMENTS (CONTINUED)

31 December 2021

2. BASIS OF PREPARATION AND PRINCIPAL ACCOUNTING POLICIES (CONTINUED)

2.4 Summary of significant accounting policies (continued)

Investments in associates (continued)

If an investment in an associate becomes an investment in a joint venture or vice versa, the retained interest is not remeasured. Instead, the investment continues to be accounted for under the equity method. In all other cases, upon loss of significant influence over the associate, the Group measures and recognises any retained investment at its fair value. Any difference between the carrying amount of the associate upon loss of significant influence and the fair value of the retained investment and proceeds from disposal is recognised in profit or loss.

When an investment in an associate is classified as held for sale, it is accounted for in accordance with IFRS 5 *Non-current Assets Held for Sale and Discontinued Operations*.

Fair value measurement

The Group measures its equity investments at fair value at the end of each reporting period. Fair value is the price that would be received to sell an asset or paid to transfer a liability in an orderly transaction between market participants at the measurement date. The fair value measurement is based on the presumption that the transaction to sell the asset or transfer the liability takes place either in the principal market for the asset or liability, or in the absence of a principal market, in the most advantageous market for the asset or liability. The principal or the most advantageous market must be accessible by the Group. The fair value of an asset or a liability is measured using the assumptions that market participants would use when pricing the asset or liability, assuming that market participants act in their economic best interest.

A fair value measurement of a non-financial asset takes into account a market participant's ability to generate economic benefits by using the asset in its highest and best use or by selling it to another market participant that would use the asset in its highest and best use.

The Group uses valuation techniques that are appropriate in the circumstances and for which sufficient data are available to measure fair value, maximising the use of relevant observable inputs and minimising the use of unobservable inputs.

NOTES TO FINANCIAL STATEMENTS (CONTINUED)

31 December 2021

2. BASIS OF PREPARATION AND PRINCIPAL ACCOUNTING POLICIES (CONTINUED)

2.4 Summary of significant accounting policies (continued)

Fair value measurement (continued)

All assets and liabilities for which fair value is measured or disclosed in the financial statements are categorised within the fair value hierarchy, described as follows, based on the lowest level input that is significant to the fair value measurement as a whole:

Level 1 – based on quoted prices (unadjusted) in active markets for identical assets or liabilities

Level 2 – based on valuation techniques for which the lowest level input that is significant to the fair value measurement is observable, either directly or indirectly

Level 3 – based on valuation techniques for which the lowest level input that is significant to the fair value measurement is unobservable

For assets and liabilities that are recognised in the financial statements on a recurring basis, the Group determines whether transfers have occurred between levels in the hierarchy by reassessing categorisation (based on the lowest level input that is significant to the fair value measurement as a whole) at the end of each reporting period.

Impairment of non-financial assets

Where an indication of impairment exists, or when annual impairment testing for an asset is required (other than inventories, contract assets, deferred tax assets and financial assets), the asset's recoverable amount is estimated. An asset's recoverable amount is the higher of the asset's or cash-generating unit's value in use and its fair value less costs of disposal, and is determined for an individual asset, unless the asset does not generate cash inflows that are largely independent of those from other assets or groups of assets, in which case the recoverable amount is determined for the cash-generating unit to which the asset belongs. In testing a cash-generating unit for impairment, a portion of the carrying amount of a corporate asset is allocated to an individual cash-generating unit if it can be allocated on a reasonable and consistent basis or, otherwise, to the smallest group of cash-generating units.

NOTES TO FINANCIAL STATEMENTS (CONTINUED)

31 December 2021

2. BASIS OF PREPARATION AND PRINCIPAL ACCOUNTING POLICIES (CONTINUED)

2.4 Summary of significant accounting policies (continued)

Impairment of non-financial assets (continued)

An impairment loss is recognised only if the carrying amount of an asset exceeds its recoverable amount. In assessing value in use, the estimated future cash flows are discounted to their present value using a pre-tax discount rate that reflects current market assessments of the time value of money and the risks specific to the asset. An impairment loss is charged to profit or loss in the period in which it arises in those expense categories consistent with the function of the impaired asset.

An assessment is made at the end of each reporting period as to whether there is an indication that previously recognised impairment losses may no longer exist or may have decreased. If such an indication exists, the recoverable amount is estimated. A previously recognised impairment loss of an asset other than goodwill is reversed only if there has been a change in the estimates used to determine the recoverable amount of that asset, but not to an amount higher than the carrying amount that would have been determined (net of any depreciation/amortisation) had no impairment loss been recognised for the asset in prior years. A reversal of such an impairment loss is credited to the statement of profit or loss in the period in which it arises, unless the asset is carried at a revalued amount, in which case the reversal of the impairment loss is accounted for in accordance with the relevant accounting policy for that revalued asset.

Related parties

A party is considered to be related to the Group if:

- (a) the party is a person or a close member of that person's family and that person
 - (i) has control or joint control over the Group;
 - (ii) has significant influence over the Group; or
 - (iii) is a member of the key management personnel of the Group or of a parent of the Group;

or

NOTES TO FINANCIAL STATEMENTS (CONTINUED)

31 December 2021

2. BASIS OF PREPARATION AND PRINCIPAL ACCOUNTING POLICIES (CONTINUED)

2.4 Summary of significant accounting policies (continued)

Related parties (continued)

- (b) the party is an entity where any of the following conditions applies:
 - (i) the entity and the Group are members of the same group;
 - (ii) one entity is an associate or joint venture of the other entity (or of a parent, subsidiary or fellow subsidiary of the other entity);
 - (iii) the entity and the Group are joint ventures of the same third party;
 - (iv) one entity is a joint venture of a third entity and the other entity is an associate of the third entity;
 - (v) the entity is a post-employment benefit plan for the benefit of employees of either the Group or an entity related to the Group;
 - (vi) the entity is controlled or jointly controlled by a person identified in (a);
 - (vii) a person identified in (a)(i) has significant influence over the entity or is a member of the key management personnel of the entity (or of a parent of the entity); and
 - (viii) the entity, or any member of a group of which it is a part, provides key management personnel services to the Group or to the parent of the Group.

NOTES TO FINANCIAL STATEMENTS (CONTINUED)

31 December 2021

2. BASIS OF PREPARATION AND PRINCIPAL ACCOUNTING POLICIES (CONTINUED)

2.4 Summary of significant accounting policies (continued)

Property, plant and equipment and depreciation

Property, plant and equipment, are stated at cost less accumulated depreciation and any impairment losses. The cost of an item of property, plant and equipment comprises its purchase price and any directly attributable costs of bringing the asset to its working condition and location for its intended use.

Expenditure incurred after items of property, plant and equipment have been put into operation, such as repairs and maintenance, is normally charged to profit or loss in the period in which it is incurred. In situations where the recognition criteria are satisfied, the expenditure for a major inspection is capitalised in the carrying amount of the asset as a replacement. Where significant parts of property, plant and equipment are required to be replaced at intervals, the Group recognises such parts as individual assets with specific useful lives and depreciates them accordingly.

Depreciation is calculated on the straight-line basis to write off the cost of each item of property, plant and equipment to its residual value over its estimated useful life. The principal annual rates used for this purpose are as follows:

Motor vehicles	16.2%
Office equipment, furniture and fittings	19.4%-33.3%
Leasehold improvements	33.3%

Where parts of an item of property, plant and equipment have different useful lives, the cost of that item is allocated on a reasonable basis among the parts and each part is depreciated separately. Residual values, useful lives and the depreciation method are reviewed, and adjusted if appropriate, at least at each financial year end.

An item of property, plant and equipment including any significant part initially recognised is derecognised upon disposal or when no future economic benefits are expected from its use or disposal. Any gain or loss on disposal or retirement recognised in the statement of profit or loss in the year the asset is derecognised is the difference between the net sales proceeds and the carrying amount of the relevant asset.

NOTES TO FINANCIAL STATEMENTS (CONTINUED)

31 December 2021

2. BASIS OF PREPARATION AND PRINCIPAL ACCOUNTING POLICIES (CONTINUED)

2.4 Summary of significant accounting policies (continued)

Intangible assets (other than goodwill)

Intangible assets acquired separately are measured on initial recognition at cost. The cost of intangible assets acquired in a business combination is the fair value at the date of acquisition. The useful lives of intangible assets are assessed to be either finite or indefinite. Intangible assets with finite lives are subsequently amortised over the useful economic life and assessed for impairment whenever there is an indication that the intangible asset may be impaired. The amortisation period and the amortisation method for an intangible asset with a finite useful life are reviewed at least at each financial year end.

Software copyrights and licences

Purchased software copyrights and licences are stated at cost less any impairment losses and are amortised on the straight-line basis over their estimated useful lives of 10 years.

Research and development costs

All research costs are charged to profit or loss as incurred.

Expenditure incurred on projects to develop new products is capitalised and deferred only when the Group can demonstrate the technical feasibility of completing the intangible asset so that it will be available for use or sale, its intention to complete and its ability to use or sell the asset, how the asset will generate future economic benefits, the availability of resources to complete the project and the ability to measure reliably the expenditure during the development. Product development expenditure which does not meet these criteria is expensed when incurred.

Deferred development costs are stated at cost less any impairment losses and are amortised using the straight-line basis over the commercial lives of the underlying products of five years, commencing from the date when the products are put into commercial production.

NOTES TO FINANCIAL STATEMENTS (CONTINUED)

31 December 2021

2. BASIS OF PREPARATION AND PRINCIPAL ACCOUNTING POLICIES (CONTINUED)

2.4 Summary of significant accounting policies (continued)

Leases

The Group assesses at contract inception whether a contract is, or contains, a lease. A contract is, or contains, a lease if the contract conveys the right to control the use of an identified asset for a period of time in exchange for consideration.

Group as a lessee

The Group applies a single recognition and measurement approach for all leases, except for short-term leases and leases of low-value assets. The Group recognises lease liabilities to make lease payments and right-of-use assets representing the right to use the underlying assets.

(a) Right-of-use assets

Right-of-use assets are recognised at the commencement date of the lease (that is the date the underlying asset is available for use). Right-of-use assets are measured at cost, less any accumulated depreciation and any impairment losses, and adjusted for any remeasurement of lease liabilities. The cost of right-of-use assets includes the amount of lease liabilities recognised, initial direct costs incurred, and lease payments made at or before the commencement date less any lease incentives received. Right-of-use assets are depreciated on a straight-line basis over the shorter of the lease terms and the estimated useful lives of the assets as follows:

Office buildings	1-3 years
Other equipment	2 years

If ownership of the leased asset transfers to the Group by the end of the lease term or the cost reflects the exercise of a purchase option, depreciation is calculated using the estimated useful life of the asset.

NOTES TO FINANCIAL STATEMENTS (CONTINUED)

31 December 2021

2. BASIS OF PREPARATION AND PRINCIPAL ACCOUNTING POLICIES (CONTINUED)

2.4 Summary of significant accounting policies (continued)

Leases (continued)

Group as a lessee (continued)

(b) Lease liabilities

Lease liabilities are recognised at the commencement date of the lease at the present value of lease payments to be made over the lease term. The lease payments include fixed payments (including in-substance fixed payments) less any lease incentives receivable, variable lease payments that depend on an index or a rate, and amounts expected to be paid under residual value guarantees. The lease payments also include the exercise price of a purchase option reasonably certain to be exercised by the Group and payments of penalties for termination of a lease, if the lease term reflects the Group exercising the option to terminate the lease. The variable lease payments that do not depend on an index or a rate are recognised as an expense in the period in which the event or condition that triggers the payment occurs.

In calculating the present value of lease payments, the Group uses its incremental borrowing rate at the lease commencement date because the interest rate implicit in the lease is not readily determinable. After the commencement date, the amount of lease liabilities is increased to reflect the accretion of interest and reduced for the lease payments made. In addition, the carrying amount of lease liabilities is remeasured if there is a modification, a change in the lease term, a change in lease payments (e.g., a change to future lease payments resulting from a change in an index or rate) or a change in assessment of an option to purchase the underlying asset.

(c) Short-term leases and leases of low-value assets

The Group applies the short-term lease recognition exemption to its short-term leases of office buildings and other equipment (that is those leases that have a lease term of 12 months or less from the commencement date and do not contain a purchase option). It also applies the recognition exemption for leases of low-value assets to leases of other equipment and laptop computers that are considered to be of low value. Lease payments on short-term leases and leases of low-value assets are recognised as an expense on a straight-line basis over the lease term.

NOTES TO FINANCIAL STATEMENTS (CONTINUED)

31 December 2021

2. BASIS OF PREPARATION AND PRINCIPAL ACCOUNTING POLICIES (CONTINUED)

2.4 Summary of significant accounting policies (continued)

Investments and other financial assets

Initial recognition and measurement

Financial assets are classified, at initial recognition, as subsequently measured at amortised cost, fair value through other comprehensive income, and fair value through profit or loss.

The classification of financial assets at initial recognition depends on the financial asset's contractual cash flow characteristics and the Group's business model for managing them. With the exception of trade receivables that do not contain a significant financing component or for which the Group has applied the practical expedient of not adjusting the effect of a significant financing component, the Group initially measures a financial asset at its fair value, plus in the case of a financial asset not at fair value through profit or loss, transaction costs. Trade receivables that do not contain a significant financing component or for which the Group has applied the practical expedient are measured at the transaction price determined under IFRS 15 in accordance with the policies set out for "Revenue recognition" below.

In order for a financial asset to be classified and measured at amortised cost or fair value through other comprehensive income, it needs to give rise to cash flows that are solely payments of principal and interest ("SPPI") on the principal amount outstanding. Financial assets with cash flows that are not SPPI are classified and measured at fair value through profit or loss, irrespective of the business model.

NOTES TO FINANCIAL STATEMENTS (CONTINUED)

31 December 2021

2. BASIS OF PREPARATION AND PRINCIPAL ACCOUNTING POLICIES (CONTINUED)

2.4 Summary of significant accounting policies (continued)

Investments and other financial assets (continued)

Initial recognition and measurement (continued)

The Group's business model for managing financial assets refers to how it manages its financial assets in order to generate cash flows. The business model determines whether cash flows will result from collecting contractual cash flows, selling the financial assets, or both. Financial assets classified and measured at amortised cost are held within a business model with the objective to hold financial assets in order to collect contractual cash flows, while financial assets classified and measured at fair value through other comprehensive income are held within a business model with the objective of both holding to collect contractual cash flows and selling. Financial assets which are not held within the aforementioned business models are classified and measured at fair value through profit or loss.

All regular way purchases and sales of financial assets are recognised on the trade date, that is, the date that the Group commits to purchase or sell the asset. Regular way purchases or sales are purchases or sales of financial assets that require delivery of assets within the period generally established by regulation or convention in the marketplace.

Subsequent measurement

The subsequent measurement of financial assets depends on their classification as follows:

Financial assets at amortised cost (debt instruments)

Financial assets at amortised cost are subsequently measured using the effective interest method and are subject to impairment. Gains and losses are recognised in the statement of profit or loss when the asset is derecognised, modified or impaired.

Financial assets at fair value through profit or loss

Financial assets at fair value through profit or loss are carried in the statement of financial position at fair value with net changes in fair value recognised in the statement of profit or loss.

NOTES TO FINANCIAL STATEMENTS (CONTINUED)

31 December 2021

2. BASIS OF PREPARATION AND PRINCIPAL ACCOUNTING POLICIES (CONTINUED)

2.4 Summary of significant accounting policies (continued)

Investments and other financial assets (continued)

Subsequent measurement (continued)

Financial assets at fair value through profit or loss (continued)

This category includes equity investments which the Group had not irrevocably elected to classify at fair value through other comprehensive income. Dividends on equity investments classified as financial assets at fair value through profit or loss are also recognised as other income in the statement of profit or loss when the right of payment has been established, it is probable that the economic benefits associated with the dividend will flow to the Group and the amount of the dividend can be measured reliably.

Derecognition of financial assets

A financial asset (or, where applicable, a part of a financial asset or part of a group of similar financial assets) is primarily derecognised (i.e., removed from the Group's consolidated statement of financial position) when:

- the rights to receive cash flows from the asset have expired; or
- the Group has transferred its rights to receive cash flows from the asset or has assumed an obligation to pay the received cash flows in full without material delay to a third party under a "pass-through" arrangement; and either (a) the Group has transferred substantially all the risks and rewards of the asset, or (b) the Group has neither transferred nor retained substantially all the risks and rewards of the asset, but has transferred control of the asset.

When the Group has transferred its rights to receive cash flows from an asset or has entered into a pass-through arrangement, it evaluates if, and to what extent, it has retained the risk and rewards of ownership of the asset. When it has neither transferred nor retained substantially all the risks and rewards of the asset nor transferred control of the asset, the Group continues to recognise the transferred asset to the extent of the Group continuing involvement. In that case, the Group also recognises an associated liability. The transferred asset and the associated liability are measured on a basis that reflects the rights and obligations that the Group has retained.

NOTES TO FINANCIAL STATEMENTS (CONTINUED)

31 December 2021

2. BASIS OF PREPARATION AND PRINCIPAL ACCOUNTING POLICIES (CONTINUED)

2.4 Summary of significant accounting policies (continued)

Derecognition of financial assets (continued)

Continuing involvement that takes the form of a guarantee over the transferred asset is measured at the lower of the original carrying amount of the asset and the maximum amount of consideration that the Group could be required to repay.

Impairment of financial assets

The Group recognises an allowance for expected credit losses (“**ECLs**”) for all debt instruments not held at fair value through profit or loss. ECLs are based on the difference between the contractual cash flows due in accordance with the contract and all the cash flows that the Group expects to receive, discounted at an approximation of the original effective interest rate. The expected cash flows will include cash flows from the sale of collateral held or other credit enhancements that are integral to the contractual terms.

General approach

ECLs are recognised in two stages. For credit exposures for which there has not been a significant increase in credit risk since initial recognition, ECLs are provided for credit losses that result from default events that are possible within the next 12 months (a 12-month ECL). For those credit exposures for which there has been a significant increase in credit risk since initial recognition, a loss allowance is required for credit losses expected over the remaining life of the exposure, irrespective of the timing of the default (a lifetime ECL).

At each reporting date, the Group assesses whether the credit risk on a financial instrument has increased significantly since initial recognition. When making the assessment, the Group compares the risk of a default occurring on the financial instrument as at the reporting date with the risk of a default occurring on the financial instrument as at the date of initial recognition and considers reasonable and supportable information that is available without undue cost or effort, including historical and forward-looking information.

NOTES TO FINANCIAL STATEMENTS (CONTINUED)

31 December 2021

2. BASIS OF PREPARATION AND PRINCIPAL ACCOUNTING POLICIES (CONTINUED)

2.4 Summary of significant accounting policies (continued)

Impairment of financial assets (continued)

General approach (continued)

The Group considers a financial asset in default when contractual payments are 90 days past due. However, in certain cases, the Group may also consider a financial asset to be in default when internal or external information indicates that the Group is unlikely to receive the outstanding contractual amounts in full before taking into account any credit enhancements held by the Group. A financial asset is written off when there is no reasonable expectation of recovering the contractual cash flows.

Financial assets at amortised cost are subject to impairment under the general approach and they are classified within the following stages for measurement of ECLs except for trade receivables and contract assets which apply the simplified approach as detailed below.

- Stage 1 – Financial instruments for which credit risk has not increased significantly since initial recognition and for which the loss allowance is measured at an amount equal to 12-month ECLs
- Stage 2 – Financial instruments for which credit risk has increased significantly since initial recognition but that are not credit-impaired financial assets and for which the loss allowance is measured at an amount equal to lifetime ECLs
- Stage 3 – Financial assets that are credit-impaired at the reporting date (but that are not purchased or originated credit-impaired) and for which the loss allowance is measured at an amount equal to lifetime ECLs

NOTES TO FINANCIAL STATEMENTS (CONTINUED)

31 December 2021

2. BASIS OF PREPARATION AND PRINCIPAL ACCOUNTING POLICIES (CONTINUED)

2.4 Summary of significant accounting policies (continued)

Impairment of financial assets (continued)

Simplified approach

For trade receivables that do not contain a significant financing component or when the Group applies the practical expedient of not adjusting the effect of a significant financing component, the Group applies the simplified approach in calculating ECLs. Under the simplified approach, the Group does not track changes in credit risk, but instead recognises a loss allowance based on lifetime ECLs at each reporting date. The Group has established a provision matrix that is based on its historical credit loss experience, adjusted for forward-looking factors specific to the debtors and the economic environment.

Financial liabilities

Initial recognition and measurement

Financial liabilities are classified, at initial recognition, as payables, as appropriate.

All financial liabilities are recognised initially at fair value and, in the case of payables, net of directly attributable transaction costs.

The Group's financial liabilities include trade and other payables and an amount due to the ultimate holding company.

Subsequent measurement

The subsequent measurement of financial liabilities depends on their classification as follows:

NOTES TO FINANCIAL STATEMENTS (CONTINUED)

31 December 2021

2. BASIS OF PREPARATION AND PRINCIPAL ACCOUNTING POLICIES (CONTINUED)

2.4 Summary of significant accounting policies (continued)

Financial liabilities (continued)

Financial liabilities at amortised cost

After initial recognition, financial liabilities at amortised cost are subsequently measured at amortised cost, using the effective interest rate method unless the effect of discounting would be immaterial, in which case they are stated at cost. Gains and losses are recognised in the statement of profit or loss when the liabilities are derecognised as well as through the effective interest rate amortisation process.

Amortised cost is calculated by taking into account any discount or premium on acquisition and fees or costs that are an integral part of the effective interest rate. The effective interest rate amortisation is included in finance costs in the statement of profit or loss.

Derecognition of financial liabilities

A financial liability is derecognised when the obligation under the liability is discharged or cancelled, or expires.

When an existing financial liability is replaced by another from the same lender on substantially different terms, or the terms of an existing liability are substantially modified, such an exchange or modification is treated as a derecognition of the original liability and a recognition of a new liability, and the difference between the respective carrying amounts is recognised in the statement of profit or loss.

Offsetting of financial instruments

Financial assets and financial liabilities are offset and the net amount is reported in the statement of financial position if there is a currently enforceable legal right to offset the recognised amounts and there is an intention to settle on a net basis, or to realise the assets and settle the liabilities simultaneously.

NOTES TO FINANCIAL STATEMENTS (CONTINUED)

31 December 2021

2. BASIS OF PREPARATION AND PRINCIPAL ACCOUNTING POLICIES (CONTINUED)

2.4 Summary of significant accounting policies (continued)

Treasury shares

Own equity instruments which are reacquired and held by the Company or the Group (treasury shares) are recognised directly in equity at cost. No gain or loss is recognised in the statement of profit or loss on the purchase, sale, issue or cancellation of the Group's own equity instruments.

Inventories

Inventories are stated at the lower of cost and net realisable value. Cost is determined on the first-in, first-out basis and, in the case of work in progress and finished goods, comprises direct materials, direct labour and an appropriate proportion of overheads. Net realisable value is based on estimated selling prices less any estimated costs to be incurred to completion and disposal.

Cash and cash equivalents

For the purpose of the consolidated statement of cash flows, cash and cash equivalents comprise cash on hand and demand deposits, and short term highly liquid investments that are readily convertible into known amounts of cash, are subject to an insignificant risk of changes in value, and have a short maturity of generally within three months when acquired, less bank overdrafts which are repayable on demand and form an integral part of the Group cash management.

For the purpose of the consolidated statement of financial position, cash and cash equivalents comprise cash on hand and at banks, including term deposits, and assets similar in nature to cash, which are not restricted as to use.

NOTES TO FINANCIAL STATEMENTS (CONTINUED)

31 December 2021

2. BASIS OF PREPARATION AND PRINCIPAL ACCOUNTING POLICIES (CONTINUED)

2.4 Summary of significant accounting policies (continued)

Provisions

A provision is recognised when a present obligation (legal or constructive) has arisen as a result of a past event and it is probable that a future outflow of resources will be required to settle the obligation, provided that a reliable estimate can be made of the amount of the obligation.

When the effect of discounting is material, the amount recognised for a provision is the present value at the end of the reporting period of the future expenditures expected to be required to settle the obligation. The increase in the discounted present value amount arising from the passage of time is included in finance costs in the statement of profit or loss.

Income tax

Income tax comprises current and deferred tax. Income tax relating to items recognised outside profit or loss is recognised outside profit or loss, either in other comprehensive income or directly in equity.

Current tax assets and liabilities are measured at the amount expected to be recovered from or paid to the taxation authorities, based on tax rates (and tax laws) that have been enacted or substantively enacted by the end of the reporting period, taking into consideration interpretations and practices prevailing in the countries in which the Group operates.

Deferred tax is provided, using the liability method, on all temporary differences at the end of the reporting period between the tax bases of assets and liabilities and their carrying amounts for financial reporting purposes.

NOTES TO FINANCIAL STATEMENTS (CONTINUED)

31 December 2021

2. BASIS OF PREPARATION AND PRINCIPAL ACCOUNTING POLICIES (CONTINUED)

2.4 Summary of significant accounting policies (continued)

Income tax (continued)

Deferred tax liabilities are recognised for all taxable temporary differences, except:

- when the deferred tax liability arises from the initial recognition of goodwill or an asset or liability in a transaction that is not a business combination and, at the time of the transaction, affects neither the accounting profit nor taxable profit or loss; and
- in respect of taxable temporary differences associated with investments in subsidiaries, and associates, when the timing of the reversal of the temporary differences can be controlled and it is probable that the temporary differences will not reverse in the foreseeable future.

Deferred tax assets are recognised for all deductible temporary differences, and the carryforward of unused tax credits and any unused tax losses. Deferred tax assets are recognised to the extent that it is probable that taxable profit will be available against which the deductible temporary differences, and the carryforward of unused tax credits and unused tax losses can be utilised, except:

- when the deferred tax asset relating to the deductible temporary difference arises from the initial recognition of an asset or liability in a transaction that is not a business combination and, at the time of the transaction, affects neither the accounting profit nor taxable profit or loss; and
- in respect of deductible temporary differences associated with investments in subsidiaries and associates, deferred tax assets are only recognised to the extent that it is probable that the temporary differences will reverse in the foreseeable future and taxable profit will be available against which the temporary differences can be utilised.

NOTES TO FINANCIAL STATEMENTS (CONTINUED)

31 December 2021

2. BASIS OF PREPARATION AND PRINCIPAL ACCOUNTING POLICIES (CONTINUED)

2.4 Summary of significant accounting policies (continued)

Income tax (continued)

The carrying amount of deferred tax assets is reviewed at the end of each reporting period and reduced to the extent that it is no longer probable that sufficient taxable profit will be available to allow all or part of the deferred tax asset to be utilised. Unrecognised deferred tax assets are reassessed at the end of each reporting period and are recognised to the extent that it has become probable that sufficient taxable profits will be available to allow all or part of the deferred tax asset to be recovered.

Deferred tax assets and liabilities are measured at the tax rates that are expected to apply to the period when the asset is realised or the liability is settled, based on tax rates (and tax laws) that have been enacted or substantively enacted by the end of the reporting period.

Deferred tax assets and deferred tax liabilities are offset if and only if the Group has a legally enforceable right to set off current tax assets and current tax liabilities and the deferred tax assets and deferred tax liabilities relate to income taxes levied by the same taxation authority on either the same taxable entity or different taxable entities which intend either to settle current tax liabilities and assets on a net basis, or to realise the assets and settle the liabilities simultaneously, in each future period in which significant amounts of deferred tax liabilities or assets are expected to be settled or recovered.

Government grants

Government grants are recognised at their fair value where there is reasonable assurance that the grant will be received and all attaching conditions will be complied with. When the grant relates to an expense item, it is recognised as income on a systematic basis over the periods that the costs, for which it is intended to compensate, are expensed.

NOTES TO FINANCIAL STATEMENTS (CONTINUED)

31 December 2021

2. BASIS OF PREPARATION AND PRINCIPAL ACCOUNTING POLICIES (CONTINUED)

2.4 Summary of significant accounting policies (continued)

Revenue recognition

Revenue from contracts with customers

Revenue from contracts with customers is recognised when control of goods or services is transferred to the customers at an amount that reflects the consideration to which the Group expects to be entitled in exchange for those goods or services.

When the consideration in a contract includes a variable amount, the amount of consideration is estimated to which the Group will be entitled in exchange for transferring the goods or services to the customer. The variable consideration is estimated at contract inception and constrained until it is highly probable that a significant revenue reversal in the amount of cumulative revenue recognised will not occur when the associated uncertainty with the variable consideration is subsequently resolved.

When the contract contains a financing component which provides the customer with a significant benefit of financing the transfer of goods or services to the customer for more than one year, revenue is measured at the present value of the amount receivable, discounted using the discount rate that would be reflected in a separate financing transaction between the Group and the customer at contract inception. When the contract contains a financing component which provides the Group with a significant financial benefit for more than one year, revenue recognised under the contract includes the interest expense accreted on the contract liability under the effective interest method. For a contract where the period between the payment by the customer and the transfer of the promised goods or services is one year or less, the transaction price is not adjusted for the effects of a significant financing component, using the practical expedient in IFRS 15.

NOTES TO FINANCIAL STATEMENTS (CONTINUED)

31 December 2021

2. BASIS OF PREPARATION AND PRINCIPAL ACCOUNTING POLICIES (CONTINUED)

2.4 Summary of significant accounting policies (continued)

Revenue recognition (continued)

Revenue from contracts with customers (continued)

(a) Sales of products

The Group's contracts for sales of software commonly involve the delivery of software as well as post-contract support services ("**PCS**"). Software is a right to use license because the software has standalone functionality and the customer can use the software as it is available at a point in time. Licenses are typically delivered by providing the customer an activation code with access to download the software. Contracts for bundled sales of software and PCS are comprised of two performance obligations because the promises to transfer the software and provide PCS are capable of being distinct and separately identifiable. Accordingly, the transaction price is allocated based on the relative standalone selling prices of the software and PCS. Revenue from the sales of products is recognised at the point in time when control of the asset is transferred to the customer, generally on delivery of the software while revenue from PCS is recognised over time.

(b) Rendering of services

The Group provides cloud services. Revenue from cloud services is recognised over time, using an input method to measure progress towards complete satisfaction of the service, because the customer simultaneously receives and consumes the benefits provided by the Group. The input method recognises revenue on the basis of the service period expended relative to the total service period to complete the service.

Other income

Interest income is recognised on an accrual basis using the effective interest method by applying the rate that exactly discounts the estimated future cash receipts over the expected life of the financial instrument or a shorter period, when appropriate, to the net carrying amount of the financial asset.

Dividend income is recognised when the shareholders' right to receive payment has been established, it is probable that the economic benefits associated with the dividend will flow to the Group and the amount of the dividend can be measured reliably.

NOTES TO FINANCIAL STATEMENTS (CONTINUED)

31 December 2021

2. BASIS OF PREPARATION AND PRINCIPAL ACCOUNTING POLICIES (CONTINUED)

2.4 Summary of significant accounting policies (continued)

Contract assets

A contract asset is the right to consideration in exchange for goods or services transferred to the customer. If the Group performs by transferring goods or services to a customer before the customer pays consideration or before payment is due, a contract asset is recognised for the earned consideration that is conditional. Contract assets are subject to impairment assessment, details of which are included in the accounting policies for impairment of financial assets.

Contract liabilities

A contract liability is recognised when a payment is received or a payment is due (whichever is earlier) from a customer before the Group transfers the related goods or services. Contract liabilities are recognised as revenue when the Group performs under the contract (i.e., transfers control of the related goods or services to the customer).

Contract costs

Other than the costs which are capitalised as intangible assets, costs incurred to fulfil a contract with a customer are capitalised as an asset if all of the following criteria are met:

- (a) The costs relate directly to a contract or to an anticipated contract that the entity can specifically identify.
- (b) The costs generate or enhance resources of the entity that will be used in satisfying (or in continuing to satisfy) performance obligations in the future.
- (c) The costs are expected to be recovered.

The capitalised contract costs are amortised and charged to the statement of profit or loss on a systematic basis that is consistent with the transfer to the customer of the goods or services to which the asset relates. Other contract costs are expensed as incurred.

NOTES TO FINANCIAL STATEMENTS (CONTINUED)

31 December 2021

2. BASIS OF PREPARATION AND PRINCIPAL ACCOUNTING POLICIES (CONTINUED)

2.4 Summary of significant accounting policies (continued)

Share-based payments

The Group operates an employee trust benefit scheme and the employee share ownership scheme for the purpose of providing incentives and rewards to eligible participants who contribute to the success of the Group's operations. Employees (including directors) of the Group receive remuneration in the form of share-based payments, whereby employees render services as consideration for equity instruments ("**equity-settled transactions**").

The cost of equity-settled transactions with employees is measured by reference to the fair value at the date at which they are granted. The fair value is determined using the Black-Scholes Model, the Monte Carlo method and the closing prices of the H shares, further details of which are given in note 29 to the financial statements.

The cost of equity-settled transactions is recognised in employee benefit expense, together with a corresponding increase in equity, over the period in which the performance and/or service conditions are fulfilled. The cumulative expense recognised for equity-settled transactions at the end of each reporting period until the vesting date reflects the extent to which the vesting period has expired and the Group's best estimate of the number of equity instruments that will ultimately vest. The charge or credit to the statement of profit or loss for a period represents the movement in the cumulative expense recognised as at the beginning and end of that period.

Service and non-market performance conditions are not taken into account when determining the grant date fair value of awards, but the likelihood of the conditions being met is assessed as part of the Group's best estimate of the number of equity instruments that will ultimately vest. Market performance conditions are reflected within the grant date fair value. Any other conditions attached to an award, but without an associated service requirement, are considered to be non-vesting conditions. Non-vesting conditions are reflected in the fair value of an award and lead to an immediate expensing of an award unless there are also service and/or performance conditions.

NOTES TO FINANCIAL STATEMENTS (CONTINUED)

31 December 2021

2. BASIS OF PREPARATION AND PRINCIPAL ACCOUNTING POLICIES (CONTINUED)

2.4 Summary of significant accounting policies (continued)

Share-based payments (continued)

For awards that do not ultimately vest because non-market performance and/or service conditions have not been met, no expense is recognised. Where awards include a market or non-vesting condition, the transactions are treated as vesting irrespective of whether the market or non-vesting condition is satisfied, provided that all other performance and/or service conditions are satisfied.

Where the terms of an equity-settled award are modified, as a minimum an expense is recognised as if the terms had not been modified, if the original terms of the award are met. In addition, an expense is recognised for any modification that increases the total fair value of the share-based payments, or is otherwise beneficial to the employee as measured at the date of modification.

Where an equity-settled award is cancelled, it is treated as if it had vested on the date of cancellation, and any expense not yet recognised for the award is recognised immediately. This includes any award where non-vesting conditions within the control of either the Group or the employee are not met. However, if a new award is substituted for the cancelled award, and is designated as a replacement award on the date that it is granted, the cancelled and new awards are treated as if they were a modification of the original award, as described in the previous paragraph.

The dilutive effect of treasury shares acquired for the schemes is reflected as additional share dilution in the computation of earnings per share.

NOTES TO FINANCIAL STATEMENTS (CONTINUED)

31 December 2021

2. BASIS OF PREPARATION AND PRINCIPAL ACCOUNTING POLICIES (CONTINUED)

2.4 Summary of significant accounting policies (continued)

Other employee benefits

Pension scheme

The employees of the Company and its subsidiary which operate in Mainland China are required to participate in a central pension scheme operated by the local municipal government. The Company and its subsidiary are required to contribute a certain percentage of their payroll costs to the central pension scheme. The contributions are charged to profit or loss as they become payable in accordance with the rules of the central pension scheme.

The employee of Chanjet U.S participates in the applicable defined contribution plan in accordance with relevant local laws and regulations. Chanjet U.S. is required to contribute a certain percentage of their payroll costs to the defined contribution plan. The contributions are charged to profit or loss as they become payable in accordance with the rules of the defined contribution plan.

Termination benefits

Termination benefits are recognised at the earlier of when the Group can no longer withdraw the offer of those benefits and when the Group recognises restructuring costs involving the payment of termination benefits.

Dividends

Final dividends are recognised as a liability when they are approved by the shareholders in a general meeting. Proposed final dividends are disclosed in note 11 to the financial statements.

NOTES TO FINANCIAL STATEMENTS (CONTINUED)

31 December 2021

2. BASIS OF PREPARATION AND PRINCIPAL ACCOUNTING POLICIES (CONTINUED)

2.4 Summary of significant accounting policies (continued)

Foreign currencies

These financial statements are presented in RMB, which is the Company's functional currency. Each entity in the Group determines its own functional currency and items included in the financial statements of each entity are measured using that functional currency. Foreign currency transactions recorded by the entities in the Group are initially recorded using their respective functional currency rates prevailing at the dates of the transactions. Monetary assets and liabilities denominated in foreign currencies are translated at the functional currency rates of exchange ruling at the end of the reporting period. Differences arising on settlement or translation of monetary items are recognised in the statement of profit or loss.

Differences arising on settlement or translation of monetary items are recognised in the statement of profit or loss with the exception of monetary items that are designated as part of the hedge of the Group's net investment of a foreign operation. These are recognised in other comprehensive income until the net investment is disposed of, at which time the cumulative amount is reclassified to the statement of profit or loss. Tax charges and credits attributable to exchange differences on those monetary items are also recorded in other comprehensive income.

Non-monetary items that are measured in terms of historical cost in a foreign currency are translated using the exchange rates at the dates of the initial transactions. Non-monetary items measured at fair value in a foreign currency are translated using the exchange rates at the date when the fair value was determined. The gain or loss arising on translation of a non-monetary item measured at fair value is treated in line with the recognition of the gain or loss on change in fair value of the item (i.e., translation difference on the item whose fair value gain or loss is recognised in other comprehensive income or profit or loss is also recognised in other comprehensive income or profit or loss, respectively).

In determining the exchange rate on initial recognition of the related asset, expense or income on the derecognition of a non-monetary asset or non-monetary liability relating to an advance consideration, the date of initial transaction is the date on which the Group initially recognises the non-monetary asset or non-monetary liability arising from the advance consideration. If there are multiple payments or receipts in advance, the Group determines the transaction date for each payment or receipt of the advance consideration.

NOTES TO FINANCIAL STATEMENTS (CONTINUED)

31 December 2021

2. BASIS OF PREPARATION AND PRINCIPAL ACCOUNTING POLICIES (CONTINUED)

2.4 Summary of significant accounting policies (continued)

Foreign currencies (continued)

The functional currencies of certain overseas subsidiaries are currencies other than RMB. As at the end of the reporting period, the assets and liabilities of these entities are translated into RMB at the exchange rates prevailing at the end of the reporting period and their statements of profit or loss are translated into RMB at the exchange rates that approximate to those prevailing at the dates of the transactions.

The resulting exchange differences are recognised in other comprehensive income and accumulated in the exchange fluctuation reserve. On disposal of a foreign operation, the component of other comprehensive income relating to that particular foreign operation is recognised in the statement of profit or loss.

For the purpose of the consolidated statement of cash flows, the cash flows of an overseas subsidiary are translated into RMB at the exchange rates ruling at the dates of the cash flows. Frequently recurring cash flows of an overseas subsidiary which arise throughout the year are translated into RMB at the weighted average exchange rate for the year.

3. SIGNIFICANT ACCOUNTING JUDGEMENTS AND ESTIMATES

The preparation of the Group's financial statements requires management to make judgements, estimates and assumptions that affect the reported amounts of revenues, expenses, assets and liabilities, and their accompanying disclosures, and the disclosure of contingent liabilities. Uncertainty about these assumptions and estimates could result in outcomes that could require a material adjustment to the carrying amounts of the assets or liabilities affected in the future.

Judgements

In the process of applying the Group's accounting policies, management has made the following judgements, apart from those involving estimations, which have the most significant effect on the amounts recognised in the financial statements:

NOTES TO FINANCIAL STATEMENTS (CONTINUED)

31 December 2021

3. SIGNIFICANT ACCOUNTING JUDGEMENTS AND ESTIMATES (CONTINUED)

Judgements (continued)

Significant judgement in determining the lease term of contracts with renewal options

The Group has several lease contracts that include extension and termination options. The Group applies judgement in evaluating whether or not to exercise the option to renew or terminate the lease. That is, it considers all relevant factors that create an economic incentive for it to exercise either the renewal or termination. After the commencement date, the Group reassesses the lease term if there is a significant event or change in circumstances that is within its control and affects its ability to exercise or not to exercise the option to renew or to terminate the lease.

Estimation uncertainty

The key assumptions concerning the future and other key sources of estimation uncertainty at the end of the reporting period, that have a significant risk of causing a material adjustment to the carrying amounts of assets and liabilities within the next financial year, are described below.

Leases – Estimating the incremental borrowing rate

The Group cannot readily determine the interest rate implicit in a lease, and therefore, it uses an incremental borrowing rate (“**IBR**”) to measure lease liabilities. The IBR is the rate of interest that the Group would have to pay to borrow over a similar term, and with a similar security, the funds necessary to obtain an asset of a similar value to the right-of-use asset in a similar economic environment. The IBR therefore reflects what the Group “would have to pay”, which requires estimation when no observable rates are available (such as the Group that does not enter into financing transactions). The Group estimates the IBR using observable inputs (such as market interest rates) when available.

NOTES TO FINANCIAL STATEMENTS (CONTINUED)

31 December 2021

3. SIGNIFICANT ACCOUNTING JUDGEMENTS AND ESTIMATES (CONTINUED)

Estimation uncertainty (continued)

Impairment of non-financial assets (other than goodwill)

The Group assesses whether there are any indicators of impairment for all non-financial assets (including the right-of-use assets) at the end of each reporting period. Other non-financial assets are tested for impairment when there are indicators that the carrying amounts may not be recoverable. An impairment exists when the carrying value of an asset or a cash-generating unit exceeds its recoverable amount, which is the higher of its fair value less costs of disposal and its value in use. The calculation of the fair value less costs to disposal is based on available data from binding sales transactions in an arm's length transaction of similar assets or observable market prices less incremental costs for disposing of the asset. When value in use calculations are undertaken, management must estimate the expected future cash flows from the asset or cash-generating unit, and choose a suitable discount rate in order to calculate the present value of those cash flows.

Deferred tax assets

Deferred tax assets are recognised for unused tax losses to the extent that it is probable that taxable profit will be available against which the losses can be utilised. Significant management judgement is required to determine the amount of deferred tax assets that can be recognised, based upon the likely timing and level of future taxable profits together with future tax planning strategies. The carrying value of deferred tax assets relating to recognised tax losses at 31 December 2021 was RMB21,288,000 (2020: RMB10,452,000). The amount of unrecognised tax losses at 31 December 2021 was RMB253,870,000 (2020: RMB38,886,000). Further details are contained in note 27 to the financial statements.

Fair value of unlisted equity investments

The unlisted equity investments have been valued based on a market-based valuation technique as detailed in note 36 to the financial statements. The valuation requires the Group to determine the comparable public companies (peers) and select the price multiple. In addition, the Group makes estimates about the discount for illiquidity and size differences. The Group classifies the fair value of these investments as Level 3. The fair value of the unlisted equity investments at 31 December 2021 was RMB42,222,000 (2020: RMB53,463,000). Further details are included in note 17 to the financial statements.

NOTES TO FINANCIAL STATEMENTS (CONTINUED)

31 December 2021

3. SIGNIFICANT ACCOUNTING JUDGEMENTS AND ESTIMATES (CONTINUED)

Estimation uncertainty (continued)

Useful life of an intangible asset

The useful life of software is estimated based on historical experience, which includes the actual useful lives of similar assets and changes in technology.

Share-based payments

The Group measures the cost of equity-settled transactions with employees by reference to the fair value of the equity instruments at the date at which they are granted. Estimating fair value requires determining the most appropriate valuation model for a grant of equity instruments, which is dependent on the terms and conditions of the grant. This also requires determining the most appropriate inputs to the valuation model including the expected life, volatility and dividend yield and making assumptions about them. Continuous estimation is required for the calculation of the cumulative share-based payment cost at each reporting date until vesting, including estimate of the number of incentive shares that will vest. Details of share-based payments are contained in note 29 to the financial statements.

4. OPERATING SEGMENT INFORMATION

For management purposes, the Group is organised into business units based on their products and services and has two reportable operating segments as follows:

- Software business segment engages in the sales of software, and the provision of PCS; and
- Cloud service business segment engages in the rendering of cloud services.

Management monitors the results of the Group's operating segments separately for the purpose of making decisions about resource allocation and performance assessment. Segment performance is evaluated based on reportable segment profit, which is a measure of adjusted profit before tax. The adjusted profit before tax is measured consistently with the Group's profit before tax except that other income and gains, research and development costs, selling and distribution expenses, administrative expenses, impairment losses on finance assets, other expenses, financial costs, as well as share of loss of an associate are excluded from such measurement.

Segment assets and liabilities are managed on a group basis.

NOTES TO FINANCIAL STATEMENTS (CONTINUED)

31 December 2021

4. OPERATING SEGMENT INFORMATION (CONTINUED)

Year ended 31 December 2021

	Software business RMB'000	Cloud service business RMB'000	Total RMB'000
Segment revenue (note 5)			
Sales to external customers	84,955	505,369	590,324
Segment cost (note 6)			
Cost of sales and services provided	(6,829)	(173,143)	(179,972)
Segment results	78,126	332,226	410,352
<i>Reconciliation:</i>			
Other income and gains			61,930
Research and development costs			(242,557)
Selling and distribution expenses			(304,462)
Administrative expenses			(88,403)
Impairment losses on financial assets			(522)
Other expenses			(26,637)
Finance costs			(610)
Share of loss of an associate			(2,319)
Loss before tax			<u>(193,228)</u>

NOTES TO FINANCIAL STATEMENTS (CONTINUED)

31 December 2021

4. OPERATING SEGMENT INFORMATION (CONTINUED)

Year ended 31 December 2020

	Software business RMB'000	Cloud service business RMB'000	Total RMB'000
Segment revenue (note 5)			
Sales to external customers	270,243	239,175	509,418
Segment cost (note 6)			
Cost of sales and services provided	(16,943)	(66,491)	(83,434)
Segment results	253,300	172,684	425,984
<i>Reconciliation:</i>			
Other income and gains			73,542
Research and development costs			(161,688)
Selling and distribution expenses			(189,173)
Administrative expenses			(65,280)
Impairment losses on financial assets			(31,110)
Other expenses			(23,355)
Finance costs			(1,404)
Share of loss of an associate			<u>(3,897)</u>
Profit before tax			<u><u>23,619</u></u>

NOTES TO FINANCIAL STATEMENTS (CONTINUED)

31 December 2021

4. OPERATING SEGMENT INFORMATION (CONTINUED)

Geographical information

Since all of the Group's revenue was generated from the sale of products and the provision of related services in Mainland China and 99% of the Group's identifiable non-current assets were located in Mainland China, no geographical information in accordance with IFRS 8 *Operating Segments* is presented.

Information about a major customer

Since no revenue amounting to 10% or more of the Group's revenue was derived from sales to a single customer during the year, including sales to a group of entities which are known to be under common control with any customer, no major customer information in accordance with IFRS 8 *Operating Segments* is presented.

5. REVENUE, OTHER INCOME AND GAINS

An analysis of revenue is as follows:

	2021	2020
	RMB'000	RMB'000
Revenue from contracts with customers		
Sales of products	230,252	297,646
Rendering of services	358,215	210,810
Sale of purchased goods	1,857	962
	<u>590,324</u>	<u>509,418</u>

NOTES TO FINANCIAL STATEMENTS (CONTINUED)

31 December 2021

5. REVENUE, OTHER INCOME AND GAINS (CONTINUED)

Revenue from contracts with customers

(i) Disaggregated revenue information

For the year ended 31 December 2021

Segments	Software business RMB'000	Cloud service business RMB'000	Total RMB'000
Types of goods or services			
Sales of products	48,111	182,141	230,252
Rendering of services	34,987	323,228	358,215
Sale of purchased goods	1,857	-	1,857
Total revenue from contracts with customers	<u>84,955</u>	<u>505,369</u>	<u>590,324</u>
Geographical market			
Mainland China	<u>84,955</u>	<u>505,369</u>	<u>590,324</u>
Total revenue from contracts with customers	<u>84,955</u>	<u>505,369</u>	<u>590,324</u>
Timing of revenue recognition			
Goods/services transferred at a point in time	49,968	238,848	288,816
Services transferred over time	34,987	266,521	301,508
Total revenue from contracts with customers	<u>84,955</u>	<u>505,369</u>	<u>590,324</u>

NOTES TO FINANCIAL STATEMENTS (CONTINUED)

31 December 2021

5. REVENUE, OTHER INCOME AND GAINS (CONTINUED)

Revenue from contracts with customers (continued)

(i) Disaggregated revenue information (continued)

For the year ended 31 December 2020

Segments	Software business RMB'000	Cloud service business RMB'000	Total RMB'000
Types of goods or services			
Sales of products	207,326	90,320	297,646
Rendering of services	61,955	148,855	210,810
Sale of purchased goods	962	-	962
Total revenue from contracts with customers	<u>270,243</u>	<u>239,175</u>	<u>509,418</u>
Geographical market			
Mainland China	<u>270,243</u>	<u>239,175</u>	<u>509,418</u>
Total revenue from contracts with customers	<u>270,243</u>	<u>239,175</u>	<u>509,418</u>
Timing of revenue recognition			
Goods/services transferred at a point in time	208,288	120,324	328,612
Services transferred over time	61,955	118,851	180,806
Total revenue from contracts with customers	<u>270,243</u>	<u>239,175</u>	<u>509,418</u>

NOTES TO FINANCIAL STATEMENTS (CONTINUED)

31 December 2021

5. REVENUE, OTHER INCOME AND GAINS (CONTINUED)

Revenue from contracts with customers (continued)

(i) Disaggregated revenue information (continued)

Set out below is the reconciliation of the revenue from contracts with customers to the amounts disclosed in the segment information:

For the year ended 31 December 2021

Segments	Software business RMB'000	Cloud service business RMB'000	Total RMB'000
Revenue from contracts with customers			
External customers	<u>84,955</u>	<u>505,369</u>	<u>590,324</u>
Total revenue from contracts with customers	<u>84,955</u>	<u>505,369</u>	<u>590,324</u>

For the year ended 31 December 2020

Segments	Software business RMB'000	Cloud service business RMB'000	Total RMB'000
Revenue from contracts with customers			
External customers	<u>270,243</u>	<u>239,175</u>	<u>509,418</u>
Total revenue from contracts with customers	<u>270,243</u>	<u>239,175</u>	<u>509,418</u>

NOTES TO FINANCIAL STATEMENTS (CONTINUED)

31 December 2021

5. REVENUE, OTHER INCOME AND GAINS (CONTINUED)

Revenue from contracts with customers (continued)

(i) Disaggregated revenue information (continued)

The following table shows the amounts of revenue recognised in the current reporting period that were included in the contract liabilities at the beginning of the reporting period and recognised from performance obligations satisfied in previous periods:

	2021 RMB'000	2020 RMB'000
Revenue recognised that was included in contract liabilities at the beginning of the reporting period:		
Rendering of services	<u>128,399</u>	<u>84,553</u>

(ii) Performance obligations

Information about the Group's performance obligations is summarised below:

Sales of products

The performance obligation is satisfied upon delivery of products and payment in advance is normally required. No contract provides customers with a right of return which gives rise to variable consideration subject to constraint.

Rendering of services

The performance obligation is satisfied over time as services are rendered and payment in advance is normally required.

The amount of contract liabilities included in the current portion is approximately RMB274,341,000 (2020: RMB173,323,000). The amounts expected to be recognised as revenue within one year are affected when the end customer starts to use.

NOTES TO FINANCIAL STATEMENTS (CONTINUED)

31 December 2021

5. REVENUE, OTHER INCOME AND GAINS (CONTINUED)

Revenue from contracts with customers (continued)

An analysis of other income and gains is as follows:

	2021	2020
	RMB'000	RMB'000
Other income		
Value-added tax refunds	24,392	29,216
Government grants	616	1,779
Interest income	42,536	31,495
Others	781	567
	68,325	63,057
Gains, net		
Fair value (losses)/gains, net:		
Financial assets at fair value through profit or loss	(6,866)	9,958
Others	471	527
	(6,395)	10,485
	61,930	73,542

NOTES TO FINANCIAL STATEMENTS (CONTINUED)

31 December 2021

6. (LOSS)/PROFIT BEFORE TAX

The Group's (loss)/profit before tax is arrived at after charging/(crediting):

	Notes	2021 RMB'000	2020 RMB'000
Cost of software sold		2,692	5,671
Cost of services provided		176,126	77,311
Cost of purchased goods sold		1,154	452
Cost of sales and services provided		<u>179,972</u>	<u>83,434</u>
Depreciation of property, plant and equipment	13	2,730	1,345
Depreciation of right-of-use assets	14	6,017	6,913
Amortisation of intangible assets (note 1)	15	8,637	14,980
Lease payments not included in the measurement of lease liabilities	14	2,985	2,343
Research and development costs (note 2)		242,557	161,688
Auditor's remuneration		1,440	1,460
Employee benefit expenses (including directors', supervisors' and chief executive's remuneration):			
Wages and salaries		460,389	298,510
Equity-settled share-based payment expense		829	174
Pension scheme contributions (note 3)		35,564	17,119
		<u>496,782</u>	<u>315,803</u>
Foreign exchange differences, net		3,445	8,415
Impairment of an investment in an associate	16	22,598	13,510
Impairment of financial assets		522	31,110
Fair value losses/(gains), net:			
Financial assets at fair value through profit or loss	5	6,866	(9,958)

Note 1: During the year ended 31 December 2021, amortisation of intangible assets of approximately RMB7,177,000 (2020: RMB7,354,000) was included in "Cost of sales and services provided" in the consolidated statement of profit or loss.

Note 2: During the year ended 31 December 2021, research and development costs of approximately RMB226,995,000 (2020: RMB150,609,000) were included in employee benefit expenses.

Note 3: There are no forfeited contributions that may be used by the Group as the employer to reduce the existing level of contributions.

NOTES TO FINANCIAL STATEMENTS (CONTINUED)

31 December 2021

7. FINANCE COSTS

An analysis of finance costs is as follows:

	2021	2020
	RMB'000	RMB'000
Interest on lease liabilities	207	377
Others	403	1,027
	610	1,404

8. DIRECTORS', SUPERVISORS' AND CHIEF EXECUTIVE'S REMUNERATION

Directors', supervisors' and chief executive's remuneration for the year, disclosed pursuant to the Listing Rules, section 383(1)(a), (b), (c) and (d) of the Hong Kong Companies Ordinance and Part 2 of the Companies (Disclosure of Information about Benefits of Directors) Regulation, is as follows:

	2021	2020
	RMB'000	RMB'000
Fees ¹	610	610
Other emoluments:		
Salaries, allowances and benefits in kind	1,960	1,694
Performance related bonuses	8,633	2,029
Social security contributions other than pension ²	198	170
Equity-settled share-based payment expense	78	8
Pension scheme contributions ³	139	102
	11,618	4,613

NOTES TO FINANCIAL STATEMENTS (CONTINUED)

31 December 2021

8. DIRECTORS', SUPERVISORS' AND CHIEF EXECUTIVE'S REMUNERATION (CONTINUED)

- ¹ Directors and supervisors, except for independent non-executive directors and independent supervisors, did not receive any remuneration for their services in the respective capacities as directors and supervisors. During the years ended 31 December 2020 and 2021, no remuneration was paid by the Group to any directors, supervisors and the chief executive as an inducement to join or upon joining the Group or as compensation for loss of office.
- ² The social security contributions other than pension represented the Group's statutory contributions directly to the PRC government, and are determined based on a certain percentage of the salaries of the directors, supervisors and the chief executive.
- ³ The pension scheme contributions represented the Group's statutory contributions to a defined contribution pension scheme organised by the PRC government, and are determined based on a certain percentage of the salaries of the directors, supervisors and the chief executive.

During the prior year, a director was granted incentive shares, in respect of his service to the Group, under the employee share ownership scheme of the Company. Further details are set out in note 29 to the financial statements. The fair value of such incentive shares, which has been recognised in the statement of profit or loss over the vesting period, was determined as at the date of grant and the amount included in the financial statements for the reporting period is included in the above directors' and chief executive's remuneration disclosures.

As of 31 December 2021 and at any time during the reporting period, save as set out in note 34 to the financial statements, there were no material interests of directors or supervisors in the transactions, arrangements or contracts entered into by the Company or the Group.

(a) Independent non-executive directors

The fees paid to independent non-executive directors during the year were as follows:

	2021	2020
	RMB'000	RMB'000
Mr. Chen, Kevin Chien-wen	150	150
Mr. Lau, Chun Fai Douglas	150	150
Mr. Chen Shuning	150	150
	450	450

There were no other emoluments payable to the independent non-executive directors during the year (2020: Nil).

NOTES TO FINANCIAL STATEMENTS (CONTINUED)

31 December 2021

8. DIRECTORS', SUPERVISORS' AND CHIEF EXECUTIVE'S REMUNERATION (CONTINUED)

(b) Executive directors and non-executive directors

The Company's board of directors ("Board") was comprised of one (2020: one) executive director whose name was Mr. Yang Yuchun and two (2020: two) non-executive directors whose names were Mr. Wang Wenjing and Mr. Wu Zhengping. Directors' and chief executive's remuneration for the year is as follows:

	Fees	Salaries, allowances and benefits in kind	Performance-related bonuses	Social security contributions other than pension ²	Equity-settled share-based payment expense	Pension scheme contributions ³	Total
2021	RMB'000	RMB'000	RMB'000	RMB'000	RMB'000	RMB'000	RMB'000
Non-executive directors:							
Mr. Wang Wenjing	-	-	-	-	-	-	-
Mr. Wu Zhengping	-	-	-	-	-	-	-
Executive director:							
Mr. Yang Yuchun	-	1,436	8,236	76	78	53	9,879
	<u>-</u>	<u>1,436</u>	<u>8,236</u>	<u>76</u>	<u>78</u>	<u>53</u>	<u>9,879</u>
	<u>-</u>	<u>1,436</u>	<u>8,236</u>	<u>76</u>	<u>78</u>	<u>53</u>	<u>9,879</u>
	Fees	Salaries, allowances and benefits in kind	Performance-related bonuses	Social security contributions other than pension ²	Equity-settled share-based payment expense	Pension scheme contributions ³	Total
2020	RMB'000	RMB'000	RMB'000	RMB'000	RMB'000	RMB'000	RMB'000
Non-executive directors:							
Mr. Wang Wenjing	-	-	-	-	-	-	-
Mr. Wu Zhengping	-	-	-	-	-	-	-
Executive director:							
Mr. Yang Yuchun	-	1,296	1,876	72	1	41	3,286
	<u>-</u>	<u>1,296</u>	<u>1,876</u>	<u>72</u>	<u>1</u>	<u>41</u>	<u>3,286</u>
	<u>-</u>	<u>1,296</u>	<u>1,876</u>	<u>72</u>	<u>1</u>	<u>41</u>	<u>3,286</u>

There was no arrangement under which a director or the chief executive waived or agreed to waive any remuneration during the year.

NOTES TO FINANCIAL STATEMENTS (CONTINUED)

31 December 2021

8. DIRECTORS', SUPERVISORS' AND CHIEF EXECUTIVE'S REMUNERATION (CONTINUED)

(c) Chief executive

Mr. Yang Yuchun was also the chief executive of the Company.

(d) Supervisors

2021	Salaries, allowances and benefits		Performance-related bonuses	Social security contributions other than pension ²	Pension scheme contributions ³	Total
	Fees	in kind		RMB'000		
	RMB'000	RMB'000	RMB'000	RMB'000	RMB'000	RMB'000
Shareholder representative supervisors:						
Mr. Guo Xinping	-	-	-	-	-	-
Mr. Xu Zhoujin ⁴	-	-	-	-	-	-
Independent supervisors:						
Mr. Ruan Guangli	80	-	-	-	-	80
Mr. Ma Yongyi	80	-	-	-	-	80
Employee representative supervisors (as the employees of the Company):						
Ms. Xia Yuhan ⁵	-	284	216	65	46	611
Ms. Ren Jie	-	240	181	57	40	518
	<u>160</u>	<u>524</u>	<u>397</u>	<u>122</u>	<u>86</u>	<u>1,289</u>

NOTES TO FINANCIAL STATEMENTS (CONTINUED)

31 December 2021

8. DIRECTORS', SUPERVISORS' AND CHIEF EXECUTIVE'S REMUNERATION (CONTINUED)

(d) Supervisors (continued)

2020	Fees RMB'000	Salaries, allowances and benefits in kind RMB'000	Performance- related bonuses RMB'000	Social security contributions other than pension ² RMB'000	Equity-settled share-based payment expense RMB'000	Pension scheme contributions ³ RMB'000	Total RMB'000
Shareholder representative supervisors:							
Mr. Guo Xiping	-	-	-	-	-	-	-
Mr. Zhang Peilin ⁴	-	-	-	-	-	-	-
Mr. Xu Zhoujin ⁴	-	-	-	-	-	-	-
Independent supervisors:							
Mr. Ruan Guangli	80	-	-	-	-	-	80
Mr. Ma Yongyi	80	-	-	-	-	-	80
Employee representative supervisors (as the employees of the Company):							
Mr. Cai Jingsheng ⁵	-	120	31	29	7	17	204
Ms. Xia Yuhan ⁵	-	80	43	22	-	15	160
Ms. Ren Jie	-	198	79	47	-	29	353
	<u>160</u>	<u>398</u>	<u>153</u>	<u>98</u>	<u>7</u>	<u>61</u>	<u>877</u>

⁴ On 8 September 2020, Mr. Zhang Peilin resigned from his position as an shareholder representative supervisor, and Mr. Xu Zhoujin replaced him as the shareholder representative supervisor.

⁵ On 8 September 2020, Mr. Cai Jingsheng resigned from his position as an employee representative supervisor, and Ms. Xia Yuhan replaced him as the employee representative supervisor.

NOTES TO FINANCIAL STATEMENTS (CONTINUED)

31 December 2021

9. FIVE HIGHEST PAID EMPLOYEES

The five highest paid employees during the year included one director (2020: one), Mr. Yang Yuchun, details of whose remuneration are set out in note 8 above. Details of the remuneration for the year of the remaining four (2020: four) highest paid employees who are not a director, a supervisor, or chief executive of the Company are as follows:

	2021	2020
	RMB'000	RMB'000
Salaries, allowances and benefits in kind	3,702	3,403
Performance-related bonuses	16,461	4,328
Social security contributions other than pension	308	289
Equity-settled share-based payment expense	125	1
Pension scheme contributions	210	162
	<u>20,806</u>	<u>8,183</u>

During the years ended 31 December 2020 and 2021, no remuneration was paid by the Group as an inducement to the five highest paid individuals for joining or upon joining the Group. During the years ended 31 December 2020 and 2021, no remuneration was paid by the Group as a compensation to the five highest paid individuals for loss of office. None of the five highest paid individuals has waived any remuneration during the years ended 31 December 2020 and 2021.

The number of non-director, non-supervisor and non-chief executive highest paid employees whose remuneration fell within the following bands is as follows:

	Number of employees	
	2021	2020
HK\$1,500,001 to HK\$2,000,000	–	1
HK\$2,000,001 to HK\$2,500,000	–	1
HK\$2,500,001 to HK\$3,000,000	–	2
HK\$4,500,001 to HK\$5,000,000	1	–
HK\$6,000,001 to HK\$6,500,000	2	–
HK\$7,500,001 to HK\$8,000,000	1	–
	<u>4</u>	<u>4</u>

NOTES TO FINANCIAL STATEMENTS (CONTINUED)

31 December 2021

9. FIVE HIGHEST PAID EMPLOYEES (CONTINUED)

During the prior year, incentive shares were granted to non-director and non-chief executive highest paid employees in respect of their services to the Group. Further details are included in the disclosures in note 29 to the financial statements. The fair value of such incentive shares, which has been recognised in the statement of profit or loss over the vesting period, was determined as at the date of grant and the amount included in the financial statements for the reporting period is included in the above non-director and non-chief executive highest paid employees' remuneration disclosures.

10. INCOME TAX

	2021 RMB'000	2020 RMB'000
Current tax	(1,187)	11
Deferred tax	(6,971)	(9,784)
Total tax credit for the year	<u>(8,158)</u>	<u>(9,773)</u>

Pursuant to the relevant laws and regulations in the PRC, the statutory enterprise income tax rate of 25% was applied to the Company and its subsidiary which is in Mainland China for the years ended 31 December 2020 and 2021.

The Company was subject to income tax at the rate of 15% as a qualified high and new technology enterprise and entitled to deduct qualifying research and development expense from taxable profit during the years ended 31 December 2020 and 2021.

The subsidiary incorporated in the United States was subject to income tax at the rate of 21% for the years ended 31 December 2020 and 2021.

NOTES TO FINANCIAL STATEMENTS (CONTINUED)

31 December 2021

10. INCOME TAX (CONTINUED)

A reconciliation of the income tax expense/credit applicable to profit/loss before tax at the respective applicable rates for the Group to the income tax expense at the effective tax rate is as follows:

2021	Mainland China		USA		Total	
	RMB'000	%	RMB'000	%	RMB'000	%
Loss before tax	<u>(192,946)</u>		<u>(282)</u>		<u>(193,228)</u>	
Tax at the applicable tax rate	(48,237)	25.0	(59)	20.9	(48,296)	25.0
Effect of different income tax rates (note 1)	4,648	(2.4)	-	-	4,648	(2.4)
Effect of tax incentives (note 2)	(35,857)	18.6	-	-	(35,857)	18.6
Loss attributable to an associate	580	(0.3)	-	-	580	(0.3)
Expenses not deductible for tax (note 3)	10,362	(5.4)	5	(1.8)	10,367	(5.4)
Tax losses and deductible temporary differences not recognised	61,532	(31.9)	59	(20.9)	61,591	(31.9)
Others	<u>(1,191)</u>	<u>0.6</u>	<u>-</u>	<u>-</u>	<u>(1,191)</u>	<u>0.6</u>
Tax credit at the Group's effective rate	<u>(8,163)</u>	<u>4.2</u>	<u>5</u>	<u>(1.8)</u>	<u>(8,158)</u>	<u>4.2</u>

NOTES TO FINANCIAL STATEMENTS (CONTINUED)

31 December 2021

10. INCOME TAX (CONTINUED)

2020	Mainland		USA		Total	
	China					
	RMB'000	%	RMB'000	%	RMB'000	%
Profit/(loss) before tax	<u>24,196</u>		<u>(577)</u>		<u>23,619</u>	
Tax at the applicable tax rate	6,049	25.0	(121)	21.0	5,928	25.1
Effect of different income tax rates (note 1)	6,523	27.0	-	-	6,523	27.6
Effect of tax incentives (note 2)	(27,012)	(111.6)	-	-	(27,012)	(114.3)
Losses attributable to an associate	974	4.0	-	-	974	4.1
Expenses not deductible for tax (note 3)	3,682	15.2	11	(1.9)	3,693	15.6
Tax losses and deductible temporary differences not recognised	<u>-</u>	<u>-</u>	<u>121</u>	<u>(21.0)</u>	<u>121</u>	<u>0.5</u>
Tax credit at the Group's effective rate	<u>(9,784)</u>	<u>(40.4)</u>	<u>11</u>	<u>(1.9)</u>	<u>(9,773)</u>	<u>(41.4)</u>

Notes:

- (1) The effect of different income tax rates represented the reduced amount of tax payment due to income tax exemption in the year. The Company was subject to a 15% income tax rate for the years ended 31 December 2020 and 2021.
- (2) The effect of tax incentives represented income tax benefits on research and development expenditure. High-technology enterprises were also entitled to deduct qualifying research and development expenses from taxable profits.

During each of the years of 2020 and 2021, upon approval, the Company was entitled to an additional 75% of deduction of research and development expenditure for tax declaration.

- (3) The expenses not deductible for tax mainly comprised entertainment expenses exceeding the deductible limit and non-deductible share-based payment expenses and other non-qualified deductible expenses.

The share of tax attributable to an associate amounting to RMB580,000 (2020: RMB974,000) is included in "Share of loss of an associate" in the consolidated statement of profit or loss.

NOTES TO FINANCIAL STATEMENTS (CONTINUED)

31 December 2021

11. DIVIDENDS

	2021	2020
	RMB'000	RMB'000
Proposal final dividend – Nil (2020: RMB0.08) per ordinary share	<u>-</u>	<u>17,375</u>

The final 2020 and 2019 dividend declared attributable to the forfeited shares held by the trustees under the Employee Trust Benefit Scheme of RMB143,000 and RMB712,000 will be collected by the Group when the Employee Trust Benefit Scheme expires and the trust is liquidated.

The Board did not recommend the distribution of a final dividend for the year ended 31 December 2021.

12. (LOSS)/EARNINGS PER SHARE ATTRIBUTABLE TO ORDINARY EQUITY HOLDERS OF THE PARENT

The calculation of the basic loss (2020: earnings) per share amount is based on the loss (2020: profit) for the year attributable to ordinary equity holders of the parent, and the weighted average number of ordinary shares of 299,637,075 (2020: 322,256,682) in issue during the year, as adjusted to reflect the target shares purchased by the trustees and target shares vested under the Employee Trust Benefit Scheme and Employee Share Ownership Scheme.

The calculation of the diluted (loss)/earnings per share amount is based on the (loss)/profit for the year attributable to ordinary equity holders of the parent, and the weighted average number of ordinary shares, which includes the weighted average number of ordinary shares in issue during the year, as used in the basic (loss)/earnings per share calculation, and the weighted average number of ordinary shares assumed to have been issued at no consideration on the deemed exercise of all dilutive potential ordinary shares into ordinary shares.

No adjustment has been made to the basic loss per share amount presented for the year ended 31 December 2021 in respect of a dilution because the impact of the shares under Employee Share Ownership Scheme had an anti-dilutive effect on the basic loss per share amount presented.

NOTES TO FINANCIAL STATEMENTS (CONTINUED)

31 December 2021

12. (LOSS)/EARNINGS PER SHARE ATTRIBUTABLE TO ORDINARY EQUITY HOLDERS OF THE PARENT (CONTINUED)

The calculations of basic and diluted (loss)/earnings per share are based on:

	2021	2020
	RMB'000	RMB'000
(Loss)/earnings		
(Loss)/profit attributable to ordinary equity holders of the parent used in the basic and diluted (loss)/earnings per share calculation	(185,070)	33,392
Adjustment of the dividend for the holders of target shares under the Employee Share Ownership Scheme	(1,233)	–
Adjusted (loss)/profit attributable to ordinary equity holders of the parent	<u>(186,303)</u>	<u>33,392</u>

	Number of shares	
	2021	2020
Shares		
Weighted average number of ordinary shares in issue during the year used in the basic (loss)/earnings per share calculation	<u>299,637,075</u>	<u>322,256,682</u>
Weighted average number of ordinary shares for the purpose of the diluted (loss)/earnings per share calculation	<u>299,637,075</u>	<u>322,256,682</u>

Note:

During the year ended 31 December 2021, the Group completed the capitalisation of capital reserve. Therefore, the (loss)/earnings per share for each reporting period are recalculated according to the adjusted number of shares.

NOTES TO FINANCIAL STATEMENTS (CONTINUED)

31 December 2021

13. PROPERTY, PLANT AND EQUIPMENT

	Office equipment, furniture and fittings RMB'000	Motor vehicles RMB'000	Leasehold improvements RMB'000	Total RMB'000
Cost:				
At 1 January 2021	25,109	1,086	-	26,195
Additions	6,994	-	1,195	8,189
Disposals	(12,888)	-	-	(12,888)
Exchange realignment	-	(6)	-	(6)
At 31 December 2021	<u>19,215</u>	<u>1,080</u>	<u>1,195</u>	<u>21,490</u>
Accumulated depreciation:				
At 1 January 2021	(22,841)	(1,054)	-	(23,895)
Charge for the year	(2,554)	-	(176)	(2,730)
Disposals	12,706	-	-	12,706
Exchange realignment	-	7	-	7
At 31 December 2021	<u>(12,689)</u>	<u>(1,047)</u>	<u>(176)</u>	<u>(13,912)</u>
Net book value:				
At 31 December 2021	<u>6,526</u>	<u>33</u>	<u>1,019</u>	<u>7,578</u>

NOTES TO FINANCIAL STATEMENTS (CONTINUED)

31 December 2021

13. PROPERTY, PLANT AND EQUIPMENT (CONTINUED)

	Office equipment, furniture and fittings <i>RMB'000</i>	Motor vehicles <i>RMB'000</i>	Leasehold improvements <i>RMB'000</i>	Total <i>RMB'000</i>
Cost:				
At 1 January 2020	29,752	1,104	–	30,856
Additions	1,031	–	–	1,031
Disposals	(5,674)	–	–	(5,674)
Exchange realignment	–	(18)	–	(18)
At 31 December 2020	<u>25,109</u>	<u>1,086</u>	<u>–</u>	<u>26,195</u>
Accumulated depreciation:				
At 1 January 2020	(26,998)	(1,071)	–	(28,069)
Charge for the year	(1,345)	–	–	(1,345)
Disposals	5,502	–	–	5,502
Exchange realignment	–	17	–	17
At 31 December 2020	<u>(22,841)</u>	<u>(1,054)</u>	<u>–</u>	<u>(23,895)</u>
Net book value:				
At 31 December 2020	<u>2,268</u>	<u>32</u>	<u>–</u>	<u>2,300</u>

NOTES TO FINANCIAL STATEMENTS (CONTINUED)

31 December 2021

14. LEASES

The Group as a lessee

The Group has lease contracts for various items of office buildings and other equipment used in its operations. Leases of office buildings generally have lease terms between 1 and 3 years. Other equipment generally has lease terms of 12 months or less and/or is individually of low value. Generally, the Group is restricted from assigning and subleasing the leased assets outside the Group. There are several lease contracts that include extension and termination options, which are further discussed below.

(a) *Right-of-use assets*

The carrying amounts of the Group's right-of-use assets and the movements during the year are as follows:

	Office buildings RMB'000	Other equipment RMB'000	Total RMB'000
As at 1 January 2021	5,740	-	5,740
Additions	2,320	-	2,320
Adjustment	(6)	-	(6)
Depreciation charge	(6,017)	-	(6,017)
As at 31 December 2021	<u>2,037</u>	<u>-</u>	<u>2,037</u>
As at 1 January 2020	10,832	1,648	12,480
Additions	1,049	-	1,049
Adjustment	(592)	(284)	(876)
Depreciation charge	(5,549)	(1,364)	(6,913)
As at 31 December 2020	<u>5,740</u>	<u>-</u>	<u>5,740</u>

NOTES TO FINANCIAL STATEMENTS (CONTINUED)

31 December 2021

14. LEASES (CONTINUED)

The Group as a lessee (continued)

(b) Lease liabilities

The carrying amount of lease liabilities and the movements during the year are as follows:

	2021	2020
	RMB'000	RMB'000
Carrying amount at 1 January	5,903	12,450
New leases	2,320	1,049
Adjustment	(6)	(876)
Accretion of interest recognised during the year	207	377
Payments	(6,463)	(7,097)
Carrying amount at 31 December	<u>1,961</u>	<u>5,903</u>
Analysed into:		
Current portion	1,055	5,599
Non-current portion	<u>906</u>	<u>304</u>

The maturity analysis of lease liabilities is disclosed in note 37 to the financial statements.

NOTES TO FINANCIAL STATEMENTS (CONTINUED)

31 December 2021

14. LEASES (CONTINUED)

The Group as a lessee (continued)

(c) *The amounts recognised in profit or loss in relation to leases are as follows:*

	2021 RMB'000	2020 RMB'000
Interest on lease liabilities	207	377
Depreciation charge of right-of-use assets	6,017	6,913
Expense relating to short-term leases (included in administrative expenses and selling and distribution expenses)	2,352	1,854
Expense relating to leases of low-value assets (included in administrative expenses)	<u>633</u>	<u>489</u>
Total amount recognised in profit or loss	<u>9,209</u>	<u>9,633</u>

(d) *Extension and termination options*

The Group has several lease contracts that include extension and termination options. These options are negotiated by management to provide flexibility in managing the leased-asset portfolio and they are aligned with the Group's business needs. There are no period following the exercise date of extension and termination options that are not included in the lease terms.

(e) *Total cash outflow for leases*

The total cash outflow for leases included in the statement of cash flows is as follows:

	2021 RMB'000	2020 RMB'000
Within operating activities	2,985	2,343
Within financing activities	<u>6,463</u>	<u>7,097</u>
	<u>9,448</u>	<u>9,440</u>

NOTES TO FINANCIAL STATEMENTS (CONTINUED)

31 December 2021

15. INTANGIBLE ASSETS

	Software copyrights and licenses RMB'000	Cloud application and platform RMB'000	Others RMB'000	Total RMB'000
At 1 January 2021	1,101	19,229	735	21,065
Additions	298	-	247	545
Amortisation	(256)	(7,866)	(515)	(8,637)
At 31 December 2021	<u>1,143</u>	<u>11,363</u>	<u>467</u>	<u>12,973</u>
At 31 December 2021:				
Cost	4,027	180,312	1,454	185,793
Accumulated amortisation	(2,884)	(168,949)	(987)	(172,820)
Net carrying amount	<u>1,143</u>	<u>11,363</u>	<u>467</u>	<u>12,973</u>
At 1 January 2020	1,441	32,019	2,094	35,554
Additions	-	-	491	491
Amortisation	(340)	(12,790)	(1,850)	(14,980)
At 31 December 2020	<u>1,101</u>	<u>19,229</u>	<u>735</u>	<u>21,065</u>
At 31 December 2020:				
Cost	3,729	180,312	6,861	190,902
Accumulated amortisation	(2,628)	(161,083)	(6,126)	(169,837)
Net carrying amount	<u>1,101</u>	<u>19,229</u>	<u>735</u>	<u>21,065</u>

NOTES TO FINANCIAL STATEMENTS (CONTINUED)

31 December 2021

16. INVESTMENT IN AN ASSOCIATE

On 1 September 2017, Chanjet Payment ceased to be a subsidiary of the Company and has been treated as an investment in an associate in the consolidated statement of financial position of the Group.

	2021	2020
	RMB'000	RMB'000
Investment in an associate	<u>68,818</u>	<u>71,137</u>
Provision for impairment	<u>(36,108)</u>	<u>(13,510)</u>
	<u>32,710</u>	<u>57,627</u>

The Group had no trade receivable and payable balances with the associate. The Group's contract liability balance with the associate is disclosed in note 34 to the financial statements.

Particulars of the associate is as follows:

Name	Nominal value of registered share capital	Place of incorporation/ registration and business	Percentage of ownership		Principal activities
			interest attributable to the Group		
Chanjet Payment	RMB 200,000,000	Beijing, China	19.28		Internet payment, bank card receipt and technical development

The Group's shareholding in the associate comprises equity shares held by the Company.

The amounts of current assets, non-current assets, current liabilities and net assets as at 31 December 2021 of Chanjet Payment adjusted for any differences in accounting policies and reconciled to the carrying amounts in the consolidated financial statements were RMB425,961,000 (2020: RMB507,687,000), RMB1,664,000 (2020: RMB4,276,000), RMB309,867,000 (2020: RMB381,467,000) and RMB117,758,000 (2020: RMB130,495,000), respectively.

NOTES TO FINANCIAL STATEMENTS (CONTINUED)

31 December 2021

16. INVESTMENT IN AN ASSOCIATE (CONTINUED)

As at 31 December 2021, the Group's share of net assets of the Chanjet Payment was RMB22,704,000 (2020:RMB25,024,000) and the carrying amount of the investment after the fair value adjustments made at the time of disposal and provision for impairment was RMB32,710,000 (2020: RMB57,627,000).

The amount of revenue for the year ended 31 December 2021 of Chanjet Payment adjusted for any differences in accounting policies and reconciled to the carrying amount in the consolidated financial statements was RMB296,896,000 (2020: RMB744,821,000).

The share of Chanjet Payment's loss and total comprehensive loss for the year ended 31 December 2021 were RMB2,319,000 (2020: RMB3,897,000) and RMB2,319,000 (2020: RMB3,897,000), respectively.

17. EQUITY INVESTMENTS AT FAIR VALUE THROUGH PROFIT OR LOSS

	2021	2020
	RMB'000	RMB'000
Unlisted equity investments, at fair value		
Beijing Yonyou Happiness Yunchuang Entrepreneurship Investment Centre (Limited Partnership)	11,628	26,653
Yonyou Mobile Telecommunications Technology Service Co., Ltd. ("Yonyou Mobile")	28,918	25,246
Xi'an Rongke Telecommunications Technology Co., Ltd.	1,676	1,564
	42,222	53,463

The above equity investments as at 31 December 2021 were classified as financial assets at fair value through profit or loss as the Group has not elected to recognise the fair value gain or loss through other comprehensive income.

NOTES TO FINANCIAL STATEMENTS (CONTINUED)

31 December 2021

18. INVENTORIES

	2021 <i>RMB'000</i>	2020 <i>RMB'000</i>
Raw materials	637	895
Purchased software	5,744	5,658
	6,381	6,553
Impairment	(5,658)	(5,658)
	723	895

19. TRADE RECEIVABLES

	2021 <i>RMB'000</i>	2020 <i>RMB'000</i>
Trade receivables	45,671	5,184
Impairment	(483)	-
	45,188	5,184

Except for a few of the clients who are granted an average trade credit term around 90 days by the Group, main customers are required to make payments in advance. For Strategic and key customers, the Group's trading credit terms could be extended appropriately. The Group seeks to maintain strict control over its outstanding receivables. In view of the aforementioned and the fact that the Group's trade receivables relate to diversified customers, there is no significant concentration of credit risk. The Group does not hold any collateral or other credit enhancements over its trade receivable balances. Trade receivables are non-interest-bearing. Amounts included in trade receivables were denominated in RMB.

NOTES TO FINANCIAL STATEMENTS (CONTINUED)

31 December 2021

19. TRADE RECEIVABLES (CONTINUED)

An ageing analysis of the trade receivables as at the end of the reporting period, based on the invoice date and net of loss allowance, is as follows:

	2021	2020
	RMB'000	RMB'000
Within 90 days	32,860	5,184
90 days to 180 days	8,786	-
Over 180 days	3,542	-
	<u>45,188</u>	<u>5,184</u>

The movements in the loss allowance for impairment of trade receivables are as follows:

	2021	2020
	RMB'000	RMB'000
At beginning of the year	-	-
Impairment losses	(483)	(472)
Amount written off as uncollectible	-	472
At end of year	<u>(483)</u>	<u>-</u>

An impairment analysis is performed at each reporting date using a provision matrix to measure expected credit losses. The provision rates are based on days past due for groupings of various customer segments with similar loss patterns (i.e., by geographical region, product type, customer type and rating, and coverage by letters of credit or other forms of credit insurance). The calculation reflects the probability-weighted outcome, the time value of money and reasonable and supportable information that is available at the reporting date about past events, current conditions and forecasts of future economic conditions. Generally, trade receivables are written off if past due for more than three years and are not subject to enforcement activity.

NOTES TO FINANCIAL STATEMENTS (CONTINUED)

31 December 2021

19. TRADE RECEIVABLES (CONTINUED)

Set out below is the information about the credit risk exposure on the Group's trade receivables using a provision matrix:

As at 31 December 2021

	Less than 1 year
Expected credit loss rate	1.06%
Gross carrying amount (RMB'000)	45,671
Expected credit losses (RMB'000)	483

20. PREPAYMENTS, OTHER RECEIVABLES AND OTHER ASSETS

	2021 RMB'000	2020 RMB'000
Staff advances	322	592
Share purchase fund and dividend held by the trustee for share-based payments (<i>notes 1 and 2</i>)	6,318	5,982
Prepayments	101,292	33,566
Contract costs	46,251	19,682
Deposits, other receivables and other assets	<u>11,793</u>	<u>9,127</u>
	165,976	68,949
Impairment allowance	<u>(266)</u>	<u>(233)</u>
	165,710	68,716
Less: Non-current portion		
Share purchase fund and dividend held by the trustee for share-based payments (<i>notes 1 and 2</i>): Long-term receivables	6,318	5,982
Prepayments	27,582	–
Contract costs	21,465	–
Other assets	<u>5,441</u>	<u>–</u>
	60,806	5,982
Current portion	<u>104,904</u>	<u>62,734</u>

NOTES TO FINANCIAL STATEMENTS (CONTINUED)

31 December 2021

20. PREPAYMENTS, OTHER RECEIVABLES AND OTHER ASSETS (CONTINUED)

Notes:

- (1) The share purchase fund held by the trustee for share-based payments was paid to Hwabao Trust Co., Ltd. in order to purchase the target shares under the Employee Trust Benefit Scheme. As at 31 December 2021, the share purchase fund has been deposited with an agreed deposit rate and will be collected when the Employee Trust Benefit Scheme expires and the trust is liquidated.
- (2) The dividend paid for the forfeited shares held by the trustees under the Employee Trust Benefit Scheme will be collected by the Group when the Employee Trust Benefit Scheme expires, and the trust is liquidated.

Deposits and other receivables mainly represent rental deposits and deposits with suppliers. Where applicable, an impairment analysis is performed at each reporting date by considering the probability of default of comparable companies with published credit ratings. In the situation where no comparable companies with credit ratings can be identified, expected credit losses are estimated by applying a loss rate approach with reference to the historical loss record of the Group. The loss rate is adjusted to reflect the current conditions and forecasts of future economic conditions, as appropriate. The credit risk exposure and expected credit losses for the amount due from the share purchase fund held by the trustee for share-based payments and deposits and other receivables were immaterial as at 31 December 2021 and 2020.

The financial assets included in the above balances relate to receivables for which there was no recent history of default and past due amounts. As at 31 December 2021 and 2020, the loss allowance was assessed to be minimal.

21. FINANCIAL ASSETS AT FAIR VALUE THROUGH PROFIT OR LOSS

	2021	2020
	RMB'000	RMB'000
Wealth management products	<u>100,618</u>	<u>102,278</u>

The Group purchases various wealth management products issued by banks in Mainland China. As at 31 December 2021, the Group purchased wealth management products at the cost of RMB100,000,000 (2020: RMB100,000,000) from commercial banks. They were mandatorily classified as financial assets at fair value through profit or loss as their contractual cash flows are not solely payments of principal and interest.

NOTES TO FINANCIAL STATEMENTS (CONTINUED)

31 December 2021

21. FINANCIAL ASSETS AT FAIR VALUE THROUGH PROFIT OR LOSS (CONTINUED)

The details and breakdown of each of the financial assets at fair value through profit or loss as at the 31 December 2021 are as follows:

Name of bank	Nature of products	Commencement date	Expiry date	Principal amount of deposit investment RMB'000	Carrying value RMB'000
Industrial and Commercial Bank of China Limited	Structured deposits	6 July 2021	6 January 2022	50,000	50,346
Bank of Ningbo	Structured deposits	30 November 2021	31 May 2022	50,000	50,272
				<u>100,000</u>	<u>100,618</u>

The details and breakdown of the financial assets at fair value through profit or loss as at the 31 December 2020 are as follows:

Name of bank	Nature of products	Commencement date	Expiry date	Principal amount of deposit investment RMB'000	Carrying value RMB'000
Bank of Construction	Structured deposits	11 May 2020	11 May 2021	70,000	71,210
Bank of Communications	Structured deposits	13 January 2020	14 January 2021	30,000	31,068
				<u>100,000</u>	<u>102,278</u>

NOTES TO FINANCIAL STATEMENTS (CONTINUED)

31 December 2021

22. CASH AND BANK BALANCES

	2021	2020
	RMB'000	RMB'000
Cash on hand	18	36
Bank balances	165,535	226,648
Time deposits	1,021,699	1,074,599
Cash equivalents	8,848	10,350
	<u>1,196,100</u>	<u>1,311,633</u>
Provision for impairment	-	(30,392)
Cash and bank balances	1,196,100	1,281,241
Less: Non-pledged time deposits with original maturity of more than three months when acquired	378,833	650,771
Cash and bank balances and interest receivables restricted from being used	253,916	316,311
Unrestricted interest receivables	23,918	18,876
Cash and cash equivalents as stated in the consolidated statement of cash flows	<u>539,433</u>	<u>295,283</u>

Cash at banks earns interest at floating rates based on daily bank deposit rates. Time deposits are made for varying periods depending on the immediate cash requirements of the Group, and earn interest at the respective time deposit rates. The bank balances are deposited with creditworthy banks with no recent history of default. The carrying amounts of the cash and bank balances approximate to their fair values.

NOTES TO FINANCIAL STATEMENTS (CONTINUED)

31 December 2021

22. CASH AND BANK BALANCES (CONTINUED)

Cash and bank balances and interest receivables included restricted deposits related with Baoshang Bank Co., Ltd. (“**Baoshang Bank**”), the details are as follows:

	2021	2020
	RMB'000	RMB'000
Guaranteed (note 1)	334,723	316,311
Non-guaranteed (note 2)	<u>-</u>	<u>30,392</u>
Total	334,723	346,703
Less: Cash and bank balance unrestricted	<u>80,816</u>	<u>-</u>
Restricted balance	253,907	346,703
Provision for impairment (note 2)	<u>-</u>	<u>(30,392)</u>
Net restricted balance	<u>253,907</u>	<u>316,311</u>

Note 1: The deposits were guaranteed by the People’s Bank of China (the “**PBoC**”), China Banking and Insurance Regulatory Commission and Deposit Insurance and Fund Management Company Limited shortly subsequent to the took over of Baoshang Bank by various government authorities in May 2019. Such guaranteed deposits are not available for the Company’s use until the completion of the transition of the deposits from Baoshang Bank to Huishang Bank Co., Ltd. and Mengshang Bank Co., Ltd.. As at 31 December 2021, the transition has been completed and the guaranteed deposits in Mengshang Bank are unrestricted from being used.

Note 2: Pursuant to the above takeover arrangement, the non-guaranteed deposits shall participate in subsequent compensation claim in accordance with laws. Subsequently, in August 2020, the PBoC announced that Baoshang Bank will go into bankruptcy and in November 2020, Baoshang Bank entered into liquidation process. Hence, full impairment provision of RMB30,392,000 was made against the non-guaranteed deposits placed with Baoshang Bank as at 31 December 2020. During the year ended 31 December 2021, the provision for impairment were written off.

NOTES TO FINANCIAL STATEMENTS (CONTINUED)

31 December 2021

22. CASH AND BANK BALANCES (CONTINUED)

The Group's cash and bank balances are denominated in the following currencies:

	2021 RMB'000	2020 <i>RMB'000</i>
RMB	1,120,522	1,142,938
HK\$	69,797	132,144
US\$	5,781	6,159
	<u>1,196,100</u>	<u>1,281,241</u>

The RMB is not freely convertible into other currencies, however, under Mainland China's Foreign Exchange Control Regulations and Administration of Settlement, Sale and Payment of Foreign Exchange Regulations, the Group is permitted to exchange RMB for other currencies through banks authorised to conduct foreign exchange business.

23. TRADE PAYABLES

An ageing analysis of the trade payables as at the end of the reporting period, based on the invoice date, is as follows:

	2021 RMB'000	2020 <i>RMB'000</i>
Within 90 days	15,470	5,837
90 days to 1 year	1,371	1,120
Over 1 year	1,357	234
	<u>18,198</u>	<u>7,191</u>

Trade payables are non-interest-bearing and are normally settled on 90-day terms.

NOTES TO FINANCIAL STATEMENTS (CONTINUED)

31 December 2021

24. CONTRACT LIABILITIES

Details of contract liabilities are as follows:

	2021 RMB'000	2020 <i>RMB'000</i>
Rendering of services	<u>371,937</u>	<u>233,346</u>
Analysed into:		
Current portion	274,341	173,323
Non-current portion	<u>97,596</u>	<u>60,023</u>

25. OTHER PAYABLES AND ACCRUALS

	2021 RMB'000	2020 <i>RMB'000</i>
Tax payable (other than income tax)	19,043	16,661
Staff payroll and welfare payables	72,140	51,852
Advances from customers	16,278	12,139
Treasury shares repurchase obligation (<i>note</i>)	141,181	–
Other payables	<u>21,536</u>	<u>16,425</u>
	<u>270,178</u>	<u>97,077</u>

Other payables and accruals are non-interest-bearing and have no fixed terms of repayment.

Note: Treasury shares repurchase obligation arises from the Employee Share Ownership Scheme.

NOTES TO FINANCIAL STATEMENTS (CONTINUED)

31 December 2021

26. LONG-TERM LIABILITIES

	2021 RMB'000	2020 RMB'000
Accrued bonus	<u>38,681</u>	<u>405</u>

On 28 December 2020, the board of directors approved the adoption of the long-term incentive bonus scheme (the “**Bonus Scheme**”) to motivate the enthusiasm and creativity of the management team members and the core and key employees of the Company.

The appraisal dates are the first working day after the expiry of the second anniversary, third anniversary and fourth anniversary of the date of determination of the Bonus Scheme participants. Subject to the satisfaction of the appraisal conditions, the Bonus Scheme participants shall receive the bonus. The bonus shall be paid in three tranches within three months after the respective appraisal dates.

On 28 December 2020, the Board has considered and approved the list of the Bonus Scheme participants under the Bonus Scheme, which comprises Mr. Yang Yuchun, the executive director and the president of the Company, and 157 members of other mid to senior level management personnel, experts and key personnel of the Group.

During the year ended 31 December 2021, the total amount of the long-term incentive bonus expenses recognised in profit or loss under the Bonus Scheme was RMB38,276,000 (2020: RMB447,000).

NOTES TO FINANCIAL STATEMENTS (CONTINUED)

31 December 2021

27. DEFERRED TAX

The movements in deferred tax liabilities and assets during the year are as follows:

Deferred tax liabilities

2021	Right-of-use assets RMB'000	Fair value adjustments of equity investments at fair value through profit or loss RMB'000	Total RMB'000
At 1 January 2021	861	5,575	6,436
Deferred tax credited to profit or loss during the year	<u>(555)</u>	<u>(1,935)</u>	<u>(2,490)</u>
Gross deferred tax liabilities at 31 December 2021	<u>306</u>	<u>3,640</u>	<u>3,946</u>

Deferred tax assets

2021	Losses available for offsetting future taxable profits RMB'000	Lease liabilities RMB'000	Depreciation and amortisation RMB'000	Equity-settled share-based payment and accrued wages and salaries RMB'000	Impairment of assets RMB'000	Discount on long-term receivables and long-term liabilities RMB'000	Total RMB'000
At 1 January 2021	10,452	885	225	895	5,408	85	17,950
Deferred tax credited/(charged) to profit or loss during the year	<u>10,836</u>	<u>(591)</u>	<u>(225)</u>	<u>(895)</u>	<u>(4,559)</u>	<u>(85)</u>	<u>4,481</u>
Gross deferred tax assets at 31 December 2021	<u>21,288</u>	<u>294</u>	<u>-</u>	<u>-</u>	<u>849</u>	<u>-</u>	<u>22,431</u>

NOTES TO FINANCIAL STATEMENTS (CONTINUED)

31 December 2021

27. DEFERRED TAX (CONTINUED)

Deferred tax liabilities

	Right-of-use assets RMB'000	Fair value adjustments of equity investments at fair value through profit or loss RMB'000	Total RMB'000
2020			
At 1 January 2020	1,872	5,491	7,363
Deferred tax charged/(credited) to profit or loss during the year	(1,011)	84	(927)
Gross deferred tax liabilities at 31 December 2020	<u>861</u>	<u>5,575</u>	<u>6,436</u>

Deferred tax assets

	Losses available for offsetting future taxable profits RMB'000	Lease liabilities RMB'000	Depreciation and amortisation RMB'000	Accrued expenses RMB'000	Equity-settled share-based payment and accrued wages and salaries RMB'000	Impairment of assets RMB'000	Discount on long-term receivables and long-term liabilities RMB'000	Total RMB'000
2020								
At 1 January 2020	4,795	1,868	1,024	184	373	849	-	9,093
Deferred tax credited/(charged) to profit or loss during the year	5,657	(983)	(799)	(184)	522	4,559	85	8,857
Gross deferred tax assets at 31 December 2020	<u>10,452</u>	<u>885</u>	<u>225</u>	<u>-</u>	<u>895</u>	<u>5,408</u>	<u>85</u>	<u>17,950</u>

For presentation purposes, certain deferred tax assets and liabilities have been offset in the statement of financial position. The following is an analysis of the deferred tax balances of the Group for financial reporting purposes:

NOTES TO FINANCIAL STATEMENTS (CONTINUED)

31 December 2021

27. DEFERRED TAX (CONTINUED)

	2021 <i>RMB'000</i>	2020 <i>RMB'000</i>
Net deferred tax assets recognised in the consolidated statement of financial position	<u>18,485</u>	<u>11,514</u>

Deferred tax assets have not been recognised in respect of the following item:

	2021 <i>RMB'000</i>	2020 <i>RMB'000</i>
Deductible temporary differences	31,424	–
Tax losses	<u>253,870</u>	<u>38,886</u>
	<u>285,294</u>	<u>38,886</u>

The Group has tax losses arising in Mainland China of RMB356,623,000 (2020: RMB69,679,000) that will expire in one to ten years for offsetting against future taxable profits, which is mainly caused by operating loss.

The Group has tax losses arising from a subsidiary in the United States of approximately RMB39,168,000 (2020: RMB38,886,000), of which RMB21,436,000 expires in years 2036 through 2037, and RMB17,732,000 is available indefinitely for offsetting against future taxable profits of the this subsidiary in which the losses arose.

Deferred tax assets have not been recognised in respect of these losses arising in such subsidiary since management considers that it is not probable that taxable profits will be available against which the above items can be utilised.

There are no income tax consequences attaching to the payment of dividends by the Company to its shareholders.

NOTES TO FINANCIAL STATEMENTS (CONTINUED)

31 December 2021

28. ISSUED CAPITAL

The number of shares of the Company and their nominal values as at 31 December 2020 and 2021 are as follows:

	31 December 2021		31 December 2020	
	Number of shares '000 shares	Nominal value RMB'000	Number of shares '000 shares	Nominal value RMB'000
Registered, issued and fully paid:				
Domestic shares of RMB1.00 each	243,272	243,272	162,182	162,182
H shares of RMB1.00 each	<u>82,500</u>	<u>82,500</u>	<u>55,000</u>	<u>55,000</u>
	<u>325,772</u>	<u>325,772</u>	<u>217,182</u>	<u>217,182</u>

A summary of movements in the Group's issued capital is as follows:

	Number of Shares in issue	Share capital RMB'000
At 1 January 2020 and 2021	217,182,000	217,182
Capitalisation of capital reserve (<i>note</i>)	<u>108,590,000</u>	<u>108,590</u>
At 31 December 2021	<u><u>325,772,000</u></u>	<u><u>325,772</u></u>

Note:

On 27 September 2021, pursuant to capitalisation issue proposal approved at the extraordinary general meeting, the Company issued shares to all shareholders by way of capitalisation of capital reserve, on the basis of five(5) capitalisation shares for every ten(10) existing shares. After the capitalisation issue, the total issued shares of the Company increased from 217,181,666 shares to 325,772,499 shares.

NOTES TO FINANCIAL STATEMENTS (CONTINUED)

31 December 2021

29. SHARE-BASED PAYMENT

The Company operates the Employee Share Ownership Scheme for the purpose of providing incentives and rewards to eligible participants who contribute to the success of the Group's operations. Eligible participants of the Employee Share Ownership Scheme include the Company's directors and other employees of the Group. The Employee Share Ownership Scheme became effective on 28 December 2020.

The total number of incentive shares to be granted under the Employee Share Ownership Scheme shall not exceed 15,412,716 domestic shares, representing approximately 7.10% of the Company's total issued share capital as at the date of the proposed adoption by the board of directors of the Employee Share Ownership Scheme. The entitlement of the number of the incentive shares of participants of the Employee Share Ownership Scheme (the "**Employee Share Ownership Scheme Participants**") shall be determined in accordance with the position, ranking, performance appraisal result and other relevant factors. The specific allocation criteria and proposal shall be proposed by the president committee of the Company (the "**President Committee**") and approved by the board of directors.

The offer of a grant of incentive shares may be accepted upon payment of RMB9.16 for each incentive share by the grantee. The price is equivalent to 90% of the closing price of the H shares on the trading day immediately prior to the date of the proposed adoption by the board of the Employee Share Ownership Scheme (calculated based on the central parity rate of RMB against HK\$ announced by the People's Bank of China on the trading day immediately prior to the date of the proposed adoption by the board of directors of the Employee Share Ownership Scheme).

The lock-up period of the incentive shares shall be two years from the grant date. The unlocking dates are the first trading day after the expiry of the second anniversary, third anniversary and fourth anniversary of the grant date, upon which and subject to the satisfaction of the unlocking conditions, being (a) the business performance target of the Company determined and assessed by the board of directors; and (b) the performance appraisal result of the Employee Share Ownership Scheme participant determined by the President Committee, and 40%, 30% and 30% of the incentive shares shall be unlocked respectively.

NOTES TO FINANCIAL STATEMENTS (CONTINUED)

31 December 2021

29. SHARE-BASED PAYMENT (CONTINUED)

Particulars and movements of the target incentive shares under the Employee Share Ownership scheme

2021

Date of grant	Note	Fair value per share (RMB)	As at 1 January	Increased due to capitalisation issue	Forfeited during the year	Vested during the year	As at 31 December
28 December 2020	(a)	<u>6.21</u>	<u>15,412,716</u>	<u>7,706,358</u>	<u>(360,000)</u>	<u>-</u>	<u>22,759,074</u>

2020

Date of grant	Fair value per share (RMB)	As at 1 January	Granted during the year	Forfeited during the year	Vested during the year	As at 31 December
28 December 2020	<u>9.31</u>	<u>-</u>	<u>15,412,716</u>	<u>-</u>	<u>-</u>	<u>15,412,716</u>

Note:

- (a) Pursuant to capitalisation issue, the number of incentive shares and fair value per share were adjusted in accordance with the relevant provisions of the Employee Share Ownership Scheme.

During the year ended 31 December 2021, 360,000 target shares (2020:nil) under the Employee Share Ownership Scheme forfeited due to the vesting conditions not being fulfilled under the Employee Share Ownership Scheme.

The fair value of the share ownership units granted at the date was calculated based on the market price of the Company's shares at the grant date. The fair value of share ownership units granted under the grant was RMB2,247,000.

During the year ended 31 December 2021, the total amount of share-based payment expense was RMB829,000 (2020: RMB9,000), which was recognised in profit or loss.



NOTES TO FINANCIAL STATEMENTS (CONTINUED)

31 December 2021

30. RESERVES

The amounts of the Group's reserves and the movements therein for the years are presented in the consolidated statement of changes in equity on pages 112 to 114 of the financial statements.

31. NOTE TO THE CONSOLIDATED STATEMENT OF CASH FLOWS

During the year, the Group had non-cash additions to right-of-use assets and lease liabilities of RMB2,320,000 (2020: RMB1,049,000) and RMB2,320,000 (2020: RMB1,049,000), respectively, in respect of lease arrangements for office buildings and other equipment. The total cash outflow for leases is set out in note 14.

32. CONTINGENT LIABILITIES

As at 31 December 2020 and 2021, the Group did not have any significant contingent liabilities.

33. COMMITMENTS

At the end of the reporting period, the Group did not have any significant commitments.

NOTES TO FINANCIAL STATEMENTS (CONTINUED)

31 December 2021

34. RELATED PARTY TRANSACTIONS

(a) Transactions with related parties

During the years ended 31 December 2020 and 2021, the Group entered into the following transactions with related parties:

	2021 RMB'000	2020 RMB'000
<i>Purchases of goods and services from</i>		
The holding company*		
Yonyou	3,672	3,090
Associates of the holding company		
Beijing Xi Ma Guo Zheng Technology Co., Ltd. ("Xi Ma Guo Zheng") (北京西瑪國正科技發展有限公司)	270	94
Execution (Beijing) Network Technology Co., Ltd. ("Execution (Beijing)") (執行力(北京)網絡科技有限公司)	410	2,601
Suirui Group Co., Ltd. (隨銳科技集團股份有限公司)	24	2
Sinotone (Beijing) Consulting Co., Ltd. ("Sinotone Consulting") (漢唐信通(北京)諮詢股份有限公司)	37	-
Fellow subsidiaries*		
Yonyou Mobile	5	4
Shanghai Bingjun Network Technology Co., Ltd. ("Bingjun Network") (上海秉鈞網絡科技股份有限公司)	-	8
Shanghai Dayee Cloud Computing Co., Ltd. (上海大易雲計算股份有限公司)	85	-
Yonyou Fintech Information Technology Co., Ltd. ("Yonyou Fintech") (用友金融信息技術股份有限公司)	425	-
UFIDA (Nanchang) Industrial Base Development Co., Ltd. ("UFIDA (Nanchang)") (用友(南昌)產業基地發展有限公司)	231	1
Yonyou Guangxin Network Technology Co., Ltd. (用友廣信網絡科技有限公司)	-	3
Shanghai Yonyou Government Affairs Software Co., Ltd. ("Shanghai Yonyou Government Affairs") (上海用友政務軟件有限公司)	10	12

NOTES TO FINANCIAL STATEMENTS (CONTINUED)

31 December 2021

34. RELATED PARTY TRANSACTIONS (CONTINUED)

(a) Transactions with related parties (continued)

	2021 RMB'000	2020 RMB'000
Companies of which a director of the Company is the ultimate controlling party*		
Beijing Red Mansion Culinary Culture Co., Ltd. (北京紅邸餐飲文化有限公司)	144	211
Beijing Hongju Catering Culture Co., Ltd. (北京紅局餐飲文化有限公司)	65	-
A company controlled by the ultimate controlling party*		
Huaguori Wine (Beijing) Co., Ltd. (花果日葡萄酒(北京)有限公司)	57	-
A company of which the ultimate controlling party of the company is a shareholder with significant influence*		
Shangzhuangyuan (Beijing) Technology Co., Ltd. ("Shangzhuangyuan") (北京商狀元科技有限公司)	-	3
Subsidiaries of the associate of the holding company		
Sinotone (Beijing) Technology Co., Ltd. ("Sinotone Tech") (漢唐信通(北京)科技有限公司)	91	28
Sinotone (Sichuan) Business Consulting Co., Ltd. (四川漢唐信通商務諮詢有限公司)	-	7
	<u>5,526</u>	<u>6,064</u>
<i>Sales of goods and services to</i>		
Associates of the holding company		
Xi Ma Guo Zheng ZhongGuanCun Bank Ltd. ("ZhongGuanCun") (北京中關村銀行股份有限公司)	404	417
Sinotone Consulting	79	-
	108	-
Subsidiary of the associate of the holding company		
Sinotone Tech	188	70
	<u>779</u>	<u>487</u>

During the year ended 31 December 2021, the Group recognised interest income of RMB7,313,000 (2020: RMB7,824,000) from deposits placed with ZhongGuanCun.

NOTES TO FINANCIAL STATEMENTS (CONTINUED)

31 December 2021

34. RELATED PARTY TRANSACTIONS (CONTINUED)

(a) Transactions with related parties (continued)

*Rental of office buildings from related parties**

During the years ended 31 December 2020 and 2021, the Group rented office buildings from Yonyou. Upon the adoption of IFRS 16, the carrying amounts of the Group's right-of-use assets and lease liabilities, and the movement during the year are as follows:

	Right-of-use assets RMB'000	Lease liabilities RMB'000
As at 1 January 2021	4,318	4,502
Addition	2,141	2,141
Depreciation charge	(4,913)	–
Interest expense	–	171
Payments	–	(5,221)
As at 31 December 2021	1,546	1,593

	Right-of-use assets RMB'000	Lease liabilities RMB'000
As at 1 January 2020	9,461	9,692
Adjustment	(592)	(592)
Depreciation charge	(4,551)	–
Interest expense	–	297
Payments	–	(4,895)
As at 31 December 2020	4,318	4,502

In addition to the lease of office buildings shown in the table above, the Group recognised the rental expenses to Yonyou in profit or loss for short-term leases of RMB380,000 for the year ended 31 December 2021 (2020: RMB908,000).

NOTES TO FINANCIAL STATEMENTS (CONTINUED)

31 December 2021

34. RELATED PARTY TRANSACTIONS (CONTINUED)

(a) Transactions with related parties (continued)

Rental of office buildings from related parties (continued)*

During the years ended 31 December 2020 and 2021, the Group rented office buildings from UFIDA (Nanchang), a fellow subsidiary. Upon the adoption of IFRS 16, the carrying amounts of the Group's right-of-use assets and lease liabilities, and the movement during the year are as follows:

	Right-of-use assets RMB'000	Lease liabilities RMB'000
As at 1 January 2021	686	718
Depreciation charge	(686)	-
Interest expense	-	16
Payments	-	(734)
As at 31 December 2021	-	-
	Right-of-use assets RMB'000	Lease liabilities RMB'000
As at 1 January 2020	1,371	1,402
Depreciation charge	(685)	-
Interest expense	-	49
Payments	-	(733)
As at 31 December 2020	686	718

In addition to the lease of office buildings shown in the table above, the Group recognised the rental expenses to UFIDA (Nanchang) in profit or loss for short-term leases of RMB600,000 for the year ended 31 December 2021 (2020: RMB435,000).

The above related party transactions were conducted on mutually agreed terms.

NOTES TO FINANCIAL STATEMENTS (CONTINUED)

31 December 2021

34. RELATED PARTY TRANSACTIONS (CONTINUED)

(b) Outstanding balances with related parties

An analysis of the balances with related parties is as follows:

Due from related parties

	As at 31 December	
	2021	2020
	RMB'000	RMB'000
Trade related:		
Associates of the holding company		
ZhongGuanCun	5	–
Xi Ma Guo Zheng	225	–
Fellow subsidiaries		
Shanghai Yonyou Government Affairs	–	1
Bingjun Network	6	6
Yonyou Fintech	–	425
	<u>236</u>	<u>432</u>

Deposits placed with

	As at 31 December	
	2021	2020
	RMB'000	RMB'000
Associate of the holding company		
ZhongGuanCun	<u>150,003</u>	<u>150,003</u>

As at 31 December 2021, the Group had interest receivables of RMB23,360,000 due from ZhongGuanCun (2020: RMB16,047,000).

The amounts due from related parties were unsecured, interest-free and repayable on demand.

NOTES TO FINANCIAL STATEMENTS (CONTINUED)

31 December 2021

34. RELATED PARTY TRANSACTIONS (CONTINUED)

(b) Outstanding balances with related parties (continued)

Due to related parties

	As at 31 December	
	2021	2020
	RMB'000	RMB'000
Trade related:		
The holding company		
Yonyou	2,038	1,898
Associate of the Company		
Chanjet Payment	1,020	1,020
Associates of the holding company		
Execution (Beijing)	106	1,436
Xi Ma Guo Zheng	400	765
Sinotone Consulting	296	–
Fellow subsidiaries		
Shanghai Yonyou Government Affairs	9	–
A company controlled by the ultimate controlling party		
Shenzhen Yyfax Financial Services Co., Ltd. (深圳友金所金融服務有限公司)	38	38
Subsidiary of the associate of the holding company		
Sinotone Tech	111	166
A company of which the ultimate controlling party of the company is a shareholder with significant influence		
Shangzhuangyuan	14	14
Other payables:		
Associates of the holding company		
Xi Ma Guo Zheng	10	10
Execution (Beijing)	80	–
	<u>4,122</u>	<u>5,347</u>

NOTES TO FINANCIAL STATEMENTS (CONTINUED)

31 December 2021

34. RELATED PARTY TRANSACTIONS (CONTINUED)

(c) Compensation of key management personnel of the Group

	2021	2020
	RMB'000	RMB'000
Short term employee benefits	48,090	19,465
Termination benefits	-	759
Pension scheme contributions	717	515
Equity-settled share-based payment expense	343	(23)
Total compensation to key management personnel	<u>49,150</u>	<u>20,716</u>

The key management personnel mentioned above contain directors, supervisors, the chief executive and other key management personnel. Further details of directors', supervisors' and the chief executive's emoluments are included in note 8 to the financial statements.

During the prior year, incentive shares were granted to the above certain key management personnel, excluding non-executive directors, independent non-executive directors and independent supervisors, in respect of their services under the Employee Share Ownership Scheme of the Group, further details of which are set out in note 29 to the financial statements. During the year ended 31 December 2020, a key management personnel has agreed to abandon his trust benefit units since he has joined the Point Scheme, such that 32,000 target shares under the Employee Trust Benefit Scheme were cancelled.

* The related party transactions also constitute connected transactions or continuing connected transactions as defined in Chapter 14A of the Listing Rules.

NOTES TO FINANCIAL STATEMENTS (CONTINUED)

31 December 2021

35. FINANCIAL INSTRUMENTS BY CATEGORY

The carrying amounts of each of the categories of financial instruments as at the end of the reporting period are as follows:

	31 December 2021 RMB'000	31 December 2020 RMB'000
Financial assets		
Financial assets at amortised cost		
Trade receivables	45,188	5,184
Financial assets included in prepayments, other receivables and other assets (exclude long-term receivables)	2,002	2,730
Long-term receivables	6,318	5,982
Cash and bank balances	1,196,100	1,281,241
Financial assets at fair value through profit or loss	100,618	102,278
Equity investments at fair value through profit or loss	42,222	53,463
	<u>1,392,448</u>	<u>1,450,878</u>
Financial liabilities		
Financial liabilities at amortised cost		
Trade payables	18,198	7,191
Financial liabilities included in other payables and accruals	162,717	16,425
	<u>180,915</u>	<u>23,616</u>

NOTES TO FINANCIAL STATEMENTS (CONTINUED)

31 December 2021

36. FAIR VALUE AND FAIR VALUE HIERARCHY OF FINANCIAL INSTRUMENTS

The carrying amounts and fair values of the Group's financial instruments, other than those with carrying amounts that reasonably approximate to fair values, are as follows:

	Carrying amounts		Fair values	
	2021	2020	2021	2020
	RMB'000	RMB'000	RMB'000	RMB'000
Financial assets				
Financial assets at fair value through profit or loss:				
Equity investments at fair value through profit or loss	42,222	53,463	42,222	53,463
Financial assets at fair value through profit or loss	<u>100,618</u>	<u>102,278</u>	<u>100,618</u>	<u>102,278</u>
	<u>142,840</u>	<u>155,741</u>	<u>142,840</u>	<u>155,741</u>

The Group did not have any financial liabilities measured at fair value as at 31 December 2021 and 31 December 2020.

Management has assessed that the fair values of cash and cash equivalents, trade receivables, trade payables, financial assets included in prepayments, other receivables and other assets, and financial liabilities included in other payables and accruals approximate to their carrying amounts largely due to the short-term maturities of these instruments.

The Group's finance department headed by the finance manager is responsible for determining the policies and procedures for the fair value measurement of financial instruments. The finance manager reports directly to the chief financial officer and the audit committee. At each reporting date, the finance department analyses the movements in the values of financial instruments and determines the major inputs applied in the valuation. The valuation is reviewed and approved by the chief financial officer. The valuation process and results are discussed with the audit committee twice a year for interim and annual financial reporting.

The fair values of the financial assets and liabilities are included at the amount at which the instrument could be exchanged in a current transaction between willing parties, other than in a forced or liquidation sale. The following methods and assumptions were used to estimate the fair values:

NOTES TO FINANCIAL STATEMENTS (CONTINUED)

31 December 2021

36. FAIR VALUE AND FAIR VALUE HIERARCHY OF FINANCIAL INSTRUMENTS (CONTINUED)

The fair values of unlisted equity investments classified as financial assets at fair value through profit or loss have been estimated using a market-based valuation technique based on assumptions that are not supported by observable market prices or rates. The valuation requires the directors to determine comparable public companies (peers) based on industry, size, leverage and strategy, and to calculate an appropriate price multiple, such as price to sales (“**P/S**”) and price to earnings (“**P/E**”) multiple, for each comparable company identified. These multiple is calculated by dividing the market capitalisation of the comparable company by its total sales and net assets over a designated period. The trading multiple is then discounted for considerations such as illiquidity and size differences between the comparable companies based on company-specific facts and circumstances. The discounted multiple is applied to the corresponding earnings measure of the unlisted equity investments to measure the fair value. The directors believe that the estimated fair values resulting from the valuation technique, which are recorded in the consolidated statement of financial position, and the related changes in fair values, which are recorded in profit or loss, are reasonable, and that they were the most appropriate values at the end of the reporting period.

The Group also invests in wealth management products issued by banks in Mainland China. The Group has estimated the fair value of these wealth management products by using a discounted cash flow valuation model based on the market interest rates of instruments with similar terms and risks.

Below is a summary of significant unobservable inputs to the valuation of financial instruments together with a qualitative sensitivity analysis as at 31 December 2021 and 2020:

	Valuation technique	Significant unobservable input	Range	Correlation of fair value to the input
Unlisted equity investments	Market approach-valuation multiples	Average P/S multiple of peers	2021: 4.7x to 6.3x (2020: 4.3x to 7.0x)	Positive correlation
		Average P/E multiple of peers	2021: 89.2x (2020: 88.8x)	Positive correlation
		Discount for lack of marketability	2021: 16.0% to 28.1% (2020: 18.0% to 28.7%)	Negative correlation

The discount for lack of marketability represents the amounts of premiums and discounts determined by the Group that market participants would take into account when pricing the investments.

NOTES TO FINANCIAL STATEMENTS (CONTINUED)

31 December 2021

36. FAIR VALUE AND FAIR VALUE HIERARCHY OF FINANCIAL INSTRUMENTS (CONTINUED)

Fair value hierarchy

The following tables illustrate the fair value measurement hierarchy of the Group's financial instruments:

Assets measured at fair value:

As at 31 December 2021

	Fair value measurement using			Total RMB'000
	Quoted prices in active markets (Level 1) RMB'000	Significant observable inputs (Level 2) RMB'000	Significant unobservable inputs (Level 3) RMB'000	
Financial assets at fair value through profit or loss:				
Equity investments at fair value through profit or loss	-	-	42,222	42,222
Financial assets at fair value through profit or loss	-	100,618	-	100,618
	<u>-</u>	<u>100,618</u>	<u>42,222</u>	<u>142,840</u>

As at 31 December 2020

	Fair value measurement using			Total RMB'000
	Quoted prices in active markets (Level 1) RMB'000	Significant observable inputs (Level 2) RMB'000	Significant unobservable inputs (Level 3) RMB'000	
Financial assets at fair value through profit or loss:				
Equity investments at fair value through profit or loss	-	-	53,463	53,463
Financial assets at fair value through profit or loss	-	102,278	-	102,278
	<u>-</u>	<u>102,278</u>	<u>53,463</u>	<u>155,741</u>

NOTES TO FINANCIAL STATEMENTS (CONTINUED)

31 December 2021

36. FAIR VALUE AND FAIR VALUE HIERARCHY OF FINANCIAL INSTRUMENTS (CONTINUED)

Fair value hierarchy (continued)

Liabilities measured at fair value:

The Group did not have any financial liabilities measured at fair value as at 31 December 2021 and 31 December 2020.

During the year, there were no transfers of fair value measurements between Level 1 and Level 2 and no transfers into or out of Level 3 for both financial assets and financial liabilities (2020: Nil).

Assets for which fair values are disclosed:

As at 31 December 2021

	Fair value measurement using			Total RMB'000
	Quoted prices in active markets (Level 1) RMB'000	Significant observable inputs (Level 2) RMB'000	Significant unobservable inputs (Level 3) RMB'000	
Long-term receivables	-	6,318	-	6,318

As at 31 December 2020

	Fair value measurement using			Total RMB'000
	Quoted prices in active markets (Level 1) RMB'000	Significant observable inputs (Level 2) RMB'000	Significant unobservable inputs (Level 3) RMB'000	
Long-term receivables	-	5,982	-	5,982

NOTES TO FINANCIAL STATEMENTS (CONTINUED)

31 December 2021

37. FINANCIAL RISK MANAGEMENT OBJECTIVES AND POLICIES

The Group's principal financial instruments comprise cash and term deposits. These financial instruments are mainly held for the purpose of supporting the daily operations of the Group. The Group has various other financial assets and liabilities such as trade receivables and trade payables, which arise directly from its operations.

The main risks arising from the Group's financial instruments are credit risk, liquidity risk and foreign currency risk. The board of directors reviews and agrees policies for managing each of these risks and they are summarised below:

(a) Credit risk

The Group trades only with recognised and creditworthy third parties. It is the Group's policy that all customers who wish to trade on credit terms are subject to credit verification procedures. In addition, receivable balances are monitored on an ongoing basis and the Group's exposure to bad debts is not significant. For transactions that are not denominated in the functional currency of the relevant operating unit, the Group does not offer credit terms.

Maximum exposure and year-end staging

The tables below show the credit quality and the maximum exposure to credit risk based on the Group's credit policy, which is mainly based on past due information unless other information is available without undue cost or effort, and year-end staging classification as at 31 December. The amounts presented are net carrying amounts for financial assets.

As at 31 December 2021

	12-month	Lifetime ECLs			Total
	ECLs	Stage 1	Stage 2	Stage 3	
	RMB'000	RMB'000	RMB'000	Simplified approach RMB'000	RMB'000
Trade receivables*	-	-	-	45,188	45,188
Financial assets included in prepayments, other receivables and other assets					
- Normal**	2,002	-	-	-	2,002
- Doubtful**	-	-	-	-	-
Cash and bank balances					
- Not yet past due	1,196,100	-	-	-	1,196,100
	<u>1,198,102</u>	<u>-</u>	<u>-</u>	<u>45,188</u>	<u>1,243,290</u>

NOTES TO FINANCIAL STATEMENTS (CONTINUED)

31 December 2021

37. FINANCIAL RISK MANAGEMENT OBJECTIVES AND POLICIES (CONTINUED)

(a) Credit risk (continued)

As at 31 December 2020

	12-month	Lifetime ECLs			Total
	ECLs	Simplified			
	Stage 1	Stage 2	Stage 3	approach	
	RMB'000	RMB'000	RMB'000	RMB'000	RMB'000
Trade receivables*	-	-	-	5,184	5,184
Financial assets included in prepayments, other receivables and other assets					
- Normal**	2,730	-	-	-	2,730
- Doubtful**	-	-	-	-	-
Cash and bank balances					
- Not yet past due	1,281,241	-	-	-	1,281,241
	<u>1,283,971</u>	<u>-</u>	<u>-</u>	<u>5,184</u>	<u>1,289,155</u>

* For trade receivables to which the Group applies the simplified approach for impairment, information based on the provision matrix is disclosed in note 19 to the financial statements.

** The credit quality of the financial assets included in prepayments, other receivables and other assets is considered to be "normal" when they are not past due and there is no information indicating that the financial assets had a significant increase in credit risk since initial recognition. Otherwise, the credit quality of the financial assets is considered to be "doubtful".

Since the Group trades only with recognised and creditworthy third parties, there is no requirement for collateral. The majority of the Group's customers are required to make payments in advance, and only a very small portion of the Group's customers could enjoy the credit policy. In view of the aforementioned and the fact that the Group's trade receivables relate to a large number of diversified customers, there is no significant concentration of credit risk.

Further quantitative data in respect of the Group's exposure to credit risk arising from trade receivables are disclosed in note 19 to the financial statements.

NOTES TO FINANCIAL STATEMENTS (CONTINUED)

31 December 2021

37. FINANCIAL RISK MANAGEMENT OBJECTIVES AND POLICIES (CONTINUED)

(b) Liquidity risk

The Group monitors its risk to a shortage of funds using a recurring liquidity planning tool. This tool considers the maturity of both its financial instruments and financial assets (e.g., trade receivables) and projected cash flows from operations.

The Group's objective is to maintain a balance between continuity of funding. The Group's financial liabilities mainly comprise trade payables, other payables and lease liabilities, which arise directly from its operations that are usually repayable within three months. Their carrying values are equal to their fair values. The Group's management monitors the working capital position to ensure that there is adequate liquidity to meet with all the financial obligations when they become due and to maximise the return of the Group's financial resources.

The maturity profile of the Group's financial liabilities as at the end of the reporting period, based on the contractual undiscounted payments, is as follows:

	1 to 3 months RMB'000	3 to less than 12 months RMB'000	1 to 2 years RMB'000	2 to 3 years RMB'000	Total RMB'000
31 December 2021					
Trade payables	18,198	-	-	-	18,198
Lease liabilities	392	727	745	186	2,050
Financial liabilities included in other payables and accruals	<u>162,717</u>	<u>-</u>	<u>-</u>	<u>-</u>	<u>162,717</u>
	<u>181,307</u>	<u>727</u>	<u>745</u>	<u>186</u>	<u>182,965</u>
31 December 2020					
Trade payables	7,191	-	-	-	7,191
Lease liabilities	1,581	4,149	256	-	5,986
Financial liabilities included in other payables and accruals	<u>16,425</u>	<u>-</u>	<u>-</u>	<u>-</u>	<u>16,425</u>
	<u>25,197</u>	<u>4,149</u>	<u>256</u>	<u>-</u>	<u>29,602</u>

NOTES TO FINANCIAL STATEMENTS (CONTINUED)

31 December 2021

37. FINANCIAL RISK MANAGEMENT OBJECTIVES AND POLICIES (CONTINUED)

(c) Foreign currency risk

Foreign currency risk means the risk of fluctuations in the fair value or future cash flows of financial instruments which arise from changes in exchange rates. The Group's foreign currency risk mainly arises from sales or purchases by operating units in currencies other than the units' functional currencies and from net investments in foreign operations.

The Group's businesses are mainly located in Mainland China and are transacted and settled in RMB. As at 31 December 2021, except for RMB69,797,000 denominated in Hong Kong dollars (2020: RMB132,144,000) and RMB5,781,000 denominated in United States dollars (2020: RMB6,159,000) included in cash and bank balances, all assets and liabilities were denominated in RMB.

Management believes that the fluctuation of the exchange rates of foreign currencies against RMB will not affect the Group's results of operations.

The following table demonstrates the sensitivity at the end of the reporting period to a reasonably possible change in the Hong Kong dollar and RMB exchange rate, with all other variables held constant, of the Group's profit after tax and the Group's equity.

	Increase/ (decrease) in Hong Kong dollar/ RMB rate %	Increase/ (decrease) in profit after tax RMB'000	Increase/ (decrease) in equity RMB'000
2021			
If the RMB weakens against the Hong Kong dollar	3%	1,780	1,780
If the RMB strengthens against the Hong Kong dollar	(3%)	(1,780)	(1,780)
2020			
If the RMB weakens against the Hong Kong dollar	3%	3,370	3,370
If the RMB strengthens against the Hong Kong dollar	(3%)	(3,370)	(3,370)



NOTES TO FINANCIAL STATEMENTS (CONTINUED)

31 December 2021

37. FINANCIAL RISK MANAGEMENT OBJECTIVES AND POLICIES (CONTINUED)

(d) Capital management

The primary objectives of the Group's capital management are to safeguard the Group's ability to continue as a going concern and to maintain healthy capital ratios in order to support its business and maximise shareholders' value.

The Group manages its capital structure and makes adjustments to it in light of changes in economic conditions and the risk characteristics of the underlying assets. To maintain or adjust the capital structure, the Group may adjust the dividend payment to shareholders, return capital to shareholders or issue new shares. The Group is not subject to any externally imposed capital requirements. No changes were made in the objectives, policies or processes for managing capital during the years ended 31 December 2021 and 31 December 2020.

The Group monitors capital using a gearing ratio, which is net debt divided by total equity. Net debt was calculated as the total amount of interest-bearing liabilities less cash and bank balances. The Group's gearing ratio was nil as at 31 December 2021 and 31 December 2020.

38. EVENTS AFTER THE REPORTING PERIOD

As at the approval date of the financial statements, the board of directors proposed to use the entire amount of the Company's statutory reserve to partially recover the loss of the Company. The plan of recovering loss shall be subject to the approval by the annual shareholder's meeting of the Company.

NOTES TO FINANCIAL STATEMENTS (CONTINUED)

31 December 2021

39. STATEMENT OF FINANCIAL POSITION OF THE COMPANY

Information about the statement of financial position of the Company at the end of the reporting period is as follows:

	2021 RMB'000	2020 RMB'000
Non-current assets		
Property, plant and equipment	7,570	2,292
Right-of-use assets	2,037	5,740
Intangible assets	12,973	21,065
Investment in a subsidiary	2,793	2,591
Investment in an associate	9,311	11,630
Equity investments at fair value through profit or loss	42,222	53,463
Deferred tax assets	18,485	11,514
Prepayments, other receivables and other assets	<u>58,847</u>	<u>4,226</u>
Total non-current assets	<u>154,238</u>	<u>112,521</u>
Current assets		
Inventories	723	895
Trade receivables	45,188	5,184
Prepayments, other receivables and other assets	104,666	62,694
Financial assets at fair value through profit or loss	100,618	102,278
Cash and bank balances	<u>1,193,357</u>	<u>1,278,484</u>
Total current assets	<u>1,444,552</u>	<u>1,449,535</u>

NOTES TO FINANCIAL STATEMENTS (CONTINUED)

31 December 2021

39. STATEMENT OF FINANCIAL POSITION OF THE COMPANY (CONTINUED)

	2021 <i>RMB'000</i>	2020 <i>RMB'000</i>
Current liabilities		
Trade payables	18,198	7,191
Contract liabilities	274,149	173,323
Other payables and accruals	269,810	96,942
Lease liabilities	<u>1,055</u>	<u>5,599</u>
Total current liabilities	<u>563,212</u>	<u>283,055</u>
Net current assets	<u>881,340</u>	<u>1,166,480</u>
Total assets less current liabilities	<u>1,035,578</u>	<u>1,279,001</u>
Non-current liabilities		
Lease liabilities	906	304
Contract liabilities	97,596	60,023
Long-term liabilities	<u>38,681</u>	<u>405</u>
Total non-current liabilities	<u>137,183</u>	<u>60,732</u>
Net assets	<u>898,395</u>	<u>1,218,269</u>
Equity		
Issued capital	325,772	217,182
Treasury shares held under the employee trust benefit scheme	(169,700)	(28,519)
Reserves (<i>note</i>)	<u>742,323</u>	<u>1,029,606</u>
Total equity	<u>898,395</u>	<u>1,218,269</u>

NOTES TO FINANCIAL STATEMENTS (CONTINUED)

31 December 2021

39. STATEMENT OF FINANCIAL POSITION OF THE COMPANY (CONTINUED)

Note:

A summary of the Company's reserves is as follows:

	Capital reserve RMB'000	Merger reserve RMB'000	Share- based payment reserve RMB'000	Statutory reserve RMB'000	Retained profits RMB'000	Total RMB'000
At 1 January 2020	904,787	(4)	12,778	73,055	98,829	1,089,445
Total comprehensive income for the year	-	-	-	-	33,189	33,189
Final 2019 dividend declared	-	-	-	-	(86,873)	(86,873)
Share-based payments	-	-	174	-	-	174
Shares vested under the employee trust benefit scheme	(3,406)	-	(2,923)	-	-	(6,329)
Transfer from retained profits	-	-	-	3,319	(3,319)	-
At 31 December 2020 and 1 January 2021	901,381	(4)	10,029	76,374	41,826	1,029,606
Total comprehensive loss for the year	-	-	-	-	(162,147)	(162,147)
Final 2020 dividend declared	-	-	-	-	(17,375)	(17,375)
Capitalisation of capital reserve	(108,590)	-	-	-	-	(108,590)
Share-based payments	-	-	829	-	-	829
Shares vested under the employee share ownership scheme	-	-	-	-	-	-
Transfer from retained profits	-	-	-	-	-	-
At 31 December 2021	792,791	(4)	10,858	76,374	(137,696)	742,323

The share-based payment reserve comprises the fair values of trust benefit units and incentive shares granted which are yet to be exercised, as further explained in the accounting policy for share-based payments in note 2.4 to the financial statements. The amount will either be transferred to the capital reserve account when the related trust benefit units and incentive shares are vested, or be transferred to retained profits should the related trust benefit units and incentive shares be forfeited.

40. APPROVAL OF THE FINANCIAL STATEMENTS

The financial statements were approved and authorised for issue by the board of directors on 18 March 2022.



DEFINITIONS

In this report, unless the context otherwise requires, the following words and expressions shall have the following meanings.

“Articles of Association”	the articles of association of the Company, as amended from time to time
“Board” or “Board of Directors”	the board of directors of the Company
“Capitalization Issue”	the issue of five (5) capitalization shares for every ten (10) shares to all Shareholders by way of capitalization of capital reserve by the Company in October 2021
“CASBE”	The latest Accounting Standards for Business Enterprises issued by MOF and the related application guidance, interpretations and other related requirements
“Chairman”	the chairman of the Board
“Chanjet Payment”	Beijing Chanjet Payment Technology Co., Ltd. (北京暢捷通支付技術有限公司), a company with limited liability established in the PRC on 29 July 2013 and held by the Company as to 19.28%
“Chanjet U.S.”	Chanjet Information Technology Corporation, a company incorporated in California on 5 November 2012 under the laws of the State of California of the United States, and a wholly-owned subsidiary of the Company
“Chanjet Yunhui”	Beijing Chanjet Yunhui Information Technology Co., Ltd. (北京暢捷雲匯信息技術有限公司), a company with limited liability established in the PRC on 12 April 2019 and a wholly-owned subsidiary of the Company
“Company” or “our Company”	Chanjet Information Technology Company Limited (暢捷通信息技術股份有限公司), a joint stock limited company incorporated in the PRC, whose H shares are listed and traded on the Hong Kong Stock Exchange
“Company Law”	the Company Law of the People’s Republic of China

DEFINITIONS (CONTINUED)

“Director(s)”	member(s) of the Board, including all executive, non-executive and independent non-executive directors of the Company
“Domestic Share(s)”	the ordinary share(s) in the share capital of the Company with a nominal value of RMB1.00 each, which are subscribed for and paid up in RMB and are unlisted shares which are not currently listed or traded on any stock exchange
“Employee Share Ownership Scheme”	the 2020 employee share ownership scheme adopted by the Company on 28 December 2020
“Employee Trust Benefit Scheme”	the employee trust benefit scheme of the Company adopted on 8 June 2015
“Epidemic”	the novel coronavirus (COVID-19) epidemic
“Group”	the Company and its subsidiaries (or the Company and any one or more of its subsidiaries, as the context may require)
“H Shares”	overseas listed foreign invested ordinary shares in the share capital of the Company with a nominal value of RMB1.00 each, which are listed and traded on the Hong Kong Stock Exchange
“Happiness Investment”	Happiness Investment Co., Ltd. (北京用友幸福投資管理有限公司), a company established in the PRC with limited liability on 12 May 2010 and one of the promoters of the Company and a holding subsidiary of Yonyou, in which Yonyou holds 60% of shares
“HK\$” or “HK dollars” or “Hong Kong dollars”	Hong Kong dollars, the lawful currency of Hong Kong
“Hong Kong” or “HK”	the Hong Kong Special Administrative Region of the PRC
“Hong Kong Stock Exchange”	The Stock Exchange of Hong Kong Limited
“Hwabao Trust”	Hwabao Trust Co., Ltd. (華寶信託有限責任公司), a company established in the PRC with limited liability in September 1998

DEFINITIONS (CONTINUED)

“IFRSs”	International Financial Reporting Standards promulgated by the International Accounting Standards Board (“ IASB ”). IFRSs include the International Accounting Standards and their interpretations
“Independent Third Party(ies)”	an individual(s) or a company(ies) who/which is/are independent of and not connected with (within the meaning of the Listing Rules) any of Directors, Supervisors, chief executives or Substantial Shareholders (as defined in the Listing Rules) of the Company, its subsidiaries or any of their respective associates
“Listing Date”	26 June 2014, being the date on which the Company’s H Shares were listed on the main board of the Hong Kong Stock Exchange
“Listing Rules”	the Rules Governing the Listing of Securities on The Stock Exchange of Hong Kong Limited, as amended, supplemented or otherwise modified from time to time
“Latest Practicable Date”	6 April 2022, being the latest practicable date prior to the printing of this annual report for the purpose of ascertaining certain information contained herein
“Model Code”	the Model Code for Securities Transactions by Directors of Listed Issuers set out in Appendix 10 to the Listing Rules
“MOF”	the Ministry of Finance of the People’s Republic of China (中華人民共和國財政部)
“MSE(s)”	micro and small scale enterprise(s)
“National Trust”	National Trust Co., Ltd. (國民信託有限公司), a company established in the PRC with limited liability in January 1987
“NPC”	the National People’s Congress of the People’s Republic of China (中華人民共和國全國人民代表大會)

DEFINITIONS (CONTINUED)

“PRC” or “China” or the “People’s Republic of China”	the People’s Republic of China and, except where the context otherwise requires, for the purpose of this report excludes Hong Kong, the Macau Special Administrative Region of the PRC or the region of Taiwan
“President”	the president of the Company
“Prospectus”	the prospectus published by the Company on 16 June 2014
“Reporting Period”	the year ended 31 December 2021
“Renminbi” or “RMB”	Renminbi, the lawful currency of the PRC
“Point Scheme”	the long-term employee incentive point scheme approved and adopted by the Company on 29 March 2019
“Seentao Technology”	Seentao Technology Co., Ltd. (新道科技股份有限公司), a subsidiary of Yonyou, the shares of which are listed and traded on the National SME Share Transfer System (Stock Code: 833694)
“SFO” or “Securities and Futures Ordinance”	the Securities and Futures Ordinance (Chapter 571 of the Laws of Hong Kong), as amended, supplemented or otherwise modified from time to time
“Share(s)”	share(s) of the Company with nominal value of RMB1.00 each
“Shareholder(s)”	holder(s) of the Share(s) of the Company

DEFINITIONS (CONTINUED)

“Shareholding Platform”	Five limited partnerships established by the Employee Share Ownership Scheme Participants, including Tianjin Binhai New Area Huiyun Hongchuang Technology Partnership (limited partnership)* (天津濱海新區慧雲宏創科技合夥企業(有限合夥)), Tianjin Binhai New Area Yundao Tongsheng Technology Partnership (limited partnership)* (天津濱海新區雲道同盛科技合夥企業(有限合夥)), Tianjin Binhai New Area Yunzhi Jietong Technology Partnership (limited partnership)* (天津濱海新區雲智捷通科技合夥企業(有限合夥)), Tianjin Binhai New Area Yunda Xiangsheng Technology Partnership (limited partnership)* (天津濱海新區雲達祥晟科技合夥企業(有限合夥)) and Tianjin Binhai New Area Yuntongjuxin Technology Partnership (limited partnership)* (天津濱海新區雲通聚新科技合夥企業(有限合夥)), for the purpose of implementing the Employee Share Ownership Scheme
“State Council”	State Council of the People’s Republic of China
“Substantial Shareholder(s)”	has the meaning ascribed to it in the Securities and Futures Ordinance
“Supervisor(s)”	the member(s) of the Supervisory Committee
“Supervisory Committee”	the supervisory committee of the Company
“US\$” or “U.S. dollars”	United States dollars, the lawful currency for the time being of the United States
“Yonyou”	Yonyou Network Technology Co., Ltd. (用友網絡科技股份有限公司), a joint stock limited company incorporated in the PRC on 18 January 1995, the shares of which are listed and traded on the Shanghai Stock Exchange (上海證券交易所) (Stock Code: 600588), a controlling Shareholder of the Company
“Yonyou Fintech”	Yonyou Fintech Information Technology Co., Ltd. (用友金融信息技術股份有限公司), the shares of which are listed and traded on the National SME Share Transfer System (Stock Code: 839483) and a subsidiary of Yonyou

DEFINITIONS (CONTINUED)

“Yonyou Group”	Yonyou and its subsidiaries (other than the Group)
“Yonyou Auto”	Yonyou Auto Information Technology (Shanghai) Co., Ltd. (用友汽車信息科技(上海)股份有限公司), the shares of which are listed and traded on the National SME Share Transfer System (Stock Code: 839951) and a subsidiary of Yonyou
“Yonyou Up”	Yonyou Up Information Technology Co., Ltd (用友優普信息技術有限公司), a limited company incorporated in the PRC on 25 February 2014, a wholly-owned subsidiary of Yonyou
“%”	percent