



GLORIOUS SUN ENTERPRISES LIMITED

(Incorporated in Bermuda with limited liability) Stock Code : 393



ANNUAL REPORT 2021



Changhong provided intelligent retail store construction service to China Telecom's largest flagship outlet in Central China – located in Wuhan Hongshan Square

OUR CORE BUSINESS

- Financial investments
- Interior decoration and renovation
- Export of casual wear apparel
- Retail of casual wear apparel

OUR VISION

To be an outstanding financial investor in the region;

to be an outstanding services provider in interior decoration and renovation industry;

to be one of the best casual wear apparel suppliers; and

to become a market leader in casual wear apparel retailing.

OUR MISSION

- Focused on our customers, we endeavour to provide quality products and services with added value
- Focused on investing in high quality financial products to secure stable profits

We strive after:

- customer satisfaction;
- staff development;
- reasonable equity return; and
- growth with our business partners,

so as to benefit our community.

Contents

Corporate Information	2
Notice of Annual General Meeting	3
Chairman's Statement	8
Management Discussion and Analysis	13
Financial Highlights	17
Directors' and Senior Management's Biographies	20
Corporate Governance Report	22
Report of the Directors	34
Independent Auditor's Report	44
Consolidated Statement of Profit or Loss	50
Consolidated Statement of Comprehensive Income	51
Consolidated Statement of Financial Position	52
Consolidated Statement of Changes in Equity	54
Consolidated Statement of Cash Flows	56
Notes to Financial Statements	58
Financial Summary	139

CORPORATE INFORMATION

BOARD OF DIRECTORS

Executive

Dr. Charles Yeung, GBS, JP (*Chairman*)
Mr. Yeung Chun Fan (*Vice-chairman*)
Mr. Hui Chung Shing, Herman, SBS, MH, JP
Ms. Cheung Wai Yee
Ms. Yeung Yin Chi, Jennifer

Independent Non-executive

Mr. Lau Hon Chuen, Ambrose, GBS, JP
Dr. Chan Chung Bun, Bunny, GBM, GBS, JP
Mr. Ng Wing Ka, Jimmy, BBS, JP
Mr. Choi Tak Shing, Stanley, JP

BOARD COMMITTEES

Audit Committee

Mr. Lau Hon Chuen, Ambrose, GBS, JP (*Chairman*)
Mr. Ng Wing Ka, Jimmy, BBS, JP
Mr. Choi Tak Shing, Stanley, JP

Remuneration Committee

Dr. Chan Chung Bun, Bunny, GBM, GBS, JP (*Chairman*)
Mr. Hui Chung Shing, Herman, SBS, MH, JP
Mr. Choi Tak Shing, Stanley, JP

Nomination Committee

Dr. Charles Yeung, GBS, JP (*Chairman*)
Mr. Lau Hon Chuen, Ambrose, GBS, JP
Dr. Chan Chung Bun, Bunny, GBM, GBS, JP

Investment Committee

Dr. Charles Yeung, GBS, JP (*Chairman*)
Mr. Yeung Chun Fan
Ms. Yeung Yin Chi, Jennifer
Dr. Chan Chung Bun, Bunny, GBM, GBS, JP

COMPANY SECRETARY

Ms. Hoi Siu Ling

AUTHORISED REPRESENTATIVES

Mr. Hui Chung Shing, Herman, SBS, MH, JP
Ms. Yeung Yin Chi, Jennifer

AUDITOR

Ernst & Young
Certified Public Accountants
Registered Public Interest Entity Auditor

PRINCIPAL SHARE REGISTRAR AND TRANSFER OFFICE

Conyers Corporate Services (Bermuda) Limited
Clarendon House
2 Church Street
Hamilton HM11
Bermuda

HONG KONG BRANCH SHARE REGISTRAR AND TRANSFER OFFICE

Computershare Hong Kong Investor Services Limited
Shops 1712-1716, 17th Floor
Hopewell Centre
183 Queen's Road East
Wan Chai
Hong Kong

REGISTERED OFFICE

Clarendon House
2 Church Street
Hamilton HM11
Bermuda

HEAD OFFICE AND PRINCIPAL PLACE OF BUSINESS

38/F., One Kowloon
1 Wang Yuen Street
Kowloon Bay
Hong Kong

PRINCIPAL BANKERS

The Hongkong and Shanghai Banking Corporation Limited
Bank of China (Hong Kong) Limited
Hang Seng Bank Limited
Deutsche Bank AG
UBS AG
Industrial and Commercial Bank of China (Asia) Limited

WEBSITE

<http://www.glorisun.com>

STOCK CODE

393

BOARD LOT

4,000 shares

NOTICE OF ANNUAL GENERAL MEETING

NOTICE IS HEREBY GIVEN that the annual general meeting of Glorious Sun Enterprises Limited (the “Company”) will be held at The Dynasty Club, 7th Floor, South West Tower, Convention Plaza, 1 Harbour Road, Wanchai, Hong Kong on Tuesday, 24 May 2022 at 12:00 noon for the following purposes:

- (1) To receive and consider the Financial Statements, the Report of the Directors and the Independent Auditor’s Report for the year ended 31 December 2021.
- (2) To declare the final dividend for the year ended 31 December 2021.
- (3) (A) (I) To elect Mr. Chan Chung Bun, Bunny as an independent non-executive director of the Company.
(II) To elect Mr. Ng Wing Ka, Jimmy as an independent non-executive director of the Company.
(III) To elect Mr. Choi Tak Shing, Stanley as an independent non-executive director of the Company.
(B) To authorise the Board of Directors to fix the Directors’ remuneration.
- (4) To appoint Auditor and to authorise the Board of Directors to fix the Auditor’s remuneration.
- (5) As special business, to consider and, if thought fit, pass the following resolutions as Ordinary Resolutions:

ORDINARY RESOLUTIONS

- (A) **“THAT:**
- (I) subject to sub-paragraph (III) of this resolution, the exercise by the directors of the Company during the Relevant Period (as hereinafter defined) of all the powers of the Company to allot, issue and deal with additional shares in the capital of the Company and to make or grant offers, agreements and options which might require the exercise of such powers be and is hereby generally and unconditionally approved;
 - (II) the approval in sub-paragraph (I) of this resolution shall authorise the directors of the Company during the Relevant Period to make or grant offers, agreements and options which might require the exercise of such powers after the end of the Relevant Period;
 - (III) the aggregate number of shares allotted or agreed conditionally or unconditionally to be allotted (whether pursuant to an option or otherwise) and issued by the directors of the Company pursuant to the approval in sub-paragraph (I) of this resolution, otherwise than pursuant to (a) a Rights Issue (as hereinafter defined) or upon the exercise of rights of conversion or subscription under any securities which are convertible into shares of the Company or (b) the share option scheme or similar arrangement of the Company for the time being adopted for the grant or issue to officers and/or employees of the Company and/or any of its subsidiaries of shares or rights to acquire shares of the Company or (c) any scrip dividend or similar arrangement providing for the allotment of shares in lieu of the whole or part of a dividend on shares of the Company in accordance with the Bye-laws of the Company, shall not exceed the aggregate of: (aa) 20 per cent. of the aggregate number of issued shares of the Company on the date of this resolution and (bb) (if the directors of the Company are so authorised by a separate ordinary resolution of the shareholders of the Company) the number of shares of the Company purchased by the Company subsequent to the passing of this resolution (up to a maximum equivalent to 10 per cent. of the aggregate number of issued shares of the Company at the date of passing this resolution) and the said approval shall be limited accordingly; and

NOTICE OF ANNUAL GENERAL MEETING

(IV) for the purpose of this resolution:

“Relevant Period” means the period from the passing of this resolution until whichever is the earliest of:

- (a) the conclusion of the next annual general meeting of the Company;
- (b) the expiration of the period within which the next annual general meeting of the Company is required by the Bye-laws of the Company or any applicable law to be held; and
- (c) the revocation or variation of the authority set out in this resolution by an ordinary resolution of the shareholders of the Company in general meeting.

“Rights Issue” means an offer of shares open for a period fixed by the directors of the Company to holders of shares on the register on a fixed record date in proportion to their then holdings of such shares (subject to such exclusion or other arrangements as the directors of the Company may deem necessary or expedient in relation to fractional entitlements or having regard to any restrictions or obligations under the laws of, or the requirements of, any recognised regulatory body or any stock exchange in any territory outside Hong Kong).”

(B) **“THAT:**

- (I) subject to sub-paragraph (II) of this resolution, the exercise by the directors of the Company during the Relevant Period (as hereinafter defined) of all powers of the Company to purchase shares in the issued share capital of the Company be and is hereby generally and unconditionally approved;
- (II) the aggregate number of shares of the Company which the Company is authorised to purchase pursuant to the approval in sub-paragraph (I) of this resolution shall not exceed 10 per cent. of the aggregate number of issued shares of the Company on the date of this resolution and the said approval shall be limited accordingly; and
- (III) for the purpose of this resolution:

“Relevant Period” means the period from the passing of this resolution until whichever is the earliest of:

- (a) the conclusion of the next annual general meeting of the Company;
- (b) the expiration of the period within which the next annual general meeting of the Company is required by the Bye-laws of the Company or any applicable law to be held; and
- (c) the revocation or variation of the authority set out in this resolution by an ordinary resolution of the shareholders of the Company in general meeting.”

(C) **“THAT** the directors of the Company be and are hereby authorised to exercise the powers of the Company referred to in paragraph (I) of the resolution set out as resolution (5)(A) in the notice of the meeting of which this resolution forms a part in respect of the number of shares of the Company referred to in sub-paragraph (bb) of paragraph (III) of such resolution.”

NOTICE OF ANNUAL GENERAL MEETING

(6) To transact any other ordinary business of the Company.

By Order of the Board

Glorious Sun Enterprises Limited

Hoi Siu Ling

Company Secretary

Hong Kong, 20 April 2022

Principal Place of Business:

38/F., One Kowloon
1 Wang Yuen Street
Kowloon Bay
Hong Kong

Registered Office:

Clarendon House
2 Church Street
Hamilton HM11
Bermuda

Notes:

1. A member entitled to attend and vote at the above meeting is entitled to appoint a proxy to attend and vote in his stead. A member who is the holder of two or more shares may appoint more than one proxy to represent him and vote on his behalf. A proxy need not be a member of the Company.
2. A form of proxy for the meeting is enclosed. In order to be valid, the form of proxy together with a power of attorney or other authority, if any, under which it is signed or a notarially certified copy of that power or authority, must be deposited at the Company's share registrar in Hong Kong, Computershare Hong Kong Investor Services Limited, at 17M Floor, Hopewell Centre, 183 Queen's Road East, Wan Chai, Hong Kong not less than 48 hours before the time appointed for the meeting or any adjournment thereof.
3. The register of members of the Company will be closed from Thursday, 19 May 2022 to Tuesday, 24 May 2022, both days inclusive, during which period no transfer of shares shall be effected. In order to qualify for the entitlement to attend and vote at the forthcoming annual general meeting, all transfer documents accompanied by the relevant share certificates must be lodged with the Company's share registrar and transfer office in Hong Kong, Computershare Hong Kong Investor Services Limited, at Shops 1712-1716, 17th Floor, Hopewell Centre, 183 Queen's Road East, Wan Chai, Hong Kong for registration no later than 4:30 p.m. on Wednesday, 18 May 2022.
4. The register of members of the Company will also be closed from Monday, 30 May 2022 to Wednesday, 1 June 2022, both days inclusive, during which period no transfer of shares shall be effected. In order to qualify for the proposed final dividend, all transfer documents accompanied by the relevant share certificates must be lodged with Computershare Hong Kong Investor Services Limited at Shops 1712-1716, 17th Floor, Hopewell Centre, 183 Queen's Road East, Wan Chai, Hong Kong for registration no later than 4:30 p.m. on Friday, 27 May 2022.
5. In relation to agenda item No. (3)(A) in this Notice regarding election of directors, Mr. Chan Chung Bun, Bunny, Mr. Ng Wing Ka, Jimmy and Mr. Choi Tak Shing, Stanley will retire at the forthcoming annual general meeting of the Company pursuant to bye-laws 101 and 110(A) of the Company's Bye-laws and, being eligible, offer themselves for re-election.

To ensure that the Board has a balance of skills, knowledge, experience and diversity of perspectives appropriate to the Company's business needs and development, the Nomination Committee reviews the structure, size and composition of the Board annually and forms its recommendations to the Board on the proposals on re-election of the retiring Directors, with due regard to the board diversity policy of the Company.

Each of Mr. Chan Chung Bun, Bunny, Mr. Ng Wing Ka, Jimmy and Mr. Choi Tak Shing, Stanley has given an annual confirmation of his independence. The Board has considered that they have met the independence guidelines set out in Rule 3.13 of the Rules Governing the Listing of Securities on The Stock Exchange of Hong Kong Limited (the "Stock Exchange") (the "Listing Rules"). Based on the biographical details disclosed to the Company, neither Mr. Chan, Mr. Ng nor Mr. Choi holds seven or more listed company directorships and each of them continues to demonstrate his commitment to his role with the Company.

NOTICE OF ANNUAL GENERAL MEETING

The Nomination Committee has also considered that Mr. Chan with his extensive experience in commerce and community affairs in Hong Kong, Mr. Ng with his extensive experience in the legal field and in the public sector, and Mr. Choi with his professional qualification in accounting and extensive experience in accounting, finance and investment, each of them will be a valuable addition to the Board. Given the different backgrounds and expertise of them, the Nomination Committee is of the view that each of them contributes to the diversity of the Board.

The Board, with the recommendation of the Nomination Committee, has nominated Mr. Chan Chung Bun, Bunny, Mr. Ng Wing Ka, Jimmy and Mr. Choi Tak Shing, Stanley for re-election as independent non-executive directors of the Company at the forthcoming annual general meeting.

6. The biographical details and length of service with the Company of all the directors who stand for re-election at the forthcoming annual general meeting are set out in the “Directors’ and Senior Management’s Biographies” contained in this annual report.
7. The amount of emoluments paid for the year ended 31 December 2021 to each of the directors who stand for re-election at the forthcoming annual general meeting is set out in note 8 to the financial statements in this annual report and the basis of determining such emoluments is set out in the “Emolument policy” section in the Report of the Directors contained in this annual report.
8. Other biographical details of each of the directors who stand for re-election at the forthcoming annual general meeting are set out below to enable shareholders to make an informed decision on their re-elections. Save for the information set out in this paragraph 8 and in paragraphs 5 to 7 above, there is no information to be disclosed pursuant to any requirements of the provisions under paragraphs 13.51(2)(h) to 13.51(2)(v) of the Listing Rules nor are there other matters that need to be brought to the attention of shareholders in respect of the directors who stand for re-election at the forthcoming annual general meeting.
 - 8.1 Dr. Chan Chung Bun, Bunny, GBM, GBS, JP, aged 64, is an independent non-executive director of the Company. Mr. Chan is also a director of Li Ning Company Limited, Great Harvest Maeta Holdings Limited, Speedy Global Holdings Limited and MTR Corporation Limited. Mr. Chan does not have any interest in the shares of the Company.
 - 8.2 Mr. Ng Wing Ka, Jimmy, BBS, JP, aged 52, is an independent non-executive director of the Company. Mr. Ng is also a director of Yanchang Petroleum International Limited and MTR Corporation Limited. In the past three years, Mr. Ng was a director of China Weaving Materials Holdings Limited. Mr. Ng does not have any interest in the shares of the Company.
 - 8.3 Mr. Choi Tak Shing, Stanley, JP, aged 45, is an independent non-executive director of the Company. Mr. Choi does not have any interest in the shares of the Company.
9. Pursuant to Rule 13.39(4) of the Listing Rules, all votes of the shareholders at the meeting will be taken by poll and the Company will announce the results of the poll in the manner prescribed under Rule 13.39(5) of the Listing Rules.

NOTICE OF ANNUAL GENERAL MEETING

10. In light of the situation of COVID-19 in Hong Kong and the latest precautionary measures announced by the Hong Kong Government, the Company wishes to advise the shareholders that they may appoint the chairman of the annual general meeting (the “AGM”) as their proxy to vote on the resolutions, instead of attending the meeting in person.

The following mandatory precautionary measures will be implemented at the venue of the AGM (the “AGM Venue”):

- 10.1 scan the “LeaveHomeSafe” AGM Venue QR code;
- 10.2 present vaccination records;
- 10.3 have body temperature screening/checks;
- 10.4 wear a surgical face mask throughout the meeting; and
- 10.5 follow any other guidelines or requirements that may be imposed by The Dynasty Club.

Attendees who do not comply with the precautionary measures will be denied entry to the AGM Venue. Persons so refused entry to AGM Venue will not be able to attend the AGM.

As a precautionary safety measure, seating at the AGM will be arranged so as to reduce interaction between participants. As a result, there will be limited capacity for shareholders to attend the AGM.

In addition, no souvenirs will be distributed to shareholders or their proxies who attend the AGM and no refreshments or drinks will be served.

Due to the constantly evolving COVID-19 pandemic situation in Hong Kong, the Company may need to change the arrangement of the AGM at a short notice. Shareholders are advised to keep themselves abreast of further announcement (if any) made by the Company which will be posted on the Company’s website and the Stock Exchange’s website.

CHAIRMAN'S STATEMENT



RESULTS

At the beginning of 2021, the mass vaccination campaigns started globally on the arrival of COVID-19 vaccines. The vaccination campaigns raised the expectation of economic recovery and improved market sentiment. However, the vaccines are found less effective against COVID-19 variants, the epidemic is raging through the world again. The COVID-19 situation worsened again, causing city lockdowns, global supply chain disruptions, and surging inflation. In addition, investors are concerned about the stock market because the Federal Reserve indicated that the QE tapering might arrive ahead of the original schedule. Since the economic cost of precautionary measures against COVID-19 is unaffordable, some developed countries implemented the “Coexisting with the Virus” policy and gradually opened up their borders after the vaccination rates of the first dose were close to 80% so as to speed up their economic recovery. Although the condition is erratic, the policy direction remains unchanged. Despite all the difficulties, the activities of major economies improved significantly, partially explained by the low base effect.

During the year, the Central Government implemented strict regulations on several industries, including the overheated property sector. Many property companies fell into financial difficulties as they failed to comply with the “Three Red Lines” policy introduced to control excessive borrowing in the property sector. Due to the slowing property development, China’s economic growth has slowed in the second half of the year.

Hong Kong’s economic development is closely related to the Mainland China. Since Hong Kong follows China’s Zero-COVID policy, the government implemented several preventive measures such as social distancing and quarantine. The tourism-related businesses continued to suffer while some other industries had a good rebound from the bottom. As “domestic consumption” and “staycation” became new trends, the hotel and catering industries partially recovered. The unemployment rate improved, but the vacancy rate of Grade-A commercial buildings in Central reached a 15-year high at 7.6%. The vacancy rate of retail shops surged, and the rental of prime locations dropped significantly. The overall business environment remains challenging.

In 2021, the Group defined the quality management strategy and made every effort to develop towards “high quality and efficiency”, adhering to “effective”. This strategy was implemented on core business and adapted to the market. The Group has achieved visible results at multiple business levels.

CHAIRMAN'S STATEMENT

The Group's retail and export businesses recover as the global economy partially recovers. The total sales increased by 41.03% in 2021. However, the China government regulated the property companies and slowed the property market in China. According to the accounting standards, the impairment provisions have been made in the China property bond holdings. The impairment loss of non-cash items does not immediately affect cash flow, and the profit attributable to shareholders records a decrease of 58.90% compared with the same period last year.

Hereunder are the highlights of our performance in the year under review:

	2021	2020	Changes
<i>(Unit: HK\$'000)</i>			
Consolidated sales	997,841	707,548	↑41.03%
of which:			
A. Financial investments	55,059	65,973	↓16.54%
B. Interior decoration and renovation	698,844	468,685	↑49.11%
C. Export operations	193,693	137,533	↑40.83%
D. Hong Kong retailing and overseas franchising	50,223	35,349	↑42.08%
Profit attributable to ordinary equity holders of the Company	36,996	90,018	↓58.90%
<i>(Unit: HK cents)</i>			
Earnings per share (basic)	2.40	5.89	↓59.25%
Dividend per share			
– Final	4.00	4.20	↓4.76%
– Total	6.00	6.00	–
<i>(Unit: HK\$'000)</i>			
Net cash and near cash in hand*	2,562,846	2,765,528	↓7.33%

* "Net cash and near cash in hand" consists of debt investments at amortised cost, listed equity investments designated at fair value through other comprehensive income, financial assets at fair value through profit or loss, pledged deposits, cash and cash equivalents, net of interest-bearing bank borrowings.

DIVIDEND

The Board of Directors has resolved to recommend the payment of a final dividend of HK4.00 cents (2020: HK4.20 cents) per share for the year ended 31 December 2021 at the forthcoming annual general meeting to be held on Tuesday, 24 May 2022. The final dividend amounting to HK\$61,201,000, if approved by the shareholders of the Company, will be paid on Friday, 10 June 2022 to those shareholders whose names appear on the register of members of the Company on Wednesday, 1 June 2022.

CHAIRMAN'S STATEMENT

REVIEW OF BUSINESSES

Financial Investments


As for financial investment, the COVID-19 vaccine is less effective for variants than expected. The overall market sentiment was fickle, coupled with the rectification and regulation of many industries by China government. The impact on the property was profound. In addition, the outbreak of the COVID-19 in many provinces and cities in August and the power cuts in September added uncertainties to the economic recovery. Given the extensive influence of the regulatory policies, the Management was prudent in investment. Therefore, no new investment was made during the year, and we are patiently waiting for potential investment opportunities. The tightening of policies has hit the debt-laden property industry. Since the third quarter, companies with high debt have encountered liquidity problems. Some property companies had no choice but to delay bond repayment, putting tremendous pressure on the China property bond market. With reference to the valuation prepared by the external appraiser, the Group made impairment provisions on the bond investment to reflect the risk of market uncertainty.

At the beginning of the year, the Group's investment portfolio was HK\$964,664,000, due to the maturity redemption of approximate HK\$40 million Renminbi bond. In addition, due to the relatively high base of financial investment income last year, for the year ended 31 December 2021, the total turnover of the financial investments was HK\$55,059,000 (2020: HK\$65,973,000), showing a decrease of 16.54% from the previous year. As of 31 December 2021, the Group's investment holding had a net carrying amount of HK\$809,888,000.

Interior Decoration and Renovation

The year under review was still tough relatively. Attributing to the foundation of high-quality customers, intelligent digital transformation, and innovative exploration, the turnover has recovered. In the year, we focused on analysing customer groups, paying attention to industry and social changes, and responding promptly. The business achieved satisfactory results in the year under review.

For the year ended 31 December 2021, the total turnover of the interior decoration and renovation operations was HK\$698,844,000 (2020: HK\$468,685,000), representing an increase of 49.11% from the previous year.



Changhong provided furniture and renovation services to Mi Home at Maoye Department Store, Taiyuan

CHAIRMAN'S STATEMENT

Export Operations

The export operations of the Group were composed of overseas agency trading and design centre targeting the US as our primary market. During the year, as the US government actively promoted economic revitalisation policies, consumer activities improved, and our export operations significantly enhanced. Although our export operations have not returned to the level before the epidemic, the current situation of the US market is still optimistic.

For the year ended 31 December 2021, the total turnover of the export operations was HK\$193,693,000 (2020: HK\$137,533,000), representing an increase of 40.83% from the previous year.



Our export business offers diversified products to customers



Hong Kong Retailing and Overseas Franchising Operations

In the year under review, attributed to overseas franchisees, Jeanswest's performance has improved significantly. Although Hong Kong's retail market has been enhanced in the first half of the year, it is still weak. With the emergence of COVID-19 variants, the outbreak of the epidemic has re-emerged, slowing down Hong Kong's economic recovery, and it is difficult to predict the prospect of the retail business.

For the year ended 31 December 2021, the total turnover of Jeanswest in Hong Kong and overseas was HK\$50,223,000 (2020: HK\$35,349,000), representing an increase of 42.08% when compared with last year.

FINANCIAL POSITION

Liquidity and Financial Resources

In the period, the financial position of the Group was solid. As at 31 December 2021, the Group held net cash and near cash in hand of HK\$2,562,846,000 (31 December 2020: HK\$2,765,528,000).

Significant Investments Held

The Group's significant investments held are marketable debt instruments which, as at 31 December 2021, amounted to HK\$809,888,000 (31 December 2020: HK\$964,664,000). The decrease of HK\$154,776,000 was mainly attributed to the redemption and impairment loss of certain debt instruments upon maturity.

CHAIRMAN'S STATEMENT

HUMAN RESOURCES

As at 31 December 2021, the Group employed 489 employees (2020: 481). The Group granted bonuses to employees based on the Group's results and individual performance from time to time.

SOCIAL RESPONSIBILITY

It is the commitment of the Management that while maximising returns for shareholders, the Group had to take up its social responsibilities. Therefore, we demanded our sub-contractors strictly adhere to stringent environmental protection policies and regulations in their production process. We also supported and sponsored charitable activities. Under the prevalence of COVID-19, as the Government recommended, the Group has launched a series of measures to encourage staff vaccination. Flexible working hours were also introduced to enable our staff to stay away from peak traffic hours to minimise the chance of infection. The Group also hired professional medical personnel to provide consultation services, conduct blood tests, hold medical lectures of COVID-19 vaccine, and invite doctors to share professional knowledge about the vaccines with employees. So far, 95% of employees have received the first and second shot of the COVID-19 vaccine. Online video conferences replace sizable internal meetings in the Group. Staff with chronic illness and those in pregnancy were advised to work from home.

PROSPECTS

Looking forward to 2022, global economy is facing different challenges such as persistent inflation and the accelerated QE tapering. The market consensus expects that the Federal Reserve will raise interest rates in the coming year. We must pay close attention to how the tightening policy will affect the Hong Kong economy and the investment market. The COVID-19 variant has caused the epidemic to continue, and the cross-border economic activities of various countries have almost come to a standstill. It affects logistics and shipping, causing port congestion and disconnection of supply chains and declining labour force, thereby driving up wage costs and inflation. In addition, the relationship between China and the United States has yet to ease. It is expected that the economy will still recover gradually in 2022, but the increase will be slightly weaker than that in 2021.

Hong Kong is closely related to the economic development of Mainland China. The closure of customs due to the epidemic will affect economic growth. The spread of COVID-19 in Hong Kong was previously under control. However, the global outburst of this pandemic has been attacking Hong Kong again since the beginning of 2022. The number of daily infected cases soars record high. The stringent preventive measures put up by the Government hit various trades and businesses. Customs clearance is further delayed. The slightly awakened retail and catering industries experience heavy blows again. Economic recovery is thereby dragged down. The effectiveness of the prevention measures is crucial to Hong Kong's economic recovery. Precise and decisive policy guidance and close cooperation between all parties are required for Hong Kong to return to a normal situation.

Considering the domestic and international situation and the Company's needs, the Group's 2022 strategy focuses on "implementing high-quality development". The Group should actively integrate into China's high-quality development track to market and customer orientation. At the same time, we must dare to innovate and take responsibility. The development strategy seeks progress while maintaining stability, developing in the direction of "specialisation, refinement, differentiation and innovation", enhancing core competitiveness, and achieving high-quality development.

APPRECIATION

On behalf of the Board of Directors, I would like to take this opportunity to express our sincere appreciation to the shareholders for their support, and to the Management and staff for their dedicated efforts.

Dr. Charles Yeung, GBS, JP
Chairman

Hong Kong, 23 March 2022

MANAGEMENT DISCUSSION AND ANALYSIS

RESULTS

During the year of 2021, the overall global economic environment improved as major economies regained momentum in response to the increasing vaccination coverage and gradual resumption of business activities. Nevertheless, credit events of certain giant Chinese property developers have hindered the capital market.

Under the aforesaid challenging business operating environment, the Group's consolidated revenue increased by 41.03% to HK\$997,841,000 (2020: HK\$707,548,000). The Group recorded a profit attributable to the shareholders of the Company amounting to HK\$36,996,000 (2020: HK\$90,018,000), representing a decrease of 58.90%.

With the exception of financial investments segment, segment results from the other three business segments in aggregate improved as compared with those of prior year, which were mainly due to booming customer demands together with the cost control of operating expenses. Lower segment result from financial investments than that of prior year was mainly due to the fact that a huge expected credit loss of HK\$99,609,000 (2020: HK\$3,721,000) has been provided for our debt investments at amortised costs and both interest income and disposal gain from debt investments at amortised costs decreased by HK\$13,902,000 in aggregate. The loss from the financial investments segment was partially compensated by release of exchange reserve from a subsidiary under deregistration.

DIVIDENDS

The Board has recommended a final dividend of HK4.00 cents (2020: HK4.20 cents) per share for the year ended 31 December 2021. Subject to the approval of the Company's shareholders at the forthcoming annual general meeting, the total dividend amount for 2021 will be HK\$92,004,000 (2020: HK\$92,330,000) which is 248.69% of the profit attributable to the shareholders of the Company for the year. Management is confident that there are sufficient funds in the business for medium term investments.

LIQUIDITY AND FINANCIAL RESOURCES

The Group held cash and cash equivalents, pledged deposits, current portion of debt investments at amortised cost, current portion of equity investments designated at fair value through other comprehensive income and financial assets designated at fair value through profit or loss of HK\$2,360,121,000 (2020: HK\$1,858,597,000) as at 31 December 2021.

The net carrying amount of the Group's land and buildings was HK\$5,382,000 (2020: HK\$5,756,000). These assets were neither charged nor pledged to any bank borrowings as at 31 December 2021 and 31 December 2020.

The Group had bank loans of approximately HK\$19,400,000 as at 31 December 2021 being secured by corporate guarantees provided by the Company. The bank loans of approximately HK\$17,720,000 as at 31 December 2020 were secured by pledge of certain of the Group's time deposits and debt investments at amortised cost.

The Group's total assets less current liabilities were HK\$2,513,016,000 (2020: HK\$2,628,995,000) as at 31 December 2021.

The current ratio decreased from approximately 4.18 times as at 31 December 2020 to approximately 3.85 times as at 31 December 2021. The gearing ratio was approximately 1% (2020: 1%), which is total interest-bearing bank borrowings divided by the total shareholders' equity plus total interest-bearing bank borrowings.

The Group had neither material capital commitment nor material contingent liabilities as at 31 December 2021.

MANAGEMENT DISCUSSION AND ANALYSIS

The Group strengthens and improves its financial risk control on a continual basis and has consistently adopted a prudent approach in financial management. Financial resources are under close monitor to ensure the Group's efficient and effective operation, as well as flexibility to respond to opportunities and uncertainties. Management is of the opinion that the Group's existing financial structure is healthy and related resources are sufficient to cater for the Group's operation needs in the foreseeable future.

FOREIGN EXCHANGE AND INTEREST RATE EXPOSURES

The Group has transactional currency exposures. Such exposures arise from sales and purchases by operating units in currencies other than the unit's functional currencies, mostly in United States dollars and Renminbi. In addition, the Group has currency exposure from debt investments at amortised cost, equity investments designated at fair value through other comprehensive income and bank deposits, which are also in United States dollars and Renminbi. The Group manages its foreign exchange risk by performing regular reviews of the Group's net foreign exchange exposures and to mitigate the impact on exchange rate fluctuations by entering into currency hedge arrangement if necessary. During the year ended 31 December 2021, the Group had entered into foreign currency forward contracts to hedge its exposures to foreign currency risk.

The Group's exposure to the risk of changes in market interest rates relates primarily to the Group's cash and cash equivalents and interest-bearing bank borrowings with floating interest rates. The Group manages its interest cost using a mix of fixed and variable rate debts.

SIGNIFICANT INVESTMENTS HELD

As at 31 December 2021, the Group had listed and non-listed investments being classified as debt investments at amortised cost and equity investments designated at fair value through other comprehensive income, respectively.

Debt investments at amortised cost were listed debt investments with maturity, which were further classified as non-current portion in the amount of HK\$222,125,000 (2020: HK\$583,153,000) and current portion of HK\$260,621,000 (2020: HK\$40,013,000). Altogether, the total net carrying value was HK\$482,746,000 (2020: HK\$623,166,000), representing 14.64% (2020: 19.80%) of the Group's total assets. The significant decrease in net carrying amount was mainly due to the rise of expected credit loss amounting to HK\$99,609,000 (2020: HK\$3,721,000) and redemption of 6.875% senior notes of Shui On Development (Holding) Limited upon maturity in March 2021.

Details of the debt instruments held were as follows:

Name of Issuer and Terms of Instruments	As at 31 December 2021			Net carrying value		Movements in 2021			For the year ended 31 December 2021		
	Currency	Nominal value Held in million	Percentage to the Group's total assets	As at	As at	Derecognition	Amortisation	Impairment reversal/(loss)	Exchange gain/(loss)	Gains from derecognition	Interest income
				31 December 2021	31 December 2020						
Easy Tactic Limited											
5.75% Senior Notes 5 years due 2022	US\$	19,200	3.52%	116,002	147,108	-	(584)	(30,522)	-	-	7,971
5.875% Senior Notes 5 years due 2023	US\$	38,000	6.74%	222,125	289,972	-	-	(67,847)	-	-	17,302
Agile Group Holdings Limited											
5.125% Senior Notes 5 years due 2022	US\$	19,000	4.38%	144,619	146,073	-	(22)	(1,432)	-	-	7,525
Shui On Development (Holding) Limited											
6.875% Senior Notes 3 years due 2021	RMB	-	-	-	40,013	(40,189)	(15)	192	(1)	-	437
Total			14.64%	482,746	623,166	(40,189)	(621)	(99,609)	(1)	-	33,235

MANAGEMENT DISCUSSION AND ANALYSIS

The principal activities of the issuers of the listed debt instruments are as follows:

1. Easy Tactic Limited – one of the wholly-owned subsidiaries of Guangzhou R&F Properties Company Ltd. (Stock code: 2777), its principal activities are the development of quality residential and commercial properties for sale mainly in China.
2. Agile Group Holdings Limited (Stock code: 3383) – its principal activities are involved in the businesses of property development, property management, hotel operations, property investment and environmental protection.
3. Shui On Development (Holding) Limited (“Shui On”) – one of the wholly-owned subsidiaries of Shui On Land Limited (Stock code: 272), its principal activities are involved in the development, sale, leasing, management and the long-term ownership of high-quality residential, office, retail, entertainment and cultural properties in the PRC.

(Stock code is referred to listings on The Stock Exchange of Hong Kong Limited)

Equity investments designated at fair value through other comprehensive income consisted of listed and non-listed investments. The listed investments were 6.40% senior perpetual capital securities issued by Shui On. As at 31 December 2021, the net carrying value of the listed investments was HK\$327,142,000 (2020: HK\$341,498,000), representing 9.92% (2020: 10.85%) of the Group's total assets. Distribution from the listed investments during the year was HK\$21,824,000 (2020: HK\$22,380,000).

Financial assets at fair value through profit or loss were wealth management products issued by banks in Mainland China with interest rate varied in relation to the relative movement of the underlying variables. During the year, all the investments were disposed. As at 31 December 2020, their net carrying value was HK\$87,784,000, representing 2.79% of the Group's total assets. The fair value gain on financial assets at fair value through profit or loss during the year was HK\$2,370,000 (2020: HK\$1,977,000).

DEEMED DISPOSAL OF PARTIAL INTEREST IN A SUBSIDIARY

Pursuant to a capital increase agreement dated 9 July 2021, a director and general manager of 石家莊常宏建築裝飾工程有限公司 (Shijiazhuang Changhong Building Decoration Engineering Company Limited, the English name is for identification only) (“Shijiazhuang Changhong”), an indirect non-wholly owned subsidiary of the Company, agreed to make a capital contribution for 10% of the enlarged share capital of Shijiazhuang Changhong, at a cash consideration of RMB6,125,000 (equivalent to approximately HK\$7,424,000). After the completion of this transaction on 13 July 2021, the Group's shareholding in Shijiazhuang Changhong was diluted from 65% to 58.5%. As the Group still retains its control over Shijiazhuang Changhong, the transaction is then accounted for as an equity transaction. The difference between the capital consideration and the net assets shared by non-controlling interests amounting to HK\$2,479,000 has been recognised in the other reserve in consolidated statement of changes in equity.

Details of this deemed disposal of partial interest in a subsidiary by the Company are set out in the Company's announcements dated 9 July 2021 and 21 July 2021.

MANAGEMENT DISCUSSION AND ANALYSIS

SUBSCRIPTION OF NEW SHARES UNDER GENERAL MANDATE

On 27 January 2021, 15,000,000 ordinary shares at the subscription price of HK\$1.20 per subscription share were allotted and issued by the Company to iFree Group (HK) Limited, an independent third party (the “Subscription”). Proceeds of HK\$18,000,000 were received and the related transaction costs of approximately HK\$404,000 were netted off with the proceeds. The net proceeds from the Subscription have been used for general working capital of the Group. Details of the Subscription are set out in the Company’s announcements dated 15 January 2021 and 27 January 2021.

EVENTS AFTER THE END OF THE REPORTING PERIOD

Redemption of 5.75% senior notes due 2022 of Easy Tactic Limited (the “Notes”)

Due to financial pressure on real estate developments and reduced property sales, Easy Tactic Limited (“Easy Tactic”), an indirect wholly-owned subsidiary of Guangzhou R&F Properties Co., Ltd. (“R&F”), conducted a tender offer and consent solicitation of the Notes to improve R&F group’s overall financial position. After an assessment of significant investments held by the Group amid recent credit events concerning Chinese property developers, the Group chose to tender all the Notes held by the Group for purchase by Easy Tactic for cash at 83% of the principal amount of the Notes up to a maximum acceptance amount at sole discretion by Easy Tactic together with accrued interest payments, and agreed Easy Tactic to extend the maturity date of the Notes to 13 July 2022 with a consent fee at 0.1% of the principal amount of the Notes.

As a result of the tender offer and consent solicitation, the Notes held by the Group in an aggregate principal amount of US\$4,121,000 (equivalent to approximately HK\$31,938,000) out of that of US\$19,200,000 (equivalent to approximately HK\$148,800,000) were redeemed at a total consideration together with the consent fee of US\$3,534,150 (equivalent to approximately HK\$27,390,000) in January 2022. The actual cash loss from the redemption of the Notes amounting to US\$586,850 (equivalent to approximately HK\$4,548,000) has been considered and accounted as impairment loss on debt investments as amortised cost as at 31 December 2021. The maturity date of the remaining Notes in an aggregate principal amount of US\$15,079,000 (equivalent to approximately HK\$116,862,000) is extended to 13 July 2022.

OUTLOOK

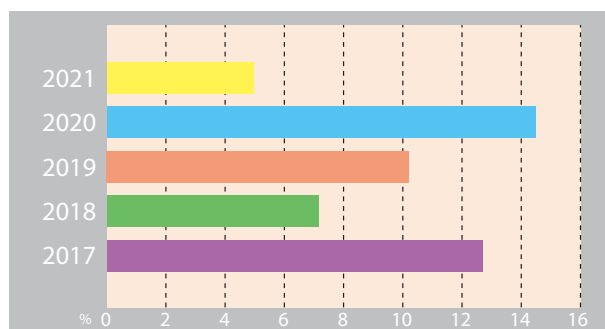
The Group will adhere to its prudent approach and adopt appropriate strategies to mitigate downside risk while seizing opportunities. With emphasis on the market driven and result oriented strategies on operations, Management will endeavour to maintain steady businesses development and continue to bring reasonable returns to its shareholders.

FINANCIAL HIGHLIGHTS

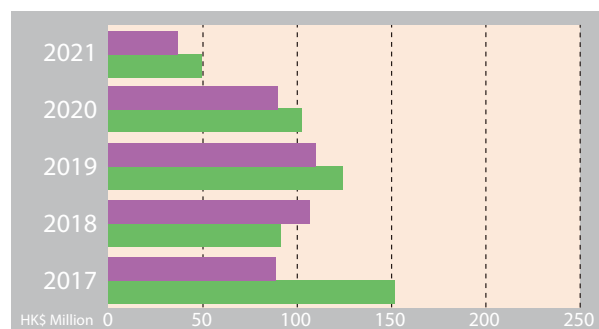
	2021	2020	2019	2018	2017
Revenue (HK\$'000)	997,841	707,548	1,212,288	1,271,001	1,193,724
Increase/(decrease) in revenue in percentage (%)	41.03%	(41.64%)	(4.62%)	6.47%	19.71%
Revenue analysis:					
1. Financial investments (HK\$'000)	55,059	65,973	118,505	126,501	121,575
2. Interior decoration and renovation (HK\$'000)	698,844	468,685	705,194	503,151	460,571
3. Export operations (HK\$'000)	193,693	137,533	335,934	560,761	476,554
4. Hong Kong retailing and overseas franchising (HK\$'000)	50,223	35,349	49,553	66,612	78,670
5. Other (HK\$'000)	22	8	3,102	13,976	56,354
Operating margin (%)	4.97%	14.52%	10.27%	7.18%	12.73%
Profit attributable to ordinary equity holders of the Company (HK\$'000)	36,996	90,018	110,383	107,430	88,669
Increase/(decrease) in profit attributable to ordinary equity holders of the Company (%)	(58.90%)	(18.45%)	2.75%	21.16%	0.40%
Equity attributable to ordinary equity holders of the Company (HK\$'000)	2,466,827	2,578,352	2,515,126	2,448,254	2,544,732
Working capital (HK\$'000)	2,233,100	1,646,325	1,341,643	573,685	286,432
Current ratio (times)	3.85	4.18	3.99	1.65	1.14
Gearing ratio (times)	0.01	0.01	0.01	0.16	0.28
Return on total assets (%)	1.12%	2.86%	3.66%	3.21%	1.88%
Return on equity (%)	1.50%	3.49%	4.39%	4.39%	3.48%
Return on revenue (%)	3.71%	12.72%	9.11%	8.45%	7.43%
Earnings per share (HK cents)					
Basic	2.40	5.89	7.22	7.00	5.77
Diluted	2.40	5.89	7.22	7.00	5.77
Dividend per share (HK cents)	6.00	6.00	6.00	5.86	5.70

FINANCIAL HIGHLIGHTS

OPERATING MARGIN OPERATIONS (AFTER FINANCE COSTS)



PROFIT BEFORE TAX AND PROFIT ATTRIBUTABLE TO ORDINARY EQUITY HOLDERS OF THE COMPANY



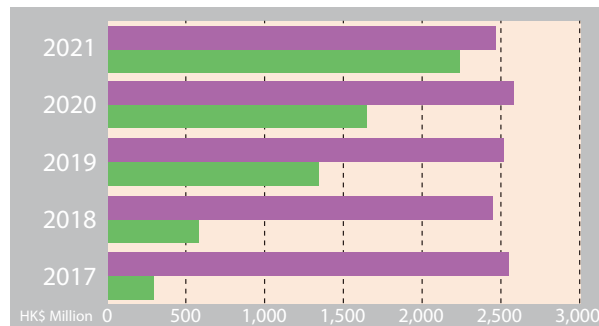
- Profit attributable to ordinary equity holders of the Company
- Profit before tax

BASIC EARNINGS PER SHARE AND DIVIDEND PER SHARE



- Dividend per share
- Basic earnings per share

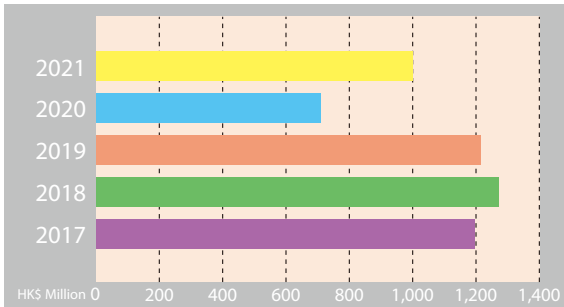
WORKING CAPITAL AND EQUITY ATTRIBUTABLE TO ORDINARY EQUITY HOLDERS OF THE COMPANY



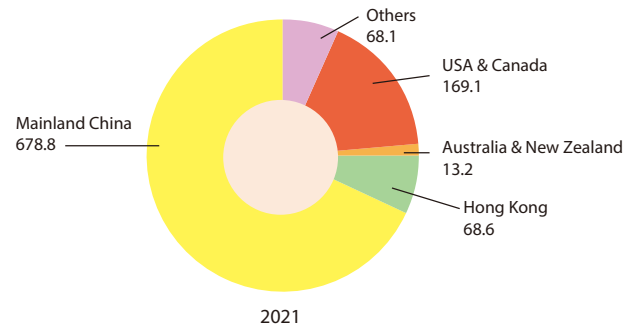
- Equity attributable to ordinary equity holders of the Company
- Working capital

FINANCIAL HIGHLIGHTS

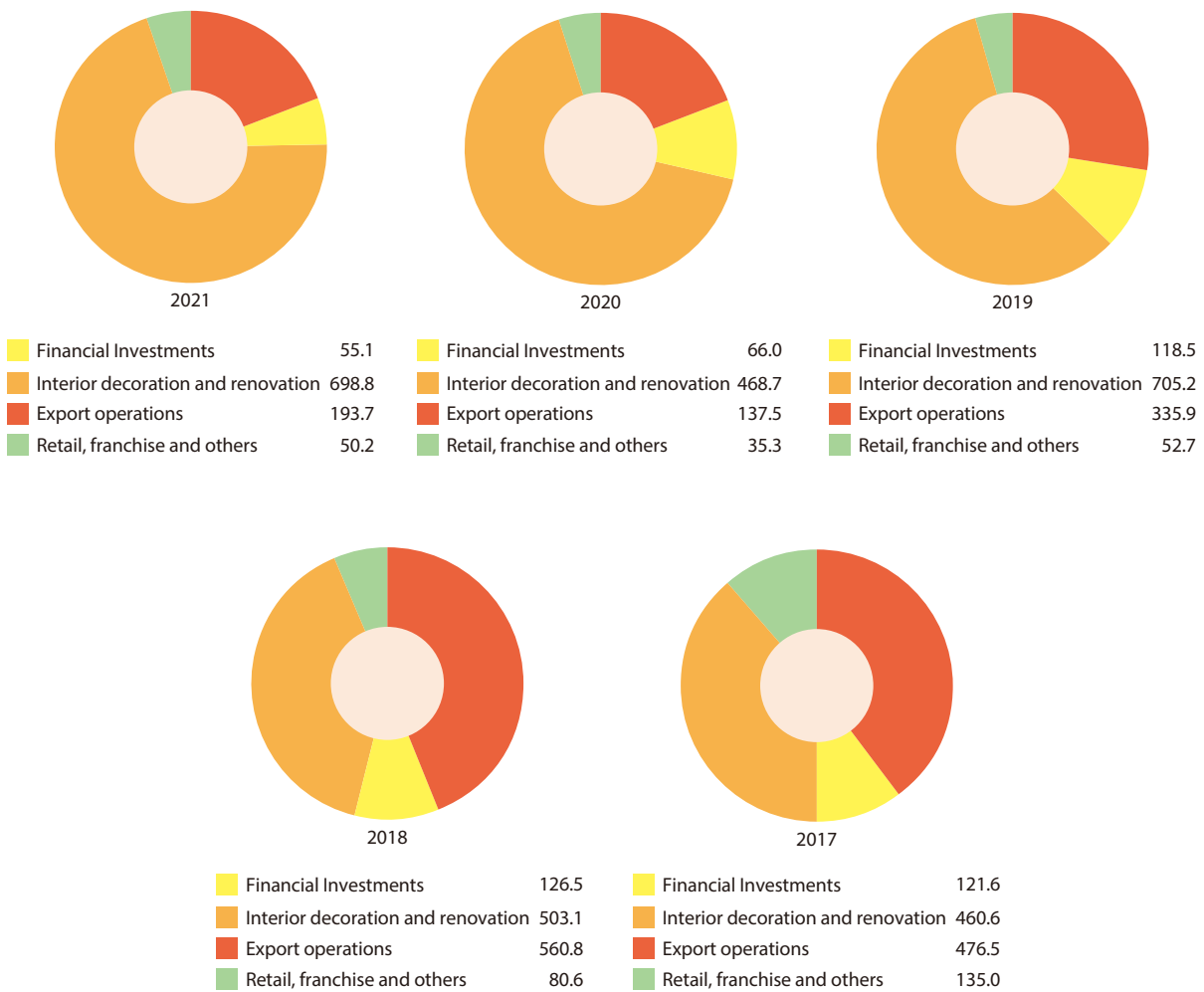
REVENUE
(HK\$Million)



REVENUE BY GEOGRAPHICAL LOCATIONS
(HK\$Million)



TURNOVER BY ACTIVITIES (HK\$Million)



DIRECTORS' AND SENIOR MANAGEMENT'S BIOGRAPHIES

EXECUTIVE DIRECTORS/SENIOR MANAGEMENT

Dr. YEUNG Chun Kam, GBS, JP, alias Charles YEUNG, aged 75, is the founder and Chairman of the Group. He is responsible for the Group's business strategies. Mr. Yeung has over 50 years of experience in the garment industry. He was an awardee of the "Young Industrialist Award of Hong Kong" in 1991 and was conferred an honorary doctorate degree by the China Textile University in 1993 and an honorary fellow by The Professional Validation Council of Hong Kong Industries in 2002. Mr. Yeung served as a Member of the 9th, 10th, 11th and 12th National Committee of the Chinese People's Political Consultative Conference and is a Life Honorary Chairman of The Chinese General Chamber of Commerce. Mr. Yeung is a director and shareholder of Glorious Sun Holdings (BVI) Limited and Advancetex Holdings (BVI) Limited which are substantial shareholders of the Company (as disclosed in the "Substantial shareholders" section in the Report of the Directors contained in this annual report).

Mr. YEUNG Chun Fan, aged 69, is the Vice-chairman and General Manager of the Group which he joined in 1975. He has over 45 years of experience in the garment industry. Mr. Yeung is an Honorary Fellow Member of the Hong Kong Institution of Textile and Apparel, an Honorary President of The Federation of Hong Kong Garment Manufacturers, an advisory professor of the Nanjiang University, the Donghua University and the Qingdao University. Mr. Yeung is a Member of the National Committee of the Chinese People's Political Consultative Conference, a Vice-chairman of the China Association of Enterprises with Foreign Investment and a Vice-president of the China National Textile and Apparel Council. Mr. Yeung is responsible for the overall business operations and business development of the Group. He is a brother of Mr. Charles Yeung. Mr. Yeung is a director and shareholder of Glorious Sun Holdings (BVI) Limited and Advancetex Holdings (BVI) Limited which are substantial shareholders of the Company (as disclosed in the "Substantial shareholders" section in the Report of the Directors contained in this annual report).

Mr. HUI Chung Shing, Herman, SBS, MH, JP, aged 71, is responsible for the strategic planning, legal matters and administrative functions of the Group. Mr. Hui graduated from the University of Hong Kong with a bachelor's degree in Laws. He is a solicitor of the High Court of the Hong Kong Special Administrative Region and has also been admitted as a solicitor of the Supreme Court of England and Wales and as a solicitor and barrister of the Supreme Court of Victoria, Australia. Before joining the Group in 1995, Mr. Hui was the Group's external legal advisor. In 2010, he was conferred Honorary Fellow of the Vocational Training Council.

Ms. CHEUNG Wai Yee, aged 70, joined the Group in 1975 and is responsible for the Group's apparel sales and exports to third party customers. Ms. Cheung is the wife of Mr. Yeung Chun Fan.

Ms. YEUNG Yin Chi, Jennifer, aged 42, joined the Group in 2011 and has been an Executive Director of the Company since November 2016. Ms. Yeung has many years of experience in the financial investment industry. She is responsible for the Group's financial investment business. Ms. Yeung graduated from the Hong Kong Baptist University with a bachelor's degree in Business Administration. Ms. Yeung is a niece of Mr. Charles Yeung and Mr. Yeung Chun Fan.

DIRECTORS' AND SENIOR MANAGEMENT'S BIOGRAPHIES

INDEPENDENT NON-EXECUTIVE DIRECTORS

Mr. LAU Hon Chuen, GBS, JP, alias Ambrose LAU, aged 74, has been an Independent Non-executive Director of the Company since March 1997. He obtained a Bachelor of Laws degree from the University of London and is a Solicitor of the High Court of Hong Kong, a China-Appointed Attesting Officer and a Notary Public. Mr. Lau served as a Standing Committee Member of the 10th, 11th and 12th National Committee of the Chinese People's Political Consultative Conference. Mr. Lau is currently the senior partner of Messrs. Chu & Lau, Solicitors & Notaries, an Independent Non-executive Director of Yuexiu Property Company Limited, Yuexiu Transport Infrastructure Limited and Joy City Property Limited. He is also a Director of OCBC Wing Hang Bank (China) Limited, OCBC Wing Hang Bank Limited (Banco OCBC Weng Hang, SA), Bank of China Group Insurance Company Limited, BOC Group Life Assurance Company Limited, Nanyang Commercial Bank, Limited, Cinda Financial Holdings Co., Limited, Sun Hon Investment And Finance Limited, Wydoff Limited, Wytex Limited, Trillions Profit Nominee & Secretarial Services Limited, Helicoil Limited, Wyman Investments Limited and Porex Limited. Mr. Lau served as the Chairman of the Central and Western District Board between 1988 and 1994, the President of the Law Society of Hong Kong in 1992–1993, a Member of the Bilingual Laws Advisory Committee between 1988 and 1997 and a Member of the Legislative Council of Hong Kong from 1995 to 2004 (between 1997 and 1998 he was a member of the Provisional Legislative Council).

Dr. CHAN Chung Bun, Bunny, GBM, GBS, JP, aged 64, has been an Independent Non-executive Director of the Company since June 2019. Mr. Chan was conferred Doctor of Business Administration, honoris causa, by the Open University of Hong Kong in December 2013. He is the Chairman of Prospectful Holdings Limited, and has more than 30 years of experience in business and in the garment industry. Mr. Chan is an independent non-executive director of Li Ning Company Limited, Great Harvest Maeta Holdings Limited, Speedy Global Holdings Limited and MTR Corporation Limited. Mr. Chan was a member of the Council for Sustainable Development from 1 March 2015 to 28 February 2021. Mr. Chan was appointed as Justice of the Peace in 2002 and was awarded the Bronze Bauhinia Star in 2004, the Silver Bauhinia Star in 2009, the Gold Bauhinia Star in 2014 and Grand Bauhinia Medal in 2021 by the Government of the Hong Kong Special Administrative Region.

Mr. NG Wing Ka, BBS, JP, alias Jimmy NG, aged 52, has been an Independent Non-executive Director of the Company since June 2019. Mr. Ng holds a Bachelor of Laws degree and a Post-graduate Certificate in Laws from The University of Hong Kong. He is a solicitor admitted to practise in Hong Kong and currently is a partner of Messrs. Tung, Ng, Tse & Lam, Solicitors. He has been appointed as Justice of the Peace in 2015. He is a Legislative Council member representing the Industrial (Second) Functional Constituency. Mr. Ng is an independent non-executive director of Yanchang Petroleum International Limited and MTR Corporation Limited. He is the chairman of HKSAR Passports Appeal Board and Hong Kong – Taiwan Business Cooperation Committee, a Vice-chairman of Independent Police Complaints Council, a director of Hong Kong Science and Technology Parks Corporation and a non-executive director of the Mandatory Provident Fund Schemes Authority. He is also a member of the Council of The Hong Kong Polytechnic University, the Competition Commission, Court of The University of Hong Kong, HKSAR Election Committee and the Chinese People's Political Consultative Conference of Chongqing City, the People's Republic of China.

Mr. Choi Tak Shing, Stanley, JP, aged 45, graduated from the University of New South Wales, Australia with a Bachelor of Commerce degree. He also obtained a Bachelor of Laws degree from the University of London, and a Master of Business Administration degree from the Hong Kong University of Science & Technology. Mr. Choi is a member of the Hong Kong Institute of Certified Public Accountants and CPA Australia. He is a director and chief investment officer of Pacific Capital Planning Limited and has 24 years of experience in accounting, finance and investment. Mr. Choi currently serves as the Chairman of the Committee on the Promotion of Civic Education of The Government of the Hong Kong Special Administrative Region.

CORPORATE GOVERNANCE REPORT

CORPORATE GOVERNANCE PRACTICE

The Company is committed to maintaining a high standard of corporate governance and has applied throughout the year ended 31 December 2021 (the “year under review”) the principles set out in the Corporate Governance Code (the “CG Code”) in Appendix 14 of the Rules Governing the Listing of Securities on The Stock Exchange of Hong Kong Limited (the “Stock Exchange”) (the “Listing Rules”).

Throughout the year under review, the Company has complied with the code provisions set out in the CG Code. The Board continues to monitor and review the Company’s corporate governance practices to ensure compliance.

BOARD OF DIRECTORS

The Board is committed to making decisions in the best interests of both the Company and its shareholders (the “Shareholders”). The Board’s primary responsibilities are to formulate the Company’s long-term corporate strategy, to oversee the overall management of the Group’s business and affairs, to evaluate the performance of the Group and to assess the achievement of targets periodically set by the Board.

In addition, the Board has also established Board Committees and has delegated to these Board Committees various responsibilities set out in their terms of reference respectively.

In the year under review and up to the date of this annual report, the Board comprises the following members:

Executive Directors

Dr. Charles Yeung, GBS, JP	<i>(Chairman)</i>
Mr. Yeung Chun Fan	<i>(Vice-chairman)</i>
Mr. Pau Sze Kee, Jackson	<i>(resigned on 1 March 2021)</i>
Mr. Hui Chung Shing, Herman, SBS, MH, JP	
Ms. Cheung Wai Yee	
Mr. Chan Wing Kan, Archie	<i>(resigned on 1 January 2021)</i>
Ms. Yeung Yin Chi, Jennifer	

Independent Non-executive Directors

Mr. Lau Hon Chuen, Ambrose, GBS, JP	
Dr. Chung Shui Ming, Timpson, GBS, JP	<i>(retired on 2 June 2021)</i>
Dr. Chan Chung Bun, Bunny, GBM, GBS, JP	
Mr. Ng Wing Ka, Jimmy, BBS, JP	
Mr. Choi Tak Shing, Stanley, JP	<i>(appointed on 2 June 2021)</i>

CORPORATE GOVERNANCE REPORT

During the year under review, the Company has met the requirements under Rule 3.10 of the Listing Rules relating to the appointment of at least three independent non-executive directors, one of whom has appropriate professional qualifications or accounting or related financial management expertise. The Company has also complied with Rule 3.10A of the Listing Rules which requires the number of independent non-executive directors representing at least one-third of the board.

The biographical details of and the relationship among the members of the Board are set out in the “Directors’ and Senior Management’s Biographies” contained in this annual report.

The roles of the Chairman and the Chief Executive Officer are separate and are performed by Mr. Charles Yeung and the General Manager of the Group, Mr. Yeung Chun Fan, respectively. Their respective responsibilities are clearly defined and are set out in writing. Mr. Yeung Chun Fan is also the Vice-chairman of the Board.

The Chairman takes the lead in formulating and setting the Group’s strategies and policies in conjunction with the Board; oversees the function of the Board and encourages and facilitates constructive relations between Executive Directors and Independent Non-executive Directors.

The General Manager, supported by other Board members and senior executives, is responsible for overseeing the Group’s business operation, implementing the strategies laid down by the Board and managing day-to-day operation.

The Nomination Committee, which was established by the Board in March 2012, is responsible for reviewing the size, structure and composition (including the skills, knowledge and experience) of the members of the Board to ensure that the Board has a balance of expertise, skills, knowledge and experience appropriate for the business of the Company. On 20 May 2021, the Nomination Committee considered the appointment of Mr. Choi Tak Shing, Stanley as Independent Non-executive Director and made recommendation to the Board for consideration. The appointment was approved by the Board and took effect on 2 June 2021.

The Nomination Committee has also reviewed and made recommendation to the Board on the appointments of the Directors standing for re-election at the forthcoming annual general meeting of the Company which is to be held on 24 May 2022. The Board has accepted such recommendation.

All the Independent Non-executive Directors are appointed for a specific term of two years and are required to retire and eligible for re-election at the annual general meeting of the Company in the year of expiry of the term.

The Board adopted a policy concerning the diversity of Board members in August 2013. The Company recognises and embraces the benefits of having a diverse Board to enhance the quality of its performance. All Board appointments will be based on personal virtue and meritocracy for constituting a high quality directorate team. Selection of candidates will be based on a range of diversity perspectives, including but not limited to gender, age, cultural and educational background, professional experience, skills, knowledge and length of service. The ultimate decision will be based on merit and contribution that the selected candidates will bring to the Board.

CORPORATE GOVERNANCE REPORT

The Nomination Committee monitors the implementation of the policy and reviews, as appropriate, the policy to ensure the effectiveness of the policy.

Each Independent Non-executive Director has given the Company an annual confirmation of his independence pursuant to Rule 3.13 of the Listing Rules. The Nomination Committee has assessed the independence of the Independent Non-executive Directors. The Board considers all the Independent Non-executive Directors to be independent.

MEETINGS AND ATTENDANCE

The Board met on seven occasions during the year under review. The attendance of individual Directors at the Board meetings, the meetings of the Board Committees (the Audit Committee, the Remuneration Committee, the Nomination Committee and the Investment Committee) and the annual general meeting for the year 2021 is set out in the table below:

Directors	Meetings Attended/Held					Annual General Meeting
	Board	Audit Committee	Remuneration Committee	Nomination Committee	Investment Committee	
<i>Executive</i>						
Dr. Charles Yeung, GBS, JP	5/7*			1/1	2/2	1/1
Mr. Yeung Chun Fan	5/7*				2/2	1/1
Mr. Pau Sze Kee, Jackson ⁽¹⁾	1/1		1/1		N/A	N/A
Mr. Hui Chung Shing, Herman, SBS, MH, JP	7/7					1/1
Ms. Cheung Wai Yee	5/7 [#]					1/1
Ms. Yeung Yin Chi, Jennifer	7/7				2/2	1/1
<i>Independent Non-executive</i>						
Mr. Lau Hon Chuen, Ambrose, GBS, JP	7/7	2/2		1/1		1/1
Dr. Chung Shui Ming, Timpson, GBS, JP ⁽²⁾	3/3	0/1	1/1	1/1		1/1
Dr. Chan Chung Bun, Bunny, GBM, GBS, JP	7/7		1/1		2/2	1/1
Mr. Ng Wing Ka, Jimmy, BBS, JP	7/7	2/2				1/1
Mr. Choi Tak Shing, Stanley, JP ⁽³⁾	4/4	1/1				N/A

* these Directors had material interest in the connected transactions discussed at a Board meeting and hence they abstained from attending the meeting.

this Director abstained from attending a Board meeting due to her relationship with those Directors who had material interest in the transactions discussed at the meeting.

⁽¹⁾ Mr. Pau Sze Kee, Jackson resigned as a Director on 1 March 2021.

⁽²⁾ Mr. Chung Shui Ming, Timpson retired as a Director at the annual general meeting held on 2 June 2021.

⁽³⁾ Mr. Choi Tak Shing, Stanley was appointed as a Director on 2 June 2021.

⁽⁴⁾ Mr. Chan Wing Kan, Archie resigned as a Director on 1 January 2021.

During the year under review, the Chairman of the Board had meetings with the Independent Non-executive Directors without the presence of Executive Directors.

CORPORATE GOVERNANCE REPORT

BOARD COMMITTEES

The Board has established the Audit Committee, the Remuneration Committee and the Nomination Committee in accordance with the CG Code to oversee particular aspects of the Company's affairs. All or a majority of the members of the Committees are Independent Non-executive Directors. The Board Committees have clear written terms of reference and have to report to the Board on their decisions and recommendations.

On 10 December 2015, the Investment Committee was established by the Board with specific written terms of reference. Further details of the Investment Committee are set out in the latter part of this report.

The Audit Committee

The Audit Committee has been established since 1998. Currently, the Audit Committee comprises three Independent Non-executive Directors, namely Mr. Lau Hon Chuen, Ambrose (Committee Chairman), Mr. Ng Wing Ka, Jimmy and Mr. Choi Tak Shing, Stanley. Mr. Choi is a professional accountant with appropriate professional qualifications or accounting or related financial management expertise as required under Rule 3.10(2) of the Listing Rules.

While recognising the Audit Committee plays an important role in corporate governance, the Board has delegated the corporate governance functions to the Audit Committee. The terms of reference of the Audit Committee are available on the Company's website and the Stock Exchange's website.

Apart from corporate governance functions, the main responsibilities of the Audit Committee are to review the accounting principles and practices adopted by the Group and to review the effectiveness of the financial reporting system, risk management and internal control system of the Group.

The Audit Committee held two meetings during the year under review. The work of the Audit Committee in 2021 included the following:

- review of the final results announcement, the financial statements, the report of the Directors and the corporate governance report for the year 2020
- review of the interim results announcement and the interim report for the six months ended 30 June 2021
- review of the internal audit reports and the risks assessment report, all prepared by the Internal Audit Department of the Company
- review of continuing connected transactions for the year 2020 and for the six months ended 30 June 2021
- approval of the terms of engagement and the remuneration of the external auditor
- assessment of the independence of the external auditor
- review of a report prepared by the external auditor on any issues arising from their audits
- review of an audit plan for the year 2021 prepared by the external auditor

In addition, during the year under review, the Audit Committee met with the external auditor of the Company on one occasion, and met with the head of the Internal Audit Department of the Company in a separate private session respectively, both in the absence of the Management. The Audit Committee has also performed the corporate governance duties as delegated to it by the Board.

CORPORATE GOVERNANCE REPORT

The Remuneration Committee

The Remuneration Committee has been established since 2005. Currently, the Remuneration Committee comprises a total of three members, being two Independent Non-executive Directors, namely Mr. Chan Chung Bun, Bunny (Committee Chairman) and Mr. Choi Tak Shing, Stanley, and an Executive Director, Mr. Hui Chung Shing, Herman.

The Remuneration Committee has adopted the operation model where it performs an advisory role to the Board, with the Board retaining the final authority to approve the remuneration packages of individual Directors and senior management. The terms of reference of the Remuneration Committee are available on the Company's website and the Stock Exchange's website.

The main responsibilities of the Remuneration Committee are to review and endorse the remuneration policy of the Directors and senior management and to make recommendations to the Board for the remuneration of the Directors and senior management. The Remuneration Committee ensures that no Director is involved in deciding his/her own remuneration.

The Remuneration Committee held one meeting during the year under review.

The work of the Remuneration Committee in 2021 included the following:

- approval of and recommendation to the Board on 2021 salary adjustment and 2020 year-end bonuses for the Executive Directors
- approval of and recommendation to the Board on the director's fees of the Independent Non-executive Directors, including the newly appointed one during the year under review

Details of the remuneration of the Directors are set out in note 8 to the financial statements of this annual report.

The Nomination Committee

The Nomination Committee has been established since 2012. Currently, the Nomination Committee comprises a total of three members, being the Chairman of the Board, Mr. Charles Yeung (Committee Chairman) and two Independent Non-executive Directors, namely Mr. Lau Hon Chuen, Ambrose and Mr. Chan Chung Bun, Bunny. The terms of reference of the Nomination Committee are available on the Company's website and the Stock Exchange's website.

The Nomination Committee is responsible for making recommendations to the Board on nominations and appointments of Directors, reviewing the size, structure and composition of the Board, and assessing the independence of Independent Non-executive Directors.

The Company has established a nomination policy of director setting out the approach and procedures adopted for the nomination and selection of Directors. The policy sets out the principles for assessing the suitability and potential contribution to the Board of a proposed candidate, including professional qualifications, skills, knowledge and experience that are relevant to the Company's business and corporate strategy; diversity of the Board; requirements of Independent Non-executive Directors on the Board and independence of the proposed Independent Non-executive Directors in accordance with the Listing Rules.

CORPORATE GOVERNANCE REPORT

The Nomination Committee held one meeting during the year under review.

The work of the Nomination Committee in 2021 included the following:

- review of the structure, size and composition (including the skills, knowledge and experience) of the Board
- assessment of the independence of all Independent Non-executive Directors
- recommendation to the Board on the re-election of Directors
- review of the Board diversity policy
- consideration of and recommendation to the Board on the appointment of an Independent Non-executive Director

The Investment Committee

The Board set up the Investment Committee on 10 December 2015 with specific written terms of reference. Currently, the Investment Committee comprises three Executive Directors, namely Mr. Charles Yeung (Committee Chairman), Mr. Yeung Chun Fan and Ms. Yeung Yin Chi, Jennifer, an Independent Non-executive Director, Mr. Chan Chung Bun, Bunny, and two senior staff.

The Investment Committee is responsible for setting up and reviewing investment policy of the Company and to monitor the performance of investment portfolio of the Company.

The Investment Committee held two meetings during the year under review. The work of the Investment Committee in 2021 included the following:

- monitoring of the performance of financial investment portfolio and review of the associated risk levels
- recommendation on strategic plan of financial investment activities

CORPORATE GOVERNANCE REPORT

DIRECTORS' TRAINING

Directors are encouraged to participate in continuing professional development to develop and refresh their knowledge and skills. All Directors are provided with monthly updates on the Company's performance and financial position to enable the Board as a whole and each Director to discharge their duties. In addition, Directors are from time to time updated with the changes and development to the Group's business and to the political and economic environment in which the Group operates. During the year under review, briefings on the amendments to the Listing Rules were given to the Directors.

On appointment, the new Director, Mr. Choi Tak Shing, Stanley, received an induction covering, among others, information about the Group's operations and business, the roles and responsibilities of a director under the applicable laws, rules and regulations.

According to the records kept by the Company, the Directors received the following training in the year under review:

Directors

Executive

Dr. Charles Yeung, GBS, JP	A, B, C
Mr. Yeung Chun Fan	A, B, C
Mr. Hui Chung Shing, Herman, SBS, MH, JP	A, C
Ms. Cheung Wai Yee	A, C
Ms. Yeung Yin Chi, Jennifer	A, C

Independent Non-executive

Mr. Lau Hon Chuen, Ambrose, GBS, JP	A, C
Dr. Chan Chung Bun, Bunny, GBM, GBS, JP	A, C
Mr. Ng Wing Ka, Jimmy, BBS, JP	A, C
Mr. Choi Tak Shing, Stanley, JP	A, C

A: attending seminars and/or conferences and/or forums

B: giving talks at seminars and/or conferences and/or forums

C: reading materials, journals and updates relating to the economy, the business of the Group, or director's duties and responsibilities

LIABILITY INSURANCE FOR THE DIRECTORS

The Company has arranged appropriate insurance coverage on directors' and officers' liabilities against possibility of legal action to be taken against the Directors and senior management. In 2021, no claims under the insurance policy were made.

DIRECTORS' SECURITIES TRANSACTIONS

The Company has adopted the code of conduct regarding Directors' securities transaction as set out in the Model Code for Securities Transactions by Directors of Listed Issuers in the Listing Rules (the "Model Code").

The Board confirms that, having made specific enquiry of all Directors, the Directors have complied with the required standards set out in the Model Code throughout the year under review.

CORPORATE GOVERNANCE REPORT

EMPLOYEES' SECURITIES TRANSACTIONS

The Company has adopted dealing rules based on the Model Code (the "Dealing Rules") governing the Company's securities transactions by the employees of the Group who are likely to be in possession of unpublished inside information in relation to the Group. These employees have been individually notified and provided with a copy of the Dealing Rules.

INSIDE INFORMATION POLICY

The Board approved and adopted the Inside Information Policy in 2013. The policy contains the guidelines to the Directors, officers and all relevant employees (likely possessing unpublished inside information) of the Group to ensure that the inside information of the Group is to be disseminated to the public in equal and timely manner in accordance with the applicable laws and regulations.

FINANCIAL STATEMENTS

The Directors acknowledge their responsibility to prepare consolidated financial statements for each financial year which give a true and fair view in accordance with Hong Kong Financial Reporting Standard and are in compliance with the disclosure requirements of the Hong Kong Companies Ordinance. The Board is not aware of any material uncertainties relating to the events or condition that might cast doubt upon the Company's ability to continue as a going concern. Accordingly, the Board has prepared the consolidated financial statements of the Group on a going concern basis.

The Board acknowledges its responsibility to present a balanced, clear and understandable assessment in the Company's annual and interim reports and other financial disclosures required under the Listing Rules, and reports to the regulators and information disclosed under statutory requirements.

The responsibilities of the external auditor with respect to the financial reporting are set out in the Independent Auditor's Report contained in this annual report.

RISK MANAGEMENT AND INTERNAL CONTROL

The Board is responsible for maintaining the Group's risk management and internal control systems and for reviewing their effectiveness. The risk management and internal control systems are designed to manage rather than eliminate the risk of failure to achieve business objectives, and to safeguard the assets of the Group and the interests of the Shareholders. The systems provide reasonable but not absolute assurance against material misstatement or loss. The review of the systems, which cover material control areas including financial, operational and compliance, has been carried out from time to time and at least annually.

CORPORATE GOVERNANCE REPORT

Main features of the risk management and internal control systems

The systems are featured with defined organisational and management structure with authorities properly delegated to qualified personnel from different management levels within the Group, as well as established policies and procedures.

The Board determines the business objectives and strategies of the Group, and evaluates and determines the nature and extent of risks it is willing to take in achieving the Group's strategic objectives; and thus bears the ultimate accountability for the effectiveness of the risk management;

The Management comprises different levels and departments (including their heads) with appropriate segregation of duties; it identifies, and evaluates risks of all kinds in day-to-day operations that may cause potential impact to the business; and takes measures to minimise the adverse effects thereof; and

Internal audit, with the support and supervision of the Audit Committee, coordinates the risk assessment exercises and procedures, communicates with the Management on the identified risks and impacts to facilitate the implementation of risk mitigation measures, and follows up the results of such measures through its audit work; and reports the overall results to the Management and the Audit Committee.

The Board considers that the Group's internal control system is adequate and effective and the Company has complied with the relevant code provisions of the CG Code for the year ended 31 December 2021.

Internal audit

The Group has established an independent Internal Audit Department for years. The Internal Audit Department plays an important role in helping the review and evaluation of the effectiveness of the risk management and internal control systems.

Internal audit work has been carried out based on the recognised control framework outlined by the Committee of Sponsoring Organizations of the Treadway Commission ("COSO"). The Internal Audit Department formulates annually its internal audit plan on a risk-based approach and in accordance with the Group's strategic goals and risk assessment results; the annual internal audit plan is endorsed by the Audit Committee. Key audit findings and risk factors are reported to the Management and the Audit Committee.

For the year under review, no significant deficiency in the risk management and internal control systems were discovered.

Inside Information

The Company has established a policy on disclosure of inside information to ensure that inside information of the Company remains confidential until proper dissemination of such information to the public is made in equal and timely manner as required under the Securities and Futures Ordinance and the Listing Rules.

CORPORATE GOVERNANCE REPORT

COMPANY SECRETARY

The Company Secretary, Ms. Hoi Siu Ling, has taken no less than 15 hours of relevant professional training during the year 2021.

AUDITOR'S REMUNERATION

The fees in respect of audit and non-audit services provided to the Group by the external auditor of the Company, Ernst & Young, for the year ended 31 December 2021 amounted to approximately HK\$1,632,000 and HK\$106,000 respectively. The non-audit services included tax and other services.

DIVIDEND POLICY

The Board has adopted a dividend policy. According to the dividend policy, in deciding whether to propose a dividend and in determining the dividend amount, the Board shall take into the account the following factors:

- the Group's actual and expected financial results
- the Group's working capital requirements, capital expenditure requirements and future expansion/investment plans
- the Group's liquidity position
- retained earnings and distributable reserves of the Company and each of the members of the Group
- the general economic and political conditions and other external factors that may have an impact on the future business and financial performance of the Group
- the expectation of shareholders and investors
- any other factors that the Board considers relevant

COMMUNICATIONS WITH SHAREHOLDERS

The Company regards the annual general meeting as an important event as it provides an opportunity for direct communications between its Shareholders and the Board. At the Company's 2021 annual general meeting, the Chairman of the Board (also the Chairmen of the Nomination Committee and the Investment Committee), the Chairman of the Audit Committee, the Chairman of the Remuneration Committee, as well as the external auditor were present to answer Shareholders' questions.

The Company also maintains a website at www.glorisun.com which enables the Shareholders, investors and the general public to have access to the information of the Company.

A shareholder communication policy reflecting the current practices of the Company for communication with its Shareholders is available on the Company's website.

CORPORATE GOVERNANCE REPORT

CONSTITUTIONAL DOCUMENTS

Pursuant to the special resolution passed at the annual general meeting of the Company held on 2 June 2021, the amendment to the Company's Bye-laws was approved by the Shareholders. The amendment reflected the change in the minimum number of Directors required to commence a Board meeting from two to three. Details of the amendment are set out in the Company's announcement and explanatory statement dated 14 April 2021 and 15 April 2021 respectively.

Saved as the above, there was no change in the Company's Bye-laws in 2021. The Company's Bye-laws are available on the Company's website and the Stock Exchange's website.

SHAREHOLDERS' RIGHTS

The Company has only one class of shares. All shares have the same voting rights and are entitled to the dividend declared. The rights of the Shareholders are set out in, amongst other things, the Bye-laws of the Company and the Companies Act 1981 of Bermuda (as amended) (the "Companies Act").

Procedures for Shareholders to convene a special general meeting

Shareholders holding at the date of deposit of the requisition not less than one-tenth of the paid up capital of the Company carrying the right of voting at general meetings of the Company shall have the right, by written requisition to the Board or the secretary of the Company or at the registered office of the Company, to require a special general meeting to be called by the Board for the transaction of any business specified in such requisition pursuant to Section 74 of the Companies Act. If within 21 days of such deposit the Board fails to proceed to convene such meeting, the requisitionists themselves may do so in accordance with the provision of Section 74(3) of the Companies Act.

The written requisition requiring a special general meeting to be called can be sent to the principal place of business of the Company as set out in the "Corporate Information" section of this annual report for the attention of the Company Secretary.

Procedures for putting forward proposals at a general meeting

Shareholders may by written requisition request for including a resolution relating to matters in a general meeting by following the requirements and procedures as set out in Sections 79 and 80 of the Companies Act.

Subject to the provisions of the above-mentioned sections of the Companies Act, on the written requisition of members representing not less than one-twentieth of the total voting rights or 100 members, at the expense of the requisitionists unless the Company otherwise resolves, the Company shall give shareholders of the Company notice of any resolution which may properly be moved and is intended to be moved at that meeting and a relevant statement.

Procedures for Shareholders to propose a person for election as a Director

As regards the procedures for Shareholders to propose a person for election as a Director, please refer to the procedures available on the Company's website and the Stock Exchange's website.

CORPORATE GOVERNANCE REPORT

Procedures for directing Shareholders' enquiries to the Board

Shareholders may at any time send their enquiries and concerns to the Board in writing through the Company Secretary whose contact details are as follows:

38/F., One Kowloon
1 Wang Yuen Street
Kowloon Bay, Hong Kong

Fax: (852) 2995 3060
Email: enquiry@glorison.com

Shareholders may also make enquiries with the Board at the general meetings of the Company.

REPORT OF THE DIRECTORS

The Directors present their report and the audited financial statements of the Company and its subsidiaries (the “Group”) for the year ended 31 December 2021.

PRINCIPAL ACTIVITIES AND BUSINESS REVIEW

The principal activity of the Company is investment holding. The Company’s subsidiaries are engaged in financial investments, interior decoration and renovation, and export and retailing of casual wear.

Further discussion and analysis of these activities as required by Schedule 5 to the Hong Kong Companies Ordinance, including a description of the principal risks and uncertainties facing the Group and an indication of likely future development in the Group’s business, can be found in the Chairman’s Statement and the Management Discussion and Analysis set out on pages 8 to 16 of this annual report. That discussion forms part of this Report of the Directors.

The Company’s Environmental, Social and Governance Report prepared in accordance with Appendix 27 of the Rules Governing the Listing of Securities on The Stock Exchange of Hong Kong Limited (the “Stock Exchange”) (the “Listing Rules”) will be published on the Company’s website and the Stock Exchange’s website no later than five months after the end of the financial year of the Company.

RESULTS AND DIVIDENDS

The Group’s profit for the year ended 31 December 2021 and the Group’s financial position at that date are set out in the financial statements on pages 50 to 138 of this annual report.

An interim dividend of HK2.00 cents per ordinary share was paid on 28 September 2021. The Directors recommended the payment of a final dividend of HK4.00 cents per ordinary share in respect of the year, to shareholders on the register of members on 1 June 2022.

FINANCIAL SUMMARY

A summary of the published results and assets, liabilities and non-controlling interests of the Group for the last five financial years, as extracted from the audited financial statements, is set out on pages 139 and 140 of this annual report. This summary does not form part of the audited financial statements.

SHARE CAPITAL AND SHARE OPTIONS

Details of movements in the Company’s authorised or issued share capital and share options during the year are set out in notes 29 and 30 to the financial statements.

REPORT OF THE DIRECTORS

PRE-EMPTIVE RIGHTS

There are no provisions for pre-emptive rights under the Bye-laws of the Company or the laws of Bermuda which would oblige the Company to offer new shares on a pro rata basis to existing shareholders.

DISTRIBUTABLE RESERVES

As at 31 December 2021, the Company's reserves available for distribution, calculated in accordance with The Companies Act 1981 of Bermuda (as amended), amounted to HK\$1,031,360,000, of which HK\$61,201,000 has been proposed as a final dividend for the year. In addition, as at 31 December 2021, the Company's share premium account, in the amount of HK\$740,325,000, may be distributed in the form of fully paid bonus shares.

CHARITABLE CONTRIBUTIONS

During the year, the Group made charitable contributions amounted to approximately HK\$60,000.

MAJOR CUSTOMERS AND SUPPLIERS

In the year under review, sales to the Group's five largest customers accounted for 56.01% of the total sales for the year and sales to the largest customer included therein amounted to 19.83%. Purchases from the Group's five largest suppliers accounted for less than 30% of the total purchases for the year.

None of the directors of the Company or any of their associates or any shareholders (which, to the best knowledge of the directors, own more than 5% of the Company's share capital) had any beneficial interest in the Group's five largest customers.

DIRECTORS

The directors of the Company during the year and up to the date of this report were:

Executive

Dr. Charles Yeung, GBS, JP	<i>(Chairman)</i>
Mr. Yeung Chun Fan	<i>(Vice-chairman)</i>
Mr. Pau Sze Kee, Jackson	<i>(resigned on 1 March 2021)</i>
Mr. Hui Chung Shing, Herman, SBS, MH, JP	
Ms. Cheung Wai Yee	
Mr. Chan Wing Kan, Archie	<i>(resigned on 1 January 2021)</i>
Ms. Yeung Yin Chi, Jennifer	

Independent Non-executive

Mr. Lau Hon Chuen, Ambrose, GBS, JP	
Dr. Chung Shui Ming, Timpson, GBS, JP	<i>(retired on 2 June 2021)</i>
Dr. Chan Chung Bun, Bunny, GBM, GBS, JP	
Mr. Ng Wing Ka, Jimmy, BBS, JP	
Mr. Choi Tak Shing, Stanley, JP	<i>(appointed on 2 June 2021)</i>

REPORT OF THE DIRECTORS

In accordance with bye-laws 101 and 110(A) of the Company's Bye-laws, Mr. Chan Chung Bun, Bunny, Mr. Ng Wing Ka, Jimmy and Mr. Choi Tak Shing, Stanley will retire and, being eligible, offer themselves for re-election at the forthcoming annual general meeting.

The Company has received annual confirmation from each of the Independent Non-executive Directors as regards their independence to the Company and considers that each of the Independent Non-executive Directors is independent of the Company. Details are set out in the Corporate Governance Report on pages 22 to 33 of this annual report.

DIRECTORS' SERVICE CONTRACTS

No Director proposed for re-election at the forthcoming annual general meeting has a service contract with the Company which is not determinable by the Company within one year without payment of compensation, other than statutory compensation.

PERMITTED INDEMNITY PROVISION

The Bye-laws of the Company provides that the directors and officers for the time being of the Company shall be indemnified and secured harmless out of the assets of the Company from and against all actions, costs, charges, losses, damages and expenses which they or any of them shall or may incur or sustain by reason of any act done, concurred in or omitted in or about the execution of their duty or supposed duty. The Company has also arranged appropriate directors' and officers' liability insurance coverage for the directors and officers of the Group.

DIRECTORS' INTERESTS IN TRANSACTIONS, ARRANGEMENTS OR CONTRACTS

Save as disclosed in the sections headed "Connected Transaction" and "Continuing Connected Transactions" below and in note 36 to the financial statements, no Director had a material interest, either directly or indirectly, in any transactions, arrangements or contracts of significance to the business of the Group to which the Company or any of its subsidiaries was a party during the year.

REPORT OF THE DIRECTORS

DIRECTORS' INTERESTS AND SHORT POSITIONS IN SECURITIES

As at 31 December 2021, the interests or short positions of the directors of the Company in the shares, underlying shares and debentures of the Company or any of its associated corporations (within the meaning of Divisions 7 and 8 of Part XV of the Securities and Futures Ordinance (the "SFO")), as recorded in the register required to be kept by the Company pursuant to Section 352 of the SFO, or as otherwise notified to the Company and the Stock Exchange pursuant to the Model Code for Securities Transactions by Directors of Listed Issuers (the "Model Code") contained in the Listing Rules were as follows:

Long positions in shares of the Company

Name of Director	Capacity	Number of shares held	Total	Percentage of issued share capital (%)
Dr. Charles Yeung, GBS, JP	(i) Interest of controlled corporations	830,073,000	968,358,499 ^{(1) & (2)}	63.290
	(ii) Joint interest	138,285,499		
Mr. Yeung Chun Fan	(i) Beneficial owner	75,000,000	1,053,453,499 ^{(1), (2) & (3)}	68.852
	(ii) Interest of controlled corporations	830,073,000		
	(iii) Joint interest	138,285,499		
	(iv) Interest of spouse	10,095,000		
Mr. Hui Chung Shing, Herman, SBS, MH, JP	Beneficial owner	6,250,000	6,250,000	0.408
Ms. Cheung Wai Yee	(i) Beneficial owner	10,095,000	1,053,453,499 ^{(1), (2) & (3)}	68.852
	(ii) Interest of spouse	1,043,358,499		
Mr. Lau Hon Chuen, Ambrose, GBS, JP	Beneficial owner	1,492,402	1,492,402	0.098

Notes:

- (1) 622,263,000 shares were held by Glorious Sun Holdings (BVI) Limited and 207,810,000 shares were held by Advantetex Holdings (BVI) Limited (the entire issued voting share capital of each of which was held as to 51.934% by Mr. Charles Yeung and as to 48.066% by Mr. Yeung Chun Fan).
- (2) 138,285,499 shares were held by Mr. Charles Yeung and Mr. Yeung Chun Fan jointly.
- (3) Ms. Cheung Wai Yee is the spouse of Mr. Yeung Chun Fan. 10,095,000 shares related to the same block of shares held by Ms. Cheung Wai Yee and 830,073,000 shares related to the same block of shares held by two companies controlled by Mr. Yeung Chun Fan.

REPORT OF THE DIRECTORS

Save as disclosed above, as at 31 December 2021, none of the directors of the Company had any interests or short position in the shares, underlying shares or debentures of the Company or any of its associated corporations, within the meaning of Divisions 7 and 8 of Part XV of the SFO, as recorded in the register required to be kept by the Company pursuant to Section 352 of the SFO, or as otherwise notified to the Company and the Stock Exchange pursuant to the Model Code.

DIRECTORS' RIGHTS TO ACQUIRE SHARES OR DEBENTURES

At no time during the year were rights to acquire benefits by means of the acquisition of shares in or debentures of the Company granted to any Director or their respective spouse or children under 18 years of age, or were any such rights exercised by them; or was the Company or any of its subsidiaries a party to any arrangements to enable the Directors or their associates to acquire benefits by means of the acquisition of shares in or debentures of the Company or any other body corporate.

SHARE OPTION SCHEME

Particulars of the share option scheme of the Company are set out in note 30 to the financial statements.

SUBSTANTIAL SHAREHOLDERS

As at 31 December 2021, the register required to be kept by the Company pursuant to Section 336 of the SFO showed that the following shareholders (other than directors of the Company) had disclosed to the Company pursuant to Divisions 2 and 3 of Part XV of the SFO an interest or a short position in the shares or underlying shares of the Company:

Long positions in shares of the Company

Name of shareholder	Capacity	Number of shares held	Percentage of issued share capital (%)
Glorious Sun Holdings (BVI) Limited	Beneficial owner	622,263,000	40.670
Advancetex Holdings (BVI) Limited	Beneficial owner	207,810,000	13.582

Save as disclosed above, no other parties (other than directors of the Company) disclosed to the Company pursuant to Divisions 2 and 3 of Part XV of the SFO or were recorded in the register required to be kept by the Company pursuant to Section 336 of the SFO as having an interest or a short position in the shares or underlying shares of the Company as at 31 December 2021.

REPORT OF THE DIRECTORS

CONNECTED TRANSACTIONS

During the year, the Group had the following connected transactions. The Company has complied with the disclosure requirements under Chapter 14A of the Listing Rules.

On 9 July 2021, Glorious Sun Trading (HK) Limited (“Glorious Trading”), a wholly-owned subsidiary of the Company, entered into the Capital Increase Agreement with Hebei Hengshan Construction Group Co., Limited (河北恒山建設集團有限公司) (“Hengshan”), The Wins Trading (HK) Co (“Wins Trading”), both being the existing shareholders of Shijiazhuang Changhong Building Decoration Engineering Company Limited (石家莊常宏建築裝飾工程有限公司) (the “JV Company”), a company established under the laws of the PRC, and Shijiazhuang Jingdao Technology Co., Limited (石家莊精道科技有限公司) (the “New Investor”), a company established under the laws of the PRC and wholly owned by Mr. Wang Yue, a director and general manager of the JV Company. Pursuant to the Capital Increase Agreement, the New Investor agreed to make a capital contribution to the JV Company in an aggregate of RMB6,125,000. Accordingly, the Company’s interest in the JV Company was diluted from 65% to 58.5%. Details of the transaction are set out in the Company’s announcements dated 9 July 2021 and 21 July 2021.

On 9 July 2021, Glorious Trading entered into the Articles with Hengshan, Wins Trading and the New Investor, pursuant to which the parties jointly established Hebei Changhong Industrial Co., Limited (河北常宏實業有限公司), a company established under the laws of the PRC (the “New JV Company”). The total capital commitment for the New JV Company is RMB125,000,000 among which RMB50,000,000 shall be contributed as the registered capital of the New JV Company. The Group is interested in 58.5% of the registered capital of the New JV Company. Details of the transaction are set out in the Company’s announcements dated 9 July 2021 and 21 July 2021.

On 13 December 2021, Smart Empire Asset Management Limited (“Smart Empire”) (as consulting service provider), a wholly-owned subsidiary of the Company, entered into the consulting service agreement (the “Agreement”) with Glory Star Investments Limited (“Glory Star”) (as client), a company held as to 51% by Mr. Charles Yeung and 34% by Mr. Yeung Chun Fan, both are directors and substantial shareholders of the Company. Pursuant to the Agreement, Smart Empire agreed to provide certain consulting services to Glory Star in relation to financial investments at a consideration of HK\$4,800,000. Details of the transaction are set out in the Company’s announcement dated 13 December 2021.

REPORT OF THE DIRECTORS

CONTINUING CONNECTED TRANSACTIONS

During the year, the Group had the following non-exempt continuing connected transactions. The Company has complied with the disclosure requirements under Chapter 14A of the Listing Rules.

	Notes	2021 HK\$'000	2020 HK\$'000
Management fees paid to: Rank Profit Industries Limited	(i)	-	235
Provision of interior decoration and renovation services to: Advancetex Investment Limited	(ii)	-	1,196
Provision of asset management services to: Mr. Charles Yeung and Mr. Yeung Chun Fan	(iii)	-	-

Notes:

- (i) The management fees were charged according to the management services agreement signed between the parties having regard to the cost of services provided.
- (ii) The interior decoration and renovation services fees were mutually agreed by the parties and were either at market rates or at rates no less favourable to the Company than such rates offered to any other independent third party. The term of the master agreement ended on 31 December 2020.
- (iii) The asset management services fees were mutually agreed by the parties and were either at market rates or at rates no less favourable to the Company than such rates offered to any other independent third party. The term of the investment management agreement ended on 4 June 2021.

All of the above companies are controlled by Mr. Charles Yeung and Mr. Yeung Chun Fan, both are directors of the Company.

The independent non-executive directors of the Company have reviewed the continuing connected transactions set out above and have confirmed that these continuing connected transactions were entered into (i) in the ordinary and usual course of business of the Group; (ii) on normal commercial terms or on terms no less favourable to the Group than terms available to or from independent third parties; and (iii) in accordance with the relevant agreements governing them on terms that are fair and reasonable and in the interests of the Company and its shareholders as a whole.

Ernst & Young, the Company's Auditor, were engaged to report on the Group's continuing connected transactions in accordance with Hong Kong Standard on Assurance Engagements 3000 (Revised) *Assurance Engagements Other Than Audits or Reviews of Historical Financial Information* and with reference to Practice Note 740 (Revised) *Auditor's Letter on Continuing Connected Transactions under the Hong Kong Listing Rules* issued by the Hong Kong Institute of Certified Public Accountants. Ernst & Young have issued their unmodified letter containing their findings and conclusions in respect of the continuing connected transactions of the Group disclosed above in accordance with Rule 14A.56 of the Listing Rules. A copy of the Auditor's letter has been provided by the Company to the Stock Exchange.

REPORT OF THE DIRECTORS

SUFFICIENCY OF PUBLIC FLOAT

Based on information that is publicly available to the Company and within the knowledge of the Directors, at least 25% of the Company's total number of issued shares were held by the public as at the date of this report.

MANAGEMENT CONTRACTS

No contracts, other than employment contracts, concerning the management and administration of the whole or any substantial part of the Company's business were entered into or existed during the year.

EQUITY-LINKED AGREEMENTS

Save as those disclosed in the section headed "Share Option Scheme" in this Report of the Directors, no other equity-linked agreements were entered into by the Group, or existed during the year.

PURCHASE, SALE OR REDEMPTION OF THE COMPANY'S LISTED SECURITIES

During the year, the Company repurchased a total of 15,300,000 shares of the Company on the Stock Exchange of which 13,308,000 shares were subsequently cancelled by the Company. Subsequently, the Company had repurchased a total of 52,000 shares in the aggregate consideration of HK\$42,880 in January 2022. Details of the repurchases during the year are as follows:

Month of repurchase	Number of shares repurchased	Price per share		Aggregate price HK\$'000
		Highest HK\$	Lowest HK\$	
August 2021	1,204,000	0.82	0.79	974
September 2021	6,124,000	0.83	0.79	5,017
October 2021	3,620,000	0.83	0.81	2,976
November 2021	3,588,000	0.83	0.81	2,965
December 2021	764,000	0.85	0.81	646
	15,300,000			12,578

The repurchase of the Company's shares during the year was effected by the Directors, pursuant to the mandate from shareholders received at the annual general meeting of the Company for the year 2021, with a view to benefiting shareholders as a whole by enhancing the net asset value per share and earnings per share of the Company.

Except as disclosed above and the issue of shares of the Company as set out in note 29 to the financial statements, neither the Company, nor any of its subsidiaries purchased, sold or redeemed any of the Company's listed securities during the year.

REPORT OF THE DIRECTORS

EMOLUMENT POLICY

The remuneration committee reviews the emolument policy and structure for all remuneration of the directors and senior management of the Group, having regard to the Group's operating results, individual performance and comparable market statistics.

CORPORATE GOVERNANCE

The Company is committed to maintaining a high standard of corporate governance and has complied with the code provisions as set out in the Corporate Governance Code in Appendix 14 of the Listing Rules throughout the year ended 31 December 2021. Details are set out in the Corporate Governance Report on pages 22 to 33 of this annual report.

DISCLOSURE OF INFORMATION ON DIRECTORS

Changes in Directors' information which are required to be disclosed pursuant to Rule 13.51B(1) of the Listing Rules, are set out below:

Mr. Chan Chung Bun, Bunny is a director of Great Harvest Maeta Group Holdings Limited (a public listed company in Hong Kong) which has changed its name to Great Harvest Maeta Holdings Limited.

AUDITOR

Ernst & Young retire and a resolution for their reappointment as auditor of the Company will be proposed at the forthcoming annual general meeting.

ON BEHALF OF THE BOARD

Dr. Charles Yeung, GBS, JP
Chairman

Hong Kong, 23 March 2022



Our expert business specializes in quality apparels for our customers

INDEPENDENT AUDITOR'S REPORT



Ernst & Young
27/F, One Taikoo Place
979 King's Road
Quarry Bay, Hong Kong

安永會計師事務所
香港鰂魚涌英皇道979號
太古坊一座27樓

Tel 電話 : +852 2846 9888
Fax 傳真 : +852 2868 4432
ey.com

To the shareholders of Glorious Sun Enterprises Limited
(Incorporated in Bermuda with limited liability)

OPINION

We have audited the consolidated financial statements of Glorious Sun Enterprises Limited (the “Company”) and its subsidiaries (the “Group”) set out on pages 50 to 138, which comprise the consolidated statement of financial position as at 31 December 2021, and the consolidated statement of profit or loss, the consolidated statement of comprehensive income, the consolidated statement of changes in equity and the consolidated statement of cash flows for the year then ended, and notes to the consolidated financial statements, including a summary of significant accounting policies.

In our opinion, the consolidated financial statements give a true and fair view of the consolidated financial position of the Group as at 31 December 2021, and of its consolidated financial performance and its consolidated cash flows for the year then ended in accordance with Hong Kong Financial Reporting Standards (“HKFRSs”) issued by the Hong Kong Institute of Certified Public Accountants (“HKICPA”) and have been properly prepared in compliance with the disclosure requirements of the Hong Kong Companies Ordinance.

BASIS FOR OPINION

We conducted our audit in accordance with Hong Kong Standards on Auditing (“HKSAs”) issued by the HKICPA. Our responsibilities under those standards are further described in the *Auditor’s responsibilities for the audit of the consolidated financial statements* section of our report. We are independent of the Group in accordance with the HKICPA’s *Code of Ethics for Professional Accountants* (the “Code”), and we have fulfilled our other ethical responsibilities in accordance with the Code. We believe that the audit evidence we have obtained is sufficient and appropriate to provide a basis for our opinion.

KEY AUDIT MATTERS

Key audit matters are those matters that, in our professional judgement, were of most significance in our audit of the consolidated financial statements of the current period. These matters were addressed in the context of our audit of the consolidated financial statements as a whole, and in forming our opinion thereon, and we do not provide a separate opinion on these matters. For each matter below, our description of how our audit addressed the matter is provided in that context.

We have fulfilled the responsibilities described in the *Auditor’s responsibilities for the audit of the consolidated financial statements* section of our report, including in relation to these matters. Accordingly, our audit included the performance of procedures designed to respond to our assessment of the risks of material misstatement of the consolidated financial statements. The results of our audit procedures, including the procedures performed to address the matters below, provide the basis for our audit opinion on the accompanying consolidated financial statements.

INDEPENDENT AUDITOR'S REPORT

To the shareholders of Glorious Sun Enterprises Limited

(Incorporated in Bermuda with limited liability)

KEY AUDIT MATTERS (CONTINUED)

Key audit matter

How our audit addressed the key audit matter

Provision for expected credit losses on debt investments at amortised cost

The carrying value (before impairment allowance) of the Group's debt investments at amortised cost as at 31 December 2021 amounted to approximately HK\$590.6 million. The provision for expected credit losses ("ECLs") for debt investments at amortised cost carried as at 31 December 2021 was approximately HK\$107.8 million.

Management uses the general approach to calculate ECLs for debt investments at amortised cost.

Management has engaged an independent specialist to determine the calculation of ECLs.

The Group considers the available information which includes information about past events, current conditions and forecasts of future economic and industry specific conditions to estimate the ECLs and it involves significant judgements and estimates. The Group also assesses whether the credit risk on the debt investments at amortised cost has increased significantly.

The accounting policies and disclosures in relation to the provision for expected credit losses on debt investments at amortised cost are included in notes 2.4, 3 and 16 to the financial statements.

We reviewed the ECL calculation established by management, assisted by the external specialist engaged by the Group, and involved our internal valuation specialists to perform procedures to evaluate the Group's methodology and parameters of the ECLs model, including:

- checking to the respective credit rating of the debt investments at amortised cost;
- assessing the reasonableness of related parameters for the calculation of ECLs, including the probability of default, loss given default, exposure at default and the significant increases in credit risk, in response to macroeconomic changes;
- assessing the forward-looking information management used to determine ECLs, including the forecasts of macroeconomic variables, and the assumptions and different weights of multiple macroeconomic scenarios; and
- assessing the reasonableness of management judgements on whether the credit risk has increased significantly since initial recognition and whether credit impairment has occurred.

We assessed the competence, objectivity and independence of the external specialist engaged by the Group.

INDEPENDENT AUDITOR'S REPORT

To the shareholders of Glorious Sun Enterprises Limited

(Incorporated in Bermuda with limited liability)

KEY AUDIT MATTERS (CONTINUED)

Key audit matter

How our audit addressed the key audit matter

Provision for expected credit losses on trade receivables and contract assets

The carrying value (before impairment allowance) of the Group's trade receivables and contract assets as at 31 December 2021 amounted to approximately HK\$266.1 million and HK\$158.3 million, respectively. The provision for ECLs for trade receivables and contract assets carried as at 31 December 2021 was approximately HK\$14.7 million and HK\$3.3 million, respectively.

Management uses the simplified approach to calculate ECLs for trade receivables and contract assets.

Management has engaged an independent specialist to determine the calculation of ECLs.

The Group considers the available information which includes information about past events, current conditions and forecasts of future economic conditions to estimate the ECLs and it involves significant judgements and estimates.

The accounting policies and disclosures in relation to the provision for expected credit losses on trade receivables and contract assets are included in notes 2.4, 3, 19, and 21 to the financial statements.

We obtained and reviewed the ECL calculation established by management which was based on the Group's historical credit loss experience and adjusted for forward-looking factors specific to the economic environment.

We reviewed the ECL calculation assisted by the external specialist engaged by the Group, and involved our internal valuation specialists to assist us to evaluate the Group's estimation methodology of ECLs and check the parameters to external available data sources.

We assessed the competence, objectivity and independence of the external specialist engaged by the Group.

INDEPENDENT AUDITOR'S REPORT

To the shareholders of Glorious Sun Enterprises Limited

(Incorporated in Bermuda with limited liability)

OTHER INFORMATION INCLUDED IN THE ANNUAL REPORT

The directors of the Company are responsible for the other information. The other information comprises the information included in the Annual Report, other than the consolidated financial statements and our auditor's report thereon.

Our opinion on the consolidated financial statements does not cover the other information and we do not express any form of assurance conclusion thereon.

In connection with our audit of the consolidated financial statements, our responsibility is to read the other information and, in doing so, consider whether the other information is materially inconsistent with the consolidated financial statements or our knowledge obtained in the audit or otherwise appears to be materially misstated. If, based on the work we have performed, we conclude that there is a material misstatement of this other information, we are required to report that fact. We have nothing to report in this regard.

RESPONSIBILITIES OF THE DIRECTORS FOR THE CONSOLIDATED FINANCIAL STATEMENTS

The directors of the Company are responsible for the preparation of the consolidated financial statements that give a true and fair view in accordance with HKFRSs issued by the HKICPA and the disclosure requirements of the Hong Kong Companies Ordinance, and for such internal control as the directors determine is necessary to enable the preparation of consolidated financial statements that are free from material misstatement, whether due to fraud or error.

In preparing the consolidated financial statements, the directors of the Company are responsible for assessing the Group's ability to continue as a going concern, disclosing, as applicable, matters related to going concern and using the going concern basis of accounting unless the directors of the Company either intend to liquidate the Group or to cease operations or have no realistic alternative but to do so.

The directors of the Company are assisted by the Audit Committee in discharging their responsibilities for overseeing the Group's financial reporting process.

AUDITOR'S RESPONSIBILITIES FOR THE AUDIT OF THE CONSOLIDATED FINANCIAL STATEMENTS

Our objectives are to obtain reasonable assurance about whether the consolidated financial statements as a whole are free from material misstatement, whether due to fraud or error, and to issue an auditor's report that includes our opinion. Our report is made solely to you, as a body, in accordance with section 90 of the Bermuda Companies Act 1981, and for no other purpose. We do not assume responsibility towards or accept liability to any other person for the contents of this report.

Reasonable assurance is a high level of assurance, but is not a guarantee that an audit conducted in accordance with HKSAAs will always detect a material misstatement when it exists. Misstatements can arise from fraud or error and are considered material if, individually or in the aggregate, they could reasonably be expected to influence the economic decisions of users taken on the basis of these consolidated financial statements.

INDEPENDENT AUDITOR'S REPORT

To the shareholders of Glorious Sun Enterprises Limited

(Incorporated in Bermuda with limited liability)

AUDITOR'S RESPONSIBILITIES FOR THE AUDIT OF THE CONSOLIDATED FINANCIAL STATEMENTS *(CONTINUED)*

As part of an audit in accordance with HKSAAs, we exercise professional judgement and maintain professional scepticism throughout the audit. We also:

- Identify and assess the risks of material misstatement of the consolidated financial statements, whether due to fraud or error, design and perform audit procedures responsive to those risks, and obtain audit evidence that is sufficient and appropriate to provide a basis for our opinion. The risk of not detecting a material misstatement resulting from fraud is higher than for one resulting from error, as fraud may involve collusion, forgery, intentional omissions, misrepresentations, or the override of internal control.
- Obtain an understanding of internal control relevant to the audit in order to design audit procedures that are appropriate in the circumstances, but not for the purpose of expressing an opinion on the effectiveness of the Group's internal control.
- Evaluate the appropriateness of accounting policies used and the reasonableness of accounting estimates and related disclosures made by the directors.
- Conclude on the appropriateness of the directors' use of the going concern basis of accounting and, based on the audit evidence obtained, whether a material uncertainty exists related to events or conditions that may cast significant doubt on the Group's ability to continue as a going concern. If we conclude that a material uncertainty exists, we are required to draw attention in our auditor's report to the related disclosures in the consolidated financial statements or, if such disclosures are inadequate, to modify our opinion. Our conclusions are based on the audit evidence obtained up to the date of our auditor's report. However, future events or conditions may cause the Group to cease to continue as a going concern.
- Evaluate the overall presentation, structure and content of the consolidated financial statements, including the disclosures, and whether the consolidated financial statements represent the underlying transactions and events in a manner that achieves fair presentation.
- Obtain sufficient appropriate audit evidence regarding the financial information of the entities or business activities within the Group to express an opinion on the consolidated financial statements. We are responsible for the direction, supervision and performance of the group audit. We remain solely responsible for our audit opinion.

We communicate with the Audit Committee regarding, among other matters, the planned scope and timing of the audit and significant audit findings, including any significant deficiencies in internal control that we identify during our audit.

We also provide the Audit Committee with a statement that we have complied with relevant ethical requirements regarding independence and to communicate with them all relationships and other matters that may reasonably be thought to bear on our independence, and where applicable, actions taken to eliminate threats or safeguards applied.

INDEPENDENT AUDITOR'S REPORT

To the shareholders of Glorious Sun Enterprises Limited

(Incorporated in Bermuda with limited liability)

AUDITOR'S RESPONSIBILITIES FOR THE AUDIT OF THE CONSOLIDATED FINANCIAL STATEMENTS *(CONTINUED)*

From the matters communicated with the Audit Committee, we determine those matters that were of most significance in the audit of the consolidated financial statements of the current period and are therefore the key audit matters. We describe these matters in our auditor's report unless law or regulation precludes public disclosure about the matter or when, in extremely rare circumstances, we determine that a matter should not be communicated in our report because the adverse consequences of doing so would reasonably be expected to outweigh the public interest benefits of such communication.

The engagement partner on the audit resulting in this independent auditor's report is CHIU, Caroline Su Yuen.

Ernst & Young

Certified Public Accountants

Hong Kong

23 March 2022

CONSOLIDATED STATEMENT OF PROFIT OR LOSS

Year ended 31 December 2021

	Notes	2021 HK\$'000	2020 HK\$'000
REVENUE			
Revenue from contracts with customers		942,782	641,575
Revenue from other sources:			
Interest income from debt investments at amortised cost		33,235	43,593
Others		21,824	22,380
	5	997,841	707,548
Cost of sales		(831,594)	(567,855)
Gross profit		166,247	139,693
Other income and gains	5	103,391	74,937
Gain on derecognition of debt investments at amortised cost		–	3,544
Selling and distribution expenses		(18,906)	(19,789)
Administrative expenses		(82,285)	(79,489)
Other expenses		(4,982)	(11,948)
Impairment loss on debt investments at amortised cost, net (Impairment loss)/reversal of impairment loss on other financial and contract assets, net		(99,609)	(3,721)
Finance costs	6	(2,492)	(2,084)
Profit before tax	7	49,574	102,715
Income tax expenses	10	(6,413)	(4,598)
PROFIT FOR THE YEAR		43,161	98,117
Attributable to:			
Ordinary equity holders of the Company		36,996	90,018
Non-controlling interests		6,165	8,099
		43,161	98,117
EARNINGS PER SHARE ATTRIBUTABLE TO ORDINARY EQUITY HOLDERS OF THE COMPANY			
	12	HK cents	HK cents
Basic and diluted For profit for the year		2.40	5.89

CONSOLIDATED STATEMENT OF COMPREHENSIVE INCOME

Year ended 31 December 2021

	2021 HK\$'000	2020 HK\$'000
PROFIT FOR THE YEAR	43,161	98,117
OTHER COMPREHENSIVE (LOSS)/INCOME		
<i>Other comprehensive (loss)/income that may be reclassified to profit or loss in subsequent periods:</i>		
Exchange differences:		
Exchange differences on translation of financial information	444	55,955
Release of exchange reserve upon loss of control of a subsidiary	(46,500)	–
	(46,056)	55,955
Net other comprehensive (loss)/income that may be reclassified to profit or loss in subsequent periods	(46,056)	55,955
<i>Other comprehensive loss that will not be reclassified to profit or loss in subsequent periods:</i>		
Equity investments designated at fair value through other comprehensive income:		
Change in fair value	(14,344)	(1,759)
Income tax effect	(2)	4
	(14,346)	(1,755)
Net other comprehensive loss that will not be reclassified to profit or loss in subsequent periods	(14,346)	(1,755)
OTHER COMPREHENSIVE (LOSS)/INCOME FOR THE YEAR, NET OF TAX	(60,402)	54,200
TOTAL COMPREHENSIVE (LOSS)/INCOME FOR THE YEAR	(17,241)	152,317
Attributable to:		
Ordinary equity holders of the Company	(23,399)	142,699
Non-controlling interests	6,158	9,618
	(17,241)	152,317

CONSOLIDATED STATEMENT OF FINANCIAL POSITION

31 December 2021

	Notes	2021 HK\$'000	2020 HK\$'000
NON-CURRENT ASSETS			
Property, plant and equipment	13	15,753	12,997
Right-of-use assets	14(a)	23,627	27,221
Debt investments at amortised cost	16	222,125	583,153
Equity investments designated at fair value through other comprehensive income	17	7,818	349,110
Rental deposits	20	605	975
Deferred tax assets	28	9,988	9,214
Total non-current assets		279,916	982,670
CURRENT ASSETS			
Inventories	18	166,756	69,305
Debt investments at amortised cost	16	260,621	40,013
Equity investments designated at fair value through other comprehensive income	17	327,142	–
Trade receivables	19	251,382	136,420
Prepayments, deposits and other receivables	20	78,657	46,968
Contract assets	21	154,939	47,168
Due from related companies	22	5,381	5,874
Financial assets at fair value through profit or loss	23	–	87,784
Pledged deposits	24	–	18,582
Cash and cash equivalents	24	1,772,358	1,712,218
Total current assets		3,017,236	2,164,332
CURRENT LIABILITIES			
Trade payables	25	228,651	91,294
Contract liabilities	26	250,167	173,550
Other payables and accruals	26	262,640	203,858
Deferred income	26	1,822	–
Interest-bearing bank borrowings	27	19,400	17,720
Lease liabilities	14(b)	8,483	10,017
Tax payable		12,973	21,568
Total current liabilities		784,136	518,007
NET CURRENT ASSETS		2,233,100	1,646,325
TOTAL ASSETS LESS CURRENT LIABILITIES		2,513,016	2,628,995

CONSOLIDATED STATEMENT OF FINANCIAL POSITION

31 December 2021

	Notes	2021 HK\$'000	2020 HK\$'000
NON-CURRENT LIABILITIES			
Lease liabilities	14(b)	21,485	27,136
Deferred tax liabilities	28	1,269	1,050
Total non-current liabilities		22,754	28,186
Net assets		2,490,262	2,600,809
EQUITY			
Equity attributable to ordinary equity holders of the Company			
Issued capital	29	153,003	152,834
Reserves	31	2,313,824	2,425,518
		2,466,827	2,578,352
Non-controlling interests		23,435	22,457
Total equity		2,490,262	2,600,809

Charles Yeung, GBS, JP
Director

Yeung Chun Fan
Director

CONSOLIDATED STATEMENT OF CHANGES IN EQUITY

Year ended 31 December 2021

Attributable to ordinary equity holders of the Company											
Notes	Issued capital HK\$'000 (note 29)	Share premium account HK\$'000	Treasury shares HK\$'000 (note 31(iii))	Contributed surplus HK\$'000 (note 31(i))	Fair value reserve of financial assets at fair value through other comprehensive income HK\$'000	Exchange fluctuation reserve HK\$'000	Other reserves HK\$'000 (note 31(iii))	Retained profits HK\$'000	Total HK\$'000	Non-controlling interests HK\$'000	Total equity HK\$'000
At 1 January 2021	152,834	733,815	-	377,567	(2,736)	57,941	11,011	1,247,920	2,578,352	22,457	2,600,809
Profit for the year	-	-	-	-	-	-	-	36,996	36,996	6,165	43,161
Other comprehensive loss for the year:											
Change in fair value of equity investments at fair value through other comprehensive income	-	-	-	-	(14,358)	-	-	-	(14,358)	12	(14,346)
Exchange differences on translation of financial information	-	-	-	-	-	463	-	-	463	(19)	444
Release of exchange reserve upon loss of control of a subsidiary	-	-	-	-	-	(46,500)	-	-	(46,500)	-	(46,500)
Total comprehensive loss for the year	-	-	-	-	(14,358)	(46,037)	-	36,996	(23,399)	6,158	(17,241)
Dividends paid to non-controlling shareholders	-	-	-	-	-	-	-	-	-	(13,592)	(13,592)
Contribution from non-controlling shareholders	-	-	-	-	-	-	-	-	-	3,467	3,467
Issue of shares	29	1,500	16,500	-	-	-	-	-	18,000	-	18,000
Share issue expenses	29	-	(404)	-	-	-	-	-	(404)	-	(404)
Shares repurchased	31(ii)	-	-	(12,578)	-	-	-	-	(12,578)	-	(12,578)
Cancellation of shares repurchased	31(ii)	(1,331)	(9,586)	10,917	-	-	-	-	-	-	-
Final 2020 dividend	11	-	-	-	-	-	-	(64,820)	(64,820)	-	(64,820)
Interim 2021 dividend	11	-	-	-	-	-	-	(30,803)	(30,803)	-	(30,803)
Deemed disposal of partial interest in a subsidiary	35	-	-	-	-	-	2,479	-	2,479	4,945	7,424
Transfer within reserves	-	-	-	-	-	-	(3,055)	3,055	-	-	-
At 31 December 2021	153,003	740,325*	(1,661)*	377,567*	(17,094)*	11,904*	10,435*	1,192,348*	2,466,827	23,435	2,490,262

* These reserve accounts comprise the consolidated reserves of HK\$2,313,824,000 (2020: HK\$2,425,518,000) in the consolidated statement of financial position.

CONSOLIDATED STATEMENT OF CHANGES IN EQUITY

Year ended 31 December 2021

	Attributable to ordinary equity holders of the Company											
	Note	Issued capital HK\$'000 (note 29)	Share premium account HK\$'000	Treasury shares HK\$'000 (note 31(ii))	Contributed surplus HK\$'000 (note 31(i))	Fair value reserve of financial assets at fair value through other comprehensive income HK\$'000	Exchange fluctuation reserve HK\$'000	Other reserves HK\$'000 (note 31(iii))	Retained profits HK\$'000	Total HK\$'000	Non- controlling interests HK\$'000	Total equity HK\$'000
At 1 January 2020		152,834	733,815	-	377,567	(382)	3,513	9,975	1,237,804	2,515,126	17,350	2,532,476
Profit for the year		-	-	-	-	-	-	-	90,018	90,018	8,099	98,117
Other comprehensive income for the year:												
Change in fair value of equity investments at fair value through other comprehensive income		-	-	-	-	(1,747)	-	-	-	(1,747)	(8)	(1,755)
Exchange differences on translation of financial information		-	-	-	-	-	54,428	-	-	54,428	1,527	55,955
Total comprehensive income for the year		-	-	-	-	(1,747)	54,428	-	90,018	142,699	9,618	152,317
Dividends paid to non-controlling shareholders		-	-	-	-	-	-	-	-	-	(4,511)	(4,511)
Transfer of fair value reserve upon the disposal of equity investments at fair value through other comprehensive income		-	-	-	-	(607)	-	-	607	-	-	-
Final 2019 dividend	11	-	-	-	-	-	-	-	(51,963)	(51,963)	-	(51,963)
Interim 2020 dividend	11	-	-	-	-	-	-	-	(27,510)	(27,510)	-	(27,510)
Transfer within reserves		-	-	-	-	-	-	1,036	(1,036)	-	-	-
At 31 December 2020		152,834	733,815*	-*	377,567*	(2,736)*	57,941*	11,011*	1,247,920*	2,578,352	22,457	2,600,809

CONSOLIDATED STATEMENT OF CASH FLOWS

Year ended 31 December 2021

	Notes	2021 HK\$'000	2020 HK\$'000
CASH FLOWS FROM OPERATING ACTIVITIES			
Profit before tax		49,574	102,715
Adjustments for:			
Finance costs		2,492	2,084
Bank interest income	5	(21,540)	(21,574)
Fair value gain on financial assets at fair value through profit or loss	5	(2,370)	(1,977)
Depreciation of property, plant and equipment	13	2,499	1,856
Depreciation of right-of-use assets	14(c)	6,550	10,880
Impairment of items of property, plant and equipment	13	–	379
Gain on termination of a tenancy agreement	5	(51)	(20)
COVID-19-related rent concessions from lessors	14(c)	(1,989)	(1,177)
Impairment of right-of-use assets	14(c)	–	3,909
Loss on disposal of items of property, plant and equipment, net		4	24
Gain on derecognition of debt investments at amortised cost		–	(3,544)
(Reversal of provision)/provision for inventories, net		(2,553)	5,393
Impairment of debt investment at amortised cost, net		99,609	3,721
Impairment of trade receivables, net		9,976	1,274
Impairment/(reversal of impairment) of contract assets, net		2,424	(2,354)
Reversal of impairment of financial assets included in prepayments, deposits and other receivables, net		(342)	(959)
(Reversal of impairment)/impairment of amounts due from related companies, net		(268)	467
Impairment of goodwill		–	4,579
Gain on deconsolidation of a subsidiary upon loss of control		(46,500)	–
Effect of foreign exchange rate changes, net		(6,747)	(14,163)
		90,768	91,513
Increase in inventories		(93,346)	(4,964)
(Increase)/decrease in contract assets		(109,010)	19,920
(Increase)/decrease in trade receivables		(121,829)	28,460
(Increase)/decrease in prepayments, deposits and other receivables		(30,272)	15,855
Decrease in debt investments at amortised cost		621	1,259
Decrease/(increase) in amounts due from related companies		760	(4,188)
Increase/(decrease) in trade payables		135,688	(63,296)
Increase in contract liabilities		72,545	121,110
Increase/(decrease) in other payables and accruals		48,266	(18,032)
Increase in deferred income		1,822	–
Cash (used in)/generated from operations		(3,987)	187,637
Interest paid	6	(2,492)	(2,084)
Hong Kong profits tax (paid)/refunded		(12,326)	3,655
Taxes paid outside Hong Kong		(3,307)	(2,589)
Net cash flows (used in)/from operating activities		(22,112)	186,619

CONSOLIDATED STATEMENT OF CASH FLOWS

Year ended 31 December 2021

	Notes	2021 HK\$'000	2020 HK\$'000
CASH FLOWS FROM INVESTING ACTIVITIES			
Bank interest received		21,540	21,574
Purchases of property, plant and equipment	13	(5,121)	(2,506)
Changes in financial assets at fair value through profit or loss		90,249	(80,540)
Proceeds from disposal and redemption of debt investments at amortised cost		40,189	410,575
Proceeds from disposal of equity investments designated at fair value through other comprehensive income		–	448,315
Proceeds from disposal of items of property, plant and equipment		154	33
Decrease/(increase) in pledged bank deposits		18,582	(1,496)
Net cash flows from investing activities		165,593	795,955
CASH FLOWS FROM FINANCING ACTIVITIES			
Proceed from issuance of shares		18,000	–
Share issue expenses		(404)	–
Shares repurchased		(12,578)	–
New bank loans		51,562	11,111
Repayment of bank loans		(50,184)	(10,556)
Principal portion of lease payments		(8,205)	(10,829)
Proceeds from deemed disposal of partial interest in a subsidiary		7,424	–
Dividends paid		(92,804)	(79,473)
Dividends paid to non-controlling shareholders		(5,783)	(4,511)
Net cash flows used in financing activities		(92,972)	(94,258)
NET INCREASE IN CASH AND CASH EQUIVALENTS		50,509	888,316
Cash and cash equivalents at beginning of year		1,712,218	734,736
Effect of foreign exchange rate changes, net		9,631	89,166
CASH AND CASH EQUIVALENTS AT END OF YEAR		1,772,358	1,712,218
ANALYSIS OF BALANCES OF CASH AND CASH EQUIVALENTS			
Cash and bank balances	24	337,528	208,598
Non-pledged time deposits		1,434,830	1,503,620
Cash and cash equivalents as stated in the consolidated statement of financial position		1,772,358	1,712,218

NOTES TO FINANCIAL STATEMENTS

31 December 2021

1. CORPORATE AND GROUP INFORMATION

Glorious Sun Enterprises Limited (the “Company”) is a limited liability company incorporated in Bermuda. The head office and principal place of business of the Company is located at 38/F., One Kowloon, 1 Wang Yuen Street, Kowloon Bay, Hong Kong.

During the year, the Group was involved in financial investments, interior decoration and renovation, and export and retailing of casual wear.

Information about subsidiaries

Particulars of the Company’s principal subsidiaries are as follows:

Name	Place of incorporation/ registration and business	Issued ordinary/ registered share capital	Percentage of equity attributable to the Company		Principal activities
			Direct	Indirect	
Glorious Sun Enterprises (BVI) Limited	British Virgin Islands/ Hong Kong	US\$200	100	–	Investment holding and financial investments
Pacific Potential Trading Company Limited	Hong Kong	HK\$200,000	–	100	Provision of agency services and trading of apparel
Rand Design Limited	Hong Kong	HK\$1	–	100	Garment design and trading of apparel
Shijiazhuang Changhong Building Decoration Engineering Company Limited (“Shijiazhuang Changhong”) (石家莊常宏建築裝飾工程有限公司)*®	Mainland China/ Hong Kong	RMB50,000,000	–	58.5	Provision of interior decoration and renovation services
G.S. Ventures (H.K.) Limited	Hong Kong	HK\$1	–	100	Retailing of casual wear and franchise business
Smart Empire Asset Management Limited (“Smart Empire”)	Hong Kong	HK\$5,000,000	–	100	Asset management and provision of consulting services

* Registered as a Sino-foreign equity joint venture under PRC law

® Official name of this entity is in Chinese. The English translation of the name is for identification purpose only.

The above table lists the subsidiaries of the Company which, in the opinion of the Directors, principally affected the results for the year or formed a substantial portion of the net assets of the Group. To give details of other subsidiaries would, in the opinion of the Directors, result in particulars of excessive length.

NOTES TO FINANCIAL STATEMENTS

31 December 2021

2.1 BASIS OF PREPARATION

These financial statements have been prepared in accordance with Hong Kong Financial Reporting Standards (“HKFRSs”) (which include all Hong Kong Financial Reporting Standards, Hong Kong Accounting Standards (“HKASs”) and Interpretations) issued by the Hong Kong Institute of Certified Public Accountants (“HKICPA”), accounting principles generally accepted in Hong Kong and the disclosure requirements of the Hong Kong Companies Ordinance. They have been prepared under the historical cost convention, except for certain investments which have been measured at fair value.

These financial statements are presented in Hong Kong dollars (“HK\$”) and all values are rounded to the nearest thousand (HK\$’000) except when otherwise indicated.

Basis of consolidation

The consolidated financial statements include the financial statements of the Company and its subsidiaries (collectively referred to as the “Group”) for the year ended 31 December 2021. A subsidiary is an entity (including a structured entity), directly or indirectly, controlled by the Company. Control is achieved when the Group is exposed, or has rights, to variable returns from its involvement with the investee and has the ability to affect those returns through its power over the investee (i.e., existing rights that give the Group the current ability to direct the relevant activities of the investee).

When the Company has, directly or indirectly, less than a majority of the voting or similar rights of an investee, the Group considers all relevant facts and circumstances in assessing whether it has power over an investee, including:

- (a) the contractual arrangement with the other vote holders of the investee;
- (b) rights arising from other contractual arrangements; and
- (c) the Group’s voting rights and potential voting rights.

The financial statements of the subsidiaries are prepared for the same reporting period as the Company, using consistent accounting policies. The results of subsidiaries are consolidated from the date on which the Group obtains control, and continue to be consolidated until the date that such control ceases.

Profit or loss and each component of other comprehensive income are attributed to the ordinary equity holders of the Company and to the non-controlling interests, even if this results in the non-controlling interests having a deficit balance. All intra-group assets and liabilities, equity, income and expenses and cash flows relating to transactions between members of the Group are eliminated in full on consolidation.

The Group reassesses whether or not it controls an investee if facts and circumstances indicate that there are changes to one or more of the three elements of control described above. A change in the ownership interest of a subsidiary, without a loss of control, is accounted for as an equity transaction.

If the Group loses control over a subsidiary, it derecognises (i) the assets (including goodwill) and liabilities of the subsidiary, (ii) the carrying amount of any non-controlling interest and (iii) the cumulative translation differences recorded in equity; and recognises (i) the fair value of the consideration received, (ii) the fair value of any investment retained and (iii) any resulting surplus or deficit in profit or loss. The Group’s share of components previously recognised in other comprehensive income is reclassified to profit or loss or retained profits, as appropriate, on the same basis as would be required if the Group had directly disposed of the related assets or liabilities.

NOTES TO FINANCIAL STATEMENTS

31 December 2021

2.2 CHANGES IN ACCOUNTING POLICIES AND DISCLOSURES

The Group has adopted the following revised HKFRSs for the first time for the current year's financial statements.

Amendments to HKFRS 9, HKAS 39, HKFRS 7, HKFRS 4 and HKFRS 16	<i>Interest Rate Benchmark Reform – Phase 2</i>
Amendment to HKFRS 16	<i>COVID-19-Related Rent Concessions beyond 30 June 2021</i> (early adopted)

The nature and the impact of the revised HKFRSs are described below:

Amendments to HKFRS 9, HKAS 39, HKFRS 7, HKFRS 4 and HKFRS 16

Amendments to HKFRS 9, HKAS 39, HKFRS 7, HKFRS 4 and HKFRS 16 address issues not dealt with in the previous amendments which affect financial reporting when an existing interest rate benchmark is replaced with an alternative risk-free rate (“RFR”). The amendments provide a practical expedient to allow the effective interest rate to be updated without adjusting the carrying amount of financial assets and liabilities when accounting for changes in the basis for determining the contractual cash flows of financial assets and liabilities, if the change is a direct consequence of the interest rate benchmark reform and the new basis for determining the contractual cash flows is economically equivalent to the previous basis immediately preceding the change. In addition, the amendments permit changes required by the interest rate benchmark reform to be made to hedge designations and hedge documentation without the hedging relationship being discontinued. Any gains or losses that could arise on transition are dealt with through the normal requirements of HKFRS 9 to measure and recognise hedge ineffectiveness. The amendments also provide a temporary relief to entities from having to meet the separately identifiable requirement when an RFR is designated as a risk component. The relief allows an entity, upon designation of the hedge, to assume that the separately identifiable requirement is met, provided the entity reasonably expects the RFR risk component to become separately identifiable within the next 24 months. Furthermore, the amendments require an entity to disclose additional information to enable users of financial statements to understand the effect of interest rate benchmark reform on an entity's financial instruments and risk management strategy.

The Group's interest-bearing bank borrowings were at fixed interest rates as at 31 December 2021. The amendments did not have a significant financial impact on the Group's financial statements.

Amendment to HKFRS 16

Amendment to HKFRS 16 issued in April 2021 extends the availability of the practical expedient for lessees to elect not to apply lease modification accounting for rent concessions arising as a direct consequence of the COVID-19 pandemic by 12 months. Accordingly, the practical expedient applies to rent concessions for which any reduction in lease payments affects only payments originally due on or before 30 June 2022, provided that the other conditions for applying the practical expedient are met. The amendment is effective retrospectively for annual periods beginning on or after 1 April 2021 with any cumulative effect of initially applying the amendment recognised as an adjustment to the opening balance of retained profits at the beginning of the current accounting period. Earlier application is permitted.

The Group has early adopted the amendment on 1 January 2021 and applied the practical expedient during the year ended 31 December 2021 to all rent concessions granted by the lessors that affected only payments originally due on or before 30 June 2022 as a direct consequence of the COVID-19 pandemic. A reduction in the lease payments arising from the rent concessions of HK\$1,989,000 has been accounted for as a variable lease payment by derecognising part of the lease liabilities and crediting to profit or loss for the year ended 31 December 2021. There was no impact on the opening balance of equity as at 1 January 2021.

NOTES TO FINANCIAL STATEMENTS

31 December 2021

2.3 ISSUED BUT NOT YET EFFECTIVE HONG KONG FINANCIAL REPORTING STANDARDS

The Group has not applied the following new and revised HKFRSs, that have been issued but are not yet effective, in these financial statements.

Amendments to HKFRS 3	<i>Reference to the Conceptual Framework</i> ¹
Amendments to HKFRS 10 and HKAS 28 (2011)	<i>Sale or Contribution of Assets between an Investor and its Associate or Joint Venture</i> ³
HKFRS 17	<i>Insurance Contracts</i> ²
Amendments to HKFRS 17	<i>Initial Application of HKFRS 17 and HKFRS 9 – Comparative Information</i> ²
Amendments to HKFRS 17	<i>Insurance Contracts</i> ^{2, 5}
Amendments to HKAS 1	<i>Classification of Liabilities as Current or Non-current</i> ^{2, 4}
Amendments to HKAS 1 and HKFRS Practice Statement 2	<i>Disclosure of Accounting Policies</i> ²
Amendments to HKAS 8	<i>Definition of Accounting Estimates</i> ²
Amendments to HKAS 12	<i>Deferred Tax related to Assets and Liabilities arising from a Single Transaction</i> ²
Amendments to HKAS 16	<i>Property, Plant and Equipment: Proceeds before Intended Use</i> ¹
Amendments to HKAS 37	<i>Onerous Contracts – Cost of Fulfilling a Contract</i> ¹
<i>Annual Improvements to HKFRSs 2018–2020</i>	Amendments to HKFRS 1, HKFRS 9, Illustrative Examples accompanying HKFRS 16, and HKAS 41 ¹

¹ Effective for annual periods beginning on or after 1 January 2022

² Effective for annual periods beginning on or after 1 January 2023

³ No mandatory effective date yet determined but available for adoption

⁴ As a consequence of the amendments to HKAS 1, Hong Kong Interpretation 5 *Presentation of Financial Statements – Classification by the Borrower of a Term Loan that Contains a Repayment on Demand Clause* was revised in October 2020 to align the corresponding wording with no change in conclusion

⁵ As a consequence of the amendments to HKFRS 17 issued in October 2020, HKFRS 4 was amended to extend the temporary exemption that permits insurers to apply HKAS 39 rather than HKFRS 9 for annual periods beginning before 1 January 2023

Further information about those HKFRSs that are expected to be applicable to the Group is described below.

NOTES TO FINANCIAL STATEMENTS

31 December 2021

2.3 ISSUED BUT NOT YET EFFECTIVE HONG KONG FINANCIAL REPORTING STANDARDS (CONTINUED)

Amendments to HKFRS 3 are intended to replace a reference to the previous *Framework for the Preparation and Presentation of Financial Statements* with a reference to the *Conceptual Framework for Financial Reporting* issued in June 2018 without significantly changing its requirements. The amendments also add to HKFRS 3 an exception to its recognition principle for an entity to refer to the Conceptual Framework to determine what constitutes an asset or a liability. The exception specifies that, for liabilities and contingent liabilities that would be within the scope of HKAS 37 or HK(IFRIC)-Int 21 if they were incurred separately rather than assumed in a business combination, an entity applying HKFRS 3 should refer to HKAS 37 or HK(IFRIC)-Int 21 respectively instead of the Conceptual Framework. Furthermore, the amendments clarify that contingent assets do not qualify for recognition at the acquisition date. The Group expects to adopt the amendments prospectively from 1 January 2022. Since the amendments apply prospectively to business combinations for which the acquisition date is on or after the date of first application, the Group will not be affected by these amendments on the date of transition.

Amendments to HKFRS 10 and HKAS 28 (2011) address an inconsistency between the requirements in HKFRS 10 and in HKAS 28 (2011) in dealing with the sale or contribution of assets between an investor and its associate or joint venture. The amendments require a full recognition of a gain or loss resulting from a downstream transaction when the sale or contribution of assets between an investor and its associate or joint venture constitutes a business. For a transaction involving assets that do not constitute a business, a gain or loss resulting from the transaction is recognised in the investor's profit or loss only to the extent of the unrelated investor's interest in that associate or joint venture. The amendments are to be applied prospectively. The previous mandatory effective date of amendments to HKFRS 10 and HKAS 28 (2011) was removed by the HKICPA in January 2016 and a new mandatory effective date will be determined after the completion of a broader review of accounting for associates and joint ventures. However, the amendments are available for adoption now.

Amendments to HKAS 1 *Classification of Liabilities as Current or Non-current* clarify the requirements for classifying liabilities as current or non-current. The amendments specify that if an entity's right to defer settlement of a liability is subject to the entity complying with specified conditions, the entity has a right to defer settlement of the liability at the end of the reporting period if it complies with those conditions at that date. Classification of a liability is unaffected by the likelihood that the entity will exercise its right to defer settlement of the liability. The amendments also clarify the situations that are considered a settlement of a liability. The amendments are effective for annual periods beginning on or after 1 January 2023 and shall be applied retrospectively. Earlier application is permitted. The amendments are not expected to have any significant impact on the Group's financial statements.

Amendments to HKAS 1 *Disclosure of Accounting Policies* require entities to disclose their material accounting policy information rather than their significant accounting policies. Accounting policy information is material if, when considered together with other information included in an entity's financial statements, it can reasonably be expected to influence decisions that the primary users of general purpose financial statements make on the basis of those financial statements. Amendments to HKFRS Practice Statement 2 provide non-mandatory guidance on how to apply the concept of materiality to accounting policy disclosures. Amendments to HKAS 1 are effective for annual periods beginning on or after 1 January 2023 and earlier application is permitted. Since the guidance provided in the amendments to HKFRS Practice Statement 2 is non-mandatory, an effective date for these amendments is not necessary. The Group is currently assessing the impact of the amendments on the Group's accounting policy disclosures.

NOTES TO FINANCIAL STATEMENTS

31 December 2021

2.3 ISSUED BUT NOT YET EFFECTIVE HONG KONG FINANCIAL REPORTING STANDARDS (CONTINUED)

Amendments to HKAS 8 clarify the distinction between changes in accounting estimates and changes in accounting policies. Accounting estimates are defined as monetary amounts in financial statements that are subject to measurement uncertainty. The amendments also clarify how entities use measurement techniques and inputs to develop accounting estimates. The amendments are effective for annual reporting periods beginning on or after 1 January 2023 and apply to changes in accounting policies and changes in accounting estimates that occur on or after the start of that period. Earlier application is permitted. The amendments are not expected to have any significant impact on the Group's financial statements.

Amendments to HKAS 12 narrow the scope of the initial recognition exception so that it no longer applies to transactions that give rise to equal taxable and deductible temporary differences, such as leases and decommissioning obligations. Therefore, entities are required to recognise a deferred tax asset and a deferred tax liability for temporary differences arising from these transactions. The amendments are effective for annual reporting periods beginning on or after 1 January 2023 and shall be applied to transactions related to leases and decommissioning obligations at the beginning of the earliest comparative period presented, with any cumulative effect recognised as an adjustment to the opening balance of retained profits or other component of equity as appropriate at that date. In addition, the amendments shall be applied prospectively to transactions other than leases and decommissioning obligations. Earlier application is permitted. The amendments are not expected to have any significant impact on the Group's financial statements.

Amendments to HKAS 16 prohibit an entity from deducting from the cost of an item of property, plant and equipment any proceeds from selling items produced while bringing that asset to the location and condition necessary for it to be capable of operating in the manner intended by management. Instead, an entity recognises the proceeds from selling any such items, and the cost of those items, in profit or loss. The amendments are effective for annual periods beginning on or after 1 January 2022 and shall be applied retrospectively only to items of property, plant and equipment made available for use on or after the beginning of the earliest period presented in the financial statements in which the entity first applies the amendments. Earlier application is permitted. The amendments are not expected to have any significant impact on the Group's financial statements.

Amendments to HKAS 37 clarify that for the purpose of assessing whether a contract is onerous under HKAS 37, the cost of fulfilling the contract comprises the costs that relate directly to the contract. Costs that relate directly to a contract include both the incremental costs of fulfilling that contract (e.g., direct labour and materials) and an allocation of other costs that relate directly to fulfilling that contract (e.g., an allocation of the depreciation charge for an item of property, plant and equipment used in fulfilling the contract as well as contract management and supervision costs). General and administrative costs do not relate directly to a contract and are excluded unless they are explicitly chargeable to the counterparty under the contract. The amendments are effective for annual periods beginning on or after 1 January 2022 and shall be applied to contracts for which an entity has not yet fulfilled all its obligations at the beginning of the annual reporting period in which it first applies the amendments. Earlier application is permitted. Any cumulative effect of initially applying the amendments shall be recognised as an adjustment to the opening equity at the date of initial application without restating the comparative information. The amendments are not expected to have any significant impact on the Group's financial statements.

NOTES TO FINANCIAL STATEMENTS

31 December 2021

2.3 ISSUED BUT NOT YET EFFECTIVE HONG KONG FINANCIAL REPORTING STANDARDS (CONTINUED)

Annual Improvements to HKFRSs 2018–2020 sets out amendments to HKFRS 1, HKFRS 9, Illustrative Examples accompanying HKFRS 16, and HKAS 41. Details of the amendments that are expected to be applicable to the Group are as follows:

- HKFRS 9 *Financial Instruments*: clarifies the fees that an entity includes when assessing whether the terms of a new or modified financial liability are substantially different from the terms of the original financial liability. These fees include only those paid or received between the borrower and the lender, including fees paid or received by either the borrower or lender on the other's behalf. An entity applies the amendment to financial liabilities that are modified or exchanged on or after the beginning of the annual reporting period in which the entity first applies the amendment. The amendment is effective for annual periods beginning on or after 1 January 2022. Earlier application is permitted. The amendment is not expected to have a significant impact on the Group's financial statements.
- HKFRS 16 *Leases*: removes the illustration of payments from the lessor relating to leasehold improvements in Illustrative Example 13 accompanying HKFRS 16. This removes potential confusion regarding the treatment of lease incentives when applying HKFRS 16.

2.4 SUMMARY OF SIGNIFICANT ACCOUNTING POLICIES

Business combinations and goodwill

Business combinations are accounted for using the acquisition method. The consideration transferred is measured at the acquisition date fair value which is the sum of the acquisition date fair values of assets transferred by the Group, liabilities assumed by the Group to the former owners of the acquiree and the equity interests issued by the Group in exchange for control of the acquiree. For each business combination, the Group elects whether to measure the non-controlling interests in the acquiree that are present ownership interests and entitle their holders to a proportionate share of net assets in the event of liquidation at fair value or at the proportionate share of the acquiree's identifiable net assets. All other components of non-controlling interests are measured at fair value. Acquisition-related costs are expensed as incurred.

The Group determines that it has acquired a business when the acquired set of activities and assets includes an input and a substantive process that together significantly contribute to the ability to create outputs.

When the Group acquires a business, it assesses the financial assets and liabilities assumed for appropriate classification and designation in accordance with the contractual terms, economic circumstances and pertinent conditions as at the acquisition date. This includes the separation of embedded derivatives in host contracts of the acquiree.

If the business combination is achieved in stages, the previously held equity interest is remeasured at its acquisition date fair value and any resulting gain or loss is recognised in profit or loss.

NOTES TO FINANCIAL STATEMENTS

31 December 2021

2.4 SUMMARY OF SIGNIFICANT ACCOUNTING POLICIES (CONTINUED)

Business combinations and goodwill *(continued)*

Any contingent consideration to be transferred by the acquirer is recognised at fair value at the acquisition date. Contingent consideration classified as an asset or liability is measured at fair value with changes in fair value recognised in profit or loss. Contingent consideration that is classified as equity is not remeasured and subsequent settlement is accounted for within equity.

Goodwill is initially measured at cost, being the excess of the aggregate of the consideration transferred, the amount recognised for non-controlling interests and any fair value of the Group's previously held equity interests in the acquiree over the identifiable net assets acquired and liabilities assumed. If the sum of this consideration and other items is lower than the fair value of the net assets acquired, the difference is, after reassessment, recognised in profit or loss as a gain on bargain purchase.

After initial recognition, goodwill is measured at cost less any accumulated impairment losses. Goodwill is tested for impairment annually or more frequently if events or changes in circumstances indicate that the carrying value may be impaired. The Group performs its annual impairment test of goodwill as at 31 December. For the purpose of impairment testing, goodwill acquired in a business combination is, from the acquisition date, allocated to each of the Group's cash-generating units, or groups of cash-generating units, that are expected to benefit from the synergies of the combination, irrespective of whether other assets or liabilities of the Group are assigned to those units or groups of units.

Impairment is determined by assessing the recoverable amount of the cash-generating unit (group of cash-generating units) to which the goodwill relates. Where the recoverable amount of the cash-generating unit (group of cash-generating units) is less than the carrying amount, an impairment loss is recognised. An impairment loss recognised for goodwill is not reversed in a subsequent period.

Where goodwill has been allocated to a cash-generating unit (or group of cash-generating units) and part of the operation within that unit is disposed of, the goodwill associated with the operation disposed of is included in the carrying amount of the operation when determining the gain or loss on the disposal. Goodwill disposed of in these circumstances is measured based on the relative value of the operation disposed of and the portion of the cash-generating unit retained.

Fair value measurement

The Group measures its equity investments at fair value through other comprehensive income and financial assets at fair value through profit or loss at the end of each reporting period. Fair value is the price that would be received to sell an asset or paid to transfer a liability in an orderly transaction between market participants at the measurement date. The fair value measurement is based on the presumption that the transaction to sell the asset or transfer the liability takes place either in the principal market for the asset or liability, or in the absence of a principal market, in the most advantageous market for the asset or liability. The principal or the most advantageous market must be accessible by the Group. The fair value of an asset or a liability is measured using the assumptions that market participants would use when pricing the asset or liability, assuming that market participants act in their economic best interest.

NOTES TO FINANCIAL STATEMENTS

31 December 2021

2.4 SUMMARY OF SIGNIFICANT ACCOUNTING POLICIES (CONTINUED)

Fair value measurement (continued)

A fair value measurement of a non-financial asset takes into account a market participant's ability to generate economic benefits by using the asset in its highest and best use or by selling it to another market participant that would use the asset in its highest and best use.

The Group uses valuation techniques that are appropriate in the circumstances and for which sufficient data are available to measure fair value, maximising the use of relevant observable inputs and minimising the use of unobservable inputs.

All assets and liabilities for which fair value is measured or disclosed in the financial statements are categorised within the fair value hierarchy, described as follows, based on the lowest level input that is significant to the fair value measurement as a whole:

- Level 1 – based on quoted prices (unadjusted) in active markets for identical assets or liabilities
- Level 2 – based on valuation techniques for which the lowest level input that is significant to the fair value measurement is observable, either directly or indirectly
- Level 3 – based on valuation techniques for which the lowest level input that is significant to the fair value measurement is unobservable

For assets and liabilities that are recognised in the financial statements on a recurring basis, the Group determines whether transfers have occurred between levels in the hierarchy by reassessing categorisation (based on the lowest level input that is significant to the fair value measurement as a whole) at the end of each reporting period.

Impairment of non-financial assets

Where an indication of impairment exists, or when annual impairment testing for an asset is required (other than inventories, contract assets, deferred tax assets and financial assets), the asset's recoverable amount is estimated. An asset's recoverable amount is the higher of the asset's or cash-generating unit's value in use and its fair value less costs of disposal, and is determined for an individual asset, unless the asset does not generate cash inflows that are largely independent of those from other assets or groups of assets, in which case the recoverable amount is determined for the cash-generating unit to which the asset belongs. In testing a cash-generating unit for impairment, a portion of the carrying amount of a corporate asset (e.g., a headquarters building) is allocated to an individual cash-generating unit if it can be allocated on a reasonable and consistent basis or, otherwise, to the smallest group of cash-generating units.

An impairment loss is recognised only if the carrying amount of an asset exceeds its recoverable amount. In assessing value in use, the estimated future cash flows are discounted to their present value using a pre-tax discount rate that reflects current market assessments of the time value of money and the risks specific to the asset. An impairment loss is charged to the statement of profit or loss in the period in which it arises in those expense categories consistent with the function of the impaired asset.

NOTES TO FINANCIAL STATEMENTS

31 December 2021

2.4 SUMMARY OF SIGNIFICANT ACCOUNTING POLICIES (CONTINUED)

Impairment of non-financial assets (continued)

An assessment is made at the end of each reporting period as to whether there is an indication that previously recognised impairment losses may no longer exist or may have decreased. If such an indication exists, the recoverable amount is estimated. A previously recognised impairment loss of an asset other than goodwill is reversed only if there has been a change in the estimates used to determine the recoverable amount of that asset, but not to an amount higher than the carrying amount that would have been determined (net of any depreciation/amortisation) had no impairment loss been recognised for the asset in prior years. A reversal of such an impairment loss is credited to the statement of profit or loss in the period in which it arises.

Related parties

A party is considered to be related to the Group if:

- (a) the party is a person or a close member of that person's family and that person
 - (i) has control or joint control over the Group;
 - (ii) has significant influence over the Group; or
 - (iii) is a member of the key management personnel of the Group or of a parent of the Group;
- or
- (b) the party is an entity where any of the following conditions applies:
 - (i) the entity and the Group are members of the same group;
 - (ii) one entity is an associate or joint venture of the other entity (or of a parent, subsidiary or fellow subsidiary of the other entity);
 - (iii) the entity and the Group are joint ventures of the same third party;
 - (iv) one entity is a joint venture of a third entity and the other entity is an associate of the third entity;
 - (v) the entity is a post-employment benefit plan for the benefit of employees of either the Group or an entity related to the Group;
 - (vi) the entity is controlled or jointly controlled by a person identified in (a);
 - (vii) a person identified in (a)(i) has significant influence over the entity or is a member of the key management personnel of the entity (or of a parent of the entity); and
 - (viii) the entity, or any member of a group of which it is a part, provides key management personnel services to the Group or to the parent of the Group.

NOTES TO FINANCIAL STATEMENTS

31 December 2021

2.4 SUMMARY OF SIGNIFICANT ACCOUNTING POLICIES (CONTINUED)

Property, plant and equipment and depreciation

Property, plant and equipment are stated at cost less accumulated depreciation and any impairment losses. The cost of an item of property, plant and equipment comprises its purchase price and any directly attributable costs of bringing the asset to its working condition and location for its intended use.

Expenditure incurred after items of property, plant and equipment have been put into operation, such as repairs and maintenance, is normally charged to the statement of profit or loss in the period in which it is incurred. In situations where the recognition criteria are satisfied, the expenditure for a major inspection is capitalised in the carrying amount of the asset as a replacement. Where significant parts of property, plant and equipment are required to be replaced at intervals, the Group recognises such parts as individual assets with specific useful lives and depreciates them accordingly.

Depreciation is calculated on the straight-line basis to write off the cost of each item of property, plant and equipment to its residual value over its estimated useful life. The principal annual rates used for this purpose are as follows:

Buildings	1.67% – 5% or over the lease terms, whichever is shorter
Leasehold improvements	20% – 25% or over the lease terms, whichever is shorter
Plant and machinery	10% – 25%
Furniture, fixtures and office equipment	10% – 33%
Motor vehicles	20% – 30%

Where parts of an item of property, plant and equipment have different useful lives, the cost of that item is allocated on a reasonable basis among the parts and each part is depreciated separately. Residual values, useful lives and the depreciation method are reviewed, and adjusted if appropriate, at least at each financial year end.

An item of property, plant and equipment including any significant part initially recognised is derecognised upon disposal or when no future economic benefits are expected from its use or disposal. Any gain or loss on disposal or retirement recognised in the statement of profit or loss in the year the asset is derecognised is the difference between the net sales proceeds and the carrying amount of the relevant asset.

Leases

The Group assesses at contract inception whether a contract is, or contains, a lease. A contract is, or contains, a lease if the contract conveys the right to control the use of an identified asset for a period of time in exchange for consideration.

Group as a lessee

The Group applies a single recognition and measurement approach for all leases, except for short-term leases and leases of low-value assets. The Group recognises lease liabilities to make lease payments and right-of-use assets representing the right to use the underlying assets.

NOTES TO FINANCIAL STATEMENTS

31 December 2021

2.4 SUMMARY OF SIGNIFICANT ACCOUNTING POLICIES (CONTINUED)

Leases (continued)

Group as a lessee (continued)

(a) Right-of-use assets

Right-of-use assets are recognised at the commencement date of the lease (that is the date the underlying asset is available for use). Right-of-use assets are measured at cost, less any accumulated depreciation and any impairment losses, and adjusted for any remeasurement of lease liabilities. The cost of right-of-use assets includes the amount of lease liabilities recognised, initial direct costs incurred, and lease payments made at or before the commencement date less any lease incentives received. Right-of-use assets are depreciated on a straight-line basis over the shorter of the lease terms and the estimated useful lives of the assets as follows:

Properties	more than 1 year – 15 years
------------	-----------------------------

If ownership of the leased asset transfers to the Group by the end of the lease term or the cost reflects the exercise of a purchase option, depreciation is calculated using the estimated useful life of the asset.

(b) Lease liabilities

Lease liabilities are recognised at the commencement date of the lease at the present value of lease payments to be made over the lease term. The lease payments include fixed payments (including in-substance fixed payments) less any lease incentives receivable, variable lease payments that depend on an index or a rate, and amounts expected to be paid under residual value guarantees. The lease payments also include the exercise price of a purchase option reasonably certain to be exercised by the Group and payments of penalties for termination of a lease, if the lease term reflects the Group exercising the option to terminate the lease. The variable lease payments that do not depend on an index or a rate are recognised as an expense in the period in which the event or condition that triggers the payment occurs.

In calculating the present value of lease payments, the Group uses its incremental borrowing rate at the lease commencement date because the interest rate implicit in the lease is not readily determinable. After the commencement date, the amount of lease liabilities is increased to reflect the accretion of interest and reduced for the lease payments made. In addition, the carrying amount of lease liabilities is remeasured if there is a modification, a change in the lease term, a change in lease payments (e.g., a change to future lease payments resulting from a change in an index or rate) or a change in assessment of an option to purchase the underlying asset.

The Group's lease liabilities are separately disclosed in the consolidated statement of financial position.

NOTES TO FINANCIAL STATEMENTS

31 December 2021

2.4 SUMMARY OF SIGNIFICANT ACCOUNTING POLICIES (CONTINUED)

Leases (continued)

Group as a lessee (continued)

(c) Short-term leases

The Group applies the short-term lease recognition exemption to its short-term leases of properties (that is those leases that have a lease term of 12 months or less from the commencement date and do not contain a purchase option). Lease payments on short-term leases are recognised as an expense on a straight-line basis over the lease term.

Investments and other financial assets

Initial recognition and measurement

Financial assets are classified, at initial recognition, as subsequently measured at amortised cost, fair value through other comprehensive income, and fair value through profit or loss.

The classification of financial assets at initial recognition depends on the financial asset's contractual cash flow characteristics and the Group's business model for managing them. With the exception of trade receivables that do not contain a significant financing component or for which the Group has applied the practical expedient of not adjusting the effect of a significant financing component, the Group initially measures a financial asset at its fair value, plus in the case of a financial asset not at fair value through profit or loss, transaction costs. Trade receivables that do not contain a significant financing component or for which the Group has applied the practical expedient are measured at the transaction price determined under HKFRS 15 in accordance with the policies set out for "Revenue recognition" below.

In order for a financial asset to be classified and measured at amortised cost or fair value through other comprehensive income, it needs to give rise to cash flows that are solely payments of principal and interest ("SPPI") on the principal amount outstanding. Financial assets with cash flows that are not SPPI are classified and measured at fair value through profit or loss, irrespective of the business model.

The Group's business model for managing financial assets refers to how it manages its financial assets in order to generate cash flows. The business model determines whether cash flows will result from collecting contractual cash flows, selling the financial assets, or both. Financial assets classified and measured at amortised cost are held within a business model with the objective to hold financial assets in order to collect contractual cash flows, while financial assets classified and measured at fair value through other comprehensive income are held within a business model with the objective of both holding to collect contractual cash flows and selling. Financial assets which are not held within the aforementioned business models are classified and measured at fair value through profit or loss.

All regular way purchases and sales of financial assets are recognised on the trade date, that is, the date that the Group commits to purchase or sell the asset. Regular way purchases or sales are purchases or sales of financial assets that require delivery of assets within the period generally established by regulation or convention in the marketplace.

NOTES TO FINANCIAL STATEMENTS

31 December 2021

2.4 SUMMARY OF SIGNIFICANT ACCOUNTING POLICIES (CONTINUED)

Investments and other financial assets (continued)

Subsequent measurement

The subsequent measurement of financial assets depends on their classification as follows:

Financial assets at amortised cost (debt instruments)

Financial assets at amortised cost are subsequently measured using the effective interest method and are subject to impairment. Gains and losses are recognised in the statement of profit or loss when the asset is derecognised, modified or impaired.

Financial assets designated at fair value through other comprehensive income (equity investments)

Upon initial recognition, the Group can elect to classify irrevocably its equity investments as equity investments designated at fair value through other comprehensive income when they meet the definition of equity under HKAS 32 *Financial Instruments: Presentation* and are not held for trading. The classification is determined on an instrument-by-instrument basis.

Gains and losses on these financial assets are never recycled to the statement of profit or loss. The distributions from equity investment were recorded under revenue in the statement of profit or loss when the right of payment has been established, it is probable that the economic benefits associated with the dividend will flow to the Group and the amount of the dividend can be measured reliably, except when the Group benefits from such proceeds as a recovery of part of the cost of the financial asset, in which case, such gains are recorded in other comprehensive income. Equity investments designated at fair value through other comprehensive income are not subject to impairment assessment.

Financial assets at fair value through profit or loss

Financial assets at fair value through profit or loss are carried in the statement of financial position at fair value with net changes in fair value recognised in the statement of profit or loss. This category includes wealth management products.

Derecognition of financial assets

A financial asset (or, where applicable, a part of a financial asset or part of a group of similar financial assets) is primarily derecognised (i.e., removed from the Group's consolidated statement of financial position) when:

- the rights to receive cash flows from the asset have expired; or
- the Group has transferred its rights to receive cash flows from the asset or has assumed an obligation to pay the received cash flows in full without material delay to a third party under a "pass-through" arrangement; and either (a) the Group has transferred substantially all the risks and rewards of the asset, or (b) the Group has neither transferred nor retained substantially all the risks and rewards of the asset, but has transferred control of the asset.

NOTES TO FINANCIAL STATEMENTS

31 December 2021

2.4 SUMMARY OF SIGNIFICANT ACCOUNTING POLICIES (CONTINUED)

Derecognition of financial assets *(continued)*

When the Group has transferred its rights to receive cash flows from an asset or has entered into a pass-through arrangement, it evaluates if, and to what extent, it has retained the risk and rewards of ownership of the asset. When it has neither transferred nor retained substantially all the risks and rewards of the asset nor transferred control of the asset, the Group continues to recognise the transferred asset to the extent of the Group's continuing involvement. In that case, the Group also recognises an associated liability. The transferred asset and the associated liability are measured on a basis that reflects the rights and obligations that the Group has retained.

Continuing involvement that takes the form of a guarantee over the transferred asset is measured at the lower of the original carrying amount of the asset and the maximum amount of consideration that the Group could be required to repay.

Impairment of financial assets

The Group recognises an allowance for expected credit losses ("ECLs") for all debt instruments not held at fair value through profit or loss. ECLs are based on the difference between the contractual cash flows due in accordance with the contract and all the cash flows that the Group expects to receive, discounted at an approximation of the original effective interest rate. The expected cash flows will include cash flows from the sale of collateral held or other credit enhancements that are integral to the contractual terms.

General approach

ECLs are recognised in two stages. For credit exposures for which there has not been a significant increase in credit risk since initial recognition, ECLs are provided for credit losses that result from default events that are possible within the next 12 months (a 12-month ECL). For those credit exposures for which there has been a significant increase in credit risk since initial recognition, a loss allowance is required for credit losses expected over the remaining life of the exposure, irrespective of the timing of the default (a lifetime ECL).

At each reporting date, the Group assesses whether the credit risk on a financial instrument has increased significantly since initial recognition. When making the assessment, the Group compares the risk of a default occurring on the financial instrument as at the reporting date with the risk of a default occurring on the financial instrument as at the date of initial recognition and considers reasonable and supportable information that is available without undue cost or effort, including historical and forward-looking information.

The Group considers a financial asset in default when contractual payments are 90 days past due. However, in certain cases, the Group may also consider a financial asset to be in default when internal or external information indicates that the Group is unlikely to receive the outstanding contractual amounts in full before taking into account any credit enhancements held by the Group. A financial asset is written off when there is no reasonable expectation of recovering the contractual cash flows.

NOTES TO FINANCIAL STATEMENTS

31 December 2021

2.4 SUMMARY OF SIGNIFICANT ACCOUNTING POLICIES (CONTINUED)

Impairment of financial assets (continued)

General approach (continued)

Financial assets at amortised cost are subject to impairment under the general approach and they are classified within the following stages for measurement of ECLs except for trade receivables and contract assets which apply the simplified approach as detailed below.

- Stage 1 – Financial instruments for which credit risk has not increased significantly since initial recognition and for which the loss allowance is measured at an amount equal to 12-month ECLs
- Stage 2 – Financial instruments for which credit risk has increased significantly since initial recognition but that are not credit-impaired financial assets and for which the loss allowance is measured at an amount equal to lifetime ECLs
- Stage 3 – Financial assets that are credit-impaired at the reporting date (but that are not purchased or originated credit-impaired) and for which the loss allowance is measured at an amount equal to lifetime ECLs

Simplified approach

For trade receivables and contract assets that do not contain a significant financing component or when the Group applies the practical expedient of not adjusting the effect of a significant financing component, the Group applies the simplified approach in calculating ECLs. Under the simplified approach, the Group does not track changes in credit risk, but instead recognises a loss allowance based on lifetime ECLs at each reporting date. The Group has established a provision matrix that is based on its historical credit loss experience, adjusted for forward-looking factors specific to the debtors and the economic environment.

Financial liabilities

Initial recognition and measurement

Financial liabilities are classified, at initial recognition, as loans and borrowings or payables as appropriate.

These financial liabilities are recognised initially at fair value and, in the case of loans and borrowings and payables, net of directly attributable transaction costs.

The Group's financial liabilities include trade payables, other payables, amounts due to related companies and interest-bearing bank borrowings.

NOTES TO FINANCIAL STATEMENTS

31 December 2021

2.4 SUMMARY OF SIGNIFICANT ACCOUNTING POLICIES (CONTINUED)

Financial liabilities (continued)

Subsequent measurement

After initial recognition, interest-bearing bank borrowings are subsequently measured at amortised cost, using the effective interest rate method unless the effect of discounting would be immaterial, in which case they are stated at cost. Gains and losses are recognised in the statement of profit or loss when the liabilities are derecognised as well as through the effective interest rate amortisation process.

Amortised cost is calculated by taking into account any discount or premium on acquisition and fees or costs that are an integral part of the effective interest rate. The effective interest rate amortisation is included in finance costs in the statement of profit or loss.

Derecognition of financial liabilities

A financial liability is derecognised when the obligation under the liability is discharged or cancelled, or expires.

When an existing financial liability is replaced by another from the same lender on substantially different terms, or the terms of an existing liability are substantially modified, such an exchange or modification is treated as a derecognition of the original liability and a recognition of a new liability, and the difference between the respective carrying amounts is recognised in the statement of profit or loss.

Offsetting of financial instruments

Financial assets and financial liabilities are offset and the net amount is reported in the statement of financial position if there is a currently enforceable legal right to offset the recognised amounts and there is an intention to settle on a net basis, or to realise the assets and settle the liabilities simultaneously.

Treasury shares

Own equity instruments which are reacquired and held by the Company or the Group (treasury shares) are recognised directly in equity at cost. No gain or loss is recognised in the statement of profit or loss on the purchase, sale, issue or cancellation of the Group's own equity instruments.

Inventories

Inventories are stated at the lower of cost and net realisable value. Cost is determined on the first-in, first-out and, in the case of work in progress and finished goods, comprises direct materials, direct labour and an appropriate proportion of overheads. Net realisable value is based on estimated selling prices less any estimated costs to be incurred to completion and disposal.

NOTES TO FINANCIAL STATEMENTS

31 December 2021

2.4 SUMMARY OF SIGNIFICANT ACCOUNTING POLICIES (CONTINUED)

Cash and cash equivalents

For the purpose of the consolidated statement of cash flows, cash and cash equivalents comprise cash on hand and demand deposits, and short term highly liquid investments that are readily convertible into known amounts of cash, are subject to an insignificant risk of changes in value, and have a short maturity of generally within three months when acquired, less bank overdrafts which are repayable on demand and form an integral part of the Group's cash management.

For the purpose of the consolidated statement of financial position, cash and cash equivalents comprise cash on hand and at banks, including term deposits, and assets similar in nature to cash, which are not restricted as to use.

Provisions

A provision is recognised when a present obligation (legal or constructive) has arisen as a result of a past event and it is probable that a future outflow of resources will be required to settle the obligation, provided that a reliable estimate can be made of the amount of the obligation.

When the effect of discounting is material, the amount recognised for a provision is the present value at the end of the reporting period of the future expenditures expected to be required to settle the obligation. The increase in the discounted present value amount arising from the passage of time is included in finance costs in the statement of profit or loss.

Income tax

Income tax comprises current and deferred tax. Income tax relating to items recognised outside profit or loss is recognised outside profit or loss, either in other comprehensive income or directly in equity.

Current tax assets and liabilities are measured at the amount expected to be recovered from or paid to the taxation authorities, based on tax rates (and tax laws) that have been enacted or substantively enacted by the end of the reporting period, taking into consideration interpretations and practices prevailing in the countries in which the Group operates.

Deferred tax is provided, using the liability method, on all temporary differences at the end of the reporting period between the tax bases of assets and liabilities and their carrying amounts for financial reporting purposes.

Deferred tax liabilities are recognised for all taxable temporary differences, except:

- when the deferred tax liability arises from the initial recognition of goodwill or an asset or liability in a transaction that is not a business combination and, at the time of the transaction, affects neither the accounting profit nor taxable profit or loss; and
- in respect of taxable temporary differences associated with investments in subsidiaries, when the timing of the reversal of the temporary differences can be controlled and it is probable that the temporary differences will not reverse in the foreseeable future.

NOTES TO FINANCIAL STATEMENTS

31 December 2021

2.4 SUMMARY OF SIGNIFICANT ACCOUNTING POLICIES (CONTINUED)

Income tax (continued)

Deferred tax assets are recognised for all deductible temporary differences, and the carryforward of unused tax credits and any unused tax losses. Deferred tax assets are recognised to the extent that it is probable that taxable profit will be available against which the deductible temporary differences, and the carryforward of unused tax credits and unused tax losses can be utilised, except:

- when the deferred tax asset relating to the deductible temporary differences arises from the initial recognition of an asset or liability in a transaction that is not a business combination and, at the time of the transaction, affects neither the accounting profit nor taxable profit or loss; and
- in respect of deductible temporary differences associated with investments in subsidiaries, deferred tax assets are only recognised to the extent that it is probable that the temporary differences will reverse in the foreseeable future and taxable profit will be available against which the temporary differences can be utilised.

The carrying amount of deferred tax assets is reviewed at the end of each reporting period and reduced to the extent that it is no longer probable that sufficient taxable profit will be available to allow all or part of the deferred tax asset to be utilised. Unrecognised deferred tax assets are reassessed at the end of each reporting period and are recognised to the extent that it has become probable that sufficient taxable profit will be available to allow all or part of the deferred tax asset to be recovered.

Deferred tax assets and liabilities are measured at the tax rates that are expected to apply to the period when the asset is realised or the liability is settled, based on tax rates (and tax laws) that have been enacted or substantively enacted by the end of the reporting period.

Deferred tax assets and deferred tax liabilities are offset if and only if the Group has a legally enforceable right to set off current tax assets and current tax liabilities and the deferred tax assets and deferred tax liabilities relate to income taxes levied by the same taxation authority on either the same taxable entity or different taxable entities which intend either to settle current tax liabilities and assets on a net basis, or to realise the assets and settle the liabilities simultaneously, in each future period in which significant amounts of deferred tax liabilities or assets are expected to be settled or recovered.

Government grants

Government grants are recognised at their fair value where there is reasonable assurance that the grant will be received and all attaching conditions will be complied with. When the grant relates to an expense item, it is recognised as income on a systematic basis over the periods that the costs, for which it is intended to compensate, are expensed.

NOTES TO FINANCIAL STATEMENTS

31 December 2021

2.4 SUMMARY OF SIGNIFICANT ACCOUNTING POLICIES (CONTINUED)

Revenue recognition

Revenue from contracts with customers

Revenue from contracts with customers is recognised when control of goods or services is transferred to the customers at an amount that reflects the consideration to which the Group expects to be entitled in exchange for those goods or services.

(a) Sale of goods

Revenue from the sale of goods is recognised at the point in time when control of the asset is transferred to the customer, generally on delivery of the goods.

(b) Interior decoration and renovation services

Revenue from the provision of interior decoration and renovation services is recognised over time, using an input method to measure progress towards complete satisfaction of the contracts, because the Group's performance creates or enhances an asset that the customer controls as the asset is created or enhanced. The input method recognises revenue based on the proportion of the actual costs incurred relative to the estimated total costs for satisfaction of the interior decoration and renovation contracts.

Revenue from other sources

Interest income is recognised on an accrual basis using the effective interest method by applying the rate that exactly discounts the estimated future cash receipts over the expected life of the financial instrument or a shorter period, when appropriate, to the net carrying amount of the financial asset.

Distribution from equity investments at fair value through other comprehensive income is recognised when the shareholders' right to receive payment has been established, it is probable that the economic benefits associated with the distribution will flow to the Group and the amount of the distribution can be measured reliably.

Other income

Royalty income is recognised on an accrual basis in accordance with the terms of the relevant licensing agreements.

Service income is recognised over the scheduled period on a straight-line basis because the customer simultaneously receives and consumes the benefits provided by the Group.

Contract assets

A contract asset is the right to consideration in exchange for goods or services transferred to the customer. If the Group performs by transferring goods or services to a customer before the customer pays consideration or before payment is due, a contract asset is recognised for the earned consideration that is conditional. Contract assets are subject to impairment assessment, details of which are included in the accounting policies for impairment of financial assets.

NOTES TO FINANCIAL STATEMENTS

31 December 2021

2.4 SUMMARY OF SIGNIFICANT ACCOUNTING POLICIES (CONTINUED)

Contract liabilities

A contract liability is recognised when a payment is received or a payment is due (whichever is earlier) from a customer before the Group transfers the related goods or services. Contract liabilities are recognised as revenue when the Group performs under the contract (i.e., transfers control of the related goods or services to the customer).

Other employee benefits

Pension schemes

The Group operates a defined contribution Mandatory Provident Fund retirement benefit scheme (the “MPF Scheme”) under the Mandatory Provident Fund Schemes Ordinance for most of the Group’s Hong Kong employees. Contributions are made based on a percentage of the employees’ basic salaries and are charged to the statement of profit or loss as they become payable in accordance with the rules of the MPF Scheme. The assets of the MPF Scheme are held separately from those of the Group in an independently administered fund. The Group’s employer contributions vest fully with the employees when contributed into the MPF Scheme, except for the Group’s employer voluntary contributions, which are refunded to the Group when the employee leaves employment prior to the contributions vesting fully, in accordance with the rules of the MPF Scheme.

Prior to the MPF Scheme becoming effective, the Group operates defined contribution retirement benefit schemes for certain employees, the assets of which are held separately from those of the Group in independently administered funds. Contributions were made based on a percentage of the eligible employees’ salaries and were charged to the statement of profit or loss as they became payable in accordance with the rules of the scheme. When an employee leaves the scheme prior to his/her interest in the Group’s employer contributions vesting fully, the ongoing contributions payable by the Group may be reduced by the relevant amounts of forfeited contributions. These schemes are still operating at the end of the reporting period and up to the date of this report.

The employees of the Group’s subsidiaries which operate in Mainland China are required to participate in a central pension scheme operated by the local municipal government. These subsidiaries are required to contribute a certain percentage of their payroll costs to the central pension scheme. The contributions are charged to the statement of profit or loss as they become payable in accordance with rules of the central pension scheme.

Termination benefits

Termination benefits are recognised at the earlier of when the Group can no longer withdraw the offer of those benefits and when the Group recognises restructuring costs involving the payment of termination benefits.

NOTES TO FINANCIAL STATEMENTS

31 December 2021

2.4 SUMMARY OF SIGNIFICANT ACCOUNTING POLICIES (CONTINUED)

Borrowing costs

Borrowing costs directly attributable to the acquisition, construction or production of qualifying assets, i.e., assets that necessarily take a substantial period of time to get ready for their intended use or sale, are capitalised as part of the cost of those assets. The capitalisation of such borrowing costs ceases when the assets are substantially ready for their intended use or sale. Investment income earned on the temporary investment of specific borrowings pending their expenditure on qualifying assets is deducted from the borrowing costs capitalised. All other borrowing costs are expensed in the period in which they are incurred. Borrowing costs consist of interest and other costs that an entity incurs in connection with the borrowing of funds.

Dividends

Final dividends are recognised as a liability when they are approved by the shareholders in a general meeting. Proposed final dividends are disclosed in the notes to the financial statements.

Interim dividends are simultaneously proposed and declared, because the Company's memorandum and articles of association grant the Directors the authority to declare interim dividends. Consequently, interim dividends are recognised immediately as a liability when they are proposed and declared.

Foreign currencies

These financial statements are presented in Hong Kong dollars, which is the Company's functional currency. Each entity in the Group determines its own functional currency and items included in the financial statements of each entity are measured using that functional currency. Foreign currency transactions recorded by the entities in the Group are initially recorded using their respective functional currency rates prevailing at the dates of the transactions. Monetary assets and liabilities denominated in foreign currencies are translated at the functional currency rates of exchange ruling at the end of the reporting period. Differences arising on settlement or translation of monetary items are recognised in the statement of profit or loss.

Non-monetary items that are measured in terms of historical cost in a foreign currency are translated using the exchange rates at the dates of the initial transactions. Non-monetary items measured at fair value in a foreign currency are translated using the exchange rates at the date when the fair value was measured. The gain or loss arising on translation of a non-monetary item measured at fair value is treated in line with the recognition of the gain or loss on change in fair value of the item (i.e., translation difference on the item whose fair value gain or loss is recognised in other comprehensive income or profit or loss is also recognised in other comprehensive income or profit or loss, respectively).

In determining the exchange rate on initial recognition of the related asset, expense or income on the derecognition of a non-monetary asset or non-monetary liability relating to an advance consideration, the date of initial transaction is the date on which the Group initially recognises the non-monetary asset or non-monetary liability arising from the advance consideration. If there are multiple payments or receipts in advance, the Group determines the transaction date for each payment or receipt of the advance consideration.

NOTES TO FINANCIAL STATEMENTS

31 December 2021

2.4 SUMMARY OF SIGNIFICANT ACCOUNTING POLICIES (CONTINUED)

Foreign currencies (continued)

The functional currencies of certain subsidiaries are currencies other than the Hong Kong dollar. As at the end of the reporting period, the assets and liabilities of these entities are translated into Hong Kong dollars at the exchange rates prevailing at the end of the reporting period and their statements of profit or loss are translated into Hong Kong dollars at the exchange rates that approximate to those prevailing at the dates of the transactions.

The resulting exchange differences are recognised in other comprehensive income and accumulated in the exchange fluctuation reserve. On disposal of a foreign operation, the component of other comprehensive income relating to that particular foreign operation is recognised in the statement of profit or loss.

Any goodwill arising on the acquisition of a foreign operation and any fair value adjustments to the carrying amounts of assets and liabilities arising on acquisition are treated as assets and liabilities of the foreign operation and translated at the closing rate.

For the purpose of the consolidated statement of cash flows, the cash flows of subsidiaries with functional currencies other than Hong Kong dollar are translated into Hong Kong dollars at the exchange rates ruling at the dates of the cash flows. Frequently recurring cash flows of overseas subsidiaries which arise throughout the year are translated into Hong Kong dollars at the weighted average exchange rates for the year.

3. SIGNIFICANT ACCOUNTING JUDGEMENTS AND ESTIMATES

The preparation of the Group's financial statements requires management to make judgements, estimates and assumptions that affect the reported amounts of revenues, expenses, assets and liabilities, and their accompanying disclosures, and the disclosure of contingent liabilities. Uncertainty about these assumptions and estimates could result in outcomes that could require a material adjustment to the carrying amounts of the assets or liabilities affected in the future.

The major judgements, estimates and assumptions that have the most significant effect on the amounts recognised in the financial statements and have a significant risk of causing a material adjustment to the carrying amounts of assets and liabilities within the next financial year, are described below.

Write-down of inventories to net realisable value

Management reviews the ageing analysis of inventories of the Group at the end of each reporting period, and makes provision for inventory items identified that are no longer suitable for sale. The assessment of the provision amount required involves management judgements and estimates. Where the actual outcome or expectation in future is different from the original estimate, such differences will have an impact on the carrying value of the inventories and provision charge/write-back in the period in which estimate has been changed. In addition, physical counts on all inventories are carried out on a periodical basis in order to determine whether provision needs to be made in respect of any obsolete inventories identified. The Group carries out an inventory review at the end of each reporting period and makes provision against obsolete and slow-moving items. Management reassesses the estimation at the end of each reporting period.

NOTES TO FINANCIAL STATEMENTS

31 December 2021

3. SIGNIFICANT ACCOUNTING JUDGEMENTS AND ESTIMATES (CONTINUED)

Provision for expected credit losses on trade receivables and contract assets

The Group uses a provision matrix to calculate ECLs for trade receivables and contract assets. The provision rates are based on days past due for groupings of various customer segments that have similar loss patterns (i.e., by customer type and credit rating).

The provision matrix is initially based on the historical observed default rates. The Group will calibrate the matrix to adjust the historical credit loss experience with forward-looking information. For instance, if forecast economic conditions (i.e., gross domestic products) are expected to deteriorate over the next year which can lead to an increased number of defaults, the historical default rates are adjusted. At each reporting date, the historical observed default rates are updated and changes in the forward-looking estimates are analysed.

The measurement of impairment losses under HKFRS 9 requires judgement, in particular, the estimation of the amount and timing of future cash flows and collateral values when determining impairment losses and the assessment of a significant increase in credit risk. These estimates are driven by a number of factors, such as risks of default and losses given default, changes in which can result in different levels of allowances.

The assessment of the correlation among historical observed default rates, forecast economic conditions and ECLs is a significant estimate. The amount of ECLs is sensitive to changes in circumstances and forecast economic conditions. The Group's historical credit loss experience and forecast of economic conditions may also not be representative of a customer's actual default in the future. The information about the ECLs on the Group's trade receivables and contract assets is included in note 19 and note 21 to the financial statements, respectively.

Provision for expected credit losses on debt investments at amortised cost

The Group's expected credit loss calculations on debt investments at amortised cost are based on assumptions about risks of default and losses given default. The Group uses judgement in making these assumptions and selecting the inputs to the impairment calculations, based on credit risks of the instruments, information about past events, current condition and forecasts of future economic and industry specific conditions at the end of each reporting period. The Group reviews its models in the context of actual loss experience regularly and adjusts when necessary.

The measurement of impairment losses under HKFRS 9 requires judgement, in particular, the estimation of the amount and timing of future cash flows when determining impairment losses and the assessment of a significant increase in credit risk. These estimates are driven by a number of factors, such as risks of default and losses given default, changes in which can result in different levels of allowances.

The assessment of the correlation among historical observed default rates, forecast economic conditions and ECLs is a significant estimate. The amount of ECLs is sensitive to changes in circumstances and forecast economic conditions. The information about the ECLs on the Group's debt investments at amortised cost, and the key assumptions and inputs used for impairment calculations are given in note 16 to the financial statements.

NOTES TO FINANCIAL STATEMENTS

31 December 2021

4. OPERATING SEGMENT INFORMATION

For management purposes, the Group is organised into business units based on their products and services and has four reportable operating segments as follows:

- (a) the “financial investments” segment engages in treasury management and consulting services;
- (b) the “interior decoration and renovation” segment engages in the interior decoration and renovation, and the sale of furniture business;
- (c) the “export operations” segment exports apparel; and
- (d) the “retail, franchise and others” segment mainly includes retail operation in Hong Kong and franchise sales under the “Jeanswest” brand in overseas markets within the casual wear and apparel domain.

Management monitors the results of the Group’s operating segments separately for the purpose of making decisions about resource allocation and performance assessment. Segment performance is evaluated based on reportable segment profit, which is a measure of adjusted profit before tax. The adjusted profit before tax is measured consistently with the Group’s profit before tax except that interest income, non-leased-related finance costs, as well as head office and corporate income and expenses are excluded from such measurement.

NOTES TO FINANCIAL STATEMENTS

31 December 2021

4. OPERATING SEGMENT INFORMATION (CONTINUED)

Information regarding the Group's reportable segments, together with their related comparative information, is presented below:

By business

	Year ended 31 December 2021				Total HK\$'000
	Financial investments HK\$'000	Interior decoration and renovation HK\$'000	Export operations HK\$'000	Retail, franchise and others HK\$'000	
Segment revenue (note 5)					
Revenue from external parties	55,059	698,844	193,693	50,245	997,841
Other income and gains	4,800	5,383	8,003	4,938	23,124
Total	59,859	704,227	201,696	55,183	1,020,965
Segment results					
	(44,801)	11,663	14,209	7,944	(10,985)
Interest income					21,540
Unallocated income					58,727
Corporate and other unallocated expenses					(18,774)
Finance costs (other than interest on lease liabilities)					(934)
Profit before tax					49,574
Income tax expenses					(6,413)
Profit for the year					43,161
Other segment information					
Depreciation	6	7,334	37	305	7,682
Corporate and other unallocated depreciation	-	-	-	-	1,367
Impairment loss on financial assets and contract assets, net	99,607	11,811	292	211	111,921
Corporate and other unallocated impairment loss on financial assets, net	-	-	-	-	(522)
Write-back of provision for inventories	-	(87)	-	(2,466)	(2,553)
Other non-cash income	-	(47)	-	-	(47)
Capital expenditure*	6	8,630	-	-	8,636

NOTES TO FINANCIAL STATEMENTS

31 December 2021

4. OPERATING SEGMENT INFORMATION (CONTINUED)

By business (continued)

	Year ended 31 December 2020				Total HK\$'000
	Financial investments HK\$'000	Interior decoration and renovation HK\$'000	Export operations HK\$'000	Retail, franchise and others HK\$'000	
Segment revenue (note 5)					
Revenue from external parties	65,973	468,685	137,533	35,357	707,548
Other income and gains	7,987	4,334	4,033	6,063	22,417
Total	73,960	473,019	141,566	41,420	729,965
Segment results					
	58,689	18,029	(3,308)	(4,162)	69,248
Interest income					21,574
Unallocated income					34,490
Corporate and other unallocated expenses					(22,285)
Finance costs (other than interest on lease liabilities)					(312)
Profit before tax					102,715
Income tax expenses					(4,598)
Profit for the year					98,117
Other segment information					
Depreciation	15	5,998	44	5,031	11,088
Corporate and other unallocated depreciation	–	–	–	–	1,648
Impairment loss on financial assets and contract assets, net	3,731	(3,286)	1,017	155	1,617
Corporate and other unallocated impairment loss on financial assets, net	–	–	–	–	532
Impairment of items of property, plant and equipment	–	–	–	379	379
Impairment of right-of-use assets	–	–	–	3,909	3,909
Impairment of goodwill	4,579	–	–	–	4,579
Provision/(write-back of provision) for inventories	–	(341)	5,986	(252)	5,393
Other non-cash expenses	–	4	–	–	4
Capital expenditure*	7	3,371	7	1,805	5,190

* Capital expenditure consists of additions to right-of-use assets and property, plant and equipment.

NOTES TO FINANCIAL STATEMENTS

31 December 2021

4. OPERATING SEGMENT INFORMATION (CONTINUED)

By region

	Mainland China HK\$'000	Hong Kong HK\$'000	Australia and New Zealand HK\$'000	United States of America and Canada HK\$'000	Others HK\$'000	Total HK\$'000
Year ended 31 December 2021						
Revenue from external parties	678,766	68,590	13,216	169,082	68,187	997,841
Non-current assets	36,297	3,083	-	-	-	39,380
Year ended 31 December 2020						
Revenue from external parties	445,814	80,577	15,230	114,633	51,294	707,548
Non-current assets	35,426	4,792	-	-	-	40,218

The revenue information above is based on the locations of the customers. The non-current asset information above is based on the locations of the assets and excludes financial instruments and deferred tax assets.

Information about major customers

Revenue from each major customer which accounted for 10% or more of the Group's revenue for the year is set out below:

	2021 HK\$'000	2020 HK\$'000
Interior decoration and renovation segment:		
Customer A	197,865	N/A*
Customer B	126,839	242,721

* Less than 10% of the Group's revenue

NOTES TO FINANCIAL STATEMENTS

31 December 2021

5. REVENUE, OTHER INCOME AND GAINS

An analysis of the Group's revenue is as follows:

	2021	2020
	HK\$'000	HK\$'000
<hr/>		
<i>Revenue from contracts with customers</i>		
Interior decoration and renovation	698,844	468,685
Export operations	193,693	137,533
Retail, franchise and others	50,245	35,357
	<hr/>	<hr/>
	942,782	641,575
<hr/>		
<i>Revenue from other sources</i>		
Interest income from debt investments at amortised cost	33,235	43,593
Distribution from equity investments at fair value through other comprehensive income	21,824	22,380
	<hr/>	<hr/>
	55,059	65,973
	<hr/>	<hr/>
	997,841	707,548
	<hr/>	<hr/>

NOTES TO FINANCIAL STATEMENTS

31 December 2021

5. REVENUE, OTHER INCOME AND GAINS (CONTINUED)

Revenue from contracts with customers

(i) *Disaggregated revenue information*

For the year ended 31 December 2021

Segments	Interior decoration and renovation HK\$'000	Export operations HK\$'000	Retail, franchise and others HK\$'000	Total HK\$'000
Geographical markets				
Mainland China	678,754	–	12	678,766
Hong Kong	–	–	13,531	13,531
Australia and New Zealand	–	13,216	–	13,216
United States of America and Canada	–	169,082	–	169,082
Others	20,090	11,395	36,702	68,187
Total revenue from contracts with customers	698,844	193,693	50,245	942,782
Timing of revenue recognition				
Goods transferred at a point in time	388,733	193,693	50,245	632,671
Services transferred over time	310,111	–	–	310,111
Total revenue from contracts with customers	698,844	193,693	50,245	942,782

NOTES TO FINANCIAL STATEMENTS

31 December 2021

5. REVENUE, OTHER INCOME AND GAINS (CONTINUED)

Revenue from contracts with customers (continued)

(i) Disaggregated revenue information (continued)

For the year ended 31 December 2020

Segments	Interior decoration and renovation HK\$'000	Export operations HK\$'000	Retail, franchise and others HK\$'000	Total HK\$'000
Geographical markets				
Mainland China	445,793	–	21	445,814
Hong Kong	–	47	14,557	14,604
Australia and New Zealand	–	15,230	–	15,230
United States of America and Canada	–	114,633	–	114,633
Others	22,892	7,623	20,779	51,294
Total revenue from contracts with customers	468,685	137,533	35,357	641,575
Timing of revenue recognition				
Goods transferred at a point in time	252,869	137,533	35,357	425,759
Services transferred over time	215,816	–	–	215,816
Total revenue from contracts with customers	468,685	137,533	35,357	641,575

Since there have been no intersegment sales between the reportable segments for the years ended 31 December 2021 and 2020, a reconciliation of the revenue from contracts with customers with the amounts disclosed in the segment information would not provide additional useful information.

NOTES TO FINANCIAL STATEMENTS

31 December 2021

5. REVENUE, OTHER INCOME AND GAINS (CONTINUED)

Revenue from contracts with customers (continued)

(i) Disaggregated revenue information (continued)

The following table shows the amounts of revenue recognised in the current reporting period that were included in the contract liabilities at the beginning of the reporting period:

	2021 HK\$'000	2020 HK\$'000
Revenue recognised that was included in contract liabilities at the beginning of the reporting period:		
Interior decoration and renovation	173,550	42,828

(ii) Performance obligations

Information about the Group's performance obligations is summarised below:

Retail sales

The performance obligation is satisfied upon delivery of goods and payment is generally due immediately.

Sales of goods other than retail sales

The performance obligation is satisfied when the control of the goods is transferred, generally upon delivery of goods, and payment is generally due within 90 days from delivery.

Interior decoration and renovation services

The performance obligation is satisfied over time as services are rendered and payment is generally due within 30 days from the date of billing. A certain percentage of payment is retained by customers until the end of the retention period as the Group's entitlement to the final payment is conditional on the satisfaction of the service quality by the customers over a certain period as stipulated in the contracts.

The Group applies the practical expedient on the exemption to disclose the information on the remaining performance obligations that have original expected durations of one year or less.

Royalty income

The performance obligation is satisfied and payment is due as stipulated in the terms of the relevant licensing agreements.

NOTES TO FINANCIAL STATEMENTS

31 December 2021

5. REVENUE, OTHER INCOME AND GAINS (CONTINUED)

An analysis of the Group's other income and gains is as follows:

	2021 HK\$'000	2020 HK\$'000
Other income		
Bank interest income	21,540	21,574
Service fee income	5,006	6,129
Other sales income	222	181
Commission and management fee income	5,604	2,142
Claims received	–	429
Royalty income	4,359	3,056
COVID-19-related rent concessions (Note (i))	1,989	1,177
Government subsidies (Note (ii))	1,620	4,770
Others	6,411	2,728
	46,751	42,186
Gains		
Fair value gain on financial assets at fair value through profit or loss	2,370	1,977
Gain on termination of a tenancy agreement	51	20
Gain on deconsolidation of a subsidiary upon loss of control	46,500	–
Foreign exchange differences, net	7,719	30,754
	56,640	32,751
	103,391	74,937

Notes:

- (i) COVID-19 related rent concession of HK\$1,380,000 (2020: Nil) was granted by a company controlled by certain directors of the Company with the amount mutually agreed by the parties.
- (ii) Government subsidies mainly represented subsidies from the local governments in the PRC for the development of certain innovation and technological projects, payments of wages, social and medical insurance, and other expenses. The subsidies have been received and there were no unfulfilled conditions or contingencies relating to these subsidies as at 31 December 2021. Government subsidies also include wage subsidies of HK\$3,412,000 granted under the Employment Support Scheme for the Group's subsidiaries operating in Hong Kong for the year ended 31 December 2020.

6. FINANCE COSTS

An analysis of finance costs is as follows:

	2021 HK\$'000	2020 HK\$'000
Interest on bank loans	934	312
Interest on lease liabilities	1,558	1,772
	2,492	2,084

NOTES TO FINANCIAL STATEMENTS

31 December 2021

7. PROFIT BEFORE TAX

The Group's profit before tax is arrived at after charging/(crediting):

	Notes	2021 HK\$'000	2020 HK\$'000
Employee benefit expenses (including directors' remuneration (note 8)):			
Wages and salaries		149,192	122,618
Pension scheme contributions*		4,073	3,425
Total employee benefit expenses		153,265	126,043
Cost of inventories sold		834,147	562,462
Depreciation of property, plant and equipment	13	2,499	1,856
Depreciation of right-of-use assets	14(a)	6,550	10,880
Lease payments not included in the measurement of lease liabilities		2,339	1,133
Auditor's remuneration		1,632	1,528
Foreign exchange differences, net [#]		(7,719)	(30,754)
Loss on disposal of items of property, plant and equipment, net [#]		4	24
Impairment of items of property, plant and equipment, net [#]	13	–	379
Impairment of right-of-use assets [#]	14(a)	–	3,909
Impairment of goodwill [#]	15	–	4,579
(Reversal of provision)/provision for inventories**		(2,553)	5,393
Impairment of financial and contract assets, net:	39		
Impairment of debt investments at amortised cost		99,609	3,721
Impairment of trade receivables		9,976	1,274
Impairment/(reversal of impairment) of contract assets		2,424	(2,354)
Reversal of impairment of financial assets included in prepayments, deposits and other receivables		(342)	(959)
(Reversal of impairment)/impairment of amounts due from related companies		(268)	467

* There are no forfeited contributions that may be used by the Group as the employer to reduce the existing level of contributions.

** Reversal of provision for inventories of HK\$2,553,000 (2020: provision for inventories of HK\$5,393,000) for the year is included in "Cost of sales" in the consolidated statement of profit or loss.

These items are included in "Other income and gains" or "Other expenses" in the consolidated statement of profit or loss.

NOTES TO FINANCIAL STATEMENTS

31 December 2021

8. DIRECTORS' REMUNERATION

Directors' remuneration for the year, disclosed pursuant to the Rules Governing the Listing of Securities on the Stock Exchange of Hong Kong Limited (the "Listing Rules"), section 383(1)(a), (b), (c) and (f) of the Hong Kong Companies Ordinance and Part 2 of the Companies (Disclosure of Information about Benefits of Directors) Regulation, is as follows:

	2021	2020
	HK\$'000	HK\$'000
Fees	890	872
Other emoluments for executive directors:		
Salaries, allowances and benefits in kind	2,322	3,864
Discretionary bonuses	345	485
Pension scheme contributions	110	157
	2,777	4,506
	3,667	5,378

(a) Independent non-executive directors

The fees paid and payable to independent non-executive directors during the year were as follows:

	2021	2020
	HK\$'000	HK\$'000
Mr. Lau Hon Chuen, Ambrose, GBS, JP	218	218
Dr. Chung Shui Ming, Timpson, GBS, JP	109	218
Dr. Chan Chung Bun, Bunny, GBM, GBS, JP	218	218
Mr. Ng Wing Ka, Jimmy, BBS, JP	218	218
Mr. Choi Tak Shing, Stanley, JP	127	–
	890	872

- (i) Dr. Chung Shui Ming, Timpson resigned as an independent non-executive director on 2 June 2021.
- (ii) Mr. Choi Tak Shing, Stanley was appointed as an independent non-executive director of the Company on 2 June 2021.
- (iii) There were no other emoluments payable to the independent non-executive directors during the year (2020: Nil).

NOTES TO FINANCIAL STATEMENTS

31 December 2021

8. DIRECTORS' REMUNERATION (CONTINUED)

(b) Executive directors

	Fees HK\$'000	Salaries, allowances and benefits in kind HK\$'000	Discretionary bonuses HK\$'000	Pension scheme contributions HK\$'000	Total remuneration HK\$'000
2021					
Executive directors:					
Dr. Charles Yeung, GBS, JP	-	-	-	-	-
Mr. Yeung Chun Fan	-	591	53	30	674
Mr. Pau Sze Kee, Jackson	-	317	-	9	326
Mr. Hui Chung Shing, Herman, SBS, MH, JP	-	600	224	30	854
Ms. Cheung Wai Yee	-	625	52	31	708
Mr. Chan Wing Kan, Archie	-	-	-	-	-
Ms. Yeung Yin Chi, Jennifer	-	189	16	10	215
	-	2,322	345	110	2,777
2020					
Executive directors:					
Dr. Charles Yeung, GBS, JP	-	-	-	-	-
Mr. Yeung Chun Fan	-	591	49	30	670
Mr. Pau Sze Kee, Jackson	-	1,122	94	56	1,272
Mr. Hui Chung Shing, Herman, SBS, MH, JP	-	600	224	30	854
Ms. Cheung Wai Yee	-	625	52	31	708
Mr. Chan Wing Kan, Archie	-	737	50	-	787
Ms. Yeung Yin Chi, Jennifer	-	189	16	10	215
	-	3,864	485	157	4,506

- (i) Mr. Chan Wing Kan, Archie and Mr. Pau Sze Kee, Jackson resigned as an executive director of the Company on 1 January 2021 and 1 March 2021, respectively.
- (ii) There was no arrangement under which a director waived or agreed to waive any remuneration during the year (2020: Nil).

NOTES TO FINANCIAL STATEMENTS

31 December 2021

9. FIVE HIGHEST PAID EMPLOYEES

The five highest paid employees during the year did not include any director (2020: included one director), details of whose remuneration are set out in note 8 above. Details of the remuneration for the year of the remaining five (2020: four) non-director, highest paid employees are as follows:

	2021	2020
	HK\$'000	HK\$'000
Salaries, allowances and benefits in kind	5,890	4,929
Discretionary bonuses	849	1,421
Pension scheme contributions	93	54
	6,832	6,404

The number of non-director, highest paid employees whose remuneration fell within the following bands is as follows:

	Number of employees	
	2021	2020
HK\$1,000,001 – HK\$1,500,000	5	3
HK\$2,500,001 – HK\$3,000,000	–	1
	5	4

10. INCOME TAX

Hong Kong profits tax has been provided at the rate of 16.5% (2020: 16.5%) on the estimated assessable profits arising in Hong Kong during the year, except for one subsidiary of the Group which is a qualifying entity under the two-tiered profits tax rates regime. The first HK\$2,000,000 (2020: HK\$2,000,000) of assessable profits of this subsidiary are taxed at 8.25% (2020: 8.25%) and the remaining assessable profits are taxed at 16.5% (2020: 16.5%).

Except for the following companies which are recognised as high and new technology enterprise, the subsidiaries of the Company established in Mainland China are subject to corporate income tax ("CIT") at a rate of 25% on the taxable income during the year ended 31 December 2021 and 2020.

	2021	2020
Shijiazhuang Changhong	15%	15%
Shijiazhuang Changhong Intelligent Technology Company Limited ("石家莊常宏智能科技有限公司")*	15%	25%
Hebei Purui Commercial Furniture Technology Company Limited ("河北普瑞商業家具科技有限公司")*	15%	25%

* Official names of the entities are in Chinese. The English translations are for identification purpose only.

Taxes on profits assessable elsewhere have been calculated at the rates of tax prevailing in the jurisdictions in which the Group operates.

NOTES TO FINANCIAL STATEMENTS

31 December 2021

10. INCOME TAX (CONTINUED)

	2021 HK\$'000	2020 HK\$'000
Current – Hong Kong		
Charge for the year	4,438	4,105
Underprovision/(overprovision) in prior years	289	(928)
Current – Elsewhere		
Charge for the year	4,943	2,613
Overprovision in prior years	(2,699)	(1,147)
Deferred	(558)	(45)
Total tax charge for the year	6,413	4,598

The tax on the Group's profit before tax differs from theoretical amounts that would arise using the weighted average rate applicable to profit on the consolidated entities as follows:

	2021 HK\$'000	2020 HK\$'000
Profit before tax	49,574	102,715
Tax calculated at domestic tax rates applicable to profits and losses in the respective jurisdictions	7,958	16,119
Lower tax rate at 8.25% for assessable profits up to HK\$2 million in Hong Kong	(165)	(165)
Effect of withholding tax at 5% on the distributable profits of the Group's PRC subsidiaries	1,255	1,444
Adjustments in respect of current tax of previous periods	(2,410)	(2,075)
Income not subject to tax	(16,066)	(18,220)
Expenses not deductible for tax	16,286	7,281
Tax losses utilised from previous periods	(527)	–
Tax losses not recognised	82	214
Tax charge at the Group's effective rate	6,413	4,598

For the year ended 31 December 2021, the weighted average applicable tax rate was 16.1% (2020: 15.7%). The change in the weighted average applicable tax rate was caused by a change in the profitability of the Group's subsidiaries in the respective jurisdictions.

NOTES TO FINANCIAL STATEMENTS

31 December 2021

11. DIVIDENDS

	2021	2020
	HK\$'000	HK\$'000
Interim – HK2.00 cents (2020: HK1.80 cents) per ordinary share	30,867	27,510
Proposed final – HK4.00 cents (2020: HK4.20 cents) per ordinary share	61,201	64,820
Adjustment on interim dividend	(64)	–
	92,004	92,330

The proposed final dividend for the year ended 31 December 2021 calculated by reference to the 1,530,028,000 shares in issue on 23 March 2022 has not been recognised as a liability at the end of the reporting period and is subject to the approval of the Company's shareholders at the forthcoming annual general meeting.

12. EARNINGS PER SHARE ATTRIBUTABLE TO ORDINARY EQUITY HOLDERS OF THE COMPANY

The calculation of the basic earnings per share amount is based on the profit for the year attributable to ordinary equity holders of the Company of HK\$36,996,000 (2020: HK\$90,018,000) and the weighted average number of ordinary shares of 1,538,761,000 (2020: 1,528,336,000) in issue during the year.

The Group had no potentially dilutive ordinary shares in issue during the years ended 31 December 2021 and 2020.

NOTES TO FINANCIAL STATEMENTS

31 December 2021

13. PROPERTY, PLANT AND EQUIPMENT

	Note	Buildings HK\$'000	Leasehold improve- ments HK\$'000	Plant and machinery HK\$'000	Furniture, fixtures and office equipment HK\$'000	Motor vehicles HK\$'000	Total HK\$'000
31 December 2021							
At 1 January 2021:							
Cost		15,178	7,466	15,789	14,336	1,969	54,738
Accumulated depreciation and impairment		(9,422)	(7,421)	(12,347)	(11,551)	(1,000)	(41,741)
Net carrying amount		5,756	45	3,442	2,785	969	12,997
At 1 January 2021, net of accumulated depreciation and impairment		5,756	45	3,442	2,785	969	12,997
Additions		-	923	1,831	2,367	-	5,121
Disposals/write-off		-	-	(13)	(145)	-	(158)
Depreciation	7	(497)	(115)	(861)	(826)	(200)	(2,499)
Exchange realignment		123	-	81	64	24	292
At 31 December 2021, net of accumulated depreciation and impairment		5,382	853	4,480	4,245	793	15,753
At 31 December 2021:							
Cost		15,530	6,124	17,854	15,629	2,019	57,156
Accumulated depreciation and impairment		(10,148)	(5,271)	(13,374)	(11,384)	(1,226)	(41,403)
Net carrying amount		5,382	853	4,480	4,245	793	15,753

NOTES TO FINANCIAL STATEMENTS

31 December 2021

13. PROPERTY, PLANT AND EQUIPMENT (CONTINUED)

	Note	Buildings HK\$'000	Leasehold improve- ments HK\$'000	Plant and machinery HK\$'000	Furniture, fixtures and office equipment HK\$'000	Motor vehicles HK\$'000	Total HK\$'000
31 December 2020							
At 1 January 2020:							
Cost		14,350	6,963	14,032	13,318	1,359	50,022
Accumulated depreciation and impairment		(8,430)	(6,872)	(11,150)	(10,639)	(754)	(37,845)
Net carrying amount		5,920	91	2,882	2,679	605	12,177
At 1 January 2020, net of accumulated depreciation and impairment							
		5,920	91	2,882	2,679	605	12,177
Additions		–	491	876	615	524	2,506
Disposals/write-off		–	–	(1)	(56)	–	(57)
Depreciation	7	(460)	(160)	(469)	(581)	(186)	(1,856)
Impairment	7	–	(379)	–	–	–	(379)
Exchange realignment		296	2	154	128	26	606
At 31 December 2020, net of accumulated depreciation and impairment							
		5,756	45	3,442	2,785	969	12,997
At 31 December 2020:							
Cost		15,178	7,466	15,789	14,336	1,969	54,738
Accumulated depreciation and impairment		(9,422)	(7,421)	(12,347)	(11,551)	(1,000)	(41,741)
Net carrying amount		5,756	45	3,442	2,785	969	12,997

For the year ended 31 December 2020, the Directors considered that certain items of property, plant and equipment of the Group were subject to impairment losses because certain retail stores have been underperforming in recent years. The Directors performed impairment assessments on those items of property, plant and equipment. As a result of the impairment assessment, an impairment loss of HK\$379,000 was recognised in respect of the leasehold improvements of certain retail stores which continued to underperform during the year. No impairment loss is considered necessary for the year ended 31 December 2021.

NOTES TO FINANCIAL STATEMENTS

31 December 2021

14. LEASES

The Group as lessee

The Group has lease contracts for various items of properties used in its operation. Leases of properties generally have lease terms between 1 year to 15 years. Generally, the Group is restricted from assigning and subleasing the leased assets outside the Group.

(a) *Right-of-use assets*

The carrying amount of the Group's right-of-use assets and the movements during the year are as follows:

	Properties	
	2021 HK\$'000	2020 HK\$'000
As at 1 January	27,221	34,072
Additions	3,515	6,782
Disposals as a result of lease termination	(1,139)	(247)
Depreciation charge	(6,550)	(10,880)
Impairment	–	(3,909)
Exchange realignment	580	1,403
As at 31 December	23,627	27,221

No impairment is considered necessary for the year ended 31 December 2021. Impairment of HK\$3,909,000 has been made to the right-of-use assets as at 31 December 2020 as a result of the projected negative cash flows for certain retail stores in Hong Kong.

NOTES TO FINANCIAL STATEMENTS

31 December 2021

14. LEASES (CONTINUED)

The Group as a lessee (continued)

(b) Lease liabilities

The carrying amount of lease liabilities and the movements during the year are as follows:

	2021 HK\$'000	2020 HK\$'000
Carrying amount at 1 January	37,153	40,999
New leases	3,494	6,747
Accretion of interest recognised during the year	1,558	1,772
COVID-19-related rent concessions from lessors	(1,989)	(1,177)
Disposals as a result of lease termination	(1,186)	(281)
Payments	(9,763)	(12,601)
Exchange realignment	701	1,694
Carrying amount at 31 December	29,968	37,153
Analysed into:		
Current portion	8,483	10,017
Non-current portion	21,485	27,136

The maturity analysis of lease liabilities is set out in note 39 to the financial statements.

The Group has applied the practical expedient to all eligible rent concessions granted by the lessors for leases of certain properties during the year.

(c) The amounts recognised in profit or loss in relation to leases are as follows:

	2021 HK\$'000	2020 HK\$'000
Interest on lease liabilities	1,558	1,772
Depreciation charge of right-of-use assets	6,550	10,880
Expense relating to short-term leases	2,200	1,094
Gain on termination of a tenancy agreement	(51)	(20)
Variable lease payments not included in the measurement of lease liabilities	139	39
COVID-19-related rent concessions from lessors	(1,989)	(1,177)
Impairment of right-of-use assets	–	3,909
Total amount recognised in profit or loss	8,407	16,497

NOTES TO FINANCIAL STATEMENTS

31 December 2021

14. LEASES (CONTINUED)

The Group as a lessee (continued)

(d) Variable lease payments

The Group leased a number of the retail stores and units in shopping malls which contain variable lease payment terms that are based on the Group's turnover generated from the retail stores and the units in the shopping malls. There are also minimum annual base rental arrangements for these leases. The amounts of the fixed and variable lease payments recognised in profit or loss for the current year for these leases are HK\$11,963,000 (2020: HK\$13,695,000) and HK\$139,000 (2020: HK\$39,000), respectively.

2021

	Fixed payments HK\$'000	Variable payments HK\$'000	Total HK\$'000
Fixed rent	8,693	–	8,693
Variable rent with minimum payment	3,270	139	3,409
	11,963	139	12,102

2020

	Fixed payments HK\$'000	Variable payments HK\$'000	Total HK\$'000
Fixed rent	8,887	–	8,887
Variable rent with minimum payment	4,808	39	4,847
	13,695	39	13,734

NOTES TO FINANCIAL STATEMENTS

31 December 2021

15. GOODWILL

	2021 HK\$'000	2020 HK\$'000
At beginning of year:		
Cost	4,579	4,579
Accumulated impairment	(4,579)	–
Net carrying amount	–	4,579
Cost at beginning of year, net of accumulated impairment	–	4,579
Impairment during the year	–	(4,579)
Net carrying amount at end of year	–	–
At end of year:		
Cost	4,579	4,579
Accumulated impairment	(4,579)	(4,579)
Net carrying amount	–	–

Impairment testing of goodwill

Goodwill acquired through business combination had been allocated to the financial investments operation cash-generating unit, which is a reportable segment, for impairment testing.

In 2020, the recoverable amount of the financial investments operation cash-generating unit had been determined based on a calculation using cash flow projections based on financial budgets covering a five-year period approved by senior management. The pre-tax discount rate applied to the cash flow projections was 15.7% and cash flows beyond the five-year period were extrapolated using a growth rate of 0%.

Assumptions were used in the calculation of the financial investments operation cash-generating unit for 31 December 2020. The following describes each key assumption on which management had based its cash flow projections to undertake impairment testing of goodwill:

Terminal growth rate – The terminal growth rate used reflects the terminal growth relating to the financial investments operation in Hong Kong.

Budgeted operating expenses – The basis used to determine the value assigned to the budgeted operating expenses is the management's expectations for future operations of asset management.

Discount rate – The discount rate used was before tax and reflects specific risks relating to the financial investments operation in Hong Kong.

During the year ended 31 December 2020, an impairment loss of HK\$4,579,000 was provided in relation to the financial investments operation cash-generating unit as the recoverable amount of this cash-generating unit was reduced to nil at the end of the reporting period. The impairment loss arose as a result of the less than satisfactory past and expected performance of the financial investments operation cash-generating unit.

NOTES TO FINANCIAL STATEMENTS

31 December 2021

16. DEBT INVESTMENTS AT AMORTISED COST

	2021 HK\$'000	2020 HK\$'000
Financial assets measured at amortised cost		
Listed debt investments	590,584	631,395
Impairment allowance	(107,838)	(8,229)
	482,746	623,166
Less: current portion	(260,621)	(40,013)
	222,125	583,153

As at 31 December 2021, the effective interest rates of the debt investments ranged from 5.11% to 5.88% (2020: 5.11% to 6.88%) per annum and these investments will mature in years from 2022 to 2023.

As at 31 December 2021, the Group had a debt investment with a carrying amount of HK\$116,002,000 which would mature in January 2022. Subsequent to the reporting period, the maturity date of such debt investment has been extended to July 2022. The Group has another debt investment with a carrying amount of HK\$144,619,000 which would mature in August 2022. Accordingly, these listed debt investments were re-classified to current assets as at 31 December 2021.

An impairment analysis is performed at each reporting date by considering the probability of default of comparable companies with published credit ratings. The Group applies the general approach and measures impairment allowance for listed debt investments at an amount equal to lifetime expected credit losses. The listed debt investments are categorised in Stage 2 as at 31 December 2021 as the credit risk has increased since initial recognition. As at 31 December 2021, HK\$144,619,000 of the listed debt investments were of investment grade and HK\$338,127,000 were of non-investment grade on the credit rating of Moody's. All debt investments were listed on a recognised stock exchange. The probability of default applied ranged from 2.9% to 39.4% (2020: 0.8% to 2.5%) and the loss given default was estimated to be ranged from 45.0% to 62.9% (2020: 56.5% to 62.9%). Expected credit loss allowance of HK\$107,838,000 (2020: HK\$8,229,000) was recognised for the listed debt investments during the year ended 31 December 2021 and was mainly resulted from the increase in credit risk.

The fair value of listed debt investments at amortised cost was HK\$308,576,000 as at 31 December 2021 and HK\$151,532,000 as at the date of approval of these financial statements after redemption of an aggregate principal amount of HK\$31,938,000 in January 2022, which was determined by reference to published prices in an active market. Assuming the portfolio of the Group's listed debt investments at amortised cost remained unchanged, the fair value of the listed debt investments at amortised cost would be HK\$158,359,000 as at the date of approval of these financial statements.

As at 31 December 2020, certain of the Group's debt investments at amortised cost amounting to US\$2,954,000 (equivalent to approximately HK\$22,893,000) were pledged to secure certain of the Group's bank loans.

NOTES TO FINANCIAL STATEMENTS

31 December 2021

17. EQUITY INVESTMENTS DESIGNATED AT FAIR VALUE THROUGH OTHER COMPREHENSIVE INCOME

	Notes	2021 HK\$'000	2020 HK\$'000
Non-current:			
Unlisted equity investment, at fair value			
Hebei Jialian Industrial Group Co., Ltd.	(i)	7,818	7,612
Listed perpetual security, at fair value			
Shui On Development (Holding) Limited ("Shui On")	(ii), (iii)	–	341,498
		7,818	349,110
Current:			
Listed perpetual security, at fair value			
Shui On	(ii), (iii), (iv)	327,142	–
		334,960	349,110

The above equity investments were irrevocably designated at fair value through other comprehensive income as the Group considers these investments to be strategic in nature.

Notes:

- (i) During the year ended 31 December 2021, the gross gain in respect of the Group's unlisted equity investment in Hebei Jialian Industrial Group Co., Ltd (河北省嘉聯實業集團有限公司*) recognised in other comprehensive loss amounted to HK\$12,000 (2020: gross loss of HK\$27,000).
- (ii) During the year ended 31 December 2021, the gross loss in respect of the Group's listed perpetual security in Shui On recognised in other comprehensive loss amounted to HK\$14,356,000 (2020: HK\$1,732,000). During the year ended 31 December 2021, the Group received distribution in the amount of HK\$21,824,000 (2020: HK\$22,380,000).
- (iii) The market value of the Group's listed perpetual security in Shui On at the date of approval of these financial statements was approximately HK\$308,762,000.
- (iv) The directors of the Company is of the opinion that the listed perpetual security that is callable in June 2022 will be redeemed within 2022. Accordingly, the listed perpetual security was re-classified to current assets as at 31 December 2021.

* The official name of this entity is in Chinese. The English translation is for identification purpose only.

NOTES TO FINANCIAL STATEMENTS

31 December 2021

18. INVENTORIES

	2021	2020
	HK\$'000	HK\$'000
Raw materials	1,480	1,559
Work in progress	152,737	50,710
Finished goods	12,539	17,036
	166,756	69,305

19. TRADE RECEIVABLES

	2021	2020
	HK\$'000	HK\$'000
Trade receivables	266,115	141,011
Impairment allowance	(14,733)	(4,591)
	251,382	136,420

The Group's trading terms with its customers are mainly on credit, except for new customers, where payment in advance is normally required. The credit period is generally 15 to 90 days. The Group seeks to maintain strict control over its outstanding receivables and has a credit control department to minimise credit risk. Overdue balances are reviewed regularly by senior management. In view of the aforementioned and the fact that the Group's trade receivables relate to a large number of diversified customers, there is no significant concentration of credit risk. The Group does not hold any collateral or other credit enhancements over its trade receivable balances. Trade receivables are non-interest-bearing.

An ageing analysis of the trade receivables as at the end of the reporting period, based on the invoice date and net of loss allowance, is as follows:

	2021	2020
	HK\$'000	HK\$'000
Less than 4 months	213,153	94,487
4 to 6 months	29,285	32,122
7 to 12 months	8,183	5,230
Over 1 year	761	4,581
	251,382	136,420

Included in the trade receivable balance as at 31 December 2021 are receivables from a related party amounting to HK\$3,120,000 (2020: Nil). The amount is unsecured, non-interest-bearing and has a repayment term of 30 days, which is the term similar to those offered to other major customers of the Group.

NOTES TO FINANCIAL STATEMENTS

31 December 2021

19. TRADE RECEIVABLES (CONTINUED)

The movements in the loss allowance for trade receivables are as follows:

	2021	2020
	HK\$'000	HK\$'000
At beginning of year	4,591	3,060
Impairment losses	9,976	1,274
Exchange realignment	166	257
At end of year	14,733	4,591

The increase (2020: increase) in the loss allowance was due to the changes in the expected credit loss rate with reference to the change in the general economic environment.

An impairment analysis is performed at each reporting date using a provision matrix to measure expected credit losses. The provision rates are based on days past due for groupings of various customer segments with similar loss patterns (i.e., by customer type and credit rating). The calculation reflects the probability-weighted outcome, the time value of money and reasonable and supportable information that is available at the reporting date about past events, current conditions and forecasts of future economic conditions.

Set out below is the information about the credit risk exposure on the Group's trade receivables using a provision matrix:

As at 31 December 2021

	Current	Past due			Over 1 year	Total
		Less than 4 months	4 to 6 months	7 to 12 months		
Expected credit loss rate	2.1%	6.5%	8.0%	13.5%	71.3%	5.5%
Gross carrying amount (HK\$'000)	196,069	13,691	38,001	11,046	7,308	266,115
Expected credit loss (HK\$'000)	4,110	892	3,034	1,489	5,208	14,733

As at 31 December 2020

	Current	Past due			Over 1 year	Total
		Less than 4 months	4 to 6 months	7 to 12 months		
Expected credit loss rate	1.9%	3.1%	4.4%	6.9%	22.9%	3.3%
Gross carrying amount (HK\$'000)	97,925	5,285	19,131	15,791	2,879	141,011
Expected credit loss (HK\$'000)	1,827	166	846	1,092	660	4,591

NOTES TO FINANCIAL STATEMENTS

31 December 2021

20. PREPAYMENTS, DEPOSITS AND OTHER RECEIVABLES

	2021 HK\$'000	2020 HK\$'000
Prepayments	30,391	27,618
Deposits and other receivables	49,510	21,295
	79,901	48,913
Impairment allowance	(639)	(970)
Total	79,262	47,943
Portion classified as non-current portion	(605)	(975)
Current portion	78,657	46,968

The movements in the loss allowance for prepayments, deposits and other receivables are as follows:

	2021 HK\$'000	2020 HK\$'000
At beginning of year	970	1,907
Reversal of impairment losses, net	(342)	(959)
Exchange realignment	11	22
At end of year	639	970

Deposits and other receivables mainly represent advances to staff and bond interest receivables. Where applicable, an impairment analysis is performed at each reporting date by considering the probability of default of comparable companies with published credit ratings. As at 31 December 2021, the probability of default applied ranged from 0.1% to 12.9% (2020: 0.1% to 14.9%) and the loss given default was estimated to be ranged from 59.4% to 64.9% (2020: 62.7%). In the situation where no comparable companies with credit ratings can be identified, expected credit losses are estimated by applying a loss rate approach with reference to the historical loss record of the Group. The loss rate is adjusted to reflect the current conditions and forecasts of future economic conditions, as appropriate.

The financial assets included in the above balances relate to receivables for which there was no recent history of default and past due amounts.

NOTES TO FINANCIAL STATEMENTS

31 December 2021

21. CONTRACT ASSETS

	31 December 2021 HK\$'000	31 December 2020 HK\$'000	1 January 2020 HK\$'000
Contract assets arising from interior decoration and renovation services	158,253	48,021	67,943
Impairment allowance	(3,314)	(853)	(3,157)
	154,939	47,168	64,786

Contract assets are initially recognised for revenue earned from the provision of interior decoration and renovation services as the receipt of consideration is conditional on successful completion of the decoration and renovation. Included in contract assets for interior decoration and renovation services are retention receivables. Upon completion of decoration or renovation and acceptance by the customer, the amounts recognised as contract assets are reclassified to trade receivables. The increase in contract assets in 2021 was due to the increase in ongoing interior decoration and renovation services at the end of the year. The decrease in contract assets in the prior year was the result of the decrease in the ongoing interior decoration and renovation services at the end of 2020.

During the year ended 31 December 2021, HK\$3,314,000 (2020: HK\$853,000) was recognised as an allowance for expected credit losses on contract assets. The Group's trading terms with customers are set out in note 19 to the financial statements.

The expected timing of recovery or settlement for contract assets as at 31 December is as follows:

	2021 HK\$'000	2020 HK\$'000
Within one year	154,939	47,168

The movements in the loss allowance for impairment of contract assets are as follows:

	2021 HK\$'000	2020 HK\$'000
At beginning of year	853	3,157
Impairment losses/(reversal of impairment losses), net	2,424	(2,354)
Exchange realignment	37	50
At end of year	3,314	853

An impairment analysis is performed at each reporting date using a provision matrix to measure expected credit losses. The provision rates for the measurement of the expected credit losses of the contract assets are based on those of the trade receivables as the contract assets and the trade receivables are from the same customer base. The provision rates of contract assets are based on days past due of trade receivables for groupings of various customer segments with similar loss patterns (i.e., by customer type and credit rating). The calculation reflects the probability-weighted outcome, the time value of money and reasonable and supportable information that is available at the reporting date about past events, current conditions and forecasts of future economic conditions.

NOTES TO FINANCIAL STATEMENTS

31 December 2021

21. CONTRACT ASSETS (CONTINUED)

Set out below is the information about the credit risk exposure on the Group's contract assets using a provision matrix:

	2021	2020
Expected credit loss rate	2.1%	1.8%
Gross carrying amount (HK\$'000)	158,253	48,021
Expected credit losses (HK\$'000)	3,314	853

22. DUE FROM RELATED COMPANIES

Particulars of the amounts due from related companies, disclosed pursuant to section 383(1)(d) of the Hong Kong Companies Ordinance and Part 3 of the Companies (Disclosure of Information about Benefits of Directors) Regulation, are as follows:

Name	Balance at 31 December 2021 HK\$'000	Maximum amount outstanding during the year HK\$'000	Balance at 31 December 2020 and 1 January 2021 HK\$'000	Maximum amount outstanding during the prior year HK\$'000	Balance at 1 January 2020 HK\$'000
Gantin Limited	5,602	7,516	6,359	7,923	1,570
Glory Star Investments Limited	96	96	71	2,158	677
Golden Sunshine Enterprises Limited	-	18	18	191	15
Grand Wealth Development Limited	-	10	10	43	-
Gloryear Management Limited	-	-	-	5	5
Rank Profit Industries Limited	-	-	-	8	3
	5,698		6,458		2,270
Impairment allowance	(317)		(584)		(114)
	5,381		5,874		2,156

All of the above related companies are controlled by Mr. Charles Yeung and/or Mr. Yeung Chun Fan, both of them are directors of the Company.

The amounts are unsecured, interest-free and have no fixed terms of repayment.

NOTES TO FINANCIAL STATEMENTS

31 December 2021

23. FINANCIAL ASSETS AT FAIR VALUE THROUGH PROFIT OR LOSS

	2021 HK\$'000	2020 HK\$'000
Unlisted investments, at fair value	–	87,784

The above unlisted investments as at 31 December 2020 were wealth management products issued by banks in Mainland China with interest rate varied in relation to the relative movement of the underlying variables. They were mandatorily classified as financial assets at fair value through profit or loss as their contractual cash flows are not solely payments of principal and interest. Details of the fair value hierarchy of the financial assets at fair value through profit or loss are set out in note 38 to the financial statements.

24. CASH AND CASH EQUIVALENTS AND PLEDGED DEPOSITS

	Note	2021 HK\$'000	2020 HK\$'000
Cash and bank balances		337,528	208,598
Time deposits		1,434,830	1,522,202
		1,772,358	1,730,800
Less: Pledged time deposits for short term bank loans	27(a)	–	(18,582)
Cash and cash equivalents		1,772,358	1,712,218

At the end of the reporting period, the cash and cash equivalents of the Group denominated in Renminbi (“RMB”) amounted to HK\$111,924,000 (2020: HK\$1,501,236,000). The RMB is not freely convertible into other currencies, however, under Mainland China’s Foreign Exchange Control Regulations and Administration of Settlement, Sale and Payment of Foreign Exchange Regulations, the Group is permitted to exchange RMB for other currencies through banks authorised to conduct foreign exchange business.

Cash at banks earns interest at floating rates based on daily bank deposit rates. Short term time deposits are made for varying periods of between one day and three months depending on the immediate cash requirements of the Group, and earn interest at the respective short term time deposit rates. The bank balances and deposits are deposited with creditworthy banks with no recent history of default.

NOTES TO FINANCIAL STATEMENTS

31 December 2021

25. TRADE PAYABLES

An ageing analysis of the trade payables as at the end of the reporting period, based on the invoice date, is as follows:

	2021 HK\$'000	2020 HK\$'000
Less than 4 months	226,919	88,602
4 to 6 months	800	1,495
Over 6 months	932	1,197
	228,651	91,294

The trade payables are non-interest-bearing and are normally settled on 105-day terms.

26. OTHER PAYABLES AND ACCRUALS, CONTRACT LIABILITIES AND DEFERRED INCOME

	Notes	2021 HK\$'000	2020 HK\$'000
Accruals		202,612	159,883
Other payables	(a)	53,291	30,713
Amounts due to related companies	(b)	6,737	13,262
		262,640	203,858
Contract liabilities	(c)	250,167	173,550
Deferred income	(d)	1,822	–

Notes:

- (a) Other payables are non-interest-bearing and have an average credit term of three months.
- (b) Amounts due to related companies are unsecured, interest-free and do not have a fixed term of repayment.

NOTES TO FINANCIAL STATEMENTS

31 December 2021

26. OTHER PAYABLES AND ACCRUALS, CONTRACT LIABILITIES AND DEFERRED INCOME (CONTINUED)

Notes: (continued)

(c) Details of contract liabilities are as follows:

	31 December 2021 HK\$'000	31 December 2020 HK\$'000	1 January 2020 HK\$'000
Interior decoration and renovation services	249,934	160,206	42,828
Export of apparel products	233	13,344	–
	250,167	173,550	42,828

Contract liabilities include short-term advances received to deliver apparel products and furniture and render interior decoration and renovation services. The increase in the contract liabilities in 2021 and 2020 was mainly due to the increase in advance payments from major customers with regard to interior decoration and renovation and sales of fixtures and furniture.

(d) Deferred income include government grants received in relation to certain innovation and technological projects. The grants received will be released to profit or loss upon completion of the projects or the recognition criteria has been fulfilled.

NOTES TO FINANCIAL STATEMENTS

31 December 2021

27. INTEREST-BEARING BANK BORROWINGS

	31 December 2021			31 December 2020		
	Effective interest rate (%)	Maturity	HK\$'000	Effective interest rate (%)	Maturity	HK\$'000
Current						
Bank loans – secured			–	1.25–4.05	On demand or 2021	17,720
Bank loans – unsecured	4.60	2022	19,400			–
			19,400			17,720
				2021		2020
				HK\$'000		HK\$'000
Analysed into:						
Bank loans repayable:						
Within one year or on demand				19,400		17,720

Notes:

- (a) As at 31 December 2021, the Group's bank loans were secured by corporate guarantees provided by the shareholders of Shijiazhuang Changhong. As at 31 December 2020, certain of the Group's bank loans were secured by the pledge of certain of the Group's time deposits amounting to HK\$6,513,000 and RMB10,210,000 (equivalent to HK\$12,069,000), and certain of the Group's debt investments at amortised cost amounting to US\$2,954,000 (equivalent to approximately HK\$22,893,000).
- (b) As at 31 December 2021, all of the Group's bank borrowings were denominated in RMB. As at 31 December 2020, except for a bank borrowing of approximately HK\$11,820,000 which was denominated in RMB, all of the Group's bank borrowings were denominated in HKD.
- (c) As at 31 December 2021, all bank loans of the Group bear interest at fixed interest rates (2020: floating interest rates).

NOTES TO FINANCIAL STATEMENTS

31 December 2021

28. DEFERRED TAX

The movements in deferred tax liabilities and assets during the year are as follows:

Deferred tax liabilities

	Depreciation allowance in excess of related depreciation		Withholding taxes		Total	
	2021	2020	2021	2020	2021	2020
	HK\$'000	HK\$'000	HK\$'000	HK\$'000	HK\$'000	HK\$'000
At 1 January	25	71	1,025	–	1,050	71
Deferred tax charged/ (credited) to the statement of profit or loss during the year	2	(46)	188	1,025	190	979
Exchange realignment	–	–	29	–	29	–
Gross deferred tax liabilities at 31 December	27	25	1,242	1,025	1,269	1,050

Deferred tax assets

	Fair value loss on equity investment at FVOCI		Right-of-use assets		Impairment and provisions		Losses available for offsetting taxable profits		Total	
	2021	2020	2021	2020	2021	2020	2021	2020	2021	2020
	HK\$'000	HK\$'000	HK\$'000	HK\$'000	HK\$'000	HK\$'000	HK\$'000	HK\$'000	HK\$'000	HK\$'000
At 1 January	625	589	1,573	759	6,271	6,068	745	578	9,214	7,994
Deferred tax credited/ (charged) to the statement of profit or loss during the year	–	–	(803)	791	1,465	66	86	167	748	1,024
Deferred tax (charged)/ credited to other comprehensive income during the year	(2)	4	–	–	–	–	–	–	(2)	4
Exchange realignment	22	32	1	23	5	137	–	–	28	192
Gross deferred tax assets at 31 December	645	625	771	1,573	7,741	6,271	831	745	9,988	9,214

The Group has tax losses arising in Hong Kong of HK\$5,039,000 (2020: HK\$8,234,000), subject to agreement by the Hong Kong Inland Revenue Department (the "IRD"), that are available indefinitely for offsetting against future taxable profits of the companies in which the losses arose. Deferred tax assets have not been recognised in respect of these losses as they have arisen in subsidiaries that have been loss-making for some time and it is not considered probable that taxable profits will be available against which the tax losses can be utilised.

NOTES TO FINANCIAL STATEMENTS

31 December 2021

28. DEFERRED TAX (CONTINUED)

Pursuant to the PRC Corporate Income Tax Law, a 10% withholding tax is levied on dividends declared to foreign investors from the foreign investment enterprises established in Mainland China. The requirement is effective from 1 January 2008 and applies to earnings after 31 December 2007. A lower withholding tax rate may be applied if there is a tax treaty between Mainland China and the jurisdiction of the foreign investors. For the Group, the applicable rate is 5% or 10%. The Group is therefore liable for withholding taxes on dividends distributed by those subsidiaries established in Mainland China in respect of earnings generated from 1 January 2008.

At 31 December 2021, deferred tax of HK\$1,242,000 has been recognised for withholding taxes that would be payable on the unremitted earnings that are subject to withholding taxes of one of the Group's subsidiaries established in Mainland China. In the opinion of the Directors, it is not probable that the other subsidiaries established in Mainland China will distribute the unremitted earnings in the foreseeable future. The aggregate amount of temporary differences associated with investments in these subsidiaries in Mainland China for which deferred tax liabilities have not been recognised totalled approximately HK\$27,812,000 at 31 December 2021 (2020: HK\$27,138,000).

There are no income tax consequences attaching to the payment of dividends by the Company to its shareholders.

NOTES TO FINANCIAL STATEMENTS

31 December 2021

29. SHARE CAPITAL

Shares

	Number of ordinary shares		2021	2020
	2021 '000	2020 '000	HK\$'000	HK\$'000
Authorised:				
Ordinary shares of HK\$0.10 each	6,000,000	6,000,000	600,000	600,000
Issued and fully paid:				
Ordinary shares of HK\$0.10 each	1,530,028	1,528,336	153,003	152,834

A summary of movements in the Company's issued share capital is as follows:

	Number of shares in issue of HK\$0.1 each '000	Issued capital HK\$'000	Share premium account HK\$'000	Total HK\$'000
At 1 January 2020, 31 December 2020 and 1 January 2021	1,528,336	152,834	733,815	886,649
Issue of shares (Note)	15,000	1,500	16,500	18,000
Cancellation of shares repurchased (note 31(ii))	(13,308)	(1,331)	(9,586)	(10,917)
Share issue expenses	-	-	(404)	(404)
At 31 December 2021	1,530,028	153,003	740,325	893,328

Note: On 27 January 2021, a total of 15,000,000 ordinary shares at the subscription price of HK\$1.20 per subscription share were allotted and issued by the Company to iFree Group (HK) Limited, an independent third party. These shares rank pari passu in all respects with the then existing shares in issue.

NOTES TO FINANCIAL STATEMENTS

31 December 2021

30. SHARE OPTION SCHEME

A share option scheme (the “Scheme”) was adopted by the Company on 2 June 2015, unless otherwise terminated or amended, the Scheme will remain in force for 10 years from the date of adoption.

The purpose of the Scheme is to attract and retain the best quality personnel for the development of the Group’s businesses; to provide additional incentives to employees, officers and directors of the Group; and to promote the long term financial success of the Group by aligning the interests of option holders to shareholders.

Pursuant to the Scheme, the maximum number of shares in respect of which options may be granted must not in aggregate exceed 10% of the shares in issue at the date of approval of the Scheme. The maximum number of shares issuable under share options to each eligible participant in the Scheme in any 12-month period is limited to 1% of the ordinary shares of the Company in issue.

The offer of a grant of share options may be accepted within 28 days from the date of offer, upon payment of a nominal consideration of HK\$1 in total by the grantee. The exercise period of the share options granted is determinable by the Directors, and commences after a certain vesting period and ends on a date which is not later than 10 years from the date of the offer of the share options.

The subscription price of the share options is determinable by the board of directors, but shall not be less than whichever is the highest of (i) the closing price of the ordinary shares of the Company as stated in the Stock Exchange’s daily quotation sheet on the date of grant, which must be a business day; (ii) the average closing price of the ordinary shares of the Company as stated in the Stock Exchange’s daily quotation sheets for the five business days immediately preceding the date of grant; and (iii) the nominal value of an ordinary share of the Company.

No share options were granted under the Scheme for the years ended 31 December 2021 and 2020. 103,871,400 shares are issuable under the Scheme, representing approximately 6.79% of the total number of issued shares of the Company at the reporting date.

At the end of the reporting period, the Company did not have any share options outstanding under the Scheme (2020: Nil).

At the date of approval of these financial statements, the Company did not have any share options outstanding under the Scheme.

NOTES TO FINANCIAL STATEMENTS

31 December 2021

31. RESERVES

The amounts of the Group's reserves and the movements therein for the current and prior years are presented in the consolidated statement of changes in equity.

(i) Contributed surplus

The Group's contributed surplus represents the excess of the nominal value of the share capital issued by the Company and the aggregate of the share capital and the share premium of the subsidiaries acquired pursuant to the Group reorganisation prior to the listing of the Company's shares in 1996.

(ii) Treasury shares

During the year ended 31 December 2021, the Company repurchased 15,300,000 of its own ordinary shares on the Stock Exchange at an aggregate consideration of approximately HK\$12,578,000. 13,308,000 repurchased of ordinary shares were cancelled by the Company in 2021. Upon the cancellation of the 13,308,000 shares repurchased, the issued share capital of the Company was reduced by the par value of HK\$1,331,000 and the premium paid on the repurchase of these cancelled shares of HK\$9,586,000, including transaction costs, was deducted from share premium of the Company. As at 31 December 2021, 1,992,000 ordinary shares were repurchased but not yet cancelled by the Company and were included in "Treasury Shares" in the Company's reserves at the purchase consideration (including transaction costs) of HK\$1,661,000. These treasury shares are not yet cancelled at the reporting date.

The Company did not repurchase any of its own ordinary shares on the Stock Exchange during the year ended 31 December 2020.

(iii) Other reserves

Other reserves comprise:

- (1) pursuant to the relevant laws and regulations, a portion of the profits of the Group's subsidiaries in Mainland China has been transferred to other reserves, which are restricted as to use; and
- (2) the difference between the amounts of consideration and the carrying amounts of non-controlling interests acquired.

NOTES TO FINANCIAL STATEMENTS

31 December 2021

32. PARTLY-OWNED SUBSIDIARIES WITH MATERIAL NON-CONTROLLING INTERESTS

Details of the Group's subsidiaries that have material non-controlling interests are set out below:

Name of subsidiary	Country of incorporation and principal place of business	Proportion of ownership interests and voting rights held by non-controlling interests		Profit attributable to non-controlling interests		Accumulated non-controlling interests	
		2021	2020	2021	2020	2021	2020
				HK\$'000	HK\$'000	HK\$'000	HK\$'000
Shijiazhuang Changhong	China	41.5%	35%	6,092	7,992	23,096	22,216
Individually immaterial subsidiaries with non-controlling interests				73	107	339	241
				6,165	8,099	23,435	22,457
						2021 HK\$'000	2020 HK\$'000
Dividends payable/paid to non-controlling interests						13,592	4,511

The following tables illustrate the summarised financial information of Shijiazhuang Changhong. The amounts disclosed are before any inter-company eliminations:

	2021 HK\$'000	2020 HK\$'000
Revenue	694,637	468,685
Total expenses	680,025	440,554
Profit for the year	14,612	23,314
Total comprehensive income for the year	14,622	21,711
Current assets	676,690	429,494
Non-current assets	49,239	45,397
Current liabilities	(652,154)	(386,224)
Non-current liabilities	(20,557)	(23,098)
Net cash flows (used in)/from operating activities	(82,656)	87,626
Net cash flows from/(used in) investing activities	17,840	(1,997)
Net cash flows used in financing activities	(6,854)	(14,717)
Net (decrease)/increase in cash and cash equivalents	(71,670)	70,912

NOTES TO FINANCIAL STATEMENTS

31 December 2021

33. NOTES TO THE CONSOLIDATED STATEMENT OF CASH FLOWS

(a) Major non-cash transactions

During the year, the Group had non-cash additions to right-of-use assets and lease liabilities of HK\$3,515,000 (2020: HK\$6,782,000) and HK\$3,494,000 (2020: HK\$6,747,000), respectively, in respect of lease arrangements for properties.

(b) Changes in liabilities arising from financing activities

2021

	Interest- bearing bank borrowings HK\$'000	Leases liabilities HK\$'000
At 1 January 2021	17,720	37,153
New bank borrowings made during the year	51,562	–
New leases	–	3,494
COVID-19-related rent concessions from lessors	–	(1,989)
Repayment during the year	(50,184)	(9,763)
Interest expenses	–	1,558
Disposals	–	(1,186)
Exchange realignment	302	701
At 31 December 2021	19,400	29,968

2020

	Interest- bearing bank borrowings HK\$'000	Leases liabilities HK\$'000
At 1 January 2020	16,456	40,999
New bank borrowings made during the year	11,111	–
New leases	–	6,747
COVID-19-related rent concessions from lessors	–	(1,177)
Repayment during the year	(10,556)	(12,601)
Interest expenses	–	1,772
Disposal	–	(281)
Exchange realignment	709	1,694
At 31 December 2020	17,720	37,153

NOTES TO FINANCIAL STATEMENTS

31 December 2021

33. NOTES TO THE CONSOLIDATED STATEMENT OF CASH FLOWS (CONTINUED)

(c) Total cash outflow for leases

	2021	2020
	HK\$'000	HK\$'000
Within operating activities	3,897	2,905
Within financing activities	8,205	10,829
	12,102	13,734

34. COMMITMENTS

At the end of the reporting period, the Group did not have any significant capital commitment.

35. DEEMED DISPOSAL OF PARTIAL INTEREST IN A SUBSIDIARY

Pursuant to a capital increase agreement dated 9 July 2021, a director and general manager of Shijiazhuang Changhong, an indirect non-wholly owned subsidiary of the Company, agreed to make a capital contribution for 10% of the enlarged share capital of Shijiazhuang Changhong, at a cash consideration of RMB6,125,000 (equivalent to approximately HK\$7,424,000). After the completion of this transaction on 13 July 2021, the Group's shareholding in Shijiazhuang Changhong was diluted from 65% to 58.5%.

- (i) Net assets at the date of deemed disposal of partial interest in Shijiazhuang Changhong and its subsidiaries were as follows:

	13 July 2021
	HK\$'000
Non-current assets	45,246
Current assets (other than cash and cash equivalents)	389,566
Cash and cash equivalents	47,316
Current liabilities	(424,514)
Non-current liabilities	(20,796)
Non-controlling interests	(710)
Net assets after subscription	36,108

NOTES TO FINANCIAL STATEMENTS

31 December 2021

35. DEEMED DISPOSAL OF PARTIAL INTEREST IN A SUBSIDIARY (CONTINUED)

- (ii) Gain recognised in the consolidated statement of changes in equity:

	2021 HK\$'000
Consideration of subscription	7,424
Net assets shared by non-controlling interests	(4,945)
Gain recognised in other reserve	2,479

36. RELATED PARTY TRANSACTIONS

- (a) In addition to the transactions detailed elsewhere in these financial statements, the Group had the following material transactions with related parties during the year:

	Notes	2021 HK\$'000	2020 HK\$'000
Rental payments paid to companies controlled by certain directors of the Company	(i)	39	1,717
Management fees paid to companies controlled by certain directors of the Company	(ii)	293	374
Interior decoration and renovation service income received from companies controlled by certain directors of the Company	(iii)	1,396	1,196
Sales of furniture to companies controlled by certain directors of the Company	(iv)	1,939	–
IT technical service fees paid to companies controlled by certain directors of the Company	(v)	294	–
Consulting service fee income	(vi)	4,800	6,000
Capital contribution by a company controlled by a director and general manager of a subsidiary of the Company	(vii)	7,424	–

Notes:

- (i) The rental payments were charged according to the rental agreements which were based on the prevailing open market rentals. COVID-19 related rent concession of HK\$1,380,000 (2020: Nil) was granted by a company controlled by certain directors of the Company with the amount mutually agreed by the parties.
- (ii) The management fees were charged according to the management service agreements signed between the parties and by reference to the cost of services provided.
- (iii) The interior decoration and renovation service fees were charged according to the prices mutually agreed by the parties and were either at market rates or at rates no less favourable to the Company than such rates offered to any other independent third party.
- (iv) The sales of furniture were charged according to the prices mutually agreed by the parties.

NOTES TO FINANCIAL STATEMENTS

31 December 2021

36. RELATED PARTY TRANSACTIONS (CONTINUED)

(a) (continued)

Notes: (continued)

- (v) The IT technical service fees were charged according to the costs mutually agreed by the parties on based on the prevailing market conditions for comparable IT services.
- (vi) The consulting service fees were charged according to the consulting service agreement signed between the parties based on the prevailing market conditions for comparable consulting services.
- (vii) Details of the capital contribution are set out in note 35 to the financial statements.

(b) Outstanding balances with related parties:

The Group had outstanding receivables from and payable to related companies of HK\$8,818,000 (2020: HK\$6,458,000) and HK\$6,737,000 (2020: HK\$13,262,000), respectively, as at the end of the reporting period. The balances with related companies are unsecured, interest-free and have no fixed terms of repayment.

(c) Compensation of key management personnel of the Group:

	2021	2020
	HK\$'000	HK\$'000
Short term employee benefits	2,667	4,349
Post-employment benefits	110	157
Total compensation paid to key management personnel	2,777	4,506

Further details of directors' emoluments are included in note 8 to the financial statements.

The related party transactions in respect of items (a)(i), (a)(ii), (a)(iii), (a)(iv), (a)(v), (a)(vi) and (a)(vii) above also constitute connected transactions or continuing connected transactions as defined in Chapter 14A of the Listing Rules.

NOTES TO FINANCIAL STATEMENTS

31 December 2021

37. FINANCIAL INSTRUMENTS BY CATEGORY

The carrying amounts of each of the categories of financial instruments as at the end of the reporting period are as follows:

2021

Financial assets

	Debt investments at amortised cost HK\$'000	Financial assets at amortised cost HK\$'000	Equity investments designated at fair value through other comprehensive income HK\$'000	Total HK\$'000
Debt investments at amortised cost	482,746	-	-	482,746
Equity investments designated at fair value through other comprehensive income	-	-	334,960	334,960
Trade receivables	-	251,382	-	251,382
Financial assets included in prepayments, deposits and other receivables	-	48,266	-	48,266
Due from related companies	-	5,381	-	5,381
Cash and cash equivalents	-	1,772,358	-	1,772,358
	482,746	2,077,387	334,960	2,895,093

Financial liabilities

	Financial liabilities at amortised cost HK\$'000
Trade payables	228,651
Financial liabilities included in other payables and accruals	221,096
Interest-bearing bank borrowings	19,400
Lease liabilities	29,968
	499,115

NOTES TO FINANCIAL STATEMENTS

31 December 2021

37. FINANCIAL INSTRUMENTS BY CATEGORY (CONTINUED)

2020

Financial assets

	Financial assets at fair value through profit or loss – mandatorily designated as such HK\$'000	Debt investments at amortised cost HK\$'000	Financial assets at amortised cost HK\$'000	Equity investments designated at fair value through other comprehensive income HK\$'000	Total HK\$'000
Debt investments at amortised cost	–	623,166	–	–	623,166
Equity investments designated at fair value through other comprehensive income	–	–	–	349,110	349,110
Trade receivables	–	–	136,420	–	136,420
Financial assets included in prepayments, deposits and other receivables	–	–	20,325	–	20,325
Due from related companies	–	–	5,874	–	5,874
Financial assets at fair value through profit or loss	87,784	–	–	–	87,784
Pledged deposits	–	–	18,582	–	18,582
Cash and cash equivalents	–	–	1,712,218	–	1,712,218
	87,784	623,166	1,893,419	349,110	2,953,479

Financial liabilities

	Financial liabilities at amortised cost HK\$'000
Trade payables	91,294
Financial liabilities included in other payables and accruals	170,835
Interest-bearing bank borrowings	17,720
Lease liabilities	37,153
	317,002

NOTES TO FINANCIAL STATEMENTS

31 December 2021

38. FAIR VALUE AND FAIR VALUE HIERARCHY OF FINANCIAL INSTRUMENTS

The carrying amounts and fair values of the Group's financial instruments, other than those with carrying amounts that reasonably approximate to fair values, are as follows:

	Carrying amounts		Fair values	
	2021	2020	2021	2020
	HK\$'000	HK\$'000	HK\$'000	HK\$'000
Financial assets				
Debt investments at amortised cost	482,746	623,166	308,576	589,119

Management has assessed that the fair values of cash and cash equivalents, trade receivables, trade payables, the current portion of financial assets included in prepayments, deposits and other receivables, financial liabilities included in other payables and accruals, amounts due from/to related companies, and the current portion of interest-bearing bank borrowings approximate to their carrying amounts largely due to the short term maturities of these instruments.

The fair values of the financial assets and liabilities are included at the amount at which the instrument could be exchanged in a current transaction between willing parties, other than in a forced or liquidation sale. The following methods and assumptions were used to estimate the fair values:

The Group's own non-performance risk for interest-bearing bank borrowings as at 31 December 2021 and 2020 was assessed to be insignificant. The fair values of the interest-bearing bank borrowings approximate to their carrying amounts as at 31 December 2021 and 2020.

The Group invests in unlisted investments, which represent wealth management products issued by banks in Mainland China as at 31 December 2020. The Group has estimated the fair value of these unlisted investments by reference to the accumulated historical performance issued by the banks. The expected rates of return of such investments ranged from 2.4% to 3.2% as at 31 December 2020.

The fair values of listed equity investments are based on quoted market prices. The fair value of unlisted equity investment designated at fair value through other comprehensive income has been estimated using a market-based valuation technique discounted cash flow valuation model based on assumptions that are not supported by observable market prices or rates. The valuation requires the Directors to determine comparable public companies (peers) based on industry, size, leverage and strategy, and to calculate an appropriate price multiple, such as enterprise value to invested capital ("EV/Invested Capital") multiple for each comparable company identified. The multiple is calculated by dividing the enterprise value of the comparable company by invested capital. The multiple is then discounted for considerations such as illiquidity and size differences between the comparable companies based on company-specific facts and circumstances. The discounted multiple is applied to the corresponding invested capital of the unlisted equity investment to measure the fair value. The Directors believe that the estimated fair values resulting from the valuation technique, which are recorded in the consolidated statement of financial position, and the related changes in fair values, which are recorded in other comprehensive income, are reasonable, and that they were the most appropriate values at the end of the reporting period.

NOTES TO FINANCIAL STATEMENTS

31 December 2021

38. FAIR VALUE AND FAIR VALUE HIERARCHY OF FINANCIAL INSTRUMENTS (CONTINUED)

For the fair value of the unlisted equity investment at fair value through other comprehensive income, management has estimated the potential effect of using reasonably possible alternatives as inputs to the valuation model.

Below is a summary of the significant unobservable input to the valuation of financial instruments together with a quantitative sensitivity analysis as at 31 December 2021 and 2020:

	Valuation technique	Significant unobservable input	Value of input	Sensitivity of fair value to the input
Unlisted equity investment	Market approach	Median EV/ Invested Capital	2021: 1.0 (2020: 1.0)	0.1 (2020: 0.1) increase/ decrease in multiple would result in increase/decrease in fair value by HK\$25,000 (2020: HK\$28,000)
		Discount for lack of marketability	2021: 15.8% (2020: 15.8%)	1.0% (2020: 1.0%) increase/decrease in multiple would result in decrease/ increase in fair value by HK\$75,000 (2020: HK\$90,000)

The discount for lack of marketability represents the amounts of premiums and discounts determined by the Group that market participants would take into account when pricing the investments.

NOTES TO FINANCIAL STATEMENTS

31 December 2021

38. FAIR VALUE AND FAIR VALUE HIERARCHY OF FINANCIAL INSTRUMENTS (CONTINUED)

Fair value hierarchy

The following tables illustrate the fair value measurement hierarchy of the Group's financial instruments:

Assets measured at fair value:

As at 31 December 2021

	Fair value measurement using			Total HK\$'000
	Quoted prices in active markets (Level 1) HK\$'000	Significant observable inputs (Level 2) HK\$'000	Significant unobservable inputs (Level 3) HK\$'000	
Equity investments designated at fair value through other comprehensive income:				
Listed equity investment	327,142	–	–	327,142
Unlisted equity investment	–	–	7,818	7,818
	327,142	–	7,818	334,960

As at 31 December 2020

	Fair value measurement using			Total HK\$'000
	Quoted prices in active markets (Level 1) HK\$'000	Significant observable inputs (Level 2) HK\$'000	Significant unobservable inputs (Level 3) HK\$'000	
Equity investments designated at fair value through other comprehensive income:				
Listed equity investment	341,498	–	–	341,498
Unlisted equity investment	–	–	7,612	7,612
Financial assets at fair value through profit or loss	–	87,784	–	87,784
	341,498	87,784	7,612	436,894

During the year, there were no transfers of fair value measurement between Level 1 and Level 2 for both financial assets and financial liabilities, and no transfers into or out of Level 3 for financial assets (2020: Nil).

NOTES TO FINANCIAL STATEMENTS

31 December 2021

38. FAIR VALUE AND FAIR VALUE HIERARCHY OF FINANCIAL INSTRUMENTS (CONTINUED)

Fair value hierarchy (continued)

Assets measured at fair value: (continued)

The movements in fair value measurements within Level 3 during the year are as follows:

	2021	2020
	HK\$'000	HK\$'000
Equity investment designated at fair value through other comprehensive income		
At 1 January	7,612	7,182
Gain/(loss) recognised in other comprehensive income	12	(27)
Exchange realignment	194	457
At 31 December	7,818	7,612

Liabilities measured at fair value:

The Group did not have any financial liabilities measured at fair value as at 31 December 2021 and 2020.

Assets for which fair values are disclosed:

As at 31 December 2021

	Fair value measurement using			Total
	Quoted prices in active markets (Level 1) HK\$'000	Significant observable inputs (Level 2) HK\$'000	Significant unobservable inputs (Level 3) HK\$'000	
Debt investments at amortised cost	308,576	–	–	308,576

As at 31 December 2020

	Fair value measurement using			Total
	Quoted prices in active markets (Level 1) HK\$'000	Significant observable inputs (Level 2) HK\$'000	Significant unobservable inputs (Level 3) HK\$'000	
Debt investments at amortised cost	589,119	–	–	589,119

NOTES TO FINANCIAL STATEMENTS

31 December 2021

39. FINANCIAL RISK MANAGEMENT OBJECTIVES AND POLICIES

The Group's principal financial instruments comprise financial assets at amortised cost, financial assets at fair value through other comprehensive income, financial assets at fair value through profit or loss, bank borrowings and cash and cash equivalents. The main purpose of these financial instruments is to earn investment income and raise finance for the Group's operations. The Group has various other financial assets and liabilities such as trade receivables and trade payables, which arise directly from its operations.

The main risks arising from the Group's financial instruments are interest rate risk, foreign currency risk, credit risk, liquidity risk and equity price risk. The board reviews and agrees policies for managing each of these risks and they are summarised below.

Interest rate risk

The Group's exposure to the risk of changes in market interest rates relates primarily to the Group's cash and cash equivalents and interest-bearing bank borrowings with floating interest rates.

The Group's policy is to manage its interest cost using a mix of fixed and variable rate debts.

For floating-rate borrowings, assuming the amount of liability outstanding as at the end of the reporting period was outstanding for the whole year, a 50-basis point increase/decrease in interest rates at 31 December 2020 would have decreased/increased the Group's profit before tax by HK\$30,000. The sensitivity to the interest rate used is considered reasonable, with all other variables held constant.

Cash at banks earns interest at floating rates based on daily bank deposit rates. A 50-basis point increase/decrease in interest rates at 31 December 2021 and 2020 would have increased/decreased the Group's profit before tax by HK\$1,686,000 and HK\$1,042,000, respectively. The sensitivity to the interest rate used is considered reasonable, with all other variables held constant.

Foreign currency risk

The Group has transactional currency exposures. Such exposures arise from sales and purchases by operating units in currencies other than the units' functional currencies, mostly in United States dollars ("USD") and RMB. In addition, the Group has currency exposures from its debt investments at amortised cost, equity investments designated at fair value through other comprehensive income and bank deposits, mostly in USD and RMB.

As the Hong Kong dollar is pegged to the United States dollar, the Group does not anticipate significant movements in the exchange rate. The Group monitors the foreign exchange rate risk on an ongoing basis.

NOTES TO FINANCIAL STATEMENTS

31 December 2021

39. FINANCIAL RISK MANAGEMENT OBJECTIVES AND POLICIES (CONTINUED)

Foreign currency risk (continued)

The following table demonstrates the sensitivity at the end of the reporting period to a reasonably possible change in the RMB exchange rate, with all other variables held constant, of the Group's profit before tax (due to changes in the fair values of monetary assets and liabilities) and the Group's equity (due to changes in the fair value of unlisted equity investment).

	Increase/ (decrease) in RMB rate %	Increase/ (decrease) in profit before tax HK\$'000	Increase/ (decrease) in equity* HK\$'000
2021			
If the Hong Kong dollar weakens against the RMB	1.0	59	78
If the Hong Kong dollar strengthens against the RMB	(1.0)	(59)	(78)
2020			
If the Hong Kong dollar weakens against the RMB	1.0	5,817	76
If the Hong Kong dollar strengthens against the RMB	(1.0)	(5,817)	(76)

* Excluding retained profits

Credit risk

The Group trades only with recognised and creditworthy third parties. It is the Group's policy that all customers who wish to trade on credit terms are subject to credit verification procedures. In addition, receivable balances are monitored on an ongoing basis and the Group's exposure to bad debts is not significant.

Maximum exposure and year-end staging

The table below shows the credit quality and the maximum exposure to credit risk based on the Group's credit policy, which is mainly based on past due information unless other information is available without undue cost or effort, and year-end staging classification as at 31 December. For listed debt investments, the Group also monitors them by using external credit ratings. The amounts presented are gross carrying amounts for financial assets.

NOTES TO FINANCIAL STATEMENTS

31 December 2021

39. FINANCIAL RISK MANAGEMENT OBJECTIVES AND POLICIES (CONTINUED)

Credit risk (continued)

Maximum exposure and year-end staging (continued)

As at 31 December 2021

	12-month ECLs	Lifetime ECLs			Total HK\$'000
	Stage 1 HK\$'000	Stage 2 HK\$'000	Stage 3 HK\$'000	Simplified approach HK\$'000	
Debt investments at amortised cost					
– B+	–	144,619	–	–	144,619
– CC	–	338,127	–	–	338,127
Contract assets*	–	–	–	154,939	154,939
Trade receivables*	–	–	–	251,382	251,382
Financial assets included in prepayments, deposits and other receivables					
– Normal**	48,266	–	–	–	48,266
Due from related companies	5,381	–	–	–	5,381
Cash and cash equivalents					
– Not yet past due	1,772,358	–	–	–	1,772,358
	1,826,005	482,746	–	406,321	2,715,072

As at 31 December 2020

	12-month ECLs	Lifetime ECLs			Total HK\$'000
	Stage 1 HK\$'000	Stage 2 HK\$'000	Stage 3 HK\$'000	Simplified approach HK\$'000	
Debt investments at amortised cost					
– BB- to B+	623,166	–	–	–	623,166
Contract assets*	–	–	–	47,168	47,168
Trade receivables*	–	–	–	136,420	136,420
Financial assets included in prepayments, deposits and other receivables					
– Normal**	20,325	–	–	–	20,325
Due from related companies	5,874	–	–	–	5,874
Pledged deposits					
– Not yet past due	18,582	–	–	–	18,582
Cash and cash equivalents					
– Not yet past due	1,712,218	–	–	–	1,712,218
	2,380,165	–	–	183,588	2,563,753

NOTES TO FINANCIAL STATEMENTS

31 December 2021

39. FINANCIAL RISK MANAGEMENT OBJECTIVES AND POLICIES (CONTINUED)

Credit risk (continued)

Maximum exposure and year-end staging (continued)

* For trade receivables and contract assets to which the Group applies the simplified approach for impairment, information based on the provision matrix is disclosed in note 19 and note 21 to the financial statements, respectively.

** The credit quality of the financial assets included in prepayments, deposits and other receivables is considered to be “normal” when they are not past due and there is no information indicating that the financial assets had a significant increase in credit risk since initial recognition. Otherwise, the credit quality of the financial assets is considered to be “doubtful”.

The closing loss allowances for debt investments at amortised cost, trade receivables, contract assets, financial assets included in prepayments, deposits and other receivables, and due from related companies as at 31 December are reconciled to the opening loss allowances as follows:

	Debt investments at amortised cost HK\$'000	Trade receivables HK\$'000	Contract assets HK\$'000	Financial assets included in prepayments, deposits and other receivables HK\$'000	Due from related companies HK\$'000
At 1 January 2020	4,508	3,060	3,157	1,907	114
Impairment loss/(reversal of impairment loss), net	3,721	1,274	(2,354)	(959)	467
Exchange realignment	-	257	50	22	3
At 31 December 2020 and 1 January 2021	8,229	4,591	853	970	584
Impairment loss/(reversal of impairment loss), net	99,609	9,976	2,424	(342)	(268)
Exchange realignment	-	166	37	11	1
At 31 December 2021	107,838	14,733	3,314	639	317

NOTES TO FINANCIAL STATEMENTS

31 December 2021

39. FINANCIAL RISK MANAGEMENT OBJECTIVES AND POLICIES (CONTINUED)

Liquidity risk

The Group monitors its risk to a shortage of funds using a recurring liquidity planning tool. This tool considers the maturity of both its financial instruments and financial assets (e.g., trade receivables) and projected cash flows from operations.

The Group's objective is to maintain a balance between continuity of funding and flexibility through the use of bank overdrafts and interest-bearing borrowings. The Group's policy is to match the maturity of borrowings with expected cash inflows from the relevant assets acquired to ensure proper funding.

The maturity profile of the Group's financial liabilities as at end of the reporting period, based on the contractual undiscounted payments, is as follows:

	2021			Total HK\$'000
	On demand or within 1 year HK\$'000	1 to 5 years HK\$'000	Over 5 years HK\$'000	
Trade payables	228,651	–	–	228,651
Financial liabilities included in other payables and accruals	221,096	–	–	221,096
Lease liabilities	9,728	23,566	–	33,294
Interest-bearing bank borrowings	19,635	–	–	19,635
	479,110	23,566	–	502,676
	2020			
	On demand or within 1 year HK\$'000	1 to 5 years HK\$'000	Over 5 years HK\$'000	Total HK\$'000
Trade payables	91,294	–	–	91,294
Financial liabilities included in other payables and accruals	170,835	–	–	170,835
Lease liabilities	11,499	25,860	4,303	41,662
Interest-bearing bank borrowings	18,221	–	–	18,221
	291,849	25,860	4,303	322,012

NOTES TO FINANCIAL STATEMENTS

31 December 2021

39. FINANCIAL RISK MANAGEMENT OBJECTIVES AND POLICIES (CONTINUED)

Equity price risk

Equity price risk is the risk that the fair values of equity securities decrease as a result of changes in the levels of equity indices and the value of individual securities. The Group was exposed to equity price risk arising from its listed equity investments at fair value through other comprehensive income (note 17) as at 31 December 2021 and 2020. The Group's listed perpetual security was listed on the Singapore Exchange and was valued at quoted market prices as at 31 December 2021 and 2020.

Capital management

The primary objectives of the Group's capital management are to safeguard the Group's ability to continue as a going concern and to maintain healthy capital ratios in order to support its business and maximise shareholders' value.

The Group manages its capital structure and makes adjustments to it in light of changes in economic conditions and the risk characteristics of the underlying assets. To maintain or adjust the capital structure, the Group may adjust the dividend payment to shareholders, raise and repay debts or issue new shares. The Group is not subject to any externally imposed capital requirements. No changes were made in the objectives, policies or processes for managing capital during the years ended 31 December 2021 and 2020.

The Group monitors capital using a gearing ratio, which is total bank borrowings divided by the total shareholders' equity plus total borrowings. Total borrowings include interest-bearing bank borrowings. Total shareholders' equity comprises all components of equity attributable to ordinary equity holders of the Company. The Group's policy is to maintain the gearing ratio at a reasonable level. The gearing ratios as at the end of the reporting periods were as follows:

	2021 HK\$'000	2020 HK\$'000
Interest-bearing bank borrowings	19,400	17,720
Total shareholders' equity	2,466,827	2,578,352
Borrowings and total shareholders' equity	2,486,227	2,596,072
Gearing ratio	1%	1%

NOTES TO FINANCIAL STATEMENTS

31 December 2021

40. EVENTS AFTER THE REPORTING PERIOD

Redemption of 5.75% senior notes due 2022 of Easy Tactic Limited (the “Notes”)

Due to financial pressure on real estate developments and reduced property sales, Easy Tactic Limited (“Easy Tactic”), an indirect wholly-owned subsidiary of Guangzhou R&F Properties Co., Ltd. (“R&F”), conducted a tender offer and consent solicitation of the Notes to improve R&F group’s overall financial position. After an assessment of significant investments held by the Group amid recent credit events concerning Chinese property developers, the Group chose to tender all the Notes held by the Group for purchase by Easy Tactic for cash at 83% of the principal amount of the Notes up to a maximum acceptance amount at sole discretion by Easy Tactic together with accrued interest payments, and agreed Easy Tactic to extend the maturity date of the Notes to 13 July 2022 with a consent fee at 0.1% of the principal amount of the Notes.

As a result of the tender offer and consent solicitation, the Notes held by the Group in an aggregate principal amount of US\$4,121,000 (equivalent to approximately HK\$31,938,000) out of that of US\$19,200,000 (equivalent to approximately HK\$148,800,000) were redeemed at a total consideration together with the consent fee of US\$3,534,150 (equivalent to approximately HK\$27,390,000) in January 2022. The actual cash loss from the redemption of the Notes amounting to US\$586,850 (equivalent to approximately HK\$4,548,000) has been considered and accounted as impairment loss on debt investments at amortised cost as at 31 December 2021. The maturity date of the remaining Notes in an aggregate principal amount of US\$15,079,000 (equivalent to approximately HK\$116,862,000) is extended to 13 July 2022.

NOTES TO FINANCIAL STATEMENTS

31 December 2021

41. STATEMENT OF FINANCIAL POSITION OF THE COMPANY

Information about the statement of financial position of the Company at the end of the reporting period is as follows:

	2021	2020
	HK\$'000	HK\$'000
NON-CURRENT ASSET		
Investment in a subsidiary	377,717	377,717
CURRENT ASSETS		
Amount due from a subsidiary	156,925	1,001,972
Other receivables	113	233
Cash and cash equivalents	1,391,091	611,749
Total current assets	1,548,129	1,613,954
CURRENT LIABILITIES		
Other payables	2,819	265
Total current liabilities	2,819	265
NET CURRENT ASSETS	1,545,310	1,613,689
Net assets	1,923,027	1,991,406
EQUITY		
Issued capital	153,003	152,834
Reserves (note)	1,770,024	1,838,572
Total equity	1,923,027	1,991,406

NOTES TO FINANCIAL STATEMENTS

31 December 2021

41. STATEMENT OF FINANCIAL POSITION OF THE COMPANY (CONTINUED)

Note:

A summary of the Company's reserves is as follows:

	Share premium account HK\$'000	Treasury shares HK\$'000	Contributed surplus HK\$'000	Retained profits HK\$'000	Total HK\$'000
At 1 January 2020	733,815	–	377,567	758,140	1,869,522
Total comprehensive income for the year	–	–	–	48,523	48,523
Final 2019 dividend	–	–	–	(51,963)	(51,963)
Interim 2020 dividend	–	–	–	(27,510)	(27,510)
At 31 December 2020 and 1 January 2021	733,815	–	377,567	727,190	1,838,572
Total comprehensive income for the year	–	–	–	22,226	22,226
Issue of shares	16,500	–	–	–	16,500
Share issue expenses	(404)	–	–	–	(404)
Shares repurchased	–	(12,578)	–	–	(12,578)
Cancellation of shares repurchased	(9,586)	10,917	–	–	1,331
Final 2020 dividend	–	–	–	(64,820)	(64,820)
Interim 2021 dividend	–	–	–	(30,803)	(30,803)
At 31 December 2021	740,325	(1,661)	377,567	653,793	1,770,024

The Company's contributed surplus represents the excess of the fair value of the shares of the subsidiaries acquired pursuant to the Group reorganisation, over the nominal value of the Company's shares issued in exchange therefor. Under the Companies Act 1981 of Bermuda (as amended), the contributed surplus is distributable to shareholders under certain circumstances.

42. APPROVAL OF THE FINANCIAL STATEMENTS

The financial statements were approved and authorised for issue by the board of directors on 23 March 2022.

FINANCIAL SUMMARY

A summary of the results of the Group for the last five financial years, as extracted from the published audited financial statements and restated/reclassified as appropriate, is set out below.

	2021 HK\$'000	Year ended 31 December			2017 HK\$'000 (Restated)
		2020 HK\$'000	2019 HK\$'000	2018 HK\$'000	
CONTINUING OPERATIONS					
REVENUE	997,841	707,548	1,212,288	1,271,001	1,193,724
Profit before tax	49,574	102,715	124,456	91,315	152,005
Income tax expenses	(6,413)	(4,598)	(11,718)	(8,169)	(19,010)
PROFIT FOR THE YEAR FROM CONTINUING OPERATIONS	43,161	98,117	112,738	83,146	132,995
DISCONTINUED OPERATIONS					
Profit/(loss) for the year from discontinued operations	–	–	–	26,433	(41,311)
Profit for the year	43,161	98,117	112,738	109,579	91,684
Attributable to:					
Ordinary equity holders of the Company	36,996	90,018	110,383	107,430	88,669
Non-controlling interests	6,165	8,099	2,355	2,149	3,015
	43,161	98,117	112,738	109,579	91,684

FINANCIAL SUMMARY

A summary of the assets, liabilities and non-controlling interests of the Group for the last five financial years, as extracted from the published audited financial statements is set out below.

	As at 31 December				
	2021 HK\$'000	2020 HK\$'000	2019 HK\$'000	2018 HK\$'000	2017 HK\$'000
TOTAL ASSETS	3,297,152	3,147,002	3,011,947	3,347,905	4,706,040
TOTAL LIABILITIES	(806,890)	(546,193)	(479,471)	(878,619)	(2,149,057)
NON-CONTROLLING INTERESTS	(23,435)	(22,457)	(17,350)	(21,032)	(12,251)
	2,466,827	2,578,352	2,515,126	2,448,254	2,544,732



LEAF UP THE CITY
#LEAFUP2024

私官有礼 尊贵礼遇
到店试驾 尊享礼遇
在门店内任意位置打卡拍照
获赠精美定制礼品一份
Live Show 现场中大奖赢取惊喜大奖一份
极氪中心 | 杭州萧山国际机场贵宾楼一层

由常宏施工的全國首家極氪中心在杭州西湖景區開業
China's first Zeekr Experience Center in West Lake,
Hangzhou was constructed by Changhong