



中漆集團有限公司
CPM GROUP LIMITED

(Incorporated in the Cayman Islands with limited liability)

Stock code: 1932

Annual Report 2021



Contents

2	Corporate Information
3	Chairman's Statement
6	Management Discussion and Analysis
23	Corporate Governance Report
32	Environmental, Social and Governance Report
74	Report of the Directors
82	Independent Auditor's Report
86	Consolidated Statement of Profit or Loss
87	Consolidated Statement of Comprehensive Income
88	Consolidated Statement of Financial Position
90	Consolidated Statement of Changes in Equity
92	Consolidated Statement of Cash Flows
94	Notes to Financial Statements
162	Schedule of Principal Properties
163	Glossary



Corporate Information

BOARD OF DIRECTORS

Non-executive Director and Chairman

Lam Ting Ball, Paul

Executive Directors

Tsui Ho Chuen, Philip (*Managing Director*)

Li Guangzhong (*Sales Director*)

Wong Anders (*Finance Director*)

Non-executive Director

Chong Chi Kwan

Independent Non-executive Directors

Chiu Kam Hing, Kathy

Chua Joo Bin

Xia Jun

AUDIT COMMITTEE

Chiu Kam Hing, Kathy (*AC Chairlady*)

Chua Joo Bin

Chong Chi Kwan

REMUNERATION COMMITTEE

Chiu Kam Hing, Kathy (*RC Chairlady*)

Chong Chi Kwan

Xia Jun

NOMINATION COMMITTEE

Chiu Kam Hing, Kathy (*NC Chairlady*)

Tsui Ho Chuen, Philip

Xia Jun

COMPANY SECRETARY

Fok Pik Yi, Carol

AUDITORS

Ernst & Young

Certified Public Accountants

Registered Public Interest Entity Auditor

27th Floor, One Taikoo Place, 979 King's Road

Quarry Bay, Hong Kong

COMPLIANCE ADVISER

Innovax Capital Limited

Room 2002, 20th Floor, Chinachem Century Tower

178 Gloucester Road, Wanchai, Hong Kong

SHARE REGISTRARS

Hong Kong

Tricor Investor Services Limited

Level 54, Hopewell Centre

183 Queen's Road East, Hong Kong

Cayman Islands

Conyers Trust Company (Cayman) Limited

Cricket Square, Hutchins Drive, PO Box 2681

Grand Cayman, KY1-1111, Cayman Islands

PRINCIPAL BANKERS

Hong Kong

The Hongkong and Shanghai Banking

Corporation Limited

DBS Bank (Hong Kong) Limited

Nanyang Commercial Bank, Limited

PRC

HSBC Bank (China) Company Limited

Shenzhen Branch

REGISTERED OFFICE

Cricket Square, Hutchins Drive, PO Box 2681

Grand Cayman, KY1-1111, Cayman Islands

PRINCIPAL PLACE OF BUSINESS IN HONG KONG

31st Floor, CNT Tower, 338 Hennessy Road

Wanchai, Hong Kong

WEBSITE

www.cpmgroup.com.hk

Chairman's Statement

OVERVIEW

The COVID-19 variant, Omicron, has emerged and spread swiftly around the world since the last quarter of 2021. In spite of the ongoing COVID-19 pandemic, the global economy made a modest recovery in 2021. According to the International Monetary Fund, the global economic growth, as measured by the growth rate of the countries' real gross domestic product ("GDP"), was expected to be 5.9% in 2021. Among which, China was expected to record the highest GDP growth rate of 8.1%, as compared to those of the United States, Japan, South Korea, Vietnam and Germany of 5.6%, 0.7%, 4.2%, 5.2% and 1.8%, respectively. In 2021, China's economy rebounded following the implementation of effective economic measures by the Chinese government. Such early economic recovery was generally favourable to China and allowed it to capture the increasing demand from the disruptions of the global supply chain. The economic recovery in Mainland China in 2021 was proven by the continuous growth in the consumption expenditure, net export of goods and services and the gross domestic capital at 11%, 117% and 12%, respectively, as compared to the economic performance in 2020, according to the information published by the National Bureau of Statistics of China (the "NBSC"). Prices of imported raw materials and local raw materials in Mainland China also increased significantly in 2021, mainly due to the increasing demands in the domestic market and the global supply chain disruptions, which were primarily caused by the disrupted shipment schedules and the shortage in the international shipment capacity.

In addition, according to the information published by the NBSC, in terms of the tertiary industry classification, the paint and coating industry is integrated into the manufacturing industry sector of the secondary industry. The nominal GDP of the secondary industry and the nominal GDP of the industry sector increased by 17.6% and 19.1%, respectively, in 2021, as compared to the same in 2020. The growth rate of the Group's revenue for the year ended 31 December 2021 was in line with the growth rate of the manufacturing industry sector. The revenue growth of the Group was principally attributable to the resumption of the economic activities in China in 2021 and the Group's efforts in engaging new customers and enhancing the sales to the existing customers.

Furthermore, the growth rate of the real estate industry was 5.6% in 2021, while the growth rate of the building and construction industry sector was 10.6% in 2021. In particular, the cumulative construction area of construction-in-progress in the real estate industry in China increased by 5.2% in 2021, as compared to an increase of 3.7% in 2020, while the cumulative completion area increased by 11.2% in 2021, as compared to a 4.9% decrease in 2020. The Group's revenue generated from the customers in the construction industry and from property and infrastructure projects in Mainland China significantly increased by 29.0%, which was outperforming the industry performance. On the other hand, according to the 2021 Gross Domestic Product published by the Census and Statistics Department (the "C&SD") in Hong Kong, the gross domestic fixed capital formation (the "GDFCF") of the private sector and the public sector in the building and construction industry in Hong Kong increased by 1.9% in 2021, as compared to a decrease of 8.7% in 2020. Such increase was primarily due to the fact that the expenditure on some building and construction projects in Hong Kong has been deferred or were cancelled, as a result of the COVID-19 pandemic. The Group's revenue generated from the building and construction in Hong Kong decreased by approximately 17.2% in 2021, as compared to a 32.0% decrease in 2020.

Chairman's Statement

OVERVIEW (continued)

The nominal GDP of the wholesale and retail trade sector in China in 2021 increased by 15.0%, according to the information published by the NBSC, as compared to the corresponding year in 2020. Retail sales of furniture goods (including the paint and coating products for furniture manufacturing purpose) increased by 4.3% in 2021, as compared to a decrease of 18.9% in 2020, while the retail sales of the construction and decorative paint and coating products increased by 12.5% in 2021, as compared to the decrease of 15.1% in 2020. The Group's revenue generated from the wholesale distributors and retail distributors (the "Distributors") in Mainland China increased by 9.1% in 2021, as compared to 2020, which was within the range of the industries' performance. In Hong Kong, paint and coating products are classified as the paints and other building renovation materials in one of the other consumer goods of the retail sales. According to the Report on Monthly Survey of Retail Sales in December 2021 published by the C&SD, retail sales increased by 8.1% in 2021, as compared to a decrease of 24.3% in 2020. Comparing with the growth rate of the retail sales in Hong Kong in 2021 of 8.1%, the growth rate of the Group's sales revenue generated from the Distributors in Hong Kong for the year ended 31 December 2021 of 2.3% was 5.8% lower than the growth rate of the retail sales in Hong Kong in 2021. Comparing with the growth rate of the private sector in the building and construction in Hong Kong of 0.5%, the growth rate of the Group's sales revenue generated from the Distributors in Hong Kong of 2.3% was 1.8% higher than the growth rate of the private sector in the building and construction in Hong Kong.

On the other hand, the paint and coating industry in China suffered, which was primarily due to the surging prices of raw materials for the manufacturing of paint and coating products throughout 2021, as a result of the spiralling international crude oil prices and the adverse effect of other developments, such as the significant increases in the electricity prices and the shipping transportation rates and the disruption in the global supply chains. As compared to the year of 2020, the average international crude oil prices increased by 72% throughout 2021 and the international crude oil prices in 2021 had reached US\$84 per barrel, the highest level since October 2014, it even rose to US\$130 per barrel in March 2022. According to the information published by the NBSC, the crude oil import volume in China decreased by 5.4% in 2021, as compared to the increase of 7.2% in 2020. Crude oil production volume in China increased by 2.1% in 2021, as compared to the increase of 2.0% in 2020. Crude oil processing volume increased by 4.3% in 2021, as compared to the increase of 3.4% in 2020. In addition to the strong recovery demand from the real estate sector, i.e. 5.6% nominal GDP, and the building and construction sector, i.e. 10.6% nominal GDP, in China, the growth rate of the industry sector in China increased significantly to 19.1% in 2021, as compared to the increase of 0.3% in 2020. Due to the strong recovery in various industries, there were a shortage in raw materials and the delay in delivery, which resulted in the surging prices of raw materials. Purchase prices of titanium dioxide, solvent, resin and emulsion, which are the principal raw materials used in the production of paint and coating products, have increased in the range between 39% and 51%, 45% and 50%, 20% and 36% and 41% and 45%, respectively, during the first three quarters of 2021, as compared to 2020. As a result, the National Food and Strategic Reserves Administration (the "NFSRA") made an announcement on the annual rotation of refined oil products stored by China (the "Annual Rotation") on 31 October 2021, which aimed at easing the pressure of rising raw materials prices for chemical manufacturers and other industries. Following the publishing of the announcement, the prices of the principal raw materials have decreased and stabilised. Nevertheless, the percentage of the cost of sales to revenue of the Group increased to 80.2% in 2021 from 69.7% in 2020. Such general increases affect the profitability of the Group.

Chairman's Statement

RESULTS

The Group implemented effective business revamp measures and initiatives and continued to make improvements in its operating results in 2021. The Group's revenue increased by 17.6% to approximately HK\$838.07 million in 2021 from approximately HK\$712.89 million in 2020. The percentage of all expenses (excluding the cost of sales) to revenue of the Group in 2021 has been reduced to 28.6% from 35.2% in 2020. However, as mentioned above, the paint and coating industry was facing difficulty arising from the high raw materials costs due to high international crude oil prices, a global shortage of raw materials and the disruption of the global supply chain throughout 2021. The increases in the production costs could not be covered by the increases in the selling prices. As a result, the Group's gross profit has decreased by 23.0% to approximately HK\$166.27 million, while the gross profit margin decreased by 34.7% to 19.8% in 2021. The Group's loss attributable to its owners of the parent company increased to approximately HK\$59.53 million in 2021 from approximately HK\$10.80 million in 2020.

Despite suffering from an operational loss in 2021, the Group continued to adjust the business revamp measures for business growth and to improve its operational efficiency. As of 31 December 2021, the Group reduced the number of staff by 6.5%, as compared to the number of staff as of 31 December 2020. Other than the impact arising from the escalating prices of raw materials, the other operational aspects of the Group have shown continuous improvements.

BUSINESS OUTLOOK

The Directors believe that the Omicron variant would pose a great threat to the global economy in 2022. It is possible that the development of the global economy will slow down in 2022. Inflation rates would increase as there is increasing pressure in different aspects of the global supply chain. Besides the ongoing tensions between China and the United States, the development of the Russia-Ukraine conflict is affecting the global economy. Furthermore, the international crude oil price has surged to approximately US\$130 per barrel in March 2022, as compared to the price of US\$75 per barrel as at 31 December 2021. The market has expected that prices of some crude oil by-products will stay at a high level in 2022. Therefore, the prices of raw materials used in the manufacture of paint and coating products will be unanticipated. Since the events have been incurred, the change in economic conditions and political development will be shown by instabilities, uncertainties and imbalances. Amid the tough business environment, the Group will continue to keep pace with the development of the paint and coating industry in Mainland China and will implement various business initiatives cautiously in response to the surge in the crude oil prices and the shortage of crude oil by-products in the global markets.

The Group will continue to sharpen its competitive edge in branding and networking to expand the customer base in response to changing market conditions.

Management Discussion and Analysis

BUSINESS REVIEW

The Group's products can be broadly divided into industrial paint and coating products, architectural paint and coating products, and general paint and coating and ancillary products. Industrial paint and coating products are used in a wide range of applications, such as furniture painting, manufacturing and surface finishing for different kinds of materials, and are used by manufacturers, renovation contractors for property and infrastructure projects and household users. Architectural paint and coating products are used for wall, floor and exterior parts of buildings. The Group's architectural paint and coating products focus primarily on the construction and maintenance markets of the commercial and residential properties. General paint and coating and ancillary products, such as thinner, enamels and anti-mold agents and solvent agents, can be used for both architectural and industrial purposes.

REVIEW OF OPERATION

Revenue

For the year ended 31 December 2021, the Group's revenue amounted to approximately HK\$838.07 million, representing a significant increase of 17.6%, as compared to the amount of revenue of approximately HK\$712.89 million in 2020. The following sets forth an analysis of the Group's revenue for the years ended 31 December 2021 and 2020 by principal products:

	Year ended 31 December				% of net change
	2021		2020		
	HK\$'000	%	HK\$'000	%	
Industrial paint and coating products	301,204	35.9	275,470	38.6	9.3
Architectural paint and coating products	404,887	48.3	316,282	44.4	28.0
General paint and coating and ancillary products ⁽¹⁾	131,975	15.8	121,134	17.0	8.9
	838,066	100.0	712,886	100.0	17.6

⁽¹⁾ General paint and coating and ancillary products include thinner, enamel, solvent agent, anti-mold agent, colouring agent and other ancillary products for paint and coating purposes.

Industrial paint and coating products, architectural paint and coating products, and general paint and coating and ancillary products accounted for approximately 35.9% (2020: 38.6%), 48.3% (2020: 44.4%) and 15.8% (2020: 17.0%) of the total revenue of paint and coating business in 2021 respectively. The Group continues to focus on the Mainland China market which contributed to approximately 92.0% (2020: 90.5%) of the total revenue in 2021.

Management Discussion and Analysis

REVIEW OF OPERATION (continued)

Revenue (continued)

Growing revenue with recovering economic activities from the COVID-19 pandemic

Total revenue of the Group in 2021 significantly increased by approximately 17.6%, as compared to a 0.1% decrease in 2020. For the year ended 31 December 2021, the amount of revenue generated from the sales of architectural paint and coating products significantly increased by approximately 28.0% or approximately HK\$88.61 million, which was primarily due to (i) the continued expansion of the customer base in construction and renovation contractors for property; (ii) the effective promotion strategies of these products to the Distributors; and (iii) several upward adjustments on the Group's selling price of paint and coating products. In addition, the amount of revenue generated from the sales of industrial paint and coating products increased by approximately 9.3%, as compared to the decrease of 5.8% in 2020, mainly due to the strong demands from customers in the machinery and equipment industry, the manufacturing-metal industry and the toy manufacturing industry in Mainland China. On the other hand, the amount of revenue generated from the general paint and coating and ancillary products increased by approximately 8.9%, as compared to the decrease of 9.8% in 2020, which showed a similar recovery level in 2019.

Significant increase in the sales of the water-based paint and coating products

For the year ended 31 December 2021, the sales volume of the water-based paint and coating products of the Group increased by approximately 28.6%, as compared to the increase of 16.9% in 2020. The contribution from the water-based paint and coating products to the Group's total revenue increased by approximately 9.2% to 47.5% for the year ended 31 December 2021, as compared to the contribution of 43.5% for the year ended 31 December 2020. Such significant increase was primarily due to the ongoing endeavour of the Group to ensure customer satisfaction by continuing to communicate with their needs for the paint and coating products, as well as a continued expansion of its customer base in construction and renovation contractors for property and infrastructure projects.

Significant increase in the sales to construction and renovation contractors for property and infrastructure projects

The Group's revenue generated from solvent-based and water-based paint and coating products sold to the construction and renovation contractors for property and infrastructure projects in Mainland China increased by 29.0% to approximately HK\$365.57 million for the year ended 31 December 2021, as compared to a 21.7% increase in 2020. Such increase was primarily due to the Group's continued market penetration into the property and construction industry in Mainland China, ahead of the growth of the building and construction industry sector in Mainland China.

The Chinese government has continued to deleverage property developers in the real estate industry in China, yet the size of the real estate industry and building and construction industry in China continues to grow immensely. According to the information from the NBSC, the growth rate of both industries increased by approximately 5.6% and 10.6% in 2021, respectively, as compared to 4.2% and 2.5% in 2020, respectively. GDP in the real estate industry decreased by 5.6% to 6.8% in 2021 from 7.2% in 2020 and the building and construction industry decreased by 1.4% to 7.0% in 2021 from 7.1% in 2020.

According to the information from the NBSC, the cumulative construction area of in-progress construction projects increased by approximately 5.2% in 2021, as compared to the increase of approximately 3.7% in 2020. Moreover, the cumulative completion area, in terms of size, increased by approximately 11.2% in 2021, as compared to the decrease of approximately 4.9% in 2020.

Management Discussion and Analysis

REVIEW OF OPERATION (continued)

Revenue (continued)

Significant increase in the sales to industrial manufacturers

For the year ended 31 December 2021, the Group's revenue generated from sales to industrial manufacturers in Mainland China increased by approximately 16.9%, as compared to the decrease of 21.6% for the year ended 31 December 2020. These industrial manufacturers were particularly engaged in the production and sales of customer electronics, machinery and mechanical equipment, toys, electrical appliances, furniture to marine and automotive parts and components and household users. Despite the volume of sales to these industrial manufacturers has not returned to the 2019 level, the vast majority of them recorded a positive business growth in 2021 and the Group is optimistic on the future sales to these industrial manufacturers.

Breaking down into sales to industrial manufacturers in different sectors in Mainland China, firstly, the Group's revenue generated from industrial manufactures in the manufacturing-metal sector significantly increased by approximately 47.7%, as compared to the decrease of 12.3% in 2020. This is in line with the increase in sales volume in 2021. Such increase was primarily due to a significant increase in the sales of mechanical coating and anti-corrosive paints to customers in the structural steel industry.

Furthermore, the General Office of the State Council released the new-energy vehicle industry development plan for 2021-2035 in 2021 and one of its objectives was to promote the use of new energy vehicles of up to 20% of total vehicle sales in China before 2025. According to the information from the NBSC, the number of new energy vehicles manufactured in China recorded a year-to-year increase of 145.6% in 2021. Following such increasing demand for electric vehicles, the Group recorded a third-year consecutive growth in revenue generated from sales to the new energy automotive sector in China. For the year ended 31 December 2021, the Group's revenue generated from this sector increased by approximately 22.8%, as compared to the increase of 51.0% in 2020.

Increase in the sales and sales volume in the wholesale and retail trade sector in Mainland China

For the year ended 31 December 2021, the Group's revenue generated from the Distributors in Mainland China increased by approximately 9.1%, as compared to the decrease of 1.8% in 2020. According to the information from the NBSC, in terms of China's nominal GDP, the growth rate of the wholesale and retail trade sector in 2021 in China recorded a year-to-year increase of 15.0%. Retail sales of the construction and decorative paint and coating products increased by approximately 12.5%, as compared to the decrease of 15.1% in 2020. The slightly lower than market performance was primarily due to the several upward adjustments on the Group's selling prices of the paint and coating products in Mainland China.

However, the volume of paint and coating products sold to the Distributors in Mainland China increased by approximately 2.7% in 2021, as compared to the decrease of 12.0% in 2020. Therefore, it demonstrated that the Group was on a positive trend in the wholesale and retail trade sector in China.

Increase in sales turnover but decrease in sales volume in the wholesale and retail trade sector in Hong Kong

For the year ended 31 December 2021, the Group's revenue generated from the Distributors in Hong Kong increased by approximately 2.3%, as compared to the decrease of 1.7% in 2020. Such increase was primarily due to the several upward adjustments on the Group's selling prices of the paint and coating products in Hong Kong.

Nevertheless, the volume of paint and coating products sold to the Distributors in Hong Kong decreased by approximately 3.7% in 2021, as compared to the decrease of 3.9% in 2020. As a result, the Group recorded a downward trend in the sales volume of paint and coating products to the wholesale and retail trade sector in Hong Kong.

Management Discussion and Analysis

REVIEW OF OPERATION (continued)

Revenue (continued)

Increase in sales turnover but decrease in sales volume in the wholesale and retail trade sector in Hong Kong (continued)

According to the 2021 Gross Domestic Product published by the C&SD, the GDFCF of the private sector and the public sector in the building and construction industry increased by 1.9% in 2021, as compared to the decrease of 8.7% in 2020. The slight increment in 2021 was primarily due to the fact that expenditure on some building and construction projects in Hong Kong had been deferred or were cancelled, which were caused by the hit of the COVID-19 pandemic.

Geographical Analysis of Revenue

Geographically, for the year ended 31 December 2021, the Group's revenue generated from Mainland China and Hong Kong accounted for approximately 92.0% and 8.0% respectively, as compared to approximately 90.5% and 9.5% respectively for the year ended 31 December 2020. The majority of the Group's revenue was generated from the Southern China, the Central China and the Eastern China. Revenue generated from these regions, in aggregate, accounted for approximately 83.8% of the Group's total revenue for the year ended 31 December 2021, as compared to approximately 83.0% for the year ended 31 December 2020.

Significant increase in the sales to construction and renovation contractors for property and infrastructure projects in the Southern China, the Eastern China and the Central China

For the year ended 31 December 2021, the Group's sales to construction and renovation contractors for property and infrastructure projects in the Southern China, the Eastern China and the Central China increased by 34.9% to approximately HK\$95.92 million, 61.0% to approximately HK\$92.81 million and 9.4% to approximately HK\$135.23 million, respectively. These growths were mainly due to the Group's continued cooperation with well-known property developers in Mainland China, as well as its sustainable status as one of the registered suppliers to these property developers.

Decrease in the sales in the Central China

For the year ended 31 December 2021, the Group's revenue generated from the sales of paint and coating products in the Central China decreased by approximately 5.5%, as compared to the decrease of 0.1% in 2020. Such decrease was primarily due to the significant decrease in sales generated from the Central China region from industrial manufacturers, which resulted in a decrease of 61.4% to approximately HK\$10.51 million in 2021, as compared to the decrease of 34.9% in 2020. The decrease in sales to industrial manufacturers was primarily due to the Group's business decision to terminate several low gross profit margin paint and coating product lines.

Decrease in sales in Hong Kong due to the temporary deferral on certain projects

For the year ended 31 December 2021, the Group's revenue in Hong Kong decreased by approximately 1.5%, as compared to the decrease of 9.4% in 2020. Among which, the Group's revenue generated from the sales to the contractors in the building and construction sector in Hong Kong decreased by approximately 17.2% in 2021, as compared to the decrease of 32.0% in 2020. The decrease in revenue in Hong Kong was primarily due to the temporary deferral on certain projects, which the Group has been awarded to supply the paint and coating products. These projects include building maintenance works and other infrastructure projects.

Management Discussion and Analysis

REVIEW OF OPERATION (continued)

Cost of Sales

Cost of raw materials

Raw materials used by the Group include resins, solvents and other materials, of which resins and solvents accounted for significant portions of the total cost of raw materials. Crude oil prices directly or indirectly impact the prices of such raw materials. In 2021, the overall crude oil prices increased significantly, possibly leading to a price surge of raw materials used for paint and coating products. Furthermore, the average international crude oil prices increased by 72% throughout 2021, as compared to the year of 2020. The international crude oil prices in 2021 had reached the price of US\$84 per barrel, the highest level since October 2014, it even rose to US\$130 per barrel in March 2022. According to the information from NBSC, crude oil import volume in China decreased by approximately 5.4% in 2021, as compared to the increase of 7.2% in 2020. Crude oil production volume in China increased by approximately 2.1% in 2021, as compared to the increase of 2.0% in 2020. Crude oil processing volume increased by approximately 4.3% in 2021, as compared to the increase of 3.4% in 2020. In addition to the strong recovery demand from the real estate sector (i.e. 5.6% nominal GDP) and the building and construction sector (i.e. 10.6% nominal GDP) in China, the growth rate of the industry sector in Mainland China increased significantly to approximately 19.1% in 2021, as compared to approximately 0.3% in 2020. Due to the strong recovery in various industries, there were a shortage in raw materials and delay in delivery, which resulted in surging prices in raw materials. According to the available information from other paint and coating manufacturers, purchasing prices of titanium dioxide, solvent, resin and emulsion, which are the major raw materials used in the manufacturing of paint and coating products, have increased in the range between 39% and 51%, 45% and 50%, 20% and 36% and 41% and 45%, respectively, for the first three quarters of 2021, as compared to 2020. On 31 October 2021, the Annual Rotation announced by the NFSRA stated that it aimed at easing the pressure of rising raw material prices for chemical manufacturers and other industries. After the publishing of the announcement, the prices of titanium dioxide, ethylene oxide, propylene oxide, xylene and toluene, which are the key raw materials used in the manufacturing of paint and coating products, have significantly decreased by 1.0%, 25.0%, 35.5%, 14.2% and 17.6% in December 2021, as compared to the prices in October 2021. Despite the effective implementation of the Annual Rotation, the ratio of cost of sales to revenue of the Group increased by approximately 35.2% to 80.2% in 2021 from 69.7% in 2020.

Direct labour cost

Compared with the year ended 31 December 2020, direct labour cost decreased by approximately 3.4% for the year ended 31 December 2021. Such decrease was primarily due to the enhancement of the manufacturing operation process and the reduction of direct labour in production lines.

Depreciation and production overhead

Depreciation and production overhead cost increased significantly by approximately 24.8% for the year ended 31 December 2021. Such increase was primarily due to the additional depreciation and other running expenses arising from the newly built facilities of the Group's production plant in Zhongshan (the "Zhongshan Production Plant") which was under different phases of trial production in the reporting year.

Management Discussion and Analysis

REVIEW OF OPERATION (continued)

Gross Profit Margin and Gross Profit of the Group's Products

As mentioned above, the paint and coating industry has suffered from pressure on high raw materials costs due to high international crude oil prices, a global shortage of raw materials and the disruptions in the global supply chain throughout 2021. Despite the several upward adjustments on the Group's selling price in paint and coating products, the surging cost of raw materials has not been fully transferred to the customers. As a result, the Group's gross profit has decreased by 23.0% to approximately HK\$166.27 million, while the gross profit margin decreased by approximately 34.7% to approximately 19.8% in 2021. The Group's loss attributable to its owners of the parent company increased to approximately HK\$59.53 million in 2021 from approximately HK\$10.80 million in 2020.

It was a general market environment for paint and coating manufacturers in Mainland China to suffer from the high pressure on high raw materials costs, which resulted in the significant decrease in gross profit margins. Since the release of the Annual Rotation in October 2021, the overall raw materials prices have gradually kept on a downward trend.

Other Income and Gains, Net

The amount of other income and gains, net for the year ended 31 December 2021 decreased by approximately 45.5% to approximately HK\$12.17 million. Such decrease was primarily due to the absence of two one-off transactions incurred in 2020, which were (i) the gain on deposits paid for purchases of property, plant and equipment of approximately HK\$9.35 million for the year ended 31 December 2020; and (ii) subsidies granted from the Employment Support Scheme under the Anti-epidemic Fund of the Hong Kong government of approximately HK\$2.87 million for the year ended 31 December 2020.

Selling and Distribution Expenses and Administrative Expenses

For the year ended 31 December 2021, the selling and distribution expenses increased by approximately 9.6% to approximately HK\$107.25 million. Such increase was primarily due to (i) an increase in transportation costs alongside an increase in the sales revenue; (ii) an increase in the advertising and promotion expenses as it was largely reduced for the year ended 31 December 2020; and (iii) an increase in travelling costs as it was largely reduced for the year ended 31 December 2020 due to the then restrictions on business and social activities. In particular, the ratio of transportation costs to revenue increased by approximately 21.2% to 3.7% in 2021 from 3.1% in 2020, which was primarily due to the significant increase in the diesel price in Mainland China during the year. According to the announcement on the adjustment on the domestic refined oil prices issued by the National Development and Reform Commission (the "NDRC"), the average monthly diesel prices recorded a year-to-year increase of 22% in 2021.

Administration expenses decreased by 1.1% to approximately HK\$106.03 million for the year ended 31 December 2021. Such decrease was primarily due to the reduction in the legal and professional fees and staff costs for the year ended 31 December 2021.

On a different note, as a result of the significant increase in revenue for the year ended 31 December 2021, the ratio of selling and distribution expenses to revenue decreased to 12.8% in 2021 from 13.7% in 2020, while the ratio of administrative expense to revenue decreased to 12.7% in 2021 from 15.0% in 2020.

Management Discussion and Analysis

REVIEW OF OPERATION (continued)

Other Expenses, net

The net amount of the other expenses was recorded as expenses of approximately HK\$22.04 million for the year ended 31 December 2021, as compared to the net amount of the other expenses of approximately HK\$39.70 million for the year ended 31 December 2020. For the year ended 31 December 2021, the net amount of the other expenses mainly comprised of local taxes and levies and stamp duties, provision for the impairment of trade receivables, staff termination payments, certain fixed assets written off and fair value loss on investment properties, amounting to approximately HK\$13.90 million, HK\$4.57 million, HK\$2.70 million, HK\$0.30 million and HK\$0.24 million, respectively. The amount of other expenses, net for the year ended 31 December 2021 decreased by 44.5% to approximately HK\$22.04 million in 2021 from approximately HK\$39.70 million in 2020. Such decrease was primarily due to the significant decrease in the staff termination payments of approximately HK\$16.22 million, the absence of provision for the impairment of items of property, plant and equipment of approximately HK\$5.01 million in 2020, and the absence of reversal of the provision for the impairment of trade receivables of approximately HK\$0.46 million in 2020, but there was an additional provision for impairment of trade and bills receivables of approximately HK\$4.57 million in 2021, as well as the reduction of a fair value loss on investment properties of approximately HK\$1.23 million in 2021.

The staff termination payments of approximately HK\$2.70 million for the year ended 31 December 2021 was recorded due to (i) the continued integration of the production facilities in the Southern China; and (ii) the termination of several low gross profit margin paint and coating product lines. For further details of the termination of product lines, please refer to the paragraphs headed “Business Outlook and Business Plans” below.

In addition, the Group carried out a review of the recoverable amount of certain property, plant and equipment for the year ended 31 December 2021 based on value-in-use calculations. Accordingly, despite the net loss of the Group, the reviews concluded that there was no further recognition of the provision for the impairment of items of property, plant and equipment for the year ended 31 December 2021, as compared to the provision of approximately HK\$5.01 million for the year ended 31 December 2020.

The provision for the impairment of trade and bills receivables took into account forward-looking information in addition to historical credit loss experience under HKFRS 9. The gross amount of trade and bills receivable as at 31 December 2021 increased by 13.3% and the gross amount of provision for the impairment of trade and bills receivable as at 31 December 2021 only increased by 7.7%. According to the Group’s historical credit loss experience and the forward-looking information, both had been improved for the year ended 31 December 2021. Hence, although additional provision has been incurred for the year, the increasing rate of such amount was lower than the increasing rate of the increased gross amount of trade and bills receivables for the year.

Profitability Analysis

Since 2021, China has resumed normal economic activities as a result of the efficient and effective measures imposed by the Chinese government at earlier stages in preventing and controlling the spread of the COVID-19. Such early resumption was favourable to the strong economic recovery in China. Taking advantage of these opportunities and implementing the planned business revamp measures and initiatives, the Group had a desirable start with a significant revenue increase in the first quarter of 2021. However, the Group alerted the significant increases in raw materials prices during February to March 2021 and anticipated a decrease in its gross profit margin for the first quarter of 2021. Although the Group promptly responded and adjusted upward the selling prices for all paint and coating products from March 2021, the gross profit margin of the Group still dropped significantly during the first three quarters of 2021. Nevertheless, the Group recorded an improvement in the gross profit margin in the last quarter of 2021.

Management Discussion and Analysis

REVIEW OF OPERATION (continued)

Profitability Analysis (continued)

In addition, the Group achieved to expand its customer base and resulted in a significant growth in revenue for the year ended 31 December 2021. Furthermore, the Group continued to achieve the reduction of expenses and thus significantly decreased the ratio of several major expenses to revenue for the year ended 31 December 2021. It would not have been possible for the Group to minimise the loss attributable to its parent company at this low level of approximately HK\$59.50 million for the year ended 31 December 2021 without such ongoing business measures and initiatives. Still, it was a considerable amount which was greater than the loss of approximately HK\$10.80 million for the year ended 31 December 2020.

The implementation of the Group's ongoing business measures and initiatives continued to improve the cost efficiency of the Group. The objective of these business measures and initiatives was to implement strategic plans to realign the strategic directions and priorities and to improve the efficiency of the business operations of the Group. From other financial perspectives, the Group's loss of approximately HK\$59.45 million for the year ended 31 December 2021 (31 December 2020: loss of approximately HK\$10.74 million) would be significantly reduced to a loss of approximately HK\$20.41 million for the year ended 31 December 2021 (31 December 2020: profit of approximately HK\$28.19 million) after excluding finance costs, income tax, depreciation of property, plant and equipment, depreciation of right-of-use assets, reversal of provision for impairment of trade receivables, provision for impairment of items of property, plant and equipment, fair value loss on investment properties and provision for impairment of trade and bills receivables.

In terms of profitability, pressure from the significant decline in gross profit and the significantly low gross profit margin was outweighed by the significant increase in the revenue and the significant reduction in the ratios of all operating expenses to revenue. The Group's business revamp measures and initiatives help to respond to the challenging environments. The clear implementation of business strategy also helps to maintain the stable sales of the products of the Group during the COVID-19 pandemic and grasp the opportunities arising from the resumption of economic activities. The performance of the Group was principally affected by the following factors:

1. Revenue from sales – Excluding the impact on the effect of fluctuation in Renminbi exchange rates, the Group's overall revenue significantly increased by 17.6% for the sales of paint and coating products, as compared to the year ended 31 December 2020. It was primarily due to the significant revenue growth in the customers of construction and renovation contractors for property and infrastructure projects and the significant rebound in the revenue generated from the customers of Distributors and industrial manufacturers during the resumption of economic activities following the COVID-19 pandemic. During the year, the Group has terminated several paint and coating product lines which had a low gross profit margin. For further details of the termination of product lines, please refer to the paragraphs headed "Business Outlook and Business Plans" below.
2. Cost of raw materials – As mentioned in the paragraphs headed "Cost of Sales" above, a significant increase in the international crude oil prices resulted in significant increases in the prices of some major raw materials used in the manufacturing of paint and coating products. As compared to the year of 2020, the average international crude oil prices increased by 72% throughout 2021. The international crude oil prices in 2021 had reached the price of US\$84 per barrel since October 2014. The strong demand for raw materials arising from the resumption of economic activities in Mainland China further aggravated the price surges and resulted in the shortage of crude oil by-products supply. To address the imbalance between supply and demand, the Chinese government imposed the Annual Rotation in October 2021.

Management Discussion and Analysis

REVIEW OF OPERATION (continued)

Profitability Analysis (continued)

3. Other income and gains, net – For the year ended 31 December 2021, there were absence of two one-off transactions incurred in 2020, which were (i) the gain on deposits paid for purchases of properties, plant and equipment of approximately HK\$9.35 million; and (ii) subsidies granted by the Employment Support Scheme under the Anti-epidemic Fund of the Hong Kong government of approximately HK\$2.87 million.
4. Staff costs – In 2020, the Group had a temporary reduction and exemption of enterprises' contributions to the premiums of Three Social Insurances for the period from February 2020 to December 2020 in Mainland China. As a result, for the year ended 31 December 2021, the overall pension contributions of the Group significantly increased by 265.3% or approximately HK\$11.07 million, as compared to the significant decrease of 68.1% in 2020.
5. Selling and distribution expenses – For the year ended 31 December 2021, although the selling and distribution expenses increased by 9.6% to approximately HK\$107.25 million, the ratio of the transportation costs to revenue increased by 21.2% to 3.7% in 2021 from 3.1% in 2020, which was primarily due to the significant increase in diesel price in Mainland China, as compared to the year of 2020. According to the announcement on the adjustment on the domestic refined oil prices issued by the NDRC, the average monthly diesel price has a year-to-year increase of 22% in 2021.
6. Other expenses, net – For the year ended 31 December 2021, other expenses, net significantly decreased by 44.5% or approximately HK\$17.66 million, which was primarily due to the significant decrease in the staff termination costs by 85.7% or approximately HK\$16.22 million to approximately HK\$2.70 million in 2021 from approximately HK\$18.93 million in 2020. The amount of staff termination payments in 2020 was in relation to the integration of the production facilities in the Southern China.
7. Finance costs – For the year ended 31 December 2021, finance costs decreased by 28.7%, which was primarily due to the significant decrease in the average borrowing interest rate of overall one-month HIBOR and three-month HIBOR, as compared to the year of 2020.
8. Renminbi exchange rate against Hong Kong dollars – The rise in Renminbi during the year ended 31 December 2021 had an adverse financial impact on the Group's operating results.

Management Discussion and Analysis

BUSINESS OUTLOOK AND BUSINESS PLANS

BUSINESS OUTLOOK

Update on the impact of the COVID-19 pandemic on the Group

In 2021, the Chinese government managed and stopped the spread of the COVID-19 by promoting vaccinations and implementing various preventive measures across the country. The emergence of a highly transmissible new COVID-19 variant, Omicron, was first detected in late November 2021. The first case of Omicron in Mainland China was reported in Tianjin in December 2021. With this highly transmissible variant spreading across the community, in December 2021, the Chinese government tightened the level of social distancing measures to the most stringent level. In a situation of flux and uncertainty at present, it is difficult for the Group to predict how long these conditions will persist and how its operations will be affected. Nevertheless, the Group has taken various measures and precautions to ensure a safe and healthy working environment, thus preventing the spread of the COVID-19. The Group's employees have been asked to conduct meetings online and to reduce business travel. Additionally, the Group will do everything possible to prevent the COVID-19 variants (Delta and Omicron), as well as to train its employees so that they can operate in a safe manner to sustain the Group's business development.

BUSINESS PLANS

Taking into account the current challenges of the deleveraging campaign of the real estate industry in Mainland China as well as the increasing international crude oil price and the shortage of crude oil by-products supply, the Directors take a cautious approach to the business environment of the paint and coating industry in Mainland China.

Besides the ongoing political tensions between China and the United States, the Russia-Ukraine conflict and western sanctions on Russia are affecting the global economy. The international crude oil price has surged to approximately US\$130 per barrel in March 2022, as compared to the price of US\$75 per barrel as at 31 December 2021. On the other hand, OPEC (Organization of the Petroleum Exporting Countries) and its allies declined to increase additional oil production outputs to cool down the market sentiment, despite Canada and the United States would increase its oil production outputs through an increase in their number of drilling rigs. According to the publicly available information, the number of international active drilling rigs increased by 6.8% to 1,669 rigs in February 2022, as compared to 1,563 rigs in December 2021. Among which, rigs for Canada and the United States increased by 46% and 9%, respectively. The market has expected that prices of some crude oil by-products will stay at a high level in 2022. Therefore, the Group would regularly review the composition costs of its paint and coating products in relation to the raw materials and would effectively increase the selling price of the Group's paint and coating products in order to maintain the gross profit margin of the Group at a certain level when necessary. For further information on the pricing strategies, please refer to the paragraphs headed "Pricing strategies" below.

As a result of the pricing strategies of the Group and China's implementation of the Annual Rotation, the Group will optimise its operational performance in 2022 and is expecting an increase in the gross profit margin and a decrease in the ratio of the operating expenses to revenue.

While the amount of loss for the year ended 31 December 2021 was largely increased when compared with the loss for the year ended 31 December 2020, the Group recognises that further revenue improvements can be made by expanding its customers base and geographical sales in Mainland China. In addition, the Group will examine production cooperation with selected paint and coating manufacturers on an OEM (Original Equipment Manufacturers) basis. The Group will also continue to increase the production efficiency and reduce the production costs by implementing different measures, business collaborations and initiatives. The Directors are of the view that the fundamentals of the business initiatives remain effective and necessary as the increase in loss for the year was mainly due to the significant increase in raw materials prices in 2021.

Management Discussion and Analysis

BUSINESS OUTLOOK AND BUSINESS PLANS (continued)

BUSINESS PLANS (continued)

The Group's gross profit margin and gross profit started to improve since the third quarter of 2021, because the Group continues to optimise its various business revamp measures and initiatives so as to improve its business operation and reduce costs. These business initiatives include the following:

1. Pricing strategies

To cope with the inflationary environment in Mainland China, the Group would regularly review the composition costs of its paint and coating products in relation to the raw materials, effectively increase the selling price of the Group's paint and coating products in order to maintain the gross profit margin of the Group at a certain level and adjust the discount and rebate structures to customers in order to improve the profit margin of the Group's leading products.

2. Establishing a projected raw materials level

In light of the increasing raw materials prices, the Group will no longer maintain high turnover rates in its raw materials. Subject to the implementation of the pricing strategies, the Group will establish a projected level of each of the raw materials when comparing the composition costs of the Group's paint and coating products. The Group expects that its gross profit margin can then be managed within low volatility. This may, however, result in an additional finance cost or an administrative expense to such advance purchases.

3. Termination of product lines with low gross profit margin

Several product lines, which served customers of industrial manufacturers in the Central China, were evaluated for their gross profit margins. If the gross profit margins were deteriorating the overall gross profit margin of the Group, the product lines would be terminated. During the year, the existing occupied production capacity was released to focus on products with high profit margins in the Southern China. These assessments have been continuing and have extended to all industrial manufacturers in the Eastern China and the Northern China. The assessments were made in conjunction with the enhancement of the Group's profitability, the strategic location in the Southern China and the improvement of the ratio of operating expenses to revenue.

Latest Progress in the New Product Research and Development Centre in Mainland China

Due to the spread of new variants of the COVID-19, the Group has yet to identify suitable office premises in Shenzhen for setting up a new product research and development centre (the "New R&D Centre"). The commencement of business operation of the New R&D Centre has been postponed since 2020. Although the COVID-19 pandemic has delayed the progress of setting up the New R&D Centre, such establishment is in line with the strategy of the Group to focus on encouraging and promoting Shenzhen as an important base for high-tech research, development and manufacturing in the Southern China and more importantly, to employ high caliber candidates for the support of further development of paint and coating products in the Southern China. Despite the hurdles in setting up the New R&D Centre, the Group has been conducting research and development on new paint and coating products. During the year, the Group continually invented new paint and coating products as well as new and modified paint and coating formulations. The Group purchased machineries and equipment for the use of product development. As the New R&D Centre is not ready, these machineries and equipment have been temporarily placed in other production facilities of the Group in Mainland China, and will be moved to the New R&D Centre upon its establishment. During the year, these machineries and equipment had been utilised in production. It is expected that the Group will locate suitable office premises and establish the New R&D Centre by 30 June 2022. Nevertheless, the situation would be affected by the economic setting in Mainland China as mentioned in the paragraphs headed "Use of Net Proceeds from the Share Offer" below.

Management Discussion and Analysis

FINANCIAL REVIEW

The management has been provided with key performance indicators (“KPIs”) to manage its business through evaluating, controlling and setting strategies to achieve performance improvements. Such KPIs include revenue, gross profit margin, net profit attributable to shareholders, inventory turnover days, and trade and bills receivables turnover days.

The Group recorded a loss attributable to the owners of the parent company of approximately HK\$59.53 million for the year ended 31 December 2021, the amount of which was increased by 451.2% as compared to a loss of approximately HK\$10.80 million for the year ended 31 December 2020. Revenue for the year amounted to approximately HK\$838.07 million, representing a significant increase of 17.6% when compared to that of last year. Gross profit for the year amounted to approximately HK\$166.27 million, representing a significant decrease of 23.0% when compared to that of last year. The gross profit margin decreased by 34.7% from 30.3% in 2020 to 19.8% in 2021.

LIQUIDITY AND FINANCIAL INFORMATION

Liquidity and Indebtedness

The Group’s business operation is generally financed by its internal resources and bank borrowings. The total cash and cash equivalents amounted to approximately HK\$196.09 million as at 31 December 2021, as compared to approximately HK\$236.41 million as at 31 December 2020. Such decrease was mainly due to the change of working capital. The total cash and bank balances including structured deposits and pledged deposits, amounted to approximately HK\$238.40 million as at 31 December 2021, as compared to approximately HK\$242.37 million as at 31 December 2020. Bank borrowings amounted to approximately HK\$216.08 million as at 31 December 2021, as compared to approximately HK\$215.30 million as at 31 December 2020. The Group’s bank borrowings mainly bear interest at floating rates. As at 31 December 2021, the Group’s total bank borrowings amounted to approximately HK\$216.08 million (100.0%) (31 December 2020: approximately HK\$215.30 million (100.0%)) and were payable within one year or on demand.

The Group’s cash and bank balances were mainly denominated in Hong Kong dollars and Renminbi, while the Group’s bank borrowings were all denominated in Hong Kong dollars. The Group’s results can be affected by the appreciation or depreciation between Hong Kong dollars and Renminbi. The Group currently does not adopt any hedging measures, but it will monitor its foreign exchange exposure and consider hedging its foreign currency exposure should the need arises.

Gearing ratio of the Group, expressed as a percentage of total bank borrowings to shareholders’ funds, was 40.8% as at 31 December 2021, as compared to 37.1% as at 31 December 2020. Liquidity ratio of the Group, which is expressed as a percentage of current assets to current liabilities, was 1.26 times as at 31 December 2021, as compared to 1.41 times as at 31 December 2020.

Management Discussion and Analysis

LIQUIDITY AND FINANCIAL INFORMATION (continued)

Liquidity and Indebtedness (continued)

For the year ended 31 December 2021, the inventory turnover days¹ were 44 days, which was different from that of 52 days for the year ended 31 December 2020. The trade and bills receivables turnover days² decreased to 192 days for the year ended 31 December 2021 from 198 days for the year ended 31 December 2020. Such decrease was primarily due to the improvement in sales revenue and the reduction of deferral settlement by customers.

¹ The calculation of inventory turnover days is based on the closing balance of inventories divided by the cost of sales times 365 days (31 December 2020: 366 days).

² The calculation of trade and bills receivables turnover days is based on the closing balance of trade and bills receivables divided by the revenue times 365 days (31 December 2020: 366 days).

Equity and Net Asset Value

Shareholders' funds of the Company as at 31 December 2021 amounted to approximately HK\$529.58 million, as compared to approximately HK\$580.40 million as at 31 December 2020. Net asset value per share as at 31 December 2021 amounted to approximately HK\$0.53, as compared to approximately HK\$0.58 as at 31 December 2020. Fluctuations in the foreign currency exchange rates between Hong Kong dollars (the reporting currency) and Renminbi could have a significant impact and may lead to volatility in the operating results of the Group.

Contingent Liabilities

As at 31 December 2021, the amount of utilised banking facilities granted to various subsidiaries subject to guarantees given by the Company was approximately HK\$216.08 million (31 December 2020: approximately HK\$215.30 million).

In addition, the Group entered financial guarantee contracts on performance bonds issued by a bank for the quality of the paint and coating products under supply contracts. The said performance bonds were entered into between the Group and the bank. Generally, in case there is a breach of contract regarding the quality of the Group's products supplied to the customers and the customers thus claim from the bank, the bank may further deduct the amount of the said claim from the Group's pledged deposits of approximately HK\$1.35 million as at 31 December 2021 (31 December 2020: Nil).

Pledge of Assets

As at 31 December 2021, certain property, plant and equipment, right-of-use assets and cash deposits with an aggregate net book value of approximately HK\$49.04 million, as compared to approximately HK\$7.32 million as at 31 December 2020, were pledged to financial institutions as collaterals for bills payables, bank borrowings, performance bonds and lease liabilities. In addition, as at 31 December 2021 and 2020, a wholly-owned subsidiary of the Group pledged its shares to secure general banking facilities granted to the Group.

Management Discussion and Analysis

TREASURY MANAGEMENT

Funding and Treasury Policy

The Group adopts a prudent approach in its funding and treasury policy, which aims to maintain an optimal financial position for the Group and minimise its financial risks. The Group regularly reviews the funding requirements to ensure there are adequate financial resources to support its business operations and future investments as and when needed.

Foreign Currency Exposure

The Group's cash, bank balances and bank borrowings were mainly denominated in Hong Kong dollars and Renminbi. The Group's results can be affected by movements in the exchange rate between Hong Kong dollars and Renminbi. The Group did not have any hedging instrument to hedge the foreign currency exposure as at 31 December 2021. The Group will continue to monitor its foreign currency exposure and requirements closely and arrange hedging facilities when necessary.

Capital Expenditure

During the year ended 31 December 2021, the Group invested a total sum of approximately HK\$18.23 million (2020: approximately HK\$26.10 million) in the plant and equipment, and the construction of new production facilities.

HUMAN RESOURCES

Headcount as at 31 December 2021 was 732 (31 December 2020: 783). Staff costs (excluding directors' emoluments) amounted to approximately HK\$132.00 million for the year as compared to approximately HK\$130.56 million in the previous year.

The Group offers comprehensive and competitive staff remuneration and benefits that are based on individual performance. Training is provided to employees of the Group depending on their departments and the scope of their responsibilities. The human resources department would also arrange for employees to attend training, especially in regards to workplace health and safety.

PRINCIPAL RISKS AND UNCERTAINTIES

Financial Risks

Interest Rate Risk

The Group is exposed to interest rate risk due to changes in interest rates of interest-bearing financial assets and liabilities. Interest-bearing financial assets are mainly deposits with banks which are mostly short-term in nature whereas interest-bearing financing liabilities are mainly bank borrowings with primarily floating interest rates. The Group is therefore exposed to interest rate risk. The Group's policy is to obtain the most favourable interest rates available.

Currency Rate Risk

The Group has transactional currency exposures. Those exposures arise from sales or purchases by operating units in currencies other than the units' functional currencies. The Group's main operating subsidiaries are located in Hong Kong and Mainland China and the Group's sales and purchases were mainly conducted in Hong Kong dollars and Renminbi. The Group also has significant investments in Mainland China and its statement of financial position can be affected by movements in the exchange rate between Hong Kong dollars and Renminbi.

Management Discussion and Analysis

PRINCIPAL RISKS AND UNCERTAINTIES (continued)

Financial Risks (continued)

Credit Risk

The Group trades only with recognised and creditworthy third parties. It is the Group's policy that all customers who wish to trade on credit terms are subject to credit verification procedures. The Group maintains an allowance for the estimated loss arising from the inability of its debtors to make the required payments. The Group adopts a forward-looking expected credit loss approach to estimate the provision based on the ageing of its receivable balances. If the financial condition of its debtors deteriorates which resulted in the actual impairment loss being higher than expected, the Group would be required to revise the basis of making the allowance.

Market Risks

Loss of market share to competitors is the market risk to the Group. The Group's core markets in Hong Kong and Mainland China are subject to increasing competition. Loss of business to competitors resulting from failure to consider changes in the environment in Hong Kong and Mainland China could have an adverse effect on the Group's financial position. The Group has specialised sales and marketing teams and is committed to protect existing business with competitive pricing policies and high-quality green and safe paint and coating products.

Operational Risk

Operational risk is the risk of loss resulting from inadequate or failed internal processes, people and system or from external events. Responsibility for managing operational risks basically rests with every function at divisional and departmental levels. Key functions in the Group are guided by their standard operating procedures, safety standards, limits of authority and reporting framework. The management will identify and assess key operational exposures regularly so that appropriate risk response can be taken.

ENVIRONMENTAL POLICIES AND PERFORMANCE

During the year, the Group has carried out the following environmental works for the paint and coating business of the Group with the aims of "Prevention First, Protect the Environment, Comply with Laws and Regulations, and Environmental Sustainability":

1. effective monitoring on air emission and source of water pollution in accordance with the relevant statutory and regulatory requirements;
2. disposal of hazardous solid waste via qualified waste disposal service providers;
3. effective use of water and electricity; and
4. education to the staff on environmental protection laws and regulations to enhance their awareness on environmental protection.

COMPLIANCE WITH RELEVANT LAWS AND REGULATIONS

During the year, as far as the Group is aware, there was no material breach of or non-compliance with applicable laws and regulations by the Group that has a significant impact on the business and operations of the Group.

EVENTS AFTER THE REPORTING DATE

Save as disclosed above, there is no significant subsequent event after 31 December 2021.

Management Discussion and Analysis

USE OF NET PROCEEDS FROM THE SHARE OFFER

The Group's business objectives and planned use of net proceeds as disclosed in the prospectus of the Company dated 19 June 2017 (the "Prospectus") were based on the best estimation of future market conditions made by the Group at the time of preparing the Prospectus and subject to the risk factors as stated in the Prospectus. The actual use of net proceeds was based on the actual market situation.

The Company listed its shares on the Stock Exchange on 10 July 2017 (the "Listing"). Net proceeds from the Listing were approximately HK\$168.2 million (after deduction of the underwriting commission and relevant expenses), which are intended to be applied in the manner as disclosed in the Prospectus and the Company will review the use of net proceeds in view of the market situation. On 29 July 2019, the Board resolved to change the use of the remaining unutilised proceeds from the Global Offering (as defined in the Prospectus) (the "Reallocation"). Details of the Reallocation were set out in the announcement of the Company dated 29 July 2019. The following table sets forth the status of the use of net proceeds from the Global Offering:

Use of Proceeds	Use of net proceeds from the Global Offering prior to the Reallocation		Use of net proceeds subsequent to the Reallocation	Amount unutilised as at 31 December 2020	Amount utilised during the year ended 31 December 2021	Amount unutilised as at 31 December 2021	Actual and expected timeline for utilising the remaining net proceeds from the Listing
	HK\$ million	The Reallocation HK\$ million					
(1) Construction of the production plant in Xinfeng (the "Xinfeng Production Plant")	78.5	(52.2)	26.3	–	–	–	Fully utilised as of 31 December 2019
(2) Repayment of the bank loans	19.1	–	19.1	–	–	–	Fully utilised as of 31 December 2017
(3) Acquisitions of business or production assets	42.0	–	42.0	–	–	–	Fully utilised as of 31 December 2018
(4) Sales and market campaigns and activities	28.6	–	28.6	–	–	–	Fully utilised as of 31 December 2018
(5) Construction of production facilities for water-based paint and coating products in the Zhongshan Production Plant	–	32.2	32.2	–	–	–	Fully utilised as of 31 December 2020
(6) Product research and development centre	–	20.0	20.0	19.2	(2.1)	17.1	Expected to be fully utilised by 30 June 2022
	<u>168.2</u>	<u>–</u>	<u>168.2</u>	<u>19.2</u>	<u>(2.1)</u>	<u>17.1</u>	

Management Discussion and Analysis

USE OF NET PROCEEDS FROM THE SHARE OFFER (continued)

As at 31 December 2021, the amount of the unutilised amount of the net proceeds from the Global Offering amounted to HK\$17.1 million, which would be used for the establishment of the New R&D Centre. The Directors confirm that such usage has not been changed, but the expected date of commencement of the New R&D Centre would depend on the continuous development of the economy of Mainland China, which would be in turn affected by (i) whether the ongoing COVID-19 pandemic is under control with vaccination; (ii) the resumption of normal cross-border and business activities between Hong Kong and Mainland China; and (iii) the relaxation of the quarantine rules currently in force in certain parts of Mainland China. These factors affect the economic situation in Mainland China and the commercial viability of the proposed establishment of the New R&D Centre in Mainland China.

Save for the above, the Directors are not aware of any material change to the proposed usage of the net proceeds set forth above. If there is any further change in the proposed usage of the net proceeds, the Company will make a further announcement in full compliance with the Listing Rules as and when appropriate.

SIGNIFICANT INVESTMENTS HELD, MATERIAL ACQUISITIONS AND DISPOSALS OF SUBSIDIARIES, AND FUTURE PLANS FOR MATERIAL INVESTMENTS OR CAPITAL ASSETS

Save as disclosed above, there was no other significant investment acquired, nor was there any other material acquisitions or disposals of subsidiaries during the year ended 31 December 2021. The Board has not yet authorised any plan for other material investments or additions of capital assets.

Corporate Governance Report

CORPORATE GOVERNANCE PRACTICES

The Board recognises the importance of and benefit from good corporate governance practices and has devoted considerable efforts to develop the best corporate governance practices appropriate to the businesses of the Group. During the year ended 31 December 2021, the Company has applied the principles and complied with the code provisions as set out in the CG Code.

THE BOARD

During the year and up to the date of this report, the Board comprises the following members:

Executive Directors

Tsui Ho Chuen, Philip (*Managing Director*)

Li Guangzhong (*Sales Director*)

Wong Anders (*Finance Director*)

Non-executive Directors

Lam Ting Ball, Paul (*Chairman*)

Chong Chi Kwan

Independent Non-executive Directors

Chiu Kam Hing, Kathy

Chua Joo Bin

Xia Jun

The biographical details of the Directors and the relationships among them, if any, are set out in the “Biographies of Directors and Senior Management” on pages 76 to 77.

The role of the Chairman and the Managing Director are separate and exercised by different individuals. Their respective responsibilities are clearly established and set out in writing. The Chairman is responsible for the management of the Board and ensuring that the Board is functioning effectively with good corporate governance practices and procedures; whilst the Managing Director is responsible for managing the Group’s businesses, including implementation of major strategies and initiatives set by the Board.

The non-executive Directors have diversified expertise and experiences. They provide invaluable contribution and independent judgement on issues of strategic development, performance and accountability. The Company currently has three independent non-executive Directors and one of the independent non-executive Directors possesses appropriate professional accounting qualifications or financial management expertise. The Company has received from each of the independent non-executive Directors an annual confirmation of his/her independence pursuant to Rule 3.13 of the Listing Rules and the Company considers that all independent non-executive Directors are independent.

Corporate Governance Report

THE BOARD (continued)

The Board has reserved for its decision or consideration matters covering the Group's overall strategy, annual budgets, annual and interim results, major acquisitions and disposals, recommendations on Directors' appointment or re-appointment, corporate governance duties and other significant operational and financial matters. The Board has delegated the day-to-day operations of the Group to management under the leadership of the Managing Director.

The Board meets regularly to discuss and review the Group's overall strategy, the operation and financial performance of the Group and other duties of the Board. The attendance record of each Director at the regular Board meetings and general meeting of the Company during the year is set out below:

Directors	Number of regular Board meetings attended/held	Number of general meeting attended/held
Executive Directors		
Tsui Ho Chuen, Philip	4/4	1/1
Li Guangzhong	4/4	1/1
Wong Anders	4/4	1/1
Non-executive Directors		
Lam Ting Ball, Paul	4/4	1/1
Chong Chi Kwan	4/4	1/1
Independent Non-executive Directors		
Chiu Kam Hing, Kathy	4/4	1/1
Chua Joo Bin	4/4	1/1
Xia Jun	4/4	1/1

Board meetings are scheduled to be held at approximately quarterly intervals and as required by business needs. At least 14 days' notice of a regular Board meeting is given to all Directors who are given an opportunity to include matters for discussion in the agenda. Agenda and accompanying Board papers are sent to all Directors at least 3 days before the date of a regular Board meeting. Draft and final versions of minutes of regular Board meetings are circulated to all Directors for their comments and records respectively. All Directors are kept informed in a timely manner of major changes that may affect the Group's businesses, including relevant rules and regulations. Written procedures are also in place for the Directors to obtain independent professional advice in performing their duties at the expense of the Company in appropriate circumstances.

APPOINTMENT AND RE-ELECTION OF DIRECTORS

The Board is responsible for the appointment of Directors and will take into consideration criteria such as expertise, experience, integrity and commitment of the candidates as recommended by the Nomination Committee when considering new Director appointments. The Company has a nomination policy and a set of procedures and the process and criteria for selecting candidates for directorship of the Company has been in place. In assessing the suitability of a proposed candidate, the Nomination Committee will consider a number of criteria, such as expertise, experience, education background and integrity, having due regard to the board diversity policy of the Company. The Nomination Committee will review the curriculum vitae of the proposed candidate to assess whether the proposed candidate is qualified for the appointment before making recommendation to the Board for consideration.

Corporate Governance Report

APPOINTMENT AND RE-ELECTION OF DIRECTORS (continued)

All Directors appointed by the Board are subject to re-election at the first general meeting after their appointment. Every Director (including the non-executive Directors) is required to be re-elected at least once every three years at AGM pursuant to the Articles.

The Board has adopted a board diversity policy setting out the approach to achieve diversity on the Board. The Company recognises and embraces the benefits of having a diverse Board to enhance the effectiveness of the Board. Selection of candidates will be based on a range of diversity perspectives, including but not limited to gender, age, cultural and educational background, professional experience, skills, knowledge and length of service. All Board appointments will continue to be made on merit, in the context of the skills and experience the Board as a whole requires to be effective. The Nomination Committee will monitor and review the implementation of the board diversity policy from time to time to ensure its effectiveness.

NON-EXECUTIVE DIRECTORS

Each of the non-executive Directors and independent non-executive Directors has entered into an appointment letter with the Company pursuant to which each of them is appointed for service with the Company for a term of three years. Their terms of appointment shall be subject to the rotational retirement provision of the Articles.

DIRECTORS' TRAINING

Every Director must always know his/her responsibilities as a Director and of the conduct, business activities and development of the Company. Every newly appointed Director would receive an induction package covering the Group's businesses, the statutory and regulatory obligations and duties of a director of a listed company. The Company continuously updates the Directors on the Group's businesses and the latest developments regarding the Listing Rules and other applicable regulatory requirements, to ensure compliance and enhance their awareness of good corporate governance practices. During the year, the Directors participated in the following training:

Directors	Type of training
Executive Directors	
Tsui Ho Chuen, Philip	A,B,C
Li Guangzhong	A,B,C
Wong Anders	A,B,C
Non-executive Directors	
Lam Ting Ball, Paul	A,B,C
Chong Chi Kwan	A,B,C
Independent Non-executive Directors	
Chiu Kam Hing, Kathy	A,B,C
Chua Joo Bin	A,B,C
Xia Jun	A,B,C

Corporate Governance Report

DIRECTORS' TRAINING (continued)

- A: Reading materials given by the Company relating to the Company's businesses and the regular updates on the Listing Rules and other applicable regulatory requirements relevant to the director's duties and responsibilities
- B: Attending briefings/seminars/conferences relevant to the director's duties and responsibilities
- C: Reading newspapers, journals and updates relating to the economy, environment and social issues or the director's duties and responsibilities

BOARD COMMITTEES

The Board has established the Audit Committee, the Remuneration Committee and the Nomination Committee with defined terms of reference (available on the website of the Company at www.cpmgroup.com.hk and the website of Hong Kong Exchanges and Clearing Limited at www.hkexnews.hk), which are of no less exacting terms than those as set out in the code provisions of the CG Code.

Audit Committee

During the year, the Audit Committee consisted of three non-executive Directors (the majority of whom are independent): Ms. Chiu Kam Hing, Kathy (AC Chairlady), Mr. Chua Joo Bin and Mr. Chong Chi Kwan.

The Audit Committee met twice during the year to review with the Company's external auditors the reporting of financial and other information to the Shareholders (including the 2020 annual results and the 2021 interim results before recommending them to the Board for approval), the accounting principles and practices adopted by the Group, the effectiveness and objectivity of the audit process, the effectiveness of the risk management and internal control systems of the Group, and the adequacy of resources, staff qualifications and experience, training programmes and budget of the Group's accounting and financial reporting functions. The Audit Committee resolved by resolutions in writing to approve (i) the fees, terms and conditions of engaging the Company's external auditors to audit and report on the financial statements of the Group for the years ended 31 December 2020 and 2021; and (ii) the scope and extent of the agreed-upon procedures engagement with respect to the unaudited condensed consolidated financial statements of the Group for the six months ended 30 June 2021. The Audit Committee also keeps under review the independence and objectivity of the Company's external auditors and the non-audit services provided by the Company's external auditors to the Group. The attendance record of each committee member is set out below:

Directors	Number of committee meetings attended/held
Chiu Kam Hing, Kathy (AC Chairlady)	2/2
Chua Joo Bin	2/2
Chong Chi Kwan	2/2

Corporate Governance Report

BOARD COMMITTEES (continued)

Remuneration Committee

During the year, the Remuneration Committee comprised two independent non-executive Directors and one non-executive Director: Ms. Chiu Kam Hing, Kathy (RC Chairlady), Mr. Chong Chi Kwan and Mr. Xia Jun.

The primary objectives and duties of the Remuneration Committee are set out in its terms of reference adopted in compliance with the requirements under the CG Code, which include, inter alia, making recommendations to the Board on the remuneration policy and structure for all the Directors and the senior management of the Company and on the establishment of a formal and transparent procedure for developing its remuneration policy. The remuneration of the executive Directors is determined by the Remuneration Committee and the remuneration of the non-executive Directors is determined by the Board on the recommendation of the Remuneration Committee, by reference to their duties and responsibilities, performance, experiences, time commitment, market conditions and the corporate goals and objectives as set by the Board. No Director is involved in deciding his/her own remuneration. Details of the remuneration of the Directors are set out in note 9 to the financial statements. During the year, the Remuneration Committee held one meeting to review and approve the remuneration policy and remuneration packages of the Directors and senior management of the Company. The attendance record of each committee member is set out below:

Directors	Number of committee meeting attended/held
Chiu Kam Hing, Kathy (RC Chairlady)	1/1
Chong Chi Kwan	1/1
Xia Jun	1/1

The remuneration paid to the member of senior management of the Company by band during the year is set out below:

Remuneration Band	Number of Individuals
HK\$500,001-HK\$1,000,000	1

Nomination Committee

During the year, the Nomination Committee comprised two independent non-executive Directors and one executive Director: Ms. Chiu Kam Hing, Kathy (NC Chairlady), Mr. Tsui Ho Chuen, Philip and Mr. Xia Jun.

The Nomination Committee met once during the year to review the structure, size, composition and diversity of the Board and assess the independence of independent non-executive Directors, to recommend the re-election of retiring Directors, and to review the board diversity policy and the nomination policy of the Company. The attendance record of each committee member is set out below:

Directors	Number of committee meeting attended/held
Chiu Kam Hing, Kathy (NC Chairlady)	1/1
Tsui Ho Chuen, Philip	1/1
Xia Jun	1/1

Corporate Governance Report

RISK MANAGEMENT AND INTERNAL CONTROL

The Board has overall responsibility for maintaining sound and effective risk management and internal control systems of the Group and reviewing the effectiveness of such systems. The risk management and internal control systems are designed to facilitate the effectiveness and efficiency of operations, safeguard assets against unauthorised use and disposition, ensure the maintenance of proper accounting records and the truth and fairness of the financial statements, and ensure compliance with relevant legislation and regulations. The systems can only provide reasonable and not absolute assurance against material misstatement or loss as it is designed to manage, rather than eliminate the risk of failure, to achieve business objectives.

For long-term growth and sustainability, effective risk management is a fundamental part of the Group's business strategy. The Board is responsible for managing risks lies initially with the business functions concerned, working within the overall strategy and establishing risk tolerance. Each department of the Group is responsible for identifying its own risks and designing, implementing and monitoring the relevant risk management and internal control systems. In addition, the Board has conducted a half-yearly review of the effectiveness of the Group's risk management and internal control systems during the year with a view to enhance its risk management and internal control systems and considered them effective and adequate.

INTERNAL AUDIT

Internal control system shall allow monitoring of the Company's overall financial position, safeguard its assets against major losses and misappropriation, provide reasonable assurance against material fraud and errors, and monitor and correct non-compliance efficiently.

Through the Company's outsourced internal auditors, the Board has conducted a review of the effectiveness of the internal control system of the Group which covers all material controls, including operational, financial and compliance controls and risk management functions.

During the year, the Company appointed the outsourced internal auditors. The outsourced internal auditors of the Company review the major operational, financial and compliance controls and risk management functions of the Group on a continuing basis and aims to cover all major operations of the Group on a rotational basis. The outsourced internal auditors of the Company present their internal audit plan annually to the Managing Director for approval.

POLICY ON DISCLOSURE OF INSIDE INFORMATION

The Company has a policy on disclosure of inside information which sets out the system in place for monitoring the developments of our business so that potential inside information can be escalated to the Board so as to decide whether announcement in relation to such inside information is to be made, in order to comply with the Listing Rules and the SFO.

Corporate Governance Report

CORPORATE GOVERNANCE FUNCTIONS

The Board is responsible for performing the corporate governance duties with defined terms of reference as follows: (a) to develop and review the Company's policies and practices on corporate governance; (b) to review and monitor the training and continuous professional development of Directors and senior management; (c) to review and monitor the Company's policies and practices on compliance with legal and regulatory requirements; (d) to develop, review and monitor the code of conduct and compliance manual (if any) applicable to the employees and Directors; and (e) to review the Company's compliance with the CG Code and disclosure in the corporate governance report.

During the year and up to the date of the report, the Board has performed the corporate governance functions of the Group in accordance with its terms of reference.

CODES FOR SECURITIES TRANSACTIONS BY DIRECTORS AND RELEVANT EMPLOYEES

The Company has adopted a code of conduct regarding securities transactions by directors on terms no less exacting than the required standard as set out in the Model Code. After specific enquiry by the Company, all Directors confirmed that they have complied with the required standard as set out in the Model Code and the Company's own code during the year ended 31 December 2021.

The Company also adopted a code on no less exacting terms than the Model Code to regulate dealings in the securities of the Company by certain employees of the Group who are considered to be likely in possession of inside information in relation to the Company or its securities.

EXTERNAL AUDITORS' REMUNERATION

In 2021, the remuneration of the Company's external auditors, Ernst & Young, is set out below:

Services rendered to the Group	Remuneration HK\$
Audit services	2,710,000
Non-audit services	344,500
	<hr/>
	3,054,500
	<hr/> <hr/>

The non-audit services rendered by the Company's external auditors to the Group included performance of agreed-upon procedures on the 2021 interim financial statements and the preliminary results announcement for the year ended 31 December 2021, the audit examination of the statement on details of contribution of the Group's occupational retirement schemes and performance of a review on continuing connected transactions for the year ended 31 December 2021.

Corporate Governance Report

RESPONSIBILITY STATEMENTS

The Directors are responsible for the preparation of financial statements which give a true and fair view. In preparing the financial statements for the year ended 31 December 2021, the Directors have selected appropriate accounting policies and applied them consistently, made judgements and estimates that are prudent and reasonable, and have prepared the financial statements on a going concern basis.

The statement by the Company's external auditors about their reporting responsibilities on the financial statements is set out in the "Independent Auditor's Report" on pages 82 to 85.

COMMUNICATION WITH SHAREHOLDERS

The Company endeavors to maintain a high level of transparency in communicating with the Shareholders. Information in relation to the Group is disseminated to the Shareholders in a timely manner through a number of communication channels including interim and annual reports, announcements and circulars.

The 2021 AGM provided an opportunity for communication between the Shareholders and the Board, at which the Chairman and the chairlady of the Audit Committee, the Remuneration Committee and the Nomination Committee had attended to answer questions from the Shareholders. Details of the procedures for conducting a poll were explained at the commencement of the meeting. In accordance with the Listing Rules, the votes of Shareholders at the meeting were taken by poll and the poll results were published on the websites of each of the Company and Hong Kong Exchanges and Clearing Limited after the meeting. A separate resolution was proposed at the meeting on each substantial issue, including the re-election of Directors.

DIVIDEND POLICY

The Company has adopted a dividend policy which sets out various factors to be taken into account when considering declaration and payment of dividend. The factors included, but not limited to, the Group's financial performance, capacity from current and future operation, working capital requirements and general economic conditions. The Board endeavours to maintain a balance between meeting Shareholders' expectations and prudent capital management with a sustainable dividend policy and will continually review the dividend policy from time to time.

Corporate Governance Report

SHAREHOLDERS' RIGHTS

Convening an extraordinary general meeting

Pursuant to article 58 of the Articles, an extraordinary general meeting may be convened by the Board upon requisition by any Shareholder(s) holding not less than one-tenth (10%) of the paid up capital of the Company carrying the right of voting at general meetings of the Company, by written requisition to the Board or the Company Secretary, to require an extraordinary general meeting to be called by the Board for the transaction of any business specified in such requisition. The Board shall arrange to hold such general meeting within two months after the deposit of such written requisition. If within twenty-one days of the deposit of such written requisition, the Board fails to proceed to convene such extraordinary general meeting, the Shareholder(s) may do so in the same manner, and all reasonable expenses incurred by the Shareholder(s) as a result of the failure of the Board shall be reimbursed to the Shareholder(s) by the Company.

Putting forward proposals at general meeting

Pursuant to Article 85 of the Articles, if a Shareholder wishes to propose a person for election as a Director, unless the person proposed to be elected as a Director is a Director retiring at the general meeting or is recommended by the Board for election, a Shareholder shall submit: (i) a notice in writing (the "Nomination Notice") signed by a Shareholder duly qualified to attend and vote at the meeting for which such notice is given of his/her intention to propose that person for election as a Director; and (ii) a notice in writing signed by that person of his/her willingness to be elected as a Director to the principal office of the Company in Hong Kong at 31st Floor, CNT Tower, 338 Hennessy Road, Wanchai, Hong Kong for the attention of the Company Secretary within the following prescribed period.

The period for lodgement of the notices referred to above will commence on the day after the despatch of the notice of the general meeting appointed for such election and end no later than seven days prior to the date of such general meeting and the minimum length of the period during which such notices to the Company may be given will be at least seven days.

The Nomination Notice must state the full name of the person proposed for election as a Director and include such person's biographical details as required by Rule 13.51(2) of the Listing Rules.

Making enquiries to the Board

Shareholders may send their enquiries to the Board in writing for the attention of the Company Secretary to the Company's principal place of business in Hong Kong at 31st Floor, CNT Tower, 338 Hennessy Road, Wanchai, Hong Kong or by fax at (852) 2792 7341.

CONSTITUTIONAL DOCUMENTS

There was no change in the Company's constitutional documents during the year.

On behalf of the Board
CPM Group Limited

Lam Ting Ball, Paul
Chairman
Hong Kong, 30 March 2022

Environmental, Social and Governance Report

ABOUT THIS REPORT

Overview

The Board is pleased to present the environmental, social and governance (“ESG”) report (the “ESG Report”) of the Company for the year ended 31 December 2021 (the “Reporting Period”). The ESG Report outlines the policies, sustainability strategies, management approach and initiatives implemented by the Group and the performance of the Group in environmental and social aspects of its business.

Reporting Scope

The ESG Report covers the Group’s businesses in the manufacture and sale of paint and coating products in Mainland China and Hong Kong. During the Reporting Period, the Zhongshan Production Plant commenced production. Except for the addition of the Zhongshan Production Plant to the ESG Report, there were no significant changes to the scope of reporting.

Reporting Basis

The ESG Report discloses the required information under the “comply or explain” provisions of the Environmental, Social and Governance Reporting Guide as set out in Appendix 27 to the Listing Rules. The relevant provisions and details are set out at the end of the ESG Report.

Reporting Principles

The Group adheres to the following reporting principles as the basis for the preparation of the ESG Report.

1. Materiality

The threshold at which ESG issues determined by the Board are sufficiently important to investors and other stakeholders of the Group that they should be reported, details of which are set out in the sections headed “Stakeholders’ Engagement” and “Materiality Assessment” below.

2. Quantitative

The quantified environmental and social key performance indicators (“KPI(s)”) are disclosed in the ESG Report to give stakeholders of the Group a comprehensive picture of the Group’s ESG performance. The information is accompanied by a narrative, explaining its purposes and impacts.

3. Balance

Every effort has been made in the ESG Report to reflect the performance of the Group’s ESG activities impartially and avoid selection, omission or presentation format that might inappropriately influence the decision or judgment of the readers of the ESG Report.

4. Consistency

As far as is reasonably practicable, the Group has used consistent methodologies to allow for meaningful comparisons of ESG data over time.

Environmental, Social and Governance Report

MANAGEMENT OF ENVIRONMENTAL, SOCIAL AND GOVERNANCE

Report of Chairman

The Group is committed to corporate social responsibility and balancing environmental, social and economic benefits. It also aims to balance its business development with the interests of its key stakeholders and operates its business in a sustainable manner. To achieve this vision, the Group has set a sustainability framework that focuses on environmental protection, resource management, employees and community well-being and guides its sustainability efforts to ensure that sustainability elements are integrated into every business process and all business decisions.

Global warming is a major concern of governments worldwide. The Chinese government has developed more rigorous environmental laws and regulations. The Group takes the environmental protection policy of the Chinese government as the development blueprint, aligns with the strategy of safe, harmonious, green development and clean production, instills the concept of environmental management into the core of its operating activities, and at the same time pays attention to and loves nature, and makes joint efforts with employees to build an environment-friendly and resource-saving enterprise.

Under the COVID-19 pandemic, the employees of the Group show team spirit, rise to the challenge of the crisis and grab the chance, make use of corporate advantages and the accumulated rich industry experience over the years to enable the Group to stand from the severe epidemic. At the same time, the Group provides multi-pronged support to employees to protect them from infection and stop the spread of the COVID-19 in society. The prevention and control measures include implementing the COVID-19 emergency plan, setting up the epidemic prevention and control team, and providing epidemic prevention materials to employees. Despite the severity of the pandemic, the Group still pays attention to the employee remuneration and benefits, career development opportunities, provides a safe working environment, keeps the initial aim of embracing corporate social responsibility, actively participates in public welfare undertakings, continues to allocate resources to optimise various emission treatment facilities, adjusts the product structure and manufactures more environment-friendly products to contribute positively to the global climate change. However, there might be a long way to fight against the pandemic. The Group hopes that all of the employees and society will continue to put unremitting efforts in leading through the crisis and challenges and make continuous progress towards sustainable development.

To achieve this vision, the Board has set a number of environmental and social KPIs and taken a top-down approach to disintegrate the KPIs into the functional departments. The Board not only improved the well-being of the employees but also urged the employees to make changes in different areas, such as reducing greenhouse gas emissions and making good use of resources. During the Reporting Period, the Group has made achievements by actively supporting the Group's sustainable development strategies and objectives from the management team and all employees. The relevant scope, progress and achievements relating to the environmental and social KPIs are disclosed in the ESG Report.

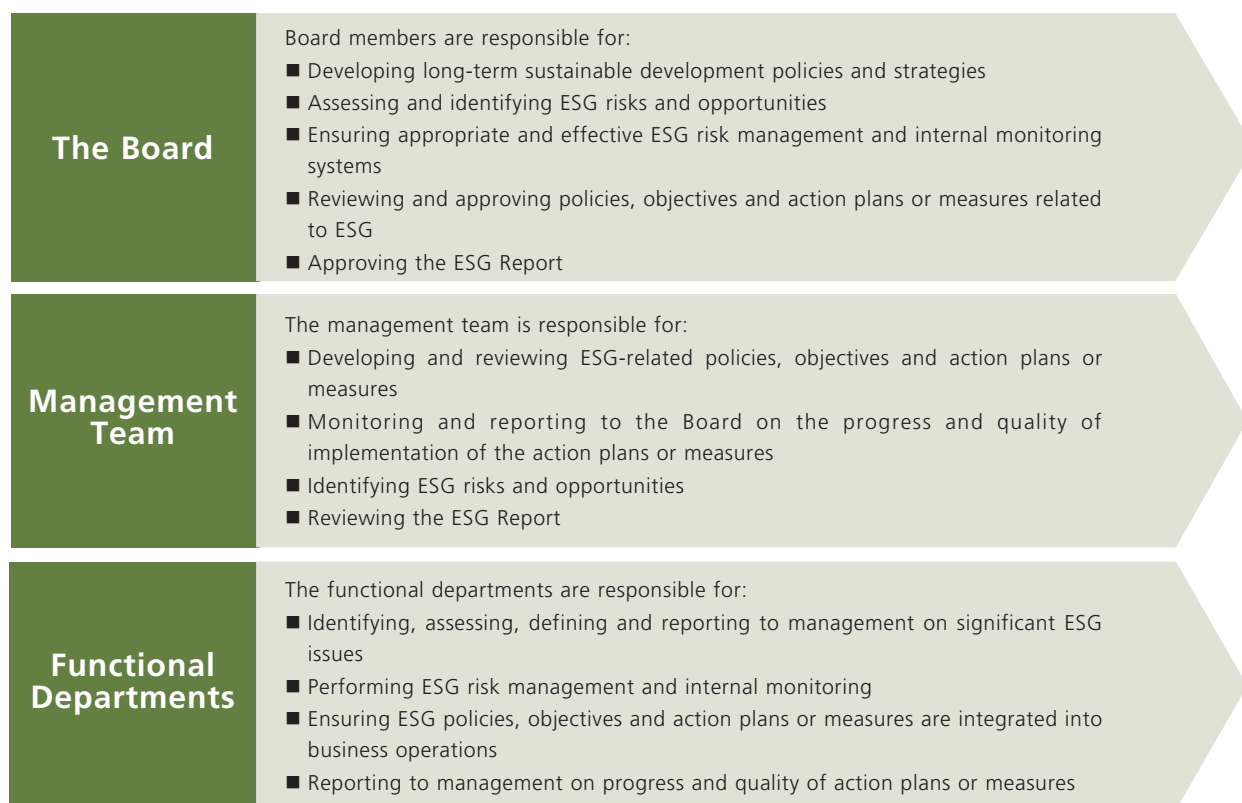
The Group always aspires to be a respectable enterprise and hopes that its professional management team can continue to commit to stable operation and prudent financial management policy, meet the challenges head-on with success, implement sustainable development strategies, improve business performance and create more meaningful long-term value for the enterprise and its stakeholders.

Environmental, Social and Governance Report

MANAGEMENT OF ENVIRONMENTAL, SOCIAL AND GOVERNANCE (continued)

Governance structure

The Board believes that sound ESG strategies can create investment value for the Group and deliver long-term returns to its stakeholders. The establishment of an appropriate governance framework is critical to the successful implementation of the ESG sustainability strategies of the Group. Therefore, the Group sets up the ESG governance structure with clear duties and responsibilities. The Board sets long-term policies and strategies for all sustainability matters, reviews the implementation status and progress of ESG work annually and reports on its performance. The Board also identifies, reviews and evaluates the corporate responsibility, sustainability and climate change response of the Group through internal meetings. The management team reports to the Board on a regular basis to assist the Board in assessing and determining whether the Company has established an appropriate and effective internal control system to contain the ESG risks. At the operational level, functional units are responsible for ensuring the integration of sustainability strategies and practices into the Group's business operations and exploring new action plans or initiatives.



The Board has appointed an independent consultant to provide advice on the ESG matters and assist in collecting data and information for conducting various analyses and providing improvement recommendations on ESG performance. The Group has also collected the views of key stakeholders on ESG matters during daily operations and conducted a materiality assessment to identify important ESG issues for the Group, details of which are disclosed in the sections headed "Stakeholders' Engagement" and "Materiality Assessment" below. To effectively lead the ESG process of the Group, the Board monitors the work of all departments to ensure that they work closely together to achieve the sustainable development goals of operational compliance and social responsibility.

Environmental, Social and Governance Report

MANAGEMENT OF ENVIRONMENTAL, SOCIAL AND GOVERNANCE (continued)

Stakeholders' Engagement

The Board recognises that the views of stakeholders are vital to the sustainability of the business and strives to establish a platform for communication between the Group and its key stakeholders to ensure a smooth flow of information. The Group controls and manages the related parties that can affect the Group's operation and management systems through the established Procedures for Control of the Stakeholders' Needs and Expectations and maintains a close tie with its stakeholders, including government/regulatory organisations, shareholders/investors, employees, customers, suppliers, community, etc. by using multiple channels and strives to balance their opinions and interests and understand their needs and expectations through constructive communications in order to determine the directions of its sustainable development. The Group assesses and determines its ESG risks to ensure that the relevant risk management and internal control systems are operating properly and effectively. The following table shows the means of communication with the stakeholders and the management response to the stakeholders' expectations and requests:

Stakeholders	Expectations and requests	Means of communication	Management response
Government/ regulatory organisations	<ul style="list-style-type: none"> ➢ Compliance with the laws and regulations ➢ Fulfill tax obligation ➢ Green operation ➢ Joint efforts in combating the COVID-19 	<ul style="list-style-type: none"> ➢ Periodic reports or announcements ➢ Communicate regularly with regulatory agencies ➢ Handle official business through government affairs website or application 	<ul style="list-style-type: none"> ➢ Uphold integrity and operational compliance ➢ Pay tax on time and make contribution to society ➢ Establish comprehensive and effective internal control and environmental management systems ➢ Fully implement safety production responsibility system ➢ Actively implement various clean production measures ➢ Follow the government's COVID-19 prevention measures and guidelines to prevent the spread of the COVID-19
Shareholders/ investors	<ul style="list-style-type: none"> ➢ Return on investment ➢ Information transparency ➢ Corporate governance system 	<ul style="list-style-type: none"> ➢ Information disclosed on the websites of the Stock Exchange and the Company ➢ Website and WeChat Official Account of the Company ➢ General meeting ➢ Investor meeting or production plants visit 	<ul style="list-style-type: none"> ➢ Management possesses relevant experience and professional knowledge in business sustainability ➢ Regular information dissemination by publications on the websites of the Stock Exchange and the Company ➢ Dedicated to improvement in internal control and focus on risk management ➢ Effectively exchange opinions with investors through various communication channels ➢ Adopt effective epidemic preventive and control measures

Environmental, Social and Governance Report

MANAGEMENT OF ENVIRONMENTAL, SOCIAL AND GOVERNANCE (continued)

Stakeholders' Engagement (continued)

Stakeholders	Expectations and requests	Means of communication	Management response
Employees	<ul style="list-style-type: none"> ➢ Labour rights ➢ Career development ➢ Compensation and welfare ➢ Health and workplace safety ➢ Joint efforts in combating the COVID-19 	<ul style="list-style-type: none"> ➢ Employee activities ➢ Employee performance evaluation ➢ Induction and on-the-job training ➢ Employee satisfaction survey ➢ Internal meetings and announcements ➢ Contact via email, phone and communication applications 	<ul style="list-style-type: none"> ➢ Set up contractual obligations to protect labour rights ➢ Encourage employees to participate in continuous education and professional training to enhance competency ➢ Establish a fair, reasonable and competitive remuneration scheme ➢ Pay attention to occupational health and workplace safety ➢ Regularly provide employees with physical examinations and conduct occupational disease hazard tests on key positions to identify the sources of various occupational hazards and develop an appropriate action plan as soon as possible ➢ Provide the COVID-19 prevention materials
Customers	<ul style="list-style-type: none"> ➢ High-quality and diversified products and customer services ➢ Protect customer rights ➢ Timely delivery ➢ Reasonable price ➢ Joint efforts in combating the COVID-19 	<ul style="list-style-type: none"> ➢ Business visit ➢ Contact via email, phone and communication applications ➢ Customer service team ➢ Customer satisfaction survey ➢ Product promotion meeting 	<ul style="list-style-type: none"> ➢ Improve the quality of products and services continuously in order to satisfy customers' requirements ➢ Establish an effective, efficient and green supply chain system ➢ Formulate comprehensive quality assurance process and recall procedures ➢ Provide multiple channels for product anti-counterfeiting inquiries to combat counterfeit and inferior behaviours so as to protect consumer rights ➢ Ensure the performance of contractual obligations ➢ Establish and continuously improve the pre-sales, in-sales and after-sales services and customer training systems ➢ Adopt effective epidemic preventive and control measures

Environmental, Social and Governance Report

MANAGEMENT OF ENVIRONMENTAL, SOCIAL AND GOVERNANCE (continued)

Stakeholders' Engagement (continued)

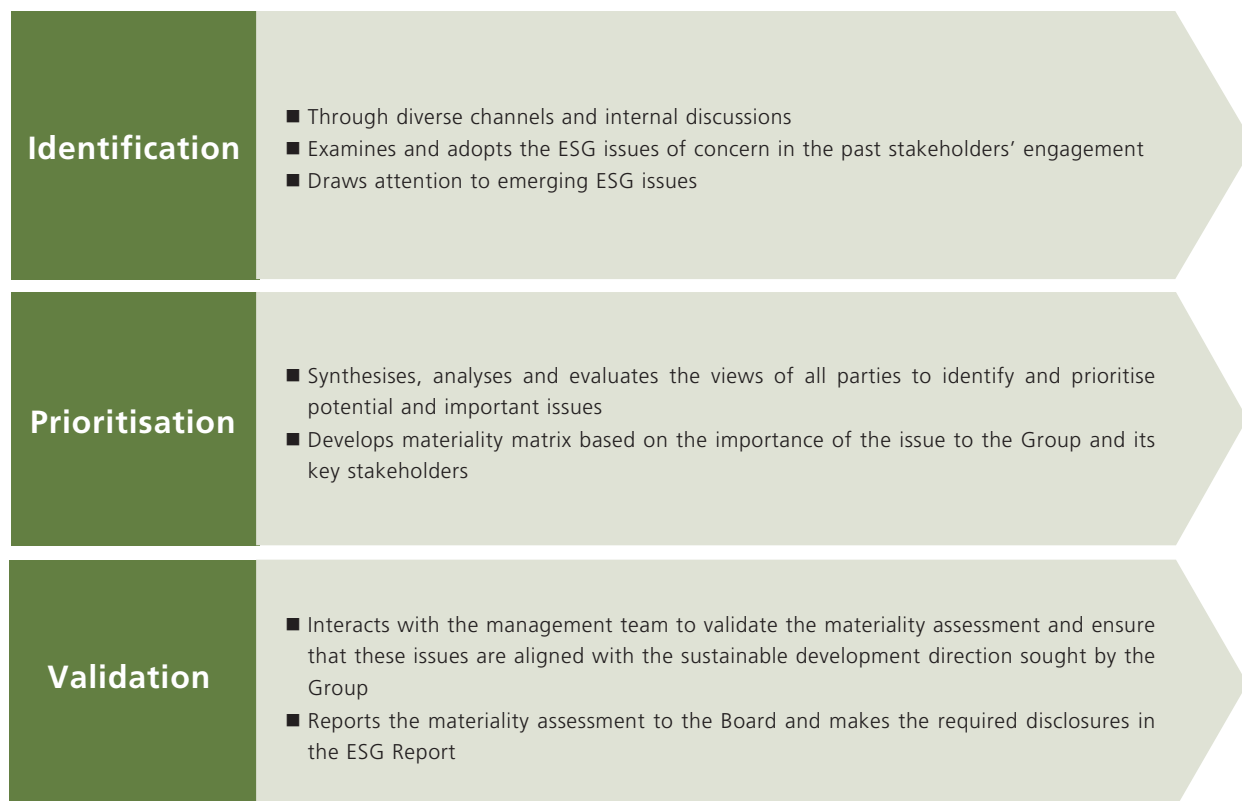
Stakeholders	Expectations and requests	Means of communication	Management response
Suppliers	<ul style="list-style-type: none"> ➤ Stable demand ➤ Good relationship with the Company ➤ Corporate reputation ➤ Joint efforts in combating the COVID-19 	<ul style="list-style-type: none"> ➤ Business visit ➤ Contact via email, phone and communication applications ➤ Product promotion meeting 	<ul style="list-style-type: none"> ➤ Ensure the performance of contractual obligations ➤ Establish policies and procedures regarding supply chain management ➤ Establish and maintain long-term co-operation relationships with quality suppliers ➤ Stringent selection of suppliers ➤ Adopt effective epidemic preventive and control measures
Community	<ul style="list-style-type: none"> ➤ Environmental protection ➤ Reduce greenhouse gas emissions and waste generation ➤ Effective resources utilisation ➤ Community contribution ➤ Economic development and community employment ➤ Joint efforts in combating the COVID-19 	<ul style="list-style-type: none"> ➤ Use website and WeChat Official Account of the Company and information publicity website of government department to publish the Company's information ➤ Participate in community activities 	<ul style="list-style-type: none"> ➤ Pay attention to the problem of climate change and actively take various clean production measures ➤ Continue to invest resources in environmental protection ➤ Actively innovate environmental protection technology ➤ Strengthen management in energy saving and emission reduction ➤ Encourage employees to participate in charitable activities and voluntary services ➤ Maintain good and stable financial performance and business growth ➤ Establish an epidemic prevention and control team and formulate epidemic prevention working guidelines to prevent the further spread of the COVID-19

Environmental, Social and Governance Report

MANAGEMENT OF ENVIRONMENTAL, SOCIAL AND GOVERNANCE (continued)

Materiality Assessment

During the Reporting Period, the Group held discussions with the management and conducted materiality assessment through various channels to identify ESG issues in which both the Group and its key stakeholders are interested and assessed the level of concern as viewed by them so as to select the relatively important ESG issues. For the materiality assessment, the Group has adopted the following three processes:



Environmental, Social and Governance Report

MANAGEMENT OF ENVIRONMENTAL, SOCIAL AND GOVERNANCE (continued)

Materiality Assessment (continued)

Materiality assessment helps the Group to ensure its business objectives and development direction are in line with the expectations and requirements of its stakeholders. The matters of concern of the Group and stakeholders are presented in the following materiality matrix:

Materiality Matrix

Importance to Stakeholders	High	<ul style="list-style-type: none"> ◆ Anti-discrimination ◆ Protecting labour rights 	<ul style="list-style-type: none"> ◆ Talent management ◆ Staff training and promotion opportunities ◆ Staff compensation and welfare 	<ul style="list-style-type: none"> ➤ Customers' satisfaction level ➤ Product quality and safety ➤ Suppliers management ➤◆◇ Anti-epidemic ◆ Occupational health and workplace safety ◇ Application of clean production and green products
	Medium	<ul style="list-style-type: none"> ➤ Community involvement 	<ul style="list-style-type: none"> ➤ Anti-corruption ◇ Air and greenhouse gas emissions ◇ Use of resources 	<ul style="list-style-type: none"> ➤ Operational compliance ➤ Protecting customers' privacy ◇ Air emissions ◇ Sewage discharge
	Low	<ul style="list-style-type: none"> ◆ Preventive measures for child and forced labour 	<ul style="list-style-type: none"> ◇ Use of water resources ◇ Non-hazardous waste produced 	<ul style="list-style-type: none"> ◇ Use of raw materials ◇ Hazardous waste produced
		Low	Medium	High
		Importance to the Group		
		◇ Environmental	◆ Employee	➤ Operational

Environmental, Social and Governance Report

ENVIRONMENTAL PROTECTION

Emissions Management

The emissions in the Group's production process are mainly generated by its production plants in Mainland China. The Group has formulated different emissions management measures in accordance with the local government policies and specific environmental conditions applicable to each production plant. In order to implement the Environmental Protection Law of the People's Republic of China, Regulation of Guangdong Province on Environmental Protection and the related laws and regulations, the Group has established the Environment, Health and Safety (hereinafter referred to as the "EHS") management system in accordance with the international standards GB/T 24001-2016/ISO 14001:2015 Environmental Management System and GB/T 28001-2011 Occupational Health and Safety Management System and implemented the same standards in the main production plants. Other than the environmental and safety laws and regulations, the Group is also required to comply with the relevant international conventions, industry standards and other requirements. Therefore, the Group has formulated the Procedures for Control of Management Review and Procedures for Control and Compliance Evaluation of the Laws and Regulations to review the EHS management exercises regularly, so as to ensure the full compliance, effectiveness and sustainability of the EHS management system. Besides, the Group conducts investigations on the non-compliance cases and takes appropriate corrective measures in a timely manner to minimise the level of risk on the environment, employees' health and safety.

The Group has obtained a pollutant discharge permit in respect of air emissions, sewage discharge and noise issued by the Chinese government. In addition to the accredited GB/T 24001-2016/ISO 14001:2015 Environmental Management System Certification, the Group's production plant in Shenzhen (the "Shenzhen Production Plant") and the Zhongshan Production Plant which commenced production during the Reporting Period has established the safety and environmental protection department which is responsible for making decisions, supervising and co-ordinating various environmental protection works and the systemic management of the environmental performance of the entire production plant. The management and the safety and environmental protection department have worked together to prepare preventive plans and established independent management systems, including Prevention and Emergency Procedures for Air Pollution, Prevention and Emergency Procedures for Water Pollution, Sewage Treatment Operation Manual and Prevention and Emergency Procedures for Noise Pollution by following the guiding principle of the Group in environmental protection Focus on Prevention and Control and considered from the perspective of risk management. These policies not only set out clear working guidelines for the daily operation of the production plants and rigorously regulate the air emissions, sewage discharge and noise emission to ensure that the production processes are in full compliance with the national and local environmental standards but also enables the production plants to deal with emergencies or other environmental factors effectively to minimise the impact on the Group's stakeholders, so that there can be a continual improvement in the Group's environmental management system. Besides, various departments of the Group initiated different energy conservation and consumption reduction activities and organised relevant knowledge and skills training to enhance employee awareness of environmental and occupational health and safety. The Group is continuously minimising the adverse effects of environmental factors and reducing environmental pollution, so as to provide favourable conditions for simultaneous planning, implementation and development of production, environmental protection and employees, and at the same time, promoting economic growth and providing benefits to society and the environment. The Group also sends dedicated personnel to participate in training and conferences organised by government departments to understand the changes in environmental policies at various operating locations and formulate response plans timely, pay close attention to environmental governance and prevent any pollution incidents or illegal emissions from happening.

Environmental, Social and Governance Report

ENVIRONMENTAL PROTECTION (continued)

Emissions Management (continued)

The Group is now facing challenges mainly from the control and management of volatile organic compounds (hereinafter referred to as “VOC”) and the disposal of industrial wastewater and hazardous wastes. The Group always advocates clean production and therefore, focuses on the management and monitoring of VOC, industrial wastewater and hazardous wastes treatment. The Group has established a set of management policy and working guideline to manage the whole product life cycle, which covers the selection of raw materials and auxiliary materials, the emissions reduction measures in the production process, the management of emissions and the usage of the Group’s products by consumers. The Group also implemented an environmental reward and penalty management system and established the Research and Development Project Reward System in compliance with the Scientific Progress Law of the People’s Republic of China to encourage various departments to carry out technological transformation and innovation and initiate innovative changes in production methods, the transformation of machine facilities or management methods, so as to reduce environmental pollution caused by exhaust air, wastewater and solid wastes. Besides, the Group continues to pay attention to the market and consumer needs and focus on optimisation of product quality and diversification, and develop a series of green products such as low-VOC latex paint, net taste latex paint, anti-formaldehyde latex paint, water-based wood paint, etc. Some of the products have obtained various environmental certifications in Mainland China and Hong Kong aiming at reducing the adverse impact of the product on the environment.

1. Management of Air and Greenhouse Gas Emissions

The operation of the Group is affected by China’s increasingly stringent rectification policy on air pollution, and hence, the Group strictly abides by the Law of the People’s Republic of China on the Prevention and Control of Atmospheric Pollution and other applicable laws and regulations, with the goal of improving the atmospheric environment, adheres to source control and continuously optimises the Group’s energy structure, environmental protection facilities and air emissions management of each production plant. Each production plant has applied and obtained a valid pollutant discharge permit from the local environmental protection department in accordance with the local regulation. Besides, the Group also strictly abides by the Measures for the Supervision and Administration of Vehicle Waste Gas Pollution to control and prevent excessive exhaust air generated by the vehicles, such as purchasing vehicles that are listed on the Eco-friendly Vehicle Catalog, conducting regular maintenance to the vehicles and using environment-friendly fuels, etc., thereby protecting and improving the atmospheric environment.

Environmental, Social and Governance Report

ENVIRONMENTAL PROTECTION (continued)

Emissions Management (continued)

1. Management of Air and Greenhouse Gas Emissions (continued)

Each department of the Group plays an important role in ensuring the Group's industrial exhaust emissions are in compliance with the national standards by monitoring and co-ordinating each control point. The safety and environmental protection department is responsible for improving and monitoring the industrial waste gas treatment methods in production lines. The production department strictly follows the working guidelines of each production line to ensure that the exhaust air is processed by fans, spray towers, UV decomposers and activated carbon purification devices and the emission is lower than the limits as set out in the Integrated Emission Standard of Air Pollutants, Guangdong Province Emissions Limits of Air Pollutants and the other limits set by the respective regions and discharged it at the height of above 15 meters in compliance with the national discharge height standard. The production department also configures dust removal facilities for dust-generating equipment to control the diffusion of dust. The research and development centre has taken environmental protection into consideration when developing new products and technologies. The science and technology department is responsible for the introduction and detailed testing of new raw materials and auxiliary materials. The quality control department conducts tests on raw materials, auxiliary materials and finished products regularly. Besides, the above three departments work together to ensure the goods produced are in good quality and comply with RoHS¹ and REACH² standards. The engineering department is responsible for the operation and maintenance of the industrial exhaust air treatment facilities by complying with the Guidelines for Operation and Maintenance of VOC Treatment Facilities and regularly replacing with the activated carbon based on its absorption characteristics to ensure that the production facilities are operating effectively so as to prevent environmental pollution. The warehouse department regularly inspects warehouses that store toxic, harmful, flammable, explosive, and volatile materials and takes appropriate measures, such as spraying cold water in summer to lower the temperature, checking the tightness of the warehouse vents and containers to ensure the stability of the warehouse environment and reduce the risk of leakage of any harmful substances to prevent environmental pollution incidents.

Numerous trees are planted in the production plants and surrounding areas for greening in order to provide employees with a comfortable and healthy working environment. The Group engaged professional environmental accredited companies to regularly perform tests on waste gas with an aim to confirm that the air emissions management methods operate effectively and provide timely feedback to departments. It can also provide direction for future environmental plans to optimise the environmental management systems and facilities of each production plant.

Notes:

¹ RoHS is a directive issued by the European Union to restrict the use of certain identified hazardous substances in products. It restricts the concentration of four hazardous substances, namely lead, cadmium, mercury and hexavalent chromium and two flame retardants, namely polybrominated biphenyls and polybrominated diphenyl ethers, in products.

² REACH is a standard established by the European Union to restrict the production and use of various chemicals so as to reduce the potential negative impact of those chemicals on human health and the environment.

Environmental, Social and Governance Report

ENVIRONMENTAL PROTECTION (continued)

Emissions Management (continued)

1. Management of Air and Greenhouse Gas Emissions (continued)

Besides, the Group also pays attention to the management of unorganised emissions from production workshops and has implemented relevant control measures to prevent continuous emission of unorganised exhaust gas, which may adversely affect the environment and employees' health. For example, employees are required to cover the temporary storage buckets when the materials are not in use, strengthens the repair and maintenance of the gas-collection hoods in the materials feeding process, turns off the air compressor system after work to prevent overloading the system and impact on the normal operation of the ventilation equipment. Please refer to the sections headed "Conservation on Gasoline, Diesel and Refrigerant Consumption" and "Conservation on Electricity Consumption" below for the details of the greenhouse gas emissions data generated from the use of fuel and electricity by the Group.

The Group regularly entrusts companies with local environmental protection certification qualifications to test the concentration and rate of pollutants in organised and unorganised waste gas in the plant. The test contents mainly include particulate matters, benzene series, non-methane total hydrocarbons and volatile organic compounds, etc. During the Reporting Period, all the tests conducted by each production plant met the requirements of the emission limits per the Emission Standard of Air Pollutants for Paint, Ink and Adhesive Industry, Emission Standard of Pollutants for the Synthetic Leather and Artificial Leather Industry and Integrated Emission Standard for Air Pollutants.

At the beginning of the Reporting Period, the Group sets a target to reduce the emission intensity of waste gas and greenhouse gas by 2% when compared with the previous year. The target has been achieved this year. Please refer to the sections headed "Conservation on Gasoline, Diesel and Refrigerant Consumption", "Conservation on Electricity Consumption" and "Summary of Environmental Data and Performance" below for the relevant data.

2. Management of Wastewater

The Group has established a sewage discharge management system for production plants in accordance with the Water Pollution Prevention and Control Law of the People's Republic of China, Regulation on Urban Drainage and Sewage Treatment and other related laws and regulations, including the Waste Water Control Procedures and Procedures for Prevention of Water Pollution and Emergency Treatment for strictly restricting the wastewater generated in the production to undergo the harmless treatment before discharging and providing preventive and emergency measures to ensure that the sewage treatment facilities can be operated properly when an accident occurred. The Group's Regulations on Sewage Treatment Operation provides detailed descriptions of the operating procedures of wastewater treatment facilities at each production plant, the methods and frequency of water quality inspection and other codes of practice on safety. The operator is required to perform day-to-day management of the facility in accordance with the policies and procedures. Besides, in order to comply with the Administrative Measures for the Sewage Permits of Guangdong Province, the Group holds a valid wastewater discharge permit, pays sewage charges on time, establishes pollutant discharge record and disseminates major pollutant discharge information on the Group's website and the pollutant discharge is monitored and inspected by the local environmental protection department.

Environmental, Social and Governance Report

ENVIRONMENTAL PROTECTION (continued)

Emissions Management (continued)

2. Management of Wastewater (continued)

The wastewater generated by production plants is mainly domestic sewage and industrial sewage. The domestic sewage is discharged to the local sewage treatment plant directly through the main pipelines. Each sewage treatment plant has its own sewage treatment station, which comprises a conditioning tank, a chemical sedimentation tank, an anaerobic tank and a biological pool. The water-based paint sewage generated from production will be conditioned, precipitated and underwent chemical and biological treatment procedures and discharged when the Integrated Waste Water Discharge Standard, Guangdong Province Water Pollutant Discharge Limit and other discharge limits stipulated by respective operating locations are met. In order to prevent environmental pollution caused by sewage overflow from the conditioning tank or abnormal operation of the sewage treatment facilities, the Group has established different treatment methods to control the flow by referring to the water level. The Group has also set up an emergency pool for extra storage during large-scale production or the malfunctioning of the sewage treatment station. To ensure the proper functioning of the sewage treatment facilities, the Group pays close attention to the regular daily repairs and maintenance of these facilities.

The safety and environmental protection department of the Group is responsible for managing the industrial wastewater treatment, monitoring the progress of the sewage treatment process of the production plants, evaluating and analysing the environmental performance. An online automatic monitoring system has been set up in the production plants to monitor the total phosphorus, ammonia nitrogen, chemical oxygen demand, pH value and flow at the sewage discharge port. The Group also regularly conducts emergency drills for leakage in the pipeline network of the sewage treatment facilities so that employees can carry out relevant emergency treatment in a timely, effective and safe manner when an accident occurs to prevent secondary pollution to the environment and injury to employees from happening. The Group has engaged local environmental accredited companies to perform tests and measurements on the pH value, suspended substance, ammonia nitrogen, 5-day biochemical oxygen demand and chemical oxygen demand of wastewater at sewage discharge port of each production plant according to the national technical specifications. The local Ministry of Ecology and Environment also performs unscheduled inspections on sewage for about two to four times a year. During the Reporting Period, all the tests conducted by each production plant met the requirements of the emission limits and the Group has not received any notification of illegal treatment or discharge of wastewater. During the Reporting Period, the Group was mainly affected by factors such as the increase in the production level and number of employees, the Group generated approximately 12,784.40 tonnes of non-hazardous wastewater, representing an increase of approximately 3,838.76 tonnes or 42.91% when compared with last year.

At the beginning of the Reporting Period, the Group estimated that the emission intensity of wastewater would increase by 10% when compared with the previous year. However, due to the domestic sewage arising from the production of Zhongshan Production Plant, such increase was higher than the Group's estimation. Please refer to the below table and the section headed "Summary of Environmental Data and Performance" below for the relevant data.

Environmental, Social and Governance Report

ENVIRONMENTAL PROTECTION (continued)

Emissions Management (continued)

2. Management of Wastewater (continued)

During the Reporting Period, the Group's data in non-hazardous wastewater discharged are as follows:

	2021 (Tonnes)	2020 (Tonnes)
NON-HAZARDOUS WASTEWATER		
Total	12,784.40	8,945.64
Intensity ¹	37.79	31.95

Note:

¹ The emission intensity is calculated in terms of the production per hundred tonne.

3. Management of Disposal of Solid Waste

The solid waste generated by the Group during its operations can be divided into recyclable, non-recyclable and hazardous wastes. Recyclable waste is mainly waste packaging materials, waste wood and metal scraps. Non-recyclable waste is mainly water-based paint sludge, waste paper, rags and domestic waste. Hazardous waste is mainly waste insulating oil, used activated charcoal, organic solvent waste, waste ink, waste paint residue, waste batteries, mercury-containing waste lamps, waste chemicals containers, and other labour supplies and containers that are contaminated with hazardous substances. In order to comply with the Law of the People's Republic of China on the Prevention and Control of Environmental Pollution by Solid Waste, Regulations on the Prevention and Control of Environmental Pollution by Solid Waste of Guangdong Province and relevant laws and regulations, the Group has formulated the Procedure for Control of Waste to manage and monitor the process of production, collection, storage and disposal of different types of solid waste. For the disposal of hazardous wastes, the Group has also established the Code of Prevention and Protection against Environmental Pollution from Hazardous Wastes to incorporate pollution prevention work into all levels of the production plant and set up a task force to make decisions, monitor and co-ordinate the work in the environmental protection aspect. The Group strictly follows the national direction of Focusing on Prevention, Integrating Management Controls in implementing different environmental protection and pollution prevention measures, developing emergency plans for environmental incidents and conducting regular accident drills. When hazardous waste or compound leak incident occurs, employees must follow the established procedures to prevent the accident from spreading further to reduce the impact on the environment and report the relevant environmental incidents to the local environmental protection department. During the Reporting Period, no hazardous waste or compound leak incident occurred in any production plants of the Group. At the beginning of the Reporting Period, the Group sets a target to reduce the production intensity of hazardous and non-hazardous solid waste by 2% when compared with the previous year. The targets have been achieved this year. Please refer to the below table and the section headed "Summary of Environmental Data and Performance" below for the relevant data.

Environmental, Social and Governance Report

ENVIRONMENTAL PROTECTION (continued)

Emissions Management (continued)

3. Management of Disposal of Solid Waste (continued)

Due to the continuous increase of environmental protection awareness, the Group's focus on strengthening waste management has become the consensus of all industries. In addition to the implementation of different waste reduction measures from the source, the Group has also implemented a number of optimisation measures in terms of waste collection and disposal methods and employee education. The details of waste reduction measures for hazardous and non-hazardous solid waste are as follows:

- Continuously optimise the production plan for improving the productivity and ensuring the product quality, and take into account the order of putting raw materials in the paint mixing tank, thereby reducing the frequency of cleaning the paint mixing tank for reducing waste paint residue and non-hazardous sludge generated from the production process;
- Strengthen the maintenance of environmental protection equipment to prevent unnecessary hazardous and non-hazardous solid waste generated from the abnormal operation of the equipment;
- Actively seek qualified recyclers or suppliers who possess the required recycling technology to recycle different wastes generated from operation and production;
- In the pre-shift and daily routine meetings, continue to remind employees of the importance of environmental protection and instill different environmental protection knowledge to employees;
- Formulate operating procedures for different equipment and strictly require employees to follow the established procedures to reduce waste;
- Set up waste classification and recycling bins in the production plants, and educate the employees to pay attention to waste classification for increasing the waste recycling and reuse rate;
- Encourage employees to communicate internally in electronic form;
- Encourage employees to reuse paper or stationery as much as possible, such as single-sided paper, envelopes, folders, etc.; and
- Reduce the use of disposable consumables, including food packaging boxes, paper cups, paper plates, plastic bags, etc.

Environmental, Social and Governance Report

ENVIRONMENTAL PROTECTION (continued)

Emissions Management (continued)

3. Management of Disposal of Solid Waste (continued)

Hazardous Solid Waste

The responsible departments of the Group categorise, label, store and dispose of the solid waste according to the requirement of the National Hazardous Waste List, Standard for Pollution Control on Hazardous Waste Storage and Standards for Pollution Control on the Storage and Disposal Site for General Industrial Solid Wastes. All hazardous solid waste must be recycled by agents holding Hazardous Waste Operation Permit for dangerous wastes and strictly follow the Measures for the Management of Hazardous Waste Transfer. Illegal disposal of hazardous waste is prohibited.

The responsible departments and users of the Group strictly follow the Regulations on the Safety Management of Dangerous Chemicals, Regulations on the Management of Transportation of Dangerous Goods, General Rules for the Storage of Commonly Used Dangerous Chemical, General Rules for the Classification of Chemicals and Hazard and relevant laws and regulations, as well as internal policies and procedures to purchase, use, transport and store hazardous substances (such as chemicals). The Group also takes necessary protective measures when handling hazardous chemicals, such as demanding the raw materials suppliers to comply with relevant laws and regulations by signing an agreement, explicitly stating the safety and environmental requirements on hazardous chemicals packing, transportation and discharge process. The Group has also installed a number of online surveillance cameras in dangerous goods warehouses to enable real-time spot checks by the local government departments and increased the frequency of warehouse inspections to prevent environmental pollution caused by leakage. The Group has established a Management Plan for Disposal of Chemical Waste to report all discarded hazardous chemicals to the environmental protection department and maintained a register recording the information about the discarded hazardous chemicals. The Group also registers the transfer of hazardous waste on the national solid waste management information platform. Approval from the environmental protection authorities is required prior to the disposal of hazardous waste so as to prevent the recyclers from illegal disposal of the wastes which would otherwise lead to environmental pollution. During the Reporting Period, the Group generated approximately 86.50 tonnes of hazardous solid waste, representing an increase of approximately 1.61 tonnes or 1.90% when compared with the previous year.

During the Reporting Period, the Group's data in the production of hazardous solid waste are as follows:

	2021 (Tonnes)	2020 (Tonnes)
HAZARDOUS SOLID WASTE		
Total	86.50	84.89
Intensity ¹	0.26	0.30

Note:

¹ The production intensity is calculated in terms of the production per hundred tonne.

Environmental, Social and Governance Report

ENVIRONMENTAL PROTECTION (continued)

Emissions Management (continued)

3. Management of Disposal of Solid Waste (continued)

Non-Hazardous Solid Waste

The Group implemented different methods of recycling and disposal depending on the source of non-hazardous waste. The Group's production department is responsible for categorising waste, such as packaging materials and cardboards, arranging transportation and storing the same at designated locations and engaging with local environmental accredited recyclers to handle the waste. Besides, the Group recycles and re-uses papers in the office in order to maximise the resources utilisation rate. Please refer to the section headed "Paper Conservation" below for details. The Group strictly complies with the Measures for the Management of Municipal Solid Waste and relevant laws and regulations to monitor, collect and dispose of domestic waste and educates employees to reduce waste generation from source, to enhance employee awareness in waste categorisation and to remind them how their behaviour will affect the environment.

The generation of engineering waste due to equipment relocation of certain production workshops of the Shenzhen Production Plant and additional sediment generated from cleaning up the sewage tank in the plant caused the tremendous increase in non-hazardous solid waste last year. Therefore, the non-hazardous solid waste generated by the Group during the Reporting Period decreased by approximately 1,049.29 tonnes or 89.86% compared with the previous year with a total of approximately 118.38 tonnes of non-hazardous solid waste generated.

During the Reporting Period, the Group's data in the production of non-hazardous solid waste is as follows:

	2021 (Tonnes)	2020 (Tonnes)
NON-HAZARDOUS SOLID WASTE		
Total	118.38	1,167.67
Intensity ¹	0.35	4.17

Note:

¹ The production intensity is calculated in terms of the production per hundred tonne.

Environmental, Social and Governance Report

ENVIRONMENTAL PROTECTION (continued)

Emissions Management (continued)

4. Management of Noise

The Group strictly complies with the Law of the People's Republic of China on Prevention of Noise Pollution, Regulations for the Prevention of Noise Pollution in the Shenzhen Special Economic Zone and relevant laws and regulations and established Procedures for Control of Noise and Procedures for Prevention of Noise and Emergency Treatment and strictly control and manage noise produced during the operation of the production facilities through restricting the production workshop location, the placement setting of production equipment and implementing vibration and noise reduction measures. The operators strictly follow the operation manual when using the production equipment and take appropriate sound treatment. The engineering department of the Group is responsible for the management, repair and maintenance of production facilities and generators to ensure that the noise produced is within the national standards. The Group engaged local environmental accredited companies to conduct assessments of the noise level annually. During the Reporting Period, the test results of all production plants have met the emission limits in Emission Standard for Industrial Enterprises Noise at Boundary.

During the Reporting Period, there was no violation or non-compliance incident in relation to environmental protection that had a significant impact on the Group.

Management of Use of Resources

In order to comply with the Law of the People's Republic of China on Energy Conservation, Water Law of the People's Republic of China and relevant laws and regulations and policies, the Group has established related internal policies and procedures at each production plant. The Group is committed to promoting the corporate culture of "saving resources" by constantly reminding employees to preserve precious resources and to avoid wastage. To ensure the staff understand the importance of resources conservation, the Group has implemented various measures to encourage the staff to build a habit of saving and make the best use of resources.

1. Energy Conservation

Conservation on Gasoline, Diesel and Refrigerant Consumption

Gasoline and diesel are mainly consumed by the Group's business vehicles and warehouse forklifts. The Group has formulated Measures for Management of Vehicle to manage the daily use of vehicles. The vehicle users are required to complete the Application Form for the Use of Vehicles and obtain prior approval before using the business vehicles. The Group encourages employees to use public transportation when travelling to locations with good public transportation networks. Besides, drivers must plan the routes before using vehicles and take the shortest route and the fastest way to the destination in order to shorten the driving distance and reduce exhaust air emissions. Drivers have to check the vehicles before use so as to prevent any environmental and safety issues due to parts failure. The finance department of the Group checks and analyses the monthly fuel consumption, investigates abnormal fuel consumption cases and requests the vehicle users to explain any abnormal situation. During the Reporting Period, the Group consumed a total of approximately 51.17 tonnes of gasoline, representing an increase of approximately 2.87 tonnes or 5.94% when compared with the previous year. The increase in the frequency of business trips and vehicles used as a result of the ease of the COVID-19, thereby causing an increase in gasoline consumption. The Group consumed approximately 23.60 tonnes of diesel, representing an increase of approximately 2.23 tonnes or 10.44% when compared with the previous year. The increase in the use of forklift and diesel consumption was mainly caused by the increase in the production level.

Environmental, Social and Governance Report

ENVIRONMENTAL PROTECTION (continued)

Management of Use of Resources (continued)

1. Energy Conservation (continued)

Conservation on Gasoline, Diesel and Refrigerant Consumption (continued)

At the beginning of the Reporting Period, the Group sets a target to reduce the consumption intensity of gasoline, diesel and refrigerant by 2% when compared with the previous year. The targets have been achieved this year. Please refer to the below table and the section headed "Summary of Environmental Data and Performance" below for the relevant data.

During the Reporting Period, the Group's direct use of energy and the Scope 1 greenhouse gas emissions generated by the Group are as follows:

	2021		2020	
	Consumption	CO ₂ Equivalent Emissions (Tonnes)	Consumption	CO ₂ Equivalent Emissions (Tonnes)
Gasoline	51.17 Tonnes	187.05	48.30 Tonnes	176.81
Diesel	23.60 Tonnes	73.52	21.37 Tonnes	67.78
Refrigerants	115.90 Kilograms	197.54	105.40 Kilograms	179.20
Group's Total Emission		458.11		423.79
Group's Emission Intensity ¹		1.35		1.51

Note:

¹ The emission intensity is measured in terms of the production per hundred tonne.

Conservation on Electricity Consumption

In order to consistently implement the Group's environmental protection policy, the Group has established the Procedures for Management of Water Resource and Electricity Consumption, which strictly requires all departments to use and save energy effectively. The Group's administration and human resources department is responsible for implementing water conservation measures and providing training on the use of electricity. All new employees are required to participate in the induction training, which covers environmental protection facilities and equipment operation procedures, to ensure that each new employee has adequate knowledge in operating the environmental facilities and eliminating the chance of inappropriate use of the equipment so as to minimise unnecessary energy consumption. The engineering department of the Group is responsible for setting annual electricity saving targets, recording and analysing electricity consumption data, preparing timely remediation plans if abnormalities are discovered, suggesting necessary energy-saving renovations for production and office electrical equipment, such as installing variable-frequency drives and automatic light sensor switches, using LED energy-saving lamps, and enhancing resources conservation measures according to the loading or conditions of the equipment.

The department heads are responsible for monitoring their team members for electricity consumption and enhancing their knowledge in resources conservation so as to control energy consumption and improve resource usage efficiency through daily management. In general, employees are suggested to turn off the lights when sunlight is sufficient, air conditioners are used according to seasonal and temperature change, turn off the air conditioners after work, close the doors and windows when air conditioners are turned on and switch off their own or their department's electrical appliances and computers after work.

Environmental, Social and Governance Report

ENVIRONMENTAL PROTECTION (continued)

Management of Use of Resources (continued)

1. Energy Conservation (continued)

Conservation on Electricity Consumption (continued)

During the Reporting Period, the Group consumed a total of approximately 3,991.84 megawatt hours (“MWh”) of electricity, representing an increase of approximately 542.54 MWh or 15.73% when compared with the previous year. This was mainly affected by the increase in production level.

At the beginning of the Reporting Period, the Group sets a target to reduce the consumption intensity of electricity by 2% when compared with the previous year. The target has been achieved this year. Please refer to the below table and the section headed “Summary of Environmental Data and Performance” below for the relevant data.

During the Reporting Period, the data relating to the Group’s indirect use of energy and the Scope 2 greenhouse gas emissions generated by the Group are as follows:

	2021		2020	
	Consumption (MWh)	CO ₂ Equivalent Emissions (Tonnes)	Consumption (MWh)	CO ₂ Equivalent Emissions (Tonnes)
Electricity	3,991.84	3,215.54	3,449.30	2,895.76
Group’s Total Emission		3,215.54		2,895.76
Group’s Emission Intensity ¹		9.50		10.34

Note:

¹ The emission intensity is measured in terms of the production per hundred tonne.

Environmental, Social and Governance Report

ENVIRONMENTAL PROTECTION (continued)

Management of Use of Resources (continued)

2. Water Conservation

The Group uses the government-supplied water sources and did not encounter any problems in sourcing water during the Reporting Period. The Group has always paid attention to the use of water resources and implemented different measures to encourage its employees to make the best use of water resources and reduce wastage. In compliance with the Law of the People's Republic of China on Use of Water Resources, Regulations on Conservation of Use of Water in Urban Area and relevant laws and regulations, the Group has formulated Procedures for Management of Water Resource and Electricity Consumption to manage the water use efficiency in the production plants. Each production department and office is required to check the water facilities, pipelines and taps, etc. regularly within their surrounding area to prevent the waste of water. The Group also aims to enhance employees awareness of water conservation by putting up different water-saving tips at prominent positions. Once the damaged pipe, valve or water leakage is discovered, the employees shall notify the maintenance department promptly for repair. The engineering department also installed monitoring equipment at different water outlets to measure and make changes to the water outlets with high water consumption.

Besides, each production plant has implemented a number of water-saving measures, such as reducing the water pressure of the pipes to the lowest level, replacing the ordinary faucets with energy-saving faucets, installing water meters in dormitories to manage employees' water usage, posting water-saving tips at each water usage point, checking all underground water pipes and repair leaks in time, closer monitoring of water use in each production plant. The Group will continue to focus on water conservation promotion work, strengthen the water use monitoring system and pay attention to water management.

There was a water leak at the underground water pipe network of the Shenzhen Production Plant due to corrosion. The repair work was completed last year. Therefore, the Group's water consumption decreased by approximately 22,810.00 cubic meters or 21.56% with a total of approximately 83,012.00 cubic meters of water consumed.

At the beginning of the Reporting Period, the Group sets a target to reduce the consumption intensity of water by 2% when compared with the previous year. The target was achieved this year. Please refer to the below table and the section headed "Summary of Environmental Data and Performance" below for the relevant data.

During the Reporting Period, the Group's use of water resources is as follows:

	2021 (Cubic Meters)	2020 (Cubic Meters)
WATER RESOURCES		
Total	83,012.00	105,822.00
Intensity ¹	245.37	377.91

Note:

¹ The consumption intensity is measured in terms of the production per hundred tonne.

Environmental, Social and Governance Report

ENVIRONMENTAL PROTECTION (continued)

Management of Use of Resources (continued)

3. Management of Use of Packaging Materials

The packaging materials used by the Group are mainly painting cans, protective rings, cartons and stickers. The packaging materials of all production plants are centrally purchased by the Shenzhen Production Plant. The marketing department, production planning department and procurement department of the Group follow the Procedures for Control on Procurement to carry out the related procurement processes. The marketing department of the Group formulates product design plans based on the Group's product characteristics, safety and environmental requirements and the national standards. The production planning department of the Group prepares requisition form for raw materials procurement according to production needs. The purchasing department of the Group selects suitable suppliers from the approved vendor list according to the design plan and the raw materials requisition form. In order to strengthen the warehouse management, the Group has established the Procedures for Control of Warehouse Management to regulate receipt, dispatch and storage of packaging materials and to carry out physical count and sample checks of the packaging materials regularly. The Group also inspects and conducts repairs and maintenance to the material warehouse periodically to ensure that the warehouse environment is suitable for storing packaging materials in order to maintain its quality and to increase the materials' durability. During the Reporting Period, the Group has consumed a total of approximately 3,078.72 tonnes of packaging materials, which has increased by approximately 271.29 tonnes or 9.66% when compared with the previous year. This is mainly due to the increase in the production level of the Group.

4. Paper Conservation

The Group actively promotes the Paperless Office policy and encourages employees to read documents in electronic format and reduce photocopying and printing. Employees are also encouraged to set double-sided printing as default, to check the format of the document before copying or printing, fully utilise papers by reusing single-sided papers and collect double-sided used papers in recycling bins pending collection by qualified recyclers. During the Reporting Period, due to the drop in the number of employees and the active implementation of different measures in building a "paperless office" by employees, the volume of paper used have effectively reduced. However, as the production level increased, the amount of paper consumption had slightly increased by approximately 0.20 tonne or 3.26% when compared with the previous year and the Group has consumed a total of approximately 6.34 tonnes of paper.

The Environment and Natural Resources

The Group pays attention to the protection of natural resources, promotes the idea of "caring and protecting the environment is everyone's responsibility" and hopes to engage everyone to work together for a better world. The Group follows the Procedures for Identification, Evaluation and Control of Environmental Factors/Source of Danger to assess the impact on the environment from the new or changed processes and workflow in production and in the course of providing the services, makes reference to the most updated relevant laws and regulations, integrates the stakeholders' expectations and requirements to monitor and enhance the environmental performance of each production plant continuously. In response to the Measures for the Disclosure of Environmental Information, the Group disclosed the environmental information of major production plants, including the company's general information, sewage discharge information, construction progress and operation of pollution prevention facilities, wastewater online monitoring equipment status, environmental impact assessment of construction projects and other environmental protection administrative permits, emergency plans for environmental incidents, etc.

Environmental, Social and Governance Report

ENVIRONMENTAL PROTECTION (continued)

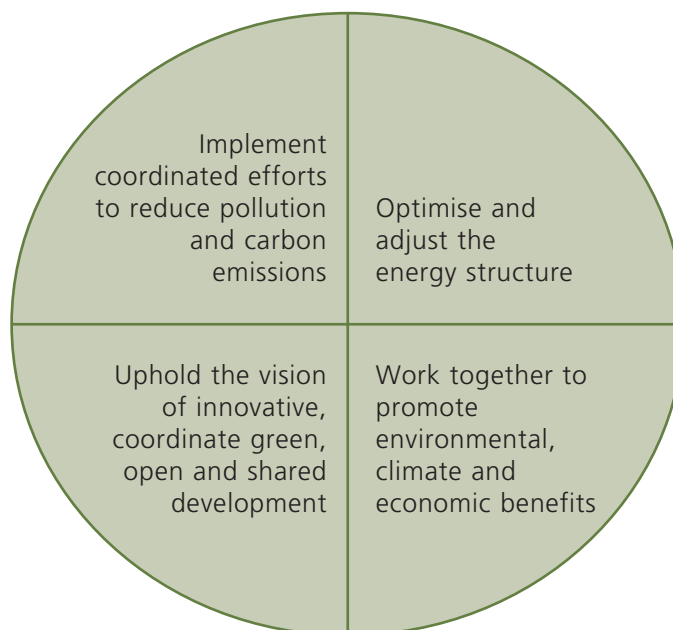
The Environment and Natural Resources (continued)

The Group is aware of the structural change to the industry and the increasing demand for product quality by consumers. The paint and coating manufacturing industry is expected to face increasing challenges in the future. As a responsible enterprise, the Group will establish management policies and measures to meet the national standards, continuously improve and transform its production facilities and processes, use clean energy and raw materials, and increase resource utilisation rate, so as to reduce pollutants generation during production. The Group aims to establish a path to green development that fits its business characteristics in the near future. This plan not only meets the stakeholders' growing concern about environmental protection but also contributes to the protection of the environment as a whole.

Climate Change

Climate change is expected to worsen the frequency and severity of extreme weather events and cause catastrophic damage. Climate change is also changing seasonal and annual patterns of temperature, precipitation and other weather phenomena. The unprecedented crisis from the global spread of the COVID-19 has created significant challenges worldwide while the risks of climate change are still imminent. Understanding of these trends and the relationship with its businesses can help the Group to prepare, analyse possible risks and opportunities, seize the opportunities of potential benefits and establish the response capacity of the Group in the long run.

In response to climate change, the Group is committed to reducing carbon emissions and waste generated by each production plant and office. The Group reduces the consumption of electricity, water, paper and gasoline used by vehicles from the source and follows the principle of Use Less, Fully Exploit, Seek Alternatives, Fix and Reuse, Rethink, through daily management and strengthens education and publicity, and actively takes technically feasible and economically reasonable measures, so as to reduce operating costs, reduce carbon emissions and waste in operation, and actively explore new models of low carbon development. At the same time, the Group has formulated scientific reasonable and realistic goals, indicating that the Company has a directional and purposeful plan for reducing greenhouse gas emissions, and is prepared in advance to respond to national-level regulatory policies of climate change. Besides, the ESG targets of the Group provide benchmarks and future directions for the annual review of progress in greenhouse gas reduction and energy transition, and motivate more efficient actions to address climate change.



Environmental, Social and Governance Report

EMPLOYMENT AND LABOUR PRACTICES

Employees are the Group's most valuable assets. The Group adheres to the "fair, talent-oriented and virtuous" principle in its governance culture. A set of comprehensive talent management mechanism has been established to attract and retain competent talents for sustainable development and inherit the mission of "developing industry for the nation, creating a colourful life". The Group is devoted to create a non-discriminatory, equal, harmonious and safe workplace and build up a mutual respect relationship with its employees. The Group encourages the employees to be innovative, flexible and committed when dealing with customers and to provide high-quality products and services. To accomplish these goals, the Group understands the thoughts and needs of employees through various communication methods such as suggestion box and questionnaire, etc. and established effective communication channels with management to enhance daily operation, provide timely assistance to employees and listen to the employees' suggestions so as to establish competitive remuneration policy to attract, retain and reward talents, including the provision of appropriate remuneration, personal and career development training together with other fringe benefits.

Employment

In order to strictly comply with the Labour Law of the People's Republic of China, the Labour Contract Law of the People's Republic of China, the Social Insurance Law of the People's Republic of China, the Employment Ordinance, the Minimum Wage Ordinance, the Mandatory Provident Fund Schemes Ordinance, Anti-discrimination Ordinances in Hong Kong and other applicable laws and regulations, the Group has established an internal management system which specifies the requirements for recruitment, promotion, dismissal, working hours, rest periods, compensation, welfare and other benefits.

1. *Recruitment, Promotion, Dismissal, Equal Opportunity, Diversity and Anti-discrimination*

The Group is a fair job opportunity employer and respects employees' privacy. It has established the Recruitment Management Policy and Procedures for Recruitment Management and adhered to the concept of "talent oriented" in recruiting talents through various recruitment channels. Department heads set out job descriptions to define the job responsibilities and requirements of each position clearly and the human resources department assesses and screens applicants according to the requirements. The appropriate candidates would be selected based on working experience, professional knowledge, academic background, communication and presentation skills, regardless of their ethnic group, religion, nationality, gender, age, marital status. The policy applies to all phases of the employment relationship, including but not limited to hiring, promotion, performance appraisal, training, personal development and termination. The Group handles the dismissal of employees and compensates them in accordance with the local laws and regulations.

In order to enhance the quality of work and competency of employees, the Group conducts periodic performance appraisal and fairly assesses the level of awards, salary increment and/or promotion recommendations based on a number of criteria, including working experience, seniority, knowledge and skills, performance, contributions, etc. During the performance appraisal process, the department head discusses with employees to set goals and development plans for work and organises appropriate training programmes for employees to develop their potential.

On the basis of job equality, the Group hopes to identify talents who are committed and dedicated to work, willing to take responsibility, keep learning, continuously improve their abilities and willing to move forward with the Group.

Environmental, Social and Governance Report

EMPLOYMENT AND LABOUR PRACTICES (continued)

Employment (continued)

1. *Recruitment, Promotion, Dismissal, Equal Opportunity, Diversity and Anti-discrimination* (continued)
As at 31 December 2021, the numbers and distributions of the employees of the Group are as follows:

	2021	2020
Gender		
Male	470	455
Female	263	223
Employment Type		
Full-time	729	675
Part-time	4	3
Age Group		
18-30	126	88
31-45	403	403
46-60	184	172
Over 60	20	15
Geographical Region		
Mainland China	680	621
Hong Kong ¹	53	57

Note:

- ¹ Included 14 (2020: 15) Hong Kong employees who work in Mainland China.

During the Reporting Period, the average monthly employee turnover rates of the Group are as follows:

	2021	2020
Gender		
Male	3.29%	2.09%
Female	2.43%	1.56%
Age Group		
18-30	3.92%	2.31%
31-45	2.88%	1.96%
46-60	2.89%	1.79%
Over 60	0.43%	–
Geographical Region		
Mainland China	3.15%	2.08%
Hong Kong	0.91%	0.14%

Environmental, Social and Governance Report

EMPLOYMENT AND LABOUR PRACTICES (continued)

Employment (continued)

2. *Compensation, Welfare and Other Benefits*

The Group attracts and retains outstanding talents by providing competitive remuneration packages and benchmarks up-to-date remuneration data in their industry and strives to establish a fair, reasonable and competitive remuneration scheme. Staff salaries level is decided based on their knowledge, skills, experiences and educational background. Employee compensation varies among factories and offices by location. Some of the factories and offices implement remuneration system that consists of basic salary and performance-based bonus.

The remuneration package includes salary, over-time allowance and bonus. Other benefits include the provision of employee housing dorm, free annual body medical checkup, festival red packets, maternity subsidy, meal allowance, etc. Besides, in accordance with the local labour laws and social security laws and regulations, the Group provides social security benefits for all employees. The Group contributes to various social security schemes (endowment insurance, medical insurance, unemployment insurance, work injury insurance and maternity insurance) and housing provident funds for the employees in Mainland China and contributes to the Mandatory Provident Fund Scheme for the employees in Hong Kong.

In order to enhance the cohesion among employees and help them to build up a sense of belonging and reduce stress, the Group provides recreational facilities to them. For example, the corporate culture department of the Shenzhen Production Plant provides a multi-purpose recreation centre for employees to use during their leisure time, which includes badminton courts, billiard room, basketball court, fitness room and lounge. Due to the outbreak of the COVID-19, the Group did not organise any leisure activities for employees to maintain proper social distance and prevent the spread of the COVID-19 in the workplace.

3. *Working Hours and Rest Periods*

The Group attaches importance to employees' health and work-life balance and protects the employees' entitlement to rest days and holidays. Employees' work hours are set in compliance with local labour laws.

4. *The Impact of the COVID-19*

The Group did not reduce the employees' compensation and welfare nor lay off any employees during the COVID-19 in 2021. For the sake of employees' health and safety, the Group has formulated Emergency Plan for Epidemic Prevention and Control and implemented various anti-epidemic prevention measures. Please refer to the section headed "Health and Safety" below for details.

Environmental, Social and Governance Report

EMPLOYMENT AND LABOUR PRACTICES (continued)

Health and Safety

Employees are the Group's valuable human capital, so the Group strictly abide by the Production Safety Law of the People's Republic of China, the Law of the People's Republic of China on the Prevention and Control of Occupational Diseases and other applicable laws and regulations. According to the operation and production environment of each production plant, the Group has formulated occupational health and safety management rules and regulations and emergency contingency plans to provide effective safety management mechanism and incident handling guidelines, so as to prevent and avoid occupational hazards, protect employees' health and provide a safe working environment for employees.

1. *Safety Training*

New employees must join different practical training, understand the workflow, equipment operation and guidelines of the production department and receive safety education conducted by the production department and team. In order to raise occupational safety awareness, the Group provides frequent training to its employees to improve their awareness, knowledge and skills in workplace safety. The Group also carries out regular role-based technical training, safety assessment and team activities to ensure that employees are prepared mentally and have adequate knowledge and skills to meet the safety standards and to fulfil their job duties. During the Reporting Period, the Group organised various safety training programs, which include safety management, safety production, occupational hygiene and laws and regulations, workflow and precautions of anti-corrosion coating test, RoHS, forklifts safety operation guideline, training and drill for production safety emergency incident, confined space work safety training, hazardous waste management, 7S training, etc. Staff of special work types (e.g. welders, forklift drivers, etc.) must receive relevant professional safety training and possess a valid license from the government authority before they are put to work. The Group will continue to provide training to minimise occupational health and safety risks during the production process.

2. *Management of Safety Risk*

In order to follow the EHS management system and implement the production safety policy of Safety and Prevention First, and Integrated Management, the Group formulated a production safety emergency plan to stipulate the emergency management work, enhance the ability to respond to risks and prevent emergency incidents and protect the employees' safety and health and public safety so as to reduce economic loss and the adverse impact on the environment and society. The Group continuously identifies the potential hazardous factors that may occur in workplace, like fire, explosion, poisoning, electric shock, mechanical injury, falls from height, noise and leakage of hazardous chemicals and performs risk assessment and takes preventive measures in respect of likelihood of incident, severity level of the consequences of the incident and the frequency of employees exposing to hazardous sources in order to eliminate hazards source and to reduce the likelihood of an incident. In order to handle different types of emergencies effectively and to ensure the employees' safety at the scene of incident, the production safety emergency plan determined each department's responsibilities. After an incident occurred, the responsible departments arrive at the scene and understand when it happened, the casualties and pollution caused and to make a preliminary assessment as to its nature, time, location, causes, casualties and the impact on the surrounding environment, etc., so as to determine its severity level and to take appropriate measures to contain the damage. They also have to report to the safety production monitoring authority and assist in the investigation of the government authorities. Besides, the Group reviews the compliance and effectiveness of the implemented EHS management system in accordance with the Internal Audit Control Procedures. During the Reporting Period, the Shenzhen Production Plant, the Zhongshan Production Plant and the Xinfeng Production Plant held OHSAS 18001 Occupational Health and Safety Management System Certification and Safety Production Standardised Level Three Enterprise Certificate respectively which shows that the Group attaches importance to occupational health and safety and has affirmed its work in this area.

Environmental, Social and Governance Report

EMPLOYMENT AND LABOUR PRACTICES (continued)

Health and Safety (continued)

3. *Safe Working Environment*

The Group's safety and environmental protection department, production department and engineering department work together to prevent safety incident from happening. The safety and environmental protection department is responsible for the monitoring and management of workplace hazards by conducting several safety inspections each day with the production department regarding the corridors and safety exit, fire-fighting equipment, the storage of hazardous chemicals and waste paints and the temperature and humidity in all paint and solvent production plants and warehouses to ensure potential safety hazards can be identified timely and to take remedial measures immediately or soonest possible to eliminate and control risk if any abnormalities are found and to keep detailed record. For example, when external drivers use mobile phone in the fire control area, the safety inspector will immediately take the driver away from the area to prevent fire from happening. When there is leakage in the raw materials Class A warehouse, the safety inspector will immediately arrange personnel to clean up the floor and replace raw materials bucket so as to eliminate safety hazard. To ensure equipment and facilities are in good condition and to control risk and prevent safety incidents from happening, the engineering department performs inspections on production equipment and fire facilities and provides status reports (including fire extinguishers, fire hose, etc.) to the management daily. If there is any malfunctioning of production equipment, repair work is required to be conducted immediately to ensure safe production and to keep proper regular inspection and maintenance records.

4. *Employee Occupational Health*

Pursuant to the requirements of the Production Safety Law of the People's Republic of China, Law of the People's Republic of China on Prevention and Control of Occupational Diseases, Provision on the Supervision and Administration of Occupational Health at Work Sites and applicable local laws and regulations, the Group has established the Occupational Health Management System, Occupational Disease Protection Equipment Management System, etc. Based on various safety and hazardous occupational factors, for example, the production of paint involves the process of mixing various materials, in which the chemicals, including benzene, toluene, xylene and dust, etc., would affect the employees' health, the Group provides its employees with protective equipment (such as face masks, earmuffs, uniforms, protective shoes and high altitude working safety belts, etc.) and supervises its employees to equip them according to guidelines and performs inspections on an irregular basis to ensure the protective equipment are equipped properly. The Group also conducts pre-employment and regular occupational hygiene training, optimises occupational hygiene internal control policy and so on, strengthens supervision so as to enhance employees' knowledge on occupational hygiene. During the Reporting Period, the Shenzhen Production Plant, the Zhongshan Production Plant, the Xinfeng Production Plant and the production plant in Hubei engaged qualified agencies to inspect the occupational hazards of each job position. The inspection covers hazardous chemicals, noise, use of protective equipment and operation of protective facilities. During the inspection, it was found that workers were exposed to xylene at one of the operating mixers in the Zhongshan Production Plant and failed to meet the occupational hygiene standards. The Zhongshan Production Plant has then used raw materials that do not contain xylene instead to replace the existing raw materials so as to eliminate the hazards of xylene at source. Employees in Mainland China are required to conduct pre-employment medical checkup and annual medical checkup and to pass the medical assessment as a prerequisite for continuous employment, which indicates that the Group cares about employees' health and occupational safety.

Environmental, Social and Governance Report

EMPLOYMENT AND LABOUR PRACTICES (continued)

Health and Safety (continued)

5. Impact of the COVID-19

The Group has implemented preventive measures to protect the employees from the threat of the COVID-19, and the details are as follows:

- Launched the Emergency Plan for Epidemic Prevention and Control and set up the epidemic prevention and control team to cope with the possible spread of the COVID-19 in offices, production plants and dormitories;
- Conducted sterilisation in the entire factory area, including offices, production workshops, warehouses, dormitories, canteens, washrooms, etc. daily and kept sterilisation record;
- Strictly controlled the access of personnel to the production plant area. All employees and visitors must wear a surgical mask, measure body temperature, fill in personal health conditions form and sanitise their hands and ensure that they do not have any suspected symptoms of infection before accessing the production plant area;
- The driver must sterilise the interior and exterior of the vehicles every time before and after using the vehicles and all personnel must wear a surgical mask when using company vehicles;
- Non-company vehicles must be sterilised before accessing to production plant area;
- Ensured sufficient stock of the COVID-19 prevention materials, such as thermometers, disinfection sprayers, hand sanitisers and surgical masks;
- Required employees to use electronic communication, reminded employees to keep safe social distance from others;
- Employees must wear a surgical mask at work and be aware of hand hygiene; and
- Strengthened the hygiene management in canteens, strictly limited the number of persons and kept safe distance for staff sharing table, employees shall avoid eating together and implemented staggered meal time.

During the Reporting Period, the number of lost days due to work injury is as follows:

	2021	2020
Lost Days due to Work Injury	183 days	135 days

The Group had no work-related fatality occurred in each of the past three years, including the Reporting Period.

Environmental, Social and Governance Report

EMPLOYMENT AND LABOUR PRACTICES (continued)

Development and Training

An excellent corporate team is critical for the Group’s sustainable and long-term business development. Therefore, the Group has established a stringent and comprehensive recruitment system, standards and procedures, introduced a competition mechanism in order to explore and cultivate professional talents and encourage staff to continue the study and lifelong learning. Apart from aligning the Group’s corporate business plan, the Group also aims to enhance the quality, technical skills and knowledge of employees through continuous training.

New hires are required to participate in the induction training with an aim to introduce corporate culture, industry knowledge, organisational structure, rules and regulations, environmental protection, workplace safety, basic product knowledge and system certification knowledge, etc. The employees who are transferred to a new position are also required to receive training according to the skills requirements of the new position. They are required to pass the relevant assessment before putting them into work. In accordance with Guideline for 3-level Safety Education, new hires and employees who are transferred to a new position are required to participate in a 3-level safety training to ensure the employees understand the national safety production laws and regulations, learn safety knowledge, acquaint themselves with the key safety production work of each position (please refer to the section headed “Health and Safety” above for details of workplace safety training).

In addition to the induction training, the Group also established a comprehensive staff training plan with reference to the manpower needs of each department. The Group organised internal training activities. The Group’s human resources department manages and keeps proper records for the training programs, including training plan, training activities and participants. These comprehensive records are used as a reference for formulating training plan in future. During the Reporting Period, internal training covered internal control management, procurement management, warehouse management, environmental management, quality management (please refer to the section headed “Product Responsibility” below for details), production safety management (please refer to the section headed “Health and Safety” above for details), etc., covering internal auditors training, professionalism of purchaser and operation process training, vendor evaluation requirements for toy paint, information security training, implementation of environmental labelling product certification standards, etc.

During the Reporting Period, the percentages of the employees of the Group trained are as follows:

	2021	2020
Gender		
Male	100.00%	68.35%
Female	100.00%	61.43%
Employee Category		
Executive Directors and Senior Management	75.00%	–
Middle Management	52.00%	9.09%
Lower Level Management	72.51%	55.13%
Ordinary Staff	100.00%	79.00%

Environmental, Social and Governance Report

EMPLOYMENT AND LABOUR PRACTICES (continued)

Development and Training (continued)

During the Reporting Period, the average training hours¹ completed per the employee of the Group are as follows:

	2021	2020
Gender		
Male	8.38	7.00
Female	9.83	8.38
Employee Category		
Executive Directors and Senior Management	0.75	–
Middle Management	1.04	0.25
Lower Level Management	4.63	3.65
Ordinary Staff	11.88	10.73

Note:

¹ The average training hours refer to the number of training hours provided by the Group to the employees within the Reporting Period divided by the total number of the employees of the Group at the end of the Reporting Period.

Labour Standards

The Group complies with the Labour Law of the People's Republic of China, the Labour Contract Law of the People's Republic of China, the Hong Kong Employment Ordinance, the Employment of Children Regulations and other applicable laws and regulations. The Group cherishes human rights and protects labour rights. Child and forced labour are strictly prohibited in accordance with the applicable labour laws and regulations. The human resources department of the Group conducts background checks and reference checks in its hiring process to prevent any child labour. Besides, the Group has also implemented various measures to prevent any forms of forced labour, including prisoners, indentured servitude, bonded labour. For example, labour contract is signed by the employee on a fair and voluntary basis, ensure employees do not need to bear any onboarding costs, no deduction of wages, benefits or property of employees, detention of employee's identity card or other identification documents is strictly prohibited, any form of physical abuse, assault, body search or insult, or forcing an employee to work by means of violence, threat or unlawful restriction of personal freedom are all forbidden. Employees' consent for work overtime is required to avoid involuntary overtime work and the employees are compensated as appropriate in accordance with the applicable labour laws and regulations.

Compliance

During the Reporting Period, the Group did not involve any non-compliance incidents relating to employment, health and safety and labour standards that have a significant impact on the Group.

Environmental, Social and Governance Report

OPERATING PRACTICES

Supply Chain Management

The Group conveys its concerns on environmental protection issues to the suppliers and business partners and expects them to join hands with the Group to fulfill the corporate social responsibility. The Group aims to develop business with its suppliers on the basis of equality to achieve a win-win situation. Therefore, the Group has established strict internal rules and regulations and procurement management and evaluation systems for both new and existing suppliers and has prepared an approved vendor list. When selecting a new supplier, the Group adheres to the five principles in procurement which are timeliness, quality, quantity, location and price. At the same time, it determines the technical standards for the items purchased and it is required to assess the potential, production scale, management system, production equipment, reputation, publicity, customer base, scope of services, etc. and suppliers are categorised into approved vendors or substandard vendors according to the assessment result. The Group selects the best suppliers after conducting trial tests on new raw materials. The Group will re-assess the substandard suppliers if they could complete rectification work within a reasonable time. The Group has a segregation of duties on each stage from the signing of contracts with suppliers to the acceptance of the products. The suppliers are required to obtain recognised certifications, adopt a sound internal management system, achieve stability in product quality, make on-time delivery, comply with relevant laws and regulations and possess professional skills and qualifications. As such, the Group can ascertain that the selected suppliers are capable of providing competitive and qualified products and services. The Group's Procedures for Raw Materials Inspection provides guidance on quality inspection to ensure the raw materials can fulfill the internal and hazardous substance requirements. The Group regularly conducts performance assessment on suppliers according to the frequency of purchase from suppliers. The assessment covers quality, delivery time, co-ordination and service and the suppliers are rewarded and penalised based on the performance assessment result and ratings. Besides, the Group also conducts annual vendor evaluation according to the raw materials criticality and risk level. The Group establishes a supply chain management system with strict requirements to provide various reporting channels to its employees, suppliers, customers and other business parties to report any violations of laws or regulations.

Prior to entering into the contract stage with key business partners, the Group conducts an assessment based on a variety of criteria, including attitude towards environmental and social issues. When selecting suppliers, the Group conducted on-site inspections to understand suppliers' considerations on social responsibility issues, such as child labour and forced labour, occupational health and safety, discrimination, employees remuneration, working hours, etc. Besides, the Group also requires suppliers to provide self-investigation reports on environmental and occupational health and safety, including whether the suppliers have obtained approvals from the government, environmental management system certification, occupational health and safety management system certification, etc., whether pollutants are generated during the production process, whether toxic, prohibited substances or dangerous chemicals are used in products or production process, whether suppliers use environmentally friendly materials or processes, whether suppliers provide employees with appropriate labour protective supplies, whether suppliers provide employees with adequate training, etc.

During the Reporting Period, the number and geographical distribution of the approved suppliers and the main suppliers that have business with the Group are as follows:

	2021	2020	2021	2020
	Approved Suppliers		Main Suppliers that have Business with the Group	
Mainland China	425	420	295	206

Environmental, Social and Governance Report

OPERATING PRACTICES (continued)

Product Responsibility

To achieve the philosophy of “quality, consumer and environmental protection first”, the Group satisfies customers with high-quality products and services.

Management of Product Quality

1. Product Quality Assurance

With technological advancement and improving living standards, customers are increasingly demanding product quality. Therefore, the Group equips with advanced production equipment and measuring instruments, cultivates professional production and technical teams, keeps improving product quality and implements an effective quality control system. The Group has obtained GB/T 19001 and ISO 9001 Certification in Quality Management and standardised the production and product quality assurance process. The Group has formulated comprehensive quality inspection procedures covering the whole production process from raw materials used in pre-production, during manufacturing process and finished goods produced. The inspections are performed by experienced and well-trained inspectors with the aid of meticulous devices.

2. Quality Management Training

The Group believes that employees' quality has a positive impact on the product quality, thereby regularly providing training courses relating to product quality, such as the requirements of IATF 16949 Quality Management System, product test procedures training, product, process and system audit training, phthalates limit under RoHS, etc., so as to ensure that the quality inspectors possess the latest skill and knowledge. The Group hopes that employees can gain a sense of satisfaction and accomplishment at work, seize every opportunity to improve the product quality with the Group together and move towards a higher quality goal.

Management of Customers' Complaints

The Group has established a comprehensive sales network in Mainland China and Hong Kong and established sales branches in various cities in Mainland China and co-operated with the technical service centre in Shenzhen. The Group can provide 24-hour professional technical services, point-to-point on-site technical consultation and guidance, thereby improving the quality of customer service. The Group conducts customer satisfaction surveys continuously to understand their view on the Group's product and service quality. It also formulates Procedures for Control of After-sales Services to ensure that it can meet the customers' requirements in the after-sales services. Based on the concern on customers' complaints, the Group establishes a stringent customer complaint handling system. For example, customers can lodge complaints and provide recommendations through a 24-hour service hotline and online service to deal with complaints promptly, analyse the root cause and take rectification and preventive measures.

During the Reporting Period, the number of products and service-related complaints received is as follows:

	2021	2020
Complaints Received	600	348

Environmental, Social and Governance Report

OPERATING PRACTICES (continued)

Product Responsibility (continued)

Management of Labelling

The production plants of the Group in Mainland China have obtained various international accreditation certificates, such as Labels for China Compulsory Certification and Labels for Environmental Labelling Products (Type I). The Group strictly complies with the Product Quality Law of the People's Republic of China, Regulations of Use of China Environmental Labelling, Regulation Concerning Management of Compulsive Product Certification and applicable laws and regulations relating to product responsibility. In order to protect customers' legitimate rights effectively, the Group establishes Guideline on Printing, Procurement, Custody and Use of Labels and Procedures for Product Labelling and Tracking to monitor the use of each type of certification labels and strictly prohibits employees from using labels on unauthenticated or substandard products and selling such products in the market. These are to ensure product quality and to protect consumers' interests. In order to reduce the impact of counterfeit items on the Group's products, the Group strictly monitors the sales channels and sets up a customer service hotline to promptly collect information on counterfeit products and handle the issue properly. The Group has also affixed anti-counterfeit labels on the outer packaging of products. Customers can perform product authentication online or through an enquiry hotline or conduct the authentication themselves to prevent counterfeit products from entering to the market and defending the rights of the company and consumers. Besides, in respect of the production of paint and coating products, the Group has complied with the international standards in the processes of selection of raw materials, production and product testing. Over the years, the Group has been awarded numerous honours for its products which recognise the Group's determination in providing its customers with the best service and high-quality products (please refer to the section headed "Awards and Honours" below for details).

Customer Data Protection and Privacy Policies

Confidentiality is one of the Group's core values. The Group handles customers' personal data in good faith and with care in accordance with applicable laws and regulations. Customers' personal data must be kept safely and in compliance with confidentiality requirements. The customer must have been informed of the purposes for which his/her personal data will be used and to whom the data will be transferred (e.g. a person associated with the company). The personal data collected can only be used for the purposes for which the data are collected. If the data need to be disclosed to other parties, prior consent must be obtained from the customer. The Group has strict data management policies and appropriate IT access controls and measures in place to prevent data leakage and hacking of its information systems, for example, physical access control, firewalls and anti-virus software.

Maintenance and Protection Intellectual Property Rights

The Group respects intellectual property rights and employees are not allowed to possess or use copyrighted material without permission from the copyright owners.

Recall of Products

During the Reporting Period, the Group has no recall on the products which have been sold or shipped due to safety and health reasons.

Compliance

During the Reporting Period, the Group's products and services did not involve in any significant issues relating to violations, nor did the Group receive any complaints concerning breaches of customer privacy, loss of data and intellectual property rights.

Environmental, Social and Governance Report

OPERATING PRACTICES (continued)

Anti-corruption

Maintaining an ethical working environment is one of the Group's core values. The Group has adopted a zero-tolerance approach for all kinds of corruption, bribery and extortion situation. To comply with the Criminal Law of the People's Republic of China, the Prevention of Bribery Ordinance enforced by the Hong Kong Independent Commission Against Corruption and other applicable laws and regulations. The Group established different policies and procedures and working guidelines to strictly regulate the behaviour of Directors, management and employees. The Group has set out strict penalties in the employee handbook to combat inappropriate collection and acceptance of bribes, commissions or other illegal interests (such as property, banquet activities, etc.). The Group provides on-the-job anti-corruption training for all personnel (including the Directors and employees) and requires them to abide by rules and regulations and does not tolerate any bribery act at all. Integrity is the key in the code of conduct for the sales and procurement departments in view of their nature of work. Therefore, the Group established Sales Department Management Policy, Guidelines for the Code of Conduct of Salesperson and Anti-Corruption Commitment Letter for Procurement Staff which set out guidelines for the sales and procurement staff to tackle the related issues and regulate misconduct behaviour. For example, salespersons are prohibited from making any promise with dealers by offering any discount, rewards or gifts, etc. on behalf of the Company without prior approval. The Group conducts disciplinary inspections and monitoring in the production and business process to ensure whistle-blowing channels, such as "Chairman's Mailbox", are in place for people to use in confidence, to lodge complaints regarding behaviours in violation of rules, regulations and laws, such as the abuse of power for personal gains, bribery, blackmailing, frauds or money laundering. The Group is determined to combat corruption and contributes to building a clean society. Before employees are on board, they are required to attend training in business ethics. Employees who are in breach of the Company's code of conduct are disciplined and/or dismissed.

During the Reporting Period, there is no litigation of corruption involving the Group or its employees.

COMMUNITY

Community Investment

The Group emphasises community involvement and advocates accountability in its corporate culture. Everyone is accountable to oneself, their family, their employer and society. The Group believes that corporate development relies not only on the advanced technology, talented and hard-working employees, but also on close tie and development with the stakeholders. During the Reporting Period, the Group sponsored more than RMB50,000 of bursaries for a number of students of Xinfeng No. 1 Middle School in China and continued to participate in "6.30 Guangdong Poverty Day" by donating RMB100,000, hoping to actively involve in practising social responsibilities; at the same time of business development, the Company also pays attention to contributing to society and sincerely put it into action and to spread love. The Group will continuously encourage its employees to participate in more voluntary activities and services in the coming year.

Environmental, Social and Governance Report

AWARDS AND HONOURS

The Group obtained the following major awards and honours in 2021:

Hong Kong

- Various products of "Flower (菊花牌)" and "Golden Flower (金菊花牌)" of China Paint (1932) were awarded "Hong Kong Green Labels".
- "Flower (菊花牌)" of China Paint (1932) was awarded "Hong Kong Top Brand".

Mainland China

- China Paint (Shenzhen) and Zhongshan Yongcheng were awarded "ISO 9001:2015 Quality Management System Certificate".
- China Paint (Xinfeng) and Hubei Giraffe were awarded "GB/T 19001-2016/ISO 9001:2015 Quality Management System Certificate".
- China Paint (Shenzhen) was awarded "GB/T 28001-2011/OHSAS 18001:2007 Occupational Health and Safety Management System Certificate".
- China Paint (Shenzhen) and Zhongshan Yongcheng were awarded "GB/T 45001-2020/ISO 45001:2018 Occupational Health and Safety Management System Certificate".
- China Paint (Shenzhen), China Paint (Xinfeng), Hubei Giraffe and Zhongshan Yongcheng were awarded "GB/T 24001-2016/ISO 14001:2015 Environmental Management System Certificate".
- China Paint (Shenzhen) was awarded "IATF 16949:2016 Quality Management System Certificate".
- China Paint (Shenzhen) and Zhongshan Yongcheng were awarded "IECQ QC 080000:2017 Hazardous Substance Process Management System Certificate".
- China Paint (Shenzhen) was awarded "ISO/IEC 17025:2017 Laboratory Accreditation Certificate by China National Accreditation Service for Conformity Assessment (中國合格評定國家認可委員會實驗室認可證書)".
- China Paint (Shenzhen) was awarded "Certificate for China Compulsory Product Certification (中國國家強制性產品認證證書)".
- Various interior wall primer coating, exterior wall primer coating, interior wall paint and exterior wall paint products of China Paint (Shenzhen) were awarded "Certificate for China Environmental Labelling Production Certification (中國環境標誌產品認證證書)".
- Paint products of "Flower (菊花牌)" of China Paint (Shenzhen) was awarded "Famous Brand in Shenzhen (深圳知名品牌)".
- Paint products of "Flower (菊花牌)" of China Paint (Shenzhen) was awarded "The Twelfth Golden Paint Award for Outstanding Engineering Coating Products (第十二屆金漆獎傑出工程塗料品牌)".
- Paint products of "Flower (菊花牌)" of China Paint (Shenzhen) was awarded "Outstanding Brand in Engineering Coating Products (工程塗料傑出品牌)".

Environmental, Social and Governance Report

AWARDS AND HONOURS (continued)

Mainland China (continued)

- Paint products of "Giraffe (長頸鹿牌)" of China Paint (Shenzhen) was awarded "Influential Brand in Exterior Wall Paints (牆面漆影響力品牌)".
- Paint products of "Giraffe (長頸鹿牌)" of China Paint (Shenzhen) was awarded "Influential Brand in Water-based Industrial Paints (水性工業漆影響力品牌)".
- Paint products of "Giraffe (長頸鹿牌)" of China Paint (Shenzhen) was awarded "Famous Brand in Guangdong Province (廣東省(行業類)名牌產品)".
- Paint products of "Giraffe (長頸鹿牌)" of China Paint (Shenzhen) was included in "Guangdong Provincial Key Trademark Protection List (廣東省重點商標保護名錄)".
- Paint products of "Toy Brand (玩具牌)" of China Paint (Shenzhen) was awarded "Influential Brand in Light Industry Coating Products (輕工業塗料影響力品牌)".
- China Paint (Shenzhen) was awarded "Guangdong Provincial Coating Industry Green Supply Chain Credit Alliance Membership Certificate (廣東省塗料行業綠色供應鏈信用聯盟成員證書)".
- Water-based Two-component Putty Products of China Paint (Xinfeng) was awarded "Guangdong Provincial High Technology Product Certificate (廣東省高新技術產品證書)".
- Oil-based Metallic Paint and its Preparation, Use Method and Application Products of China Paint (Xinfeng) were awarded "Guangdong Provincial High Technology Product Certificate (廣東省高新技術產品證書)".
- China Paint (Xinfeng) was awarded "Production Safety Standardisation Level III Enterprise (Dangerous Chemical) Certificate (安全生產標準化三級企業(危險化學品)證書)".

Environmental, Social and Governance Report

SUMMARY OF ENVIRONMENTAL DATA AND PERFORMANCE

	Unit	2021	2020
GREENHOUSE GAS EMISSIONS			
Scope 1¹:			
Total	Tonnes	458.11	423.79
Intensity ³	Tonnes	1.35	1.51
Scope 2²:			
Total	Tonnes	3,215.54	2,895.76
Intensity ³	Tonnes	9.50	10.34
AIR EMISSIONS			
Nitrogen Oxides	Kilograms	852.47	747.74
Sulfur Oxide	Kilograms	1.47	1.38
Particulate Matters	Kilograms	55.72	50.12
HAZARDOUS WASTES			
Solid Wastes Generated:			
Total	Tonnes	86.50	84.89
Intensity ³	Tonnes	0.26	0.30
NON-HAZARDOUS WASTES			
Solid Wastes Generated:			
Total	Tonnes	118.38	1,167.67
Intensity ³	Tonnes	0.35	4.17
Wastewater Discharged:			
Total	Tonnes	12,784.40	8,945.64
Intensity ³	Tonnes	37.79	31.95
PACKAGING MATERIALS USED FOR FINISHED GOODS			
Total	Tonnes	3,078.72	2,807.43
Intensity ³	Tonnes	9.10	10.03
ENERGY AND WATER RESOURCES CONSUMPTION			
Electricity:			
Total	MWh	3,991.84	3,449.30
Intensity ³	MWh	11.80	12.32
Diesel:			
Total	Tonnes	23.60	21.37
Intensity ³	Tonnes	0.07	0.08
Gasoline:			
Total	Tonnes	51.17	48.30
Intensity ³	Tonnes	0.15	0.17
Water Resources:			
Total	Cubic Meters	83,012.00	105,822.00
Intensity ³	Cubic Meters	245.37	377.91
Refrigerants:			
Total	Kilograms	115.90	105.40
Intensity ³	Kilograms	0.34	0.38

Notes:

- ¹ Scope 1 refers to the direct greenhouse gas emissions from the Group's business, including combustion of gasoline and diesel and consumption of refrigerants.
- ² Scope 2 refers to the indirect greenhouse gas emissions from the Group's business, including consumption of purchased electricity.
- ³ The emission/production/consumption intensities are calculated in terms of the production per hundred tonne.

Environmental, Social and Governance Report

COMPLIANCE WITH THE “ENVIRONMENTAL, SOCIAL AND GOVERNANCE REPORTING GUIDE” ISSUED BY THE STOCK EXCHANGE

GENERAL DISCLOSURE/KPI	REPORTING GUIDE	PAGE
A. ENVIRONMENTAL		
ASPECT A1	EMISSIONS	
General Disclosure	Information on: (a) the policies; and (b) compliance with relevant laws and regulations that have a significant impact on the issuer relating to air and greenhouse gas emissions, discharges into water and land, and generation of hazardous and non-hazardous waste.	40-49
KPI A1.1	The types of emissions and respective emissions data.	45, 47-48, 69
KPI A1.2	Direct (Scope 1) and energy indirect (Scope 2) greenhouse gas emissions (in tonnes) and, where appropriate, intensity (e.g. per unit of production volume, per facility).	50-51, 69
KPI A1.3	Total hazardous waste produced (in tonnes) and, where appropriate, intensity (e.g. per unit of production volume, per facility).	47,69
KPI A1.4	Total non-hazardous waste produced (in tonnes) and, where appropriate, intensity (e.g. per unit of production volume, per facility).	45,48, 69
KPI A1.5	Description of emissions target(s) set and steps taken to achieve them.	40-43
KPI A1.6	Description of how hazardous and non-hazardous wastes are handled, and a description of reduction target(s) set and steps taken to achieve them.	43-48
ASPECT A2	USE OF RESOURCES	
General Disclosure	Policies on the efficient use of resources, including energy, water and other raw materials.	49-53
KPI A2.1	Direct and/or indirect energy consumption by type (e.g. electricity, gas or oil) in total (kWh in '000s) and intensity (e.g. per unit of production volume, per facility).	50-51, 69
KPI A2.2	Water consumption in total and intensity (e.g. per unit of production volume, per facility).	52,69
KPI A2.3	Description of energy use efficiency target(s) set and steps taken to achieve them.	49-51
KPI A2.4	Description of whether there is any issue in sourcing water that is fit for purpose, water efficiency target(s) set and steps taken to achieve them.	52
KPI A2.5	Total packaging material used for finished products (in tonnes) and, if applicable, with reference to per unit produced.	53
ASPECT A3	THE ENVIRONMENT AND NATURAL RESOURCES	
General Disclosure	Policies on minimising the issuer’s significant impact on the environment and natural resources.	53-54
KPI A3.1	Description of the significant impacts of activities on the environment and natural resources and the actions taken to manage them.	53-54
ASPECT A4	CLIMATE CHANGE	
General Disclosure	Policies on identification and mitigation of significant climate-related issues which have impacted, and those which may impact, the issuer.	54
KPI A4.1	Description of the significant climate-related issues which have impacted, and those which may impact, the issuer, and the actions taken to manage them.	54

Environmental, Social and Governance Report

COMPLIANCE WITH THE “ENVIRONMENTAL, SOCIAL AND GOVERNANCE REPORTING GUIDE” ISSUED BY THE STOCK EXCHANGE (continued)

GENERAL DISCLOSURE/KPI	REPORTING GUIDE	PAGE
B. SOCIAL		
EMPLOYMENT AND LABOUR PRACTICES		
ASPECT B1	EMPLOYMENT	
General Disclosure	Information on: (a) the policies; and (b) compliance with relevant laws and regulations that have a significant impact on the issuer relating to compensation and dismissal, recruitment and promotion, working hours, rest periods, equal opportunity, diversity, anti-discrimination, and other benefits and welfare.	55-57
KPI B1.1	Total workforce by gender, employment type (for example, full- or part-time), age group and geographical region.	56
KPI B1.2	Employee turnover rate by gender, age group and geographical region.	56
ASPECT B2	HEALTH AND SAFETY	
General Disclosure	Information on: (a) the policies; and (b) compliance with relevant laws and regulations that have a significant impact on the issuer relating to providing a safe working environment and protecting employees from occupational hazards.	58-60
KPI B2.1	Number and rate of work-related fatalities occurred in each of the past three years including the reporting year.	60
KPI B2.2	Lost days due to work injury.	60
KPI B2.3	Description of occupational health and safety measures adopted, and how they are implemented and monitored.	58-60
ASPECT B3	DEVELOPMENT AND TRAINING	
General Disclosure	Policies on improving employees’ knowledge and skills for discharging duties at work. Description of training activities.	61-62
KPI B3.1	The percentage of employees trained by gender and employee category (e.g. senior management, middle management).	61
KPI B3.2	The average training hours completed per employee by gender and employee category.	62
ASPECT B4	LABOUR STANDARDS	
General Disclosure	Information on: (a) the policies; and (b) compliance with relevant laws and regulations that have a significant impact on the issuer relating to preventing child and forced labour.	62
KPI B4.1	Description of measures to review employment practices to avoid child and forced labour.	62
KPI B4.2	Description of steps taken to eliminate such practices when discovered.	62

Environmental, Social and Governance Report

COMPLIANCE WITH THE “ENVIRONMENTAL, SOCIAL AND GOVERNANCE REPORTING GUIDE” ISSUED BY THE STOCK EXCHANGE (continued)

GENERAL DISCLOSURE/KPI	REPORTING GUIDE	PAGE
B. SOCIAL (continued)		
OPERATING PRACTICES		
ASPECT B5	SUPPLY CHAIN MANAGEMENT	
General Disclosure	Policies on managing environmental and social risks of the supply chain.	63
KPI B5.1	Number of suppliers by geographical region.	63
KPI B5.2	Description of practices relating to engaging suppliers, number of suppliers where the practices are being implemented, and how they are implemented and monitored.	63
KPI B5.3	Description of practices used to identify environmental and social risks along the supply chain, and how they are implemented and monitored.	63
KPI B5.4	Description of practices used to promote environmentally preferable products and services when selecting suppliers, and how they are implemented and monitored.	63
ASPECT B6	PRODUCT RESPONSIBILITY	
General Disclosure	Information on: (a) the policies; and (b) compliance with relevant laws and regulations that have a significant impact on the issuer relating to health and safety, advertising, labelling and privacy matters relating to products and services provided and methods of redress.	64-65
KPI B6.1	Percentage of total products sold or shipped subject to recalls for safety and health reasons.	65
KPI B6.2	Number of products and service related complaints received and how they are dealt with.	64
KPI B6.3	Description of practices relating to observing and protecting intellectual property rights.	65
KPI B6.4	Description of quality assurance process and recall procedures.	64-65
KPI B6.5	Description of consumer data protection and privacy policies, and how they are implemented and monitored.	65
ASPECT B7	ANTI-CORRUPTION	
General Disclosure	Information on: (a) the policies; and (b) compliance with relevant laws and regulations that have a significant impact on the issuer relating to bribery, extortion, fraud and money laundering.	66
KPI B7.1	Number of concluded legal cases regarding corrupt practices brought against the issuer or its employees during the reporting period and the outcomes of the cases.	66
KPI B7.2	Description of preventive measures and whistle-blowing procedures, and how they are implemented and monitored.	66
KPI B7.3	Description of anti-corruption training provided to directors and staff.	66

Environmental, Social and Governance Report

COMPLIANCE WITH THE “ENVIRONMENTAL, SOCIAL AND GOVERNANCE REPORTING GUIDE” ISSUED BY THE STOCK EXCHANGE (continued)

GENERAL DISCLOSURE/KPI	REPORTING GUIDE	PAGE
B. SOCIAL (continued)		
COMMUNITY		
ASPECT B8	COMMUNITY INVESTMENT	
General Disclosure	Policies on community engagement to understand the needs of the communities where the issuer operates and to ensure its activities take into consideration the communities’ interests.	66
KPI B8.1	Focus areas of contribution (e.g. education, environmental concerns, labour needs, health, culture, sport).	66
KPI B8.2	Resources contributed (e.g. money or time) to the focus area.	66

Report of the Directors

The Directors present their report and the audited financial statements of the Group for the year ended 31 December 2021.

PRINCIPAL ACTIVITIES AND BUSINESS REVIEW

The principal activity of the Company is investment holding. The Group is principally engaged in the manufacture and sale of paint and coating products and investment holding activities. Details of the activities of the principal subsidiaries are set out in note 1 to the financial statements. Further discussion and analysis of these activities as required by Schedule 5 to the Hong Kong Companies Ordinance can be found in the Chairman's Statement and Management Discussion and Analysis set out on pages 3 to 22 of this annual report. The discussion forms part of this directors' report.

RESULTS AND DIVIDENDS

The Group's loss for the year ended 31 December 2021 and the state of affairs of the Group at that date are set out in the financial statements on pages 86 to 161.

The Directors have resolved not to declare a final dividend for the year ended 31 December 2021.

MAJOR SUPPLIERS AND CUSTOMERS

In the year under review, purchases from the Group's five largest suppliers accounted for approximately 31% of the total purchases for the year and purchases from the largest supplier included therein amounted to 9%. Sales to the Group's five largest customers accounted for less than 12% of the total sales for the year.

None of the Directors or any of their associates or any Shareholders (which, to the best knowledge of the Directors, own more than 5% of the Company's issued share capital) had any beneficial interest in the Group's five largest suppliers.

SUMMARY OF FINANCIAL INFORMATION

The following table summarises the published results, assets, liabilities and non-controlling interests of the Group for the last five financial years, as extracted from the audited financial statements and reclassified as appropriate. This summary does not form part of the audited financial statements.

Results

	Year ended 31 December				
	2021 HK\$'000	2020 HK\$'000	2019 HK\$'000	2018 HK\$'000	2017 HK\$'000
Revenue	<u>838,066</u>	<u>712,886</u>	<u>713,328</u>	<u>617,254</u>	<u>995,958</u>
Profit/(loss) before tax	(61,225)	(12,638)	(27,102)	(162,509)	23,600
Income tax credit/(expense)	<u>1,780</u>	<u>1,903</u>	<u>(815)</u>	<u>22,867</u>	<u>(6,585)</u>
Profit/(loss) for the year	<u>(59,445)</u>	<u>(10,735)</u>	<u>(27,917)</u>	<u>(139,642)</u>	<u>17,015</u>
ATTRIBUTABLE TO:					
Owners of the parent	(59,533)	(10,801)	(28,036)	(139,260)	17,332
Non-controlling interest	<u>88</u>	<u>66</u>	<u>119</u>	<u>(382)</u>	<u>(317)</u>
	<u>(59,445)</u>	<u>(10,735)</u>	<u>(27,917)</u>	<u>(139,642)</u>	<u>17,015</u>

Report of the Directors

SUMMARY OF FINANCIAL INFORMATION (continued)

Assets, Liabilities and Non-Controlling Interest

	2021 HK\$'000	31 December			
		2020 HK\$'000	2019 HK\$'000	2018 HK\$'000	2017 HK\$'000
Total assets	1,203,480	1,145,383	989,774	1,069,178	1,309,202
Total liabilities	(670,366)	(561,630)	(456,081)	(496,767)	(553,426)
Non-controlling interest	(3,538)	(3,358)	(3,078)	(3,023)	(3,566)
	529,576	580,395	530,615	569,388	752,210

PROPERTY, PLANT AND EQUIPMENT

Details of movements in the property, plant and equipment of the Group during the year are set out in note 14 to the financial statements.

SHARE CAPITAL

Details of the Company's share capital during the year are set out in note 30 to the financial statements.

PRE-EMPTIVE RIGHTS

There is no provision for pre-emptive rights under the Articles or the laws of Cayman Islands, being the jurisdiction in which the Company was incorporated, which would oblige the Company to offer new shares on a pro rata basis to existing Shareholders.

PURCHASE, SALE OR REDEMPTION OF THE SHARES

Neither the Company, nor any of its subsidiaries purchased, sold or redeemed any of the Shares during the year.

RESERVES

Details of movements in the reserves of the Company and the Group during the year are set out in note 32 to the financial statements and in the consolidated statement of changes in equity respectively.

DISTRIBUTABLE RESERVES

As at 31 December 2021, the Company's reserves available for distribution, calculated in accordance with the Companies Law of the Cayman Islands, amounted to approximately HK\$124,922,000.

CHARITABLE CONTRIBUTIONS

During the year, the Group made charitable contributions totalling HK\$193,000.

Report of the Directors

DIRECTORS

The Directors during the year and up to the date of this report are as follows:

Executive Directors

Tsui Ho Chuen, Philip
Li Guangzhong
Wong Anders

Non-executive Directors

Lam Ting Ball, Paul
Chong Chi Kwan

Independent Non-executive Directors

Chiu Kam Hing, Kathy
Chua Joo Bin
Xia Jun

In accordance with the Articles, Mr. Li Guangzhong, Mr. Wong Anders and Mr. Chua Joo Bin will retire from office at the forthcoming AGM and, being eligible, will offer themselves for re-election.

BIOGRAPHIES OF DIRECTORS AND SENIOR MANAGEMENT

Directors

Name	Age	Position held	Number of years of service	Business experience
Executive Directors				
Tsui Ho Chuen, Philip	58	Executive Director and Managing Director	37	Qualified solicitor and more than 37 years' experience in the paint and coating industry
Li Guangzhong	52	Executive Director and Sales Director	29	More than 28 years' experience in the paint and coating industry
Wong Anders	49	Executive Director and Finance Director	14	More than 26 years' experience in finance and accounting
Non-executive Directors				
Lam Ting Ball, Paul	80	Non-executive Director and Chairman	49	More than 49 years' experience in management and the paint and coating industry
Chong Chi Kwan	54	Non-executive Director	16	More than 30 years' experience in auditing, finance, accounting and management

Report of the Directors

BIOGRAPHIES OF DIRECTORS AND SENIOR MANAGEMENT (continued)

Directors (continued)

Name	Age	Position held	Number of years of service	Business experience
Independent Non-executive Directors				
Chiu Kam Hing, Kathy	72	Independent Non-executive Director	5	More than 29 years' experience in banking in Canada and Asia Pacific Region
Chua Joo Bin	69	Independent Non-executive Director	5	More than 45 years' experience in finance and accounting
Xia Jun	66	Independent Non-executive Director	5	Qualified PRC lawyer with more than 32 years' experience in PRC legal practice

Senior management

Name	Age	Position held	Number of years of service	Business experience
Lin Shu	68	Senior Assistant to Chairman	24	More than 22 years' experience in the paint and coating industry

Notes:

- (1) Mr. Tsui Ho Chuen, Philip is a director of CNT Enterprises Limited and a non-executive director of CNT Group Limited. Both CNT Enterprises Limited and CNT Group Limited are the substantial shareholders of the Company. CNT Group Limited is a company listed on the Stock Exchange.
- (2) Mr. Lam Ting Ball, Paul is a director of CNT Enterprises Limited and an executive director and the chairman of CNT Group Limited.
- (3) Mr. Chong Chi Kwan is a director of CNT Enterprises Limited and an executive director and the managing director of CNT Group Limited.

Report of the Directors

CHANGE IN DIRECTOR'S INFORMATION

There is no change in the information of the Directors required to be disclosed pursuant to Rule 13.51B(1) of the Listing Rules except the changes in the Directors' remuneration which are set out in note 9 to the financial statements.

DIRECTORS' INTERESTS IN SIGNIFICANT TRANSACTIONS, ARRANGEMENTS AND CONTRACTS

There was no transaction, arrangement or contract of significance in relation to the Company's businesses subsisting during or at the end of this financial year in which the Company, its holding company, any of its subsidiaries or fellow subsidiaries, and in which a Director or an entity connected with a Director is or was materially interested either directly or indirectly.

CONTRACTS WITH CONTROLLING SHAREHOLDERS

Save as disclosed in note 37 to the financial statements, there was no contract of significance entered into between the Company or any of its subsidiaries and any controlling Shareholder or any of its subsidiaries, nor there was any contract of significance for the provision of services to the Company or any of its subsidiaries by a controlling Shareholder or any of its subsidiaries during the year ended 31 December 2021 or subsisted as at 31 December 2021.

DIRECTORS' INTERESTS IN COMPETING BUSINESSES

None of the Directors has any interests in any businesses which compete or are likely to compete, either directly or indirectly, with the businesses of the Group that are required to be disclosed pursuant to Rule 8.10 of the Listing Rules.

DIRECTORS' SERVICE CONTRACTS

No Director has a service contract with the Company which is not determinable by the Company within one year without payment of compensation other than statutory compensation.

The remuneration of the executive Directors are determined by the Remuneration Committee and the remuneration of the non-executive Directors are determined by the Board on the recommendation of the Remuneration Committee, by reference to their duties and responsibilities, performance, experiences, time commitment, market conditions and the corporate goals and objectives as set by the Board.

ARRANGEMENTS TO PURCHASE SHARES OR DEBENTURES

Save as disclosed in the section headed "Share Options" below, at no time during the year was the Company, its holding company, any of its subsidiaries or fellow subsidiaries a party to any arrangements to enable the Directors to acquire benefits by means of the acquisition of shares in, or debentures of, the Company or any other body corporate.

PERMITTED INDEMNITY PROVISION AND DIRECTORS' AND OFFICERS' LIABILITY INSURANCE

Pursuant to the Articles, the Directors, the Company Secretary and other officers of the Company shall be indemnified out of the assets and profits of the Company against all losses or liabilities which they or any of them may sustain or incur in or about the execution of their duties in their respective offices, or in relation thereto.

The Company has arranged appropriate directors' and officers' liability insurance coverage for the Directors, the Company Secretary and other officers of the Company during the year ended 31 December 2021.

Report of the Directors

EQUITY-LINKED AGREEMENTS

There was no equity-linked agreement that has been entered into by the Company in this financial year. Nor was there any equity-linked agreement entered into by the Company in the past which still subsisted in this financial year, save as disclosed in the section headed "Share Options" below.

DIRECTORS' INTERESTS AND SHORT POSITIONS IN SHARES, UNDERLYING SHARES AND DEBENTURES

As at 31 December 2021, none of the Directors or chief executives of the Company had any interest or short position in the Shares, underlying shares and debentures of the Company or any of its associated corporations (within the meaning of Part XV of the SFO) which were required to be notified to the Company and the Stock Exchange pursuant to Part XV of the SFO or pursuant to the Model Code, or which were recorded in the register required to be kept by the Company under Section 352 of the SFO. Nor any of the Directors and the chief executives of the Company had any interest in, or had been granted any right to subscribe for the securities of the Company and its associated corporations (within the meaning of Part XV of the SFO) or had exercised any such right during the year under review.

SHARE OPTIONS

The Company's Share Option Scheme was adopted on 4 June 2020. Its key terms are summarised below:

- (i) The purpose of the Share Option Scheme is to provide the eligible participants an opportunity to have a personal stake in the Company and help motivate them to optimise their future performance and efficiency to the Group and/or to reward them for their past contributions, to attract and retain or otherwise maintain on-going relationships with such eligible participants who are significant to and/or whose contributions are or will be beneficial to the performance, growth or success of the Group, and additionally in the case of the executives of the Company, to enable the Group to attract and retain individuals with experience and ability and/or to reward them for their past contributions.
- (ii) The eligible participants of the Share Option Scheme include any employee or proposed employee (whether full time or part time) of the Company, any of its subsidiaries or any Invested Entity, including any executive director of the Company or any of its subsidiaries or any Invested Entity; any non-executive directors (including independent non-executive directors) of the Company or any of its subsidiaries or any Invested Entity; any supplier of goods or services to any member of the Group or any Invested Entity; any customer of the Group or any Invested Entity; and any person or entity that provides research, development or other technological support to the Group or any Invested Entity.
- (iii) The total number of Shares available for issue under the Share Option Scheme is 100,000,000 which represents 10% of the total number of Shares in issue as at the date of this report.
- (iv) The maximum number of Shares issued and which may fall to be issued upon exercise of the share options granted under the Share Option Scheme and any other share option schemes of the Company (including both exercised and outstanding options) and such Shares which were subsequently cancelled, to each eligible participant in any 12-month period up to the date of offer shall not exceed 1% of the number of Shares in issue as at the date of offer. Any further grant of share options in excess of this 1% limit shall be subject to the issue of a circular by the Company and the approval of the Shareholders at a general meeting.
- (v) A share option may be exercised in accordance with the terms of the Share Option Scheme at any time after the date upon which the share option is deemed to be granted and accepted and prior to the expiry of 10 years from that date. The period during which the option may be exercised will be determined by the Board in its absolute discretion, save that no option may be exercised more than 10 years after it has been granted.

Report of the Directors

SHARE OPTIONS (continued)

- (vi) Save as determined by the Board and provided in the offer of the grant of the relevant share options, there is no minimum period for which a share option must be held before it can be exercised.
- (vii) The amount payable by the grantee(s) to the Company on acceptance of the offer for the grant of a share option is HK\$1.00.
- (viii) The exercise price in relation to each share option offered to an eligible participant shall be determined by the Board in its absolute discretion but in any event shall not be less than the highest of: (a) the closing price of the Shares as stated in the daily quotations sheet of the Stock Exchange on the date of offer; (b) the average closing price of the Shares as stated in the daily quotations sheet of the Stock Exchange for the 5 business days immediately preceding the date of offer; and (c) the nominal value of the Share.
- (ix) The Share Option Scheme remains in force until 3 June 2030.

No share option has so far been granted under the Share Option Scheme.

INTERESTS AND SHORT POSITIONS OF SHAREHOLDERS DISCLOSEABLE UNDER THE SFO

As at 31 December 2021, the register maintained by the Company under Section 336 of the SFO showed that the following persons had interests in the Shares and underlying shares of the Company:

Name	Note	Capacity	Number of Shares	Percentage of issued share capital
CNT Enterprises Limited	1	Beneficial owner	750,000,000	75.00%
CNT Group Limited	1	Interest of controlled corporation	750,000,000	75.00%

Note:

- (1) The reference to the 750,000,000 Shares relate to the same block of 750,000,000 Shares beneficially interested by CNT Enterprises Limited.

CNT Enterprises Limited was a wholly-owned subsidiary of CNT Group Limited. CNT Group Limited was deemed under the SFO to be interested in these 750,000,000 Shares which were owned by CNT Enterprises Limited.

Save as disclosed above, the Company has not been notified by any person who had interests or short positions in the Shares or underlying shares of the Company as at 31 December 2021 which were required to be disclosed to the Company under Part XV of the SFO, or which were recorded in the register required to be kept by the Company under Section 336 of the SFO.

Report of the Directors

SUFFICIENCY OF PUBLIC FLOAT

Based on publicly available information and within the Directors' knowledge, the Company has maintained a sufficient public float as required under the Listing Rules as at the date of this report.

AUDITORS

Ernst & Young retire and a resolution for their re-appointment as auditors of the Company will be proposed at the forthcoming AGM.

On behalf of the Board
CPM Group Limited

Lam Ting Ball, Paul
Chairman
Hong Kong, 30 March 2022

Independent Auditor's Report



To the shareholders of CPM Group Limited

(Incorporated in the Cayman Islands with limited liability)

OPINION

We have audited the consolidated financial statements of CPM Group Limited (the "Company") and its subsidiaries (the "Group") set out on pages 86 to 161, which comprise the consolidated statement of financial position as at 31 December 2021, and the consolidated statement of profit or loss, the consolidated statement of comprehensive income, the consolidated statement of changes in equity and the consolidated statement of cash flows for the year then ended, and notes to the consolidated financial statements, including a summary of significant accounting policies.

In our opinion, the consolidated financial statements give a true and fair view of the consolidated financial position of the Group as at 31 December 2021, and of its consolidated financial performance and its consolidated cash flows for the year then ended in accordance with Hong Kong Financial Reporting Standards ("HKFRSs") issued by the Hong Kong Institute of Certified Public Accountants ("HKICPA") and have been properly prepared in compliance with the disclosure requirements of the Hong Kong Companies Ordinance.

BASIS FOR OPINION

We conducted our audit in accordance with Hong Kong Standards on Auditing ("HKSA") issued by the HKICPA. Our responsibilities under those standards are further described in the *Auditor's responsibilities for the audit of the consolidated financial statements* section of our report. We are independent of the Group in accordance with the HKICPA's *Code of Ethics for Professional Accountants* (the "Code"), and we have fulfilled our other ethical responsibilities in accordance with the Code. We believe that the audit evidence we have obtained is sufficient and appropriate to provide a basis for our opinion.

KEY AUDIT MATTERS

Key audit matters are those matters that, in our professional judgement, were of most significance in our audit of the consolidated financial statements of the current period. These matters were addressed in the context of our audit of the consolidated financial statements as a whole, and in forming our opinion thereon, and we do not provide a separate opinion on these matters. For each matter below, our description of how our audit addressed the matter is provided in that context.

We have fulfilled the responsibilities described in the *Auditor's responsibilities for the audit of the consolidated financial statements* section of our report, including in relation to these matters. Accordingly, our audit included the performance of procedures designed to respond to our assessment of the risks of material misstatement of the consolidated financial statements. The results of our audit procedures, including the procedures performed to address the matters below, provide the basis for our audit opinion on the accompanying consolidated financial statements.

Independent Auditor's Report

KEY AUDIT MATTERS (continued)

Key audit matter	How our audit addressed the key audit matter
Expected credit losses ("ECLs") for trade receivables	
<p>As at 31 December 2021, the Group recorded trade receivables of HK\$486.6 million before loss allowance of HK\$62.2 million.</p> <p>Significant management judgement and estimation were required in assessing the ECLs for the trade receivables, with reference to the grouping of various customer segments, ageing profile of the trade receivable balances, and past repayment history of customers and forecast economic conditions.</p> <p>Disclosures in relation to trade receivables are included in notes 4 and 21 to the consolidated financial statements.</p>	<p>Our audit procedures included understanding and assessing the Group's policy on determining the loss allowance in accordance with the requirements of HKFRS 9, including an evaluation of management judgements on (i) the level of disaggregation of customer groups for collective assessment; and (ii) the use of available credit risk information, including historical and forward-looking information.</p> <p>We have reviewed management's assumptions used to determine the ECLs through testing of the underlying information on the ageing reports generated by the Group's financial reporting system and assessing the repayment history of the debtors as well as the forward-looking factors with reference to the related publicly available information. We also assessed the related disclosures in the consolidated financial statements.</p>

OTHER INFORMATION INCLUDED IN THE ANNUAL REPORT

The directors of the Company are responsible for the other information. The other information comprises the information included in the Annual Report, other than the consolidated financial statements and our auditor's report thereon.

Our opinion on the consolidated financial statements does not cover the other information and we do not express any form of assurance conclusion thereon.

In connection with our audit of the consolidated financial statements, our responsibility is to read the other information and, in doing so, consider whether the other information is materially inconsistent with the consolidated financial statements or our knowledge obtained in the audit or otherwise appears to be materially misstated. If, based on the work we have performed, we conclude that there is a material misstatement of this other information, we are required to report that fact. We have nothing to report in this regard.

Independent Auditor's Report

RESPONSIBILITIES OF THE DIRECTORS FOR THE CONSOLIDATED FINANCIAL STATEMENTS

The directors of the Company are responsible for the preparation of the consolidated financial statements that give a true and fair view in accordance with HKFRSs issued by the HKICPA and the disclosure requirements of the Hong Kong Companies Ordinance, and for such internal control as the directors determine is necessary to enable the preparation of consolidated financial statements that are free from material misstatement, whether due to fraud or error.

In preparing the consolidated financial statements, the directors of the Company are responsible for assessing the Group's ability to continue as a going concern, disclosing, as applicable, matters related to going concern and using the going concern basis of accounting unless the directors of the Company either intend to liquidate the Group or to cease operations or have no realistic alternative but to do so.

The directors of the Company are assisted by the Audit Committee in discharging their responsibilities for overseeing the Group's financial reporting process.

AUDITOR'S RESPONSIBILITIES FOR THE AUDIT OF THE CONSOLIDATED FINANCIAL STATEMENTS

Our objectives are to obtain reasonable assurance about whether the consolidated financial statements as a whole are free from material misstatement, whether due to fraud or error, and to issue an auditor's report that includes our opinion. Our report is made solely to you, as a body, and for no other purpose. We do not assume responsibility towards or accept liability to any other person for the contents of this report.

Reasonable assurance is a high level of assurance, but is not a guarantee that an audit conducted in accordance with HKSAAs will always detect a material misstatement when it exists. Misstatements can arise from fraud or error and are considered material if, individually or in the aggregate, they could reasonably be expected to influence the economic decisions of users taken on the basis of these consolidated financial statements.

As part of an audit in accordance with HKSAAs, we exercise professional judgement and maintain professional scepticism throughout the audit. We also:

- Identify and assess the risks of material misstatement of the consolidated financial statements, whether due to fraud or error, design and perform audit procedures responsive to those risks, and obtain audit evidence that is sufficient and appropriate to provide a basis for our opinion. The risk of not detecting a material misstatement resulting from fraud is higher than for one resulting from error, as fraud may involve collusion, forgery, intentional omissions, misrepresentations, or the override of internal control.
- Obtain an understanding of internal control relevant to the audit in order to design audit procedures that are appropriate in the circumstances, but not for the purpose of expressing an opinion on the effectiveness of the Group's internal control.
- Evaluate the appropriateness of accounting policies used and the reasonableness of accounting estimates and related disclosures made by the directors.
- Conclude on the appropriateness of the directors' use of the going concern basis of accounting and, based on the audit evidence obtained, whether a material uncertainty exists related to events or conditions that may cast significant doubt on the Group's ability to continue as a going concern. If we conclude that a material uncertainty exists, we are required to draw attention in our auditor's report to the related disclosures in the consolidated financial statements or, if such disclosures are inadequate, to modify our opinion. Our conclusions are based on the audit evidence obtained up to the date of our auditor's report. However, future events or conditions may cause the Group to cease to continue as a going concern.

Independent Auditor's Report

AUDITOR'S RESPONSIBILITIES FOR THE AUDIT OF THE CONSOLIDATED FINANCIAL STATEMENTS (continued)

- Evaluate the overall presentation, structure and content of the consolidated financial statements, including the disclosures, and whether the consolidated financial statements represent the underlying transactions and events in a manner that achieves fair presentation.
- Obtain sufficient appropriate audit evidence regarding the financial information of the entities or business activities within the Group to express an opinion on the consolidated financial statements. We are responsible for the direction, supervision and performance of the group audit. We remain solely responsible for our audit opinion.

We communicate with the Audit Committee regarding, among other matters, the planned scope and timing of the audit and significant audit findings, including any significant deficiencies in internal control that we identify during our audit.

We also provide the Audit Committee with a statement that we have complied with relevant ethical requirements regarding independence and to communicate with them all relationships and other matters that may reasonably be thought to bear on our independence, and where applicable, related safeguard.

From the matters communicated with the Audit Committee, we determine those matters that were of most significance in the audit of the consolidated financial statements of the current period and are therefore the key audit matters. We describe these matters in our auditor's report unless law or regulation precludes public disclosure about the matter or when, in extremely rare circumstances, we determine that a matter should not be communicated in our report because the adverse consequences of doing so would reasonably be expected to outweigh the public interest benefits of such communication.

The engagement partner on the audit resulting in this independent auditor's report is Wong Yat Kin.

Ernst & Young

Certified Public Accountants

27/F, One Taikoo Place

979 King's Road,

Quarry Bay

Hong Kong

30 March 2022

Consolidated Statement of Profit or Loss

Year ended 31 December 2021

	Notes	2021 HK\$'000	2020 HK\$'000
REVENUE	6	838,066	712,886
Cost of sales		<u>(671,799)</u>	<u>(496,935)</u>
Gross profit		166,267	215,951
Other income and gains, net	6	12,167	22,318
Selling and distribution expenses		(107,251)	(97,867)
Administrative expenses		(106,029)	(107,249)
Other expenses, net		(22,037)	(39,699)
Finance costs	8	<u>(4,342)</u>	<u>(6,092)</u>
LOSS BEFORE TAX	7	(61,225)	(12,638)
Income tax credit	11	<u>1,780</u>	<u>1,903</u>
LOSS FOR THE YEAR		<u>(59,445)</u>	<u>(10,735)</u>
ATTRIBUTABLE TO:			
Owners of the parent		(59,533)	(10,801)
Non-controlling interest		<u>88</u>	<u>66</u>
		<u>(59,445)</u>	<u>(10,735)</u>
LOSS PER SHARE ATTRIBUTABLE TO ORDINARY EQUITY HOLDERS OF THE PARENT			
Basic and diluted	13	<u>HK(5.95) cents</u>	<u>HK(1.08) cents</u>

Consolidated Statement of Comprehensive Income

Year ended 31 December 2021

	Notes	2021 HK\$'000	2020 HK\$'000
LOSS FOR THE YEAR		(59,445)	(10,735)
OTHER COMPREHENSIVE INCOME			
Other comprehensive income that may be reclassified to profit or loss in subsequent periods:			
Exchange differences on translation of foreign operations		18,674	48,554
Other comprehensive income that will not be reclassified to profit or loss in subsequent periods:			
Remeasurement of net pension scheme assets	19	132	773
Gain on property revaluation	14,16	–	28,624
Income tax effect	28	–	(7,156)
		–	21,468
Net other comprehensive income that will not be reclassified to profit or loss in subsequent periods		132	22,241
OTHER COMPREHENSIVE INCOME FOR THE YEAR		18,806	70,795
TOTAL COMPREHENSIVE INCOME/(LOSS) FOR THE YEAR		(40,639)	60,060
ATTRIBUTABLE TO:			
Owners of the parent		(40,819)	59,780
Non-controlling interest		180	280
		(40,639)	60,060

Consolidated Statement of Financial Position

31 December 2021

	Notes	2021 HK\$'000	2020 HK\$'000
NON-CURRENT ASSETS			
Property, plant and equipment	14	191,118	197,029
Investment properties	15	81,703	79,830
Right-of-use assets	16(a)	80,442	82,554
Equity investment designated at fair value through other comprehensive income	17	300	300
Deposits for purchases of property, plant and equipment	18	4,850	815
Deposits	22	282	–
Net pension scheme assets	19	5,548	5,464
Deferred tax assets	28	16,537	16,213
Total non-current assets		380,780	382,205
CURRENT ASSETS			
Inventories	20	81,077	70,726
Trade and bills receivables	21	440,153	385,374
Prepayments, deposits and other receivables	22	63,068	64,708
Structured deposits	23	–	5,958
Pledged deposits	24	42,308	–
Cash and cash equivalents	24	196,094	236,412
Total current assets		822,700	763,178
CURRENT LIABILITIES			
Trade and bills payables	25	352,404	224,530
Other payables and accruals	26	73,351	89,226
Interest-bearing bank borrowings	27	216,077	215,301
Lease liabilities	16(b)	2,762	2,933
Tax payable		10,242	10,320
Total current liabilities		654,836	542,310
NET CURRENT ASSETS		167,864	220,868
TOTAL ASSETS LESS CURRENT LIABILITIES		548,644	603,073

Consolidated Statement of Financial Position

31 December 2021

	Notes	2021 HK\$'000	2020 HK\$'000
NON-CURRENT LIABILITIES			
Lease liabilities	16(b)	710	1,780
Deferred tax liabilities	28	13,818	16,259
Deferred income	29	1,002	1,281
Total non-current liabilities		<u>15,530</u>	<u>19,320</u>
Net assets		<u>533,114</u>	<u>583,753</u>
EQUITY			
Equity attributable to owners of the parent			
Issued capital	30	100,000	100,000
Reserves	32	429,576	480,395
		<u>529,576</u>	<u>580,395</u>
Non-controlling interest		<u>3,538</u>	<u>3,358</u>
Total equity		<u>533,114</u>	<u>583,753</u>

Tsui Ho Chuen, Philip
Director

Lam Ting Ball, Paul
Director

Consolidated Statement of Changes in Equity

Year ended 31 December 2021

	Attributable to owners of the parent													
	Issued capital	Share premium account	Merger reserve	Capital contribution [†]	Contributed surplus	Fair value reserve (non-recycling)	Leasehold land and building revaluation reserve	General reserve	Exchange fluctuation reserve	Reserve funds**	Retained profits	Total	Non-controlling interest	Total equity
	HK\$'000	HK\$'000	HK\$'000	HK\$'000	HK\$'000	HK\$'000	HK\$'000	HK\$'000	HK\$'000	HK\$'000	HK\$'000	HK\$'000	HK\$'000	HK\$'000
At 1 January 2020	100,000	94,614	(15,017)	2,630	(18,616)	(500)	11,291	10,485	(34,144)	28,866	351,006	530,615	3,078	533,693
Profit/(loss) for the year	-	-	-	-	-	-	-	-	-	-	(10,801)	(10,801)	66	(10,735)
Other comprehensive income for the year:														
Remeasurement of net pension scheme assets	-	-	-	-	-	-	-	-	-	-	773	773	-	773
Gain on property revaluation, net of tax	-	-	-	-	-	-	21,468	-	-	-	-	21,468	-	21,468
Exchange differences on translation of foreign operations	-	-	-	-	-	-	-	-	48,340	-	-	48,340	214	48,554
Total comprehensive income/ (loss) for the year	-	-	-	-	-	-	21,468	-	48,340	-	(10,028)	59,780	280	60,060
Final 2019 dividend declared and paid	-	-	-	-	(10,000)	-	-	-	-	-	-	(10,000)	-	(10,000)
At 31 December 2020	<u>100,000</u>	<u>94,614[†]</u>	<u>(15,017)[†]</u>	<u>2,630[†]</u>	<u>(28,616)[†]</u>	<u>(500)[†]</u>	<u>32,759[†]</u>	<u>10,485[†]</u>	<u>14,196[†]</u>	<u>28,866[†]</u>	<u>340,978[†]</u>	<u>580,395</u>	<u>3,358</u>	<u>583,753</u>

Consolidated Statement of Changes in Equity

Year ended 31 December 2021

	Attributable to owners of the parent													
	Issued capital	Share premium account	Merger reserve	Capital contribution [^]	Contributed surplus	Fair value reserve (non-recycling)	Leasehold land and building revaluation reserve	General reserve	Exchange fluctuation reserve	Reserve funds ^{**}	Retained profits	Total	Non-controlling interest	Total equity
	HK\$'000	HK\$'000	HK\$'000	HK\$'000	HK\$'000	HK\$'000	HK\$'000	HK\$'000	HK\$'000	HK\$'000	HK\$'000	HK\$'000	HK\$'000	HK\$'000
At 1 January 2021	100,000	94,614 [^]	(15,017) [^]	2,630 [^]	(28,616) [^]	(500) [^]	32,759 [^]	10,485 [^]	14,196 [^]	28,866 [^]	340,978 [^]	580,395	3,358	583,753
Profit/(loss) for the year	-	-	-	-	-	-	-	-	-	-	(59,533)	(59,533)	88	(59,445)
Other comprehensive income for the year:														
Remeasurement of net pension scheme assets	-	-	-	-	-	-	-	-	-	-	132	132	-	132
Exchange differences on translation of foreign operations	-	-	-	-	-	-	-	-	18,582	-	-	18,582	92	18,674
Total comprehensive income/ (loss) for the year	-	-	-	-	-	-	-	-	18,582	-	(59,401)	(40,819)	180	(40,639)
Transferred from retained profits	-	-	-	-	-	-	-	-	-	953	(953)	-	-	-
Final 2020 dividend declared and paid	-	-	-	-	-	-	-	-	-	-	(10,000)	(10,000)	-	(10,000)
At 31 December 2021	100,000	94,614 [^]	(15,017) [^]	2,630 [^]	(28,616) [^]	(500) [^]	32,759 [^]	10,485 [^]	32,778 [^]	29,819 [^]	270,624 [^]	529,576	3,538	533,114

^{**} Pursuant to the relevant laws and regulations for foreign investment enterprises, a portion of the profit of certain subsidiaries of the Group in the People's Republic of China (the "PRC") is required to be transferred to the PRC reserve funds which are restricted as to use. These PRC entities are not required to effect any further transfer when the amounts of the PRC reserve funds reach 50% of their registered capital. The PRC reserve funds can be used to make good the future losses of these PRC entities or to increase their registered capital.

[#] These reserve accounts comprise the consolidated reserves of HK\$429,576,000 (2020: HK\$480,395,000) in the consolidated statement of financial position.

[^] The capital contribution reserve represents equity-settled share option expense related to the Group's business granted by the ultimate holding company, CNT Group Limited, on behalf of the Group.

Consolidated Statement of Cash Flows

Year ended 31 December 2021

	Notes	2021 HK\$'000	2020 HK\$'000
CASH FLOWS FROM OPERATING ACTIVITIES			
Loss before tax		(61,225)	(12,638)
Adjustments for:			
Finance costs	8	4,342	6,092
Bank interest income	6	(1,500)	(1,234)
Interest income from structured deposits	6	(112)	–
Depreciation of property, plant and equipment	7	24,921	22,450
Depreciation of right-of-use assets	7	6,745	6,274
Recognition of deferred income	6	(308)	(287)
Gains on disposal of items of property, plant and equipment, net	6	(116)	(474)
Write-off of items of property, plant and equipment	7	295	274
Gains on termination of leases		–	(23)
(Write back)/write-down of inventories to net realisable value, net	7	(244)	595
Fair value loss on investment properties	7	242	1,468
Provision for/(reversal of provision for) impairment of trade and bills receivables	7	4,566	(462)
Impairment of property, plant and equipment	7	–	5,011
Gain on deposit paid for purchases of property, plant and equipment	6	–	(9,350)
Net pension benefit expenses	7	48	3
		(22,346)	17,699
Increase in inventories		(8,127)	(10,738)
Increase in trade and bills receivables		(48,682)	(57,013)
Decrease in prepayments, deposits and other receivables		3,000	1,656
Increase in trade and bills payables		119,866	64,750
(Decrease)/Increase in other payables and accruals		(17,568)	15,951
Exchange realignment		179	2,743
Cash generated from operations		26,322	35,048
Interest paid		(4,146)	(6,028)
Interest element of lease payments		(98)	(102)
Overseas taxes paid		(1,331)	(537)
Net cash flows from operating activities		20,747	28,381

Consolidated Statement of Cash Flows

Year ended 31 December 2021

	Notes	2021 HK\$'000	2020 HK\$'000
CASH FLOWS FROM INVESTING ACTIVITIES			
Purchases of items of property, plant and equipment		(11,577)	(24,306)
Investments in structured deposits		–	(5,958)
Proceeds from redemption of structured deposits		6,023	–
Proceeds from disposal of items of property, plant and equipment		213	556
Interest received		1,612	1,234
Proceeds from termination of an acquisition agreement		–	16,813
Deposits paid for purchases of property, plant and equipment		(6,651)	(1,795)
Increase in pledged time deposits		(41,536)	–
		(51,916)	(13,456)
CASH FLOWS FROM FINANCING ACTIVITIES			
New bank loans		190,504	158,039
Repayment of bank loans		(189,875)	(157,848)
Dividend paid		(10,000)	(10,000)
Principal portion of lease payments		(3,861)	(3,516)
		(13,232)	(13,325)
NET INCREASE/(DECREASE) IN CASH AND CASH EQUIVALENTS			
Cash and cash equivalents at beginning of year		236,412	224,372
Effect of foreign exchange rate changes, net		4,083	10,440
		196,094	236,412
CASH AND CASH EQUIVALENTS AT END OF YEAR			
ANALYSIS OF BALANCES OF CASH AND CASH EQUIVALENTS			
Cash and bank balances	24	183,576	224,443
Non-pledged time deposits with original maturity of less than three months when acquired	24	12,518	11,969
Cash and cash equivalents as stated in the consolidated statement of financial position		196,094	236,412

Notes to Financial Statements

Year ended 31 December 2021

1. CORPORATE AND GROUP INFORMATION

CPM Group Limited (the “Company”) is an exempted company with limited liability incorporated in the Cayman Islands on 19 September 2016. The registered office of the Company is located at Cricket Square, Hutchins Drive, PO Box 2681, Grand Cayman, KY1-1111, Cayman Islands. The principal place of business of the Company is situated at 31st Floor, CNT Tower, 338 Hennessy Road, Wanchai, Hong Kong.

During the year, the Company and its subsidiaries (collectively referred to as the “Group”) were engaged in the manufacture and sale of paint and coating products, and investment holding.

In the opinion of the directors of the Company (the “Directors”), CNT Group Limited (“CNT Group”), a company incorporated in Bermuda and listed on the main board of the Stock Exchange, is the ultimate holding company of the Company.

CNT Group and its subsidiaries, but excluding the Group, are collectively referred to as the “Remaining Group”.

Information about subsidiaries

Particulars of the Company’s principal subsidiaries are as follows:

Name	Place of incorporation/ registration and business	Issued ordinary/ registered share capital	Percentage of equity attributable to the Company		Principal activities
			Direct	Indirect	
China Molybdenum & Vanadium Development Limited	Hong Kong	HK\$1,000	–	100	Investment holding
The China Paint Manufacturing Company (1932) Limited	Hong Kong	Ordinary HK\$200,000 Non-voting deferred HK\$1,761,300	–	100	Manufacture and sale of paint and coating products and investment holding
CNT Resene (Distribution) Limited	Hong Kong	HK\$1	–	100	Sale of paint and coating products
CNT Resene Limited	Hong Kong	HK\$2	–	100	Manufacture and sale of paint and coating products and investment holding
CP Industries (BVI) Limited	British Virgin Islands (“BVI”)	United States dollars (“US\$”) \$1,635,512	100	–	Investment holding
CP New Material Technology Holdings Limited	Hong Kong	HK\$1,000,000	–	100	Investment holding

Notes to Financial Statements

Year ended 31 December 2021

1. CORPORATE AND GROUP INFORMATION (continued)

Information about subsidiaries (continued)

Particulars of the Company's principal subsidiaries are as follows: (continued)

Name	Place of incorporation/ registration and business	Issued ordinary/ registered share capital	Percentage of equity attributable to the Company		Principal activities
			Direct	Indirect	
Majority Faith Corporation	BVI	US\$1	–	100	Investment holding
New Rainbow Ventures Limited	BVI	US\$1	–	100	Investment holding
Top Dreamer Limited	BVI	US\$1	–	100	Investment holding
R, J & Thomas Secretaries Limited	Hong Kong	HK\$30,000	–	100	Investment holding
中華製漆(深圳)有限公司 The China Paint Manufacturing (Shenzhen) Co., Ltd. ^{#^}	PRC/ Mainland China	HK\$70,000,000	–	100	Manufacture and sale of paint and coating products
中華製漆(新豐)有限公司 The China Paint Mfg. Co., (Xinfeng) Ltd. ^{#^}	PRC/ Mainland China	US\$25,000,000	–	100	Manufacture and sale of paint and coating products
長頸鹿製漆(上海)有限公司 Giraffe Paint Mfg. Co., (Shanghai) Ltd. ^{#^}	PRC/ Mainland China	US\$4,000,000	–	100	Sale of paint and coating products and property investment
長頸鹿製漆(徐州)有限公司 Giraffe Paint Mfg. Co., (Xuzhou) Ltd. ^{#^}	PRC/ Mainland China	US\$2,000,000	–	100	Manufacture and sale of paint and coating products and property investment
湖北長頸鹿製漆有限公司 Hubei Giraffe Paint Mfg. Co., Ltd. ^{##^}	PRC/ Mainland China	Renminbi ("RMB") 40,000,000	–	90.5	Manufacture and sale of paint and coating products
中山市永成化工有限公司 Zhongshan Yongcheng Chemical Co., Ltd. ^{#^}	PRC/ Mainland China	RMB90,000,000	–	100	Manufacture and sale of paint and coating products

Wholly-foreign-owned enterprises registered under PRC law

Sino-foreign-owned enterprise registered under PRC law

^ The English names represent management's best effort in translating the Chinese names of these entities as no English names of these entities have been registered.

The above table lists the subsidiaries of the Company which, in the opinion of the Directors, principally affected the results for the year or formed a substantial portion of the net assets of the Group. To give details of other subsidiaries would, in the opinion of the Directors, result in particulars of excessive length.

Notes to Financial Statements

Year ended 31 December 2021

2.1 BASIS OF PREPARATION

These financial statements have been prepared in accordance with Hong Kong Financial Reporting Standards ("HKFRSs") (which include all Hong Kong Financial Reporting Standards, Hong Kong Accounting Standards ("HKASs") and Interpretations) issued by the Hong Kong Institute of Certified Public Accountants ("HKICPA"), accounting principles generally accepted in Hong Kong and the disclosure requirements of the Hong Kong Companies Ordinance. They have been prepared under the historical cost convention, except for investment properties, an equity investment, structured deposits and net pension scheme assets, which have been measured at fair value. These financial statements are presented in Hong Kong dollars ("HK\$") and all values are rounded to the nearest thousand ("HK\$'000") except when otherwise indicated.

Basis of consolidation

The consolidated financial statements include the financial statements of the Group for the year ended 31 December 2021. A subsidiary is an entity (including a structured entity), directly or indirectly, controlled by the Company. Control is achieved when the Group is exposed, or has rights, to variable returns from its involvement with the investee and has the ability to affect those returns through its power over the investee (i.e., existing rights that give the Group the current ability to direct the relevant activities of the investee).

When the Company has, directly or indirectly, less than a majority of the voting or similar rights of an investee, the Group considers all relevant facts and circumstances in assessing whether it has power over an investee, including:

- (a) the contractual arrangement with the other vote holders of the investee;
- (b) rights arising from other contractual arrangements; and
- (c) the Group's voting rights and potential voting rights.

The financial statements of the subsidiaries are prepared for the same reporting period as the Company, using consistent accounting policies. The results of subsidiaries are consolidated from the date on which the Group obtains control, and continue to be consolidated until the date that such control ceases.

Profit or loss and each component of other comprehensive income are attributed to the owners of the parent of the Group and to the non-controlling interest, even if this results in the non-controlling interest having a deficit balance. All intra-group assets and liabilities, equity, income, expenses and cash flows relating to transactions between members of the Group are eliminated in full on consolidation.

The Group reassesses whether or not it controls an investee if facts and circumstances indicate that there are changes to one or more of the three elements of control described above. A change in the ownership interest of a subsidiary, without a loss of control, is accounted for as an equity transaction.

If the Group loses control over a subsidiary, it derecognises (i) the assets (including goodwill) and liabilities of the subsidiary; (ii) the carrying amount of any non-controlling interest; and (iii) the cumulative translation differences recorded in equity, and recognises (i) the fair value of the consideration received; (ii) the fair value of any investment retained; and (iii) any resulting surplus or deficit in profit or loss. The Group's share of components previously recognised in other comprehensive income is reclassified to profit or loss or retained profits, as appropriate, on the same basis as would be required if the Group had directly disposed of the related assets or liabilities.

Notes to Financial Statements

Year ended 31 December 2021

2.2 CHANGES IN ACCOUNTING POLICIES AND DISCLOSURES

The Group has adopted the following revised HKFRSs for the first time for the current year's financial statements.

Amendments to HKFRS 9, HKAS 39 and HKFRS 7 HKFRS 4 and HKFRS 16	<i>Interest Rate Benchmark Reform – Phase 2</i>
Amendment to HKFRS 16	<i>Covid-19-Related Rent Concessions beyond 30 June 2021</i> (early adopted)

The nature and the impact of the revised HKFRSs are described below:

- (a) Amendments to HKFRS 9, HKAS 39, HKFRS 7, HKFRS 4 and HKFRS 16 address issues not dealt with in the previous amendments which affect financial reporting when an existing interest rate benchmark is replaced with an alternative risk-free rate ("RFR"). The amendments provide a practical expedient to allow the effective interest rate to be updated without adjusting the carrying amount of financial assets and liabilities when accounting for changes in the basis for determining the contractual cash flows of financial assets and liabilities, if the change is a direct consequence of the interest rate benchmark reform and the new basis for determining the contractual cash flows is economically equivalent to the previous basis immediately preceding the change. In addition, the amendments permit changes required by the interest rate benchmark reform to be made to hedge designations and hedge documentation without the hedging relationship being discontinued. Any gains or losses that could arise on transition are dealt with through the normal requirements of HKFRS 9 to measure and recognise hedge ineffectiveness. The amendments also provide a temporary relief to entities from having to meet the separately identifiable requirement when an RFR is designated as a risk component. The relief allows an entity, upon designation of the hedge, to assume that the separately identifiable requirement is met, provided the entity reasonably expects the RFR risk component to become separately identifiable within the next 24 months. Furthermore, the amendments require an entity to disclose additional information to enable users of financial statements to understand the effect of interest rate benchmark reform on an entity's financial instruments and risk management strategy.

The Group had certain interest-bearing bank borrowings denominated in Hong Kong dollars based on the Hong Kong Interbank Offered Rate ("HIBOR") as at 31 December 2021. If the interest rates of these borrowings and interest rate swap are replaced by RFRs in a future period, the Group will apply the above-mentioned practical expedient upon the modification of these instruments provided that the "economically equivalent" criterion is met.

- (b) Amendment to HKFRS 16 issued in April 2021 extends the availability of the practical expedient for lessees to elect not to apply lease modification accounting for rent concessions arising as a direct consequence of the Coronavirus Disease 2019 (the "COVID-19") pandemic by 12 months. Accordingly, the practical expedient applies to rent concessions for which any reduction in lease payments affects only payments originally due on or before 30 June 2022, provided the other conditions for applying the practical expedient are met. The amendment is effective retrospectively for annual periods beginning on or after 1 April 2021 with any cumulative effect of initially applying the amendment recognised as an adjustment to the opening balance of retained profits at the beginning of the current accounting period. Earlier application is permitted.

The Group has early adopted the amendment on 1 January 2021. However, the Group has not received the Covid-19-related rent concessions and plans to apply the practical expedient when it becomes applicable within the allowed period of application.

Notes to Financial Statements

Year ended 31 December 2021

2.3 ISSUED BUT NOT YET EFFECTIVE HONG KONG FINANCIAL REPORTING STANDARDS

The Group has not applied the following new and revised HKFRSs, that have been issued but are not yet effective, in these financial statements.

Amendments to HKFRS 3	<i>Reference to the Conceptual Framework</i> ¹
Amendments to HKFRS 10 and HKAS 28 (2011)	<i>Sale or Contribution of Assets between an Investor and its Associate or Joint Venture</i> ³
HKFRS 17	<i>Insurance Contracts</i> ²
Amendments to HKFRS 17	<i>Insurance Contracts</i> ^{2, 5}
Amendment to HKFRS 17	<i>Initial Application of HKFRS 17 and HKFRS 19 – Comparative Information</i> ⁶
Amendments to HKAS 1	<i>Classification of Liabilities as Current or Non-current</i> ^{2, 4}
Amendments to HKAS 1 and HKFRS Practice Statement 2	<i>Disclosure of Accounting Policies</i> ²
Amendments to HKAS 8	<i>Definition of Accounting Estimates</i> ²
Amendments to HKAS 12	<i>Deferred Tax related to Assets and Liabilities arising from a Single Transaction</i> ²
Amendments to HKAS 16	<i>Property, Plant and Equipment: Proceeds before Intended Use</i> ¹
Amendments to HKAS 37	<i>Onerous Contracts - Cost of Fulfilling a Contract</i> ¹
<i>Annual Improvements to HKFRSs 2018-2020</i>	Amendments to HKFRS 1, HKFRS 9, Illustrative Examples accompanying HKFRS 16, and HKAS 41 ¹

¹ Effective for annual periods beginning on or after 1 January 2022

² Effective for annual periods beginning on or after 1 January 2023

³ No mandatory effective date yet determined but available for adoption

⁴ As a consequence of the amendments to HKAS 1, Hong Kong Interpretation 5 *Presentation of Financial Statements - Classification by the Borrower of a Term Loan that Contains a Repayment on Demand Clause* was revised in October 2020 to align the corresponding wording with no change in conclusion

⁵ As a consequence of the amendments to HKFRS 17 issued in October 2020, HKFRS 4 was amended to extend the temporary exemption that permits insurers to apply HKAS 39 rather than HKFRS 9 for annual periods beginning before 1 January 2023

⁶ The HKICPA amends HKFRS17 in February 2022 to permit a classification overlay for financial assets presented in comparative periods on initial application of HKFRS17

Further information about those HKFRSs that are expected to be applicable to the Group is described below.

Amendments to HKFRS 3 are intended to replace a reference to the previous *Framework for the Preparation and Presentation of Financial Statements* with a reference to the *Conceptual Framework for Financial Reporting* issued in June 2018 without significantly changing its requirements. The amendments also add to HKFRS 3 an exception to its recognition principle for an entity to refer to the Conceptual Framework to determine what constitutes an asset or a liability. The exception specifies that, for liabilities and contingent liabilities that would be within the scope of HKAS 37 or HK(IFRIC)-Int 21 if they were incurred separately rather than assumed in a business combination, an entity applying HKFRS 3 should refer to HKAS 37 or HK(IFRIC)-Int 21 respectively instead of the Conceptual Framework. Furthermore, the amendments clarify that contingent assets do not qualify for recognition at the acquisition date. The Group expects to adopt the amendments prospectively from 1 January 2022. Since the amendments apply prospectively to business combinations for which the acquisition date is on or after the date of first application, the Group will not be affected by these amendments on the date of transition.

Notes to Financial Statements

Year ended 31 December 2021

2.3 ISSUED BUT NOT YET EFFECTIVE HONG KONG FINANCIAL REPORTING STANDARDS (continued)

Amendments to HKFRS 10 and HKAS 28 (2011) address an inconsistency between the requirements in HKFRS 10 and in HKAS 28 (2011) in dealing with the sale or contribution of assets between an investor and its associate or joint venture. The amendments require a full recognition of a gain or loss resulting from a downstream transaction when the sale or contribution of assets between an investor and its associate or joint venture constitutes a business. For a transaction involving assets that do not constitute a business, a gain or loss resulting from the transaction is recognised in the investor's profit or loss only to the extent of the unrelated investor's interest in that associate or joint venture. The amendments are to be applied prospectively. The previous mandatory effective date of amendments to HKFRS 10 and HKAS 28 (2011) was removed by the HKICPA in January 2016 and a new mandatory effective date will be determined after the completion of a broader review of accounting for associates and joint ventures. However, the amendments are available for adoption now.

Amendments to HKAS 1 *Classification of Liabilities as Current or Non-current* clarify the requirements for classifying liabilities as current or non-current. The amendments specify that if an entity's right to defer settlement of a liability is subject to the entity complying with specified conditions, the entity has a right to defer settlement of the liability at the end of the reporting period if it complies with those conditions at that date. Classification of a liability is unaffected by the likelihood that the entity will exercise its right to defer settlement of the liability. The amendments also clarify the situations that are considered a settlement of a liability. The amendments are effective for annual periods beginning on or after 1 January 2023 and shall be applied retrospectively. Earlier application is permitted. The amendments are not expected to have any significant impact on the Group's financial statements.

Amendments to HKAS 1 *Disclosure of Accounting Policies* require entities to disclose their material accounting policy information rather than their significant accounting policies. Accounting policy information is material if, when considered together with other information included in an entity's financial statements, it can reasonably be expected to influence decisions that the primary users of general purpose financial statements make on the basis of those financial statements. Amendments to HKFRS Practice Statement 2 provide non-mandatory guidance on how to apply the concept of materiality to accounting policy disclosures. Amendments to HKAS 1 are effective for annual periods beginning on or after 1 January 2023 and earlier application is permitted. Since the guidance provided in the amendments to HKFRS Practice Statement 2 is non-mandatory, an effective date for these amendments is not necessary. The Group is currently assessing the impact of the amendments on the Group's accounting policy disclosures.

Amendments to HKAS 8 clarify the distinction between changes in accounting estimates and changes in accounting policies. Accounting estimates are defined as monetary amounts in financial statements that are subject to measurement uncertainty. The amendments also clarify how entities use measurement techniques and inputs to develop accounting estimates. The amendments are effective for annual reporting periods beginning on or after 1 January 2023 and apply to changes in accounting policies and changes in accounting estimates that occur on or after the start of that period. Earlier application is permitted. The amendments are not expected to have any significant impact on the Group's financial statements.

Notes to Financial Statements

Year ended 31 December 2021

2.3 ISSUED BUT NOT YET EFFECTIVE HONG KONG FINANCIAL REPORTING STANDARDS (continued)

Amendments to HKAS 12 narrow the scope of the initial recognition exception so that it no longer applies to transactions that give rise to equal taxable and deductible temporary differences, such as leases and decommissioning obligations. Therefore, entities are required to recognise a deferred tax asset and a deferred tax liability for temporary differences arising from these transactions. The amendments are effective for annual reporting periods beginning on or after 1 January 2023 and shall be applied to transactions related to leases and decommissioning obligations at the beginning of the earliest comparative period presented, with any cumulative effect recognised as an adjustment to the opening balance of retained profits or other component of equity as appropriate at that date. In addition, the amendments shall be applied prospectively to transactions other than leases and decommissioning obligations. Earlier application is permitted. The amendments are not expected to have any significant impact on the Group's financial statements.

Amendments to HKAS 16 prohibit an entity from deducting from the cost of an item of property, plant and equipment any proceeds from selling items produced while bringing that asset to the location and condition necessary for it to be capable of operating in the manner intended by management. Instead, an entity recognises the proceeds from selling any such items, and the cost of those items, in profit or loss. The amendments are effective for annual periods beginning on or after 1 January 2022 and shall be applied retrospectively only to items of property, plant and equipment made available for use on or after the beginning of the earliest period presented in the financial statements in which the entity first applies the amendments. Earlier application is permitted. The amendments are not expected to have any significant impact on the Group's financial statements.

Amendments to HKAS 37 clarify that for the purpose of assessing whether a contract is onerous under HKAS 37, the cost of fulfilling the contract comprises the costs that relate directly to the contract. Costs that relate directly to a contract include both the incremental costs of fulfilling that contract (e.g. direct labour and materials) and an allocation of other costs that relate directly to fulfilling that contract (e.g. an allocation of the depreciation charge for an item of property, plant and equipment used in fulfilling the contract as well as contract management and supervision costs). General and administrative costs do not relate directly to a contract and are excluded unless they are explicitly chargeable to the counterparty under the contract. The amendments are effective for annual periods beginning on or after 1 January 2022 and shall be applied to contracts for which an entity has not yet fulfilled all its obligations at the beginning of the annual reporting period in which it first applies the amendments. Earlier application is permitted. Any cumulative effect of initially applying the amendments shall be recognised as an adjustment to the opening equity at the date of initial application without restating the comparative information. The amendments are not expected to have any significant impact on the Group's financial statements.

Annual Improvements to HKFRSs 2018-2020 sets out amendments to HKFRS 1, HKFRS 9, Illustrative Examples accompanying HKFRS 16, and HKAS 41. Details of the amendments that are expected to be applicable to the Group are as follows:

- **HKFRS 9 *Financial Instruments***: clarifies the fees that an entity includes when assessing whether the terms of a new or modified financial liability are substantially different from the terms of the original financial liability. These fees include only those paid or received between the borrower and the lender, including fees paid or received by either the borrower or lender on the other's behalf. An entity applies the amendment to financial liabilities that are modified or exchanged on or after the beginning of the annual reporting period in which the entity first applies the amendment. The amendment is effective for annual periods beginning on or after 1 January 2022. Earlier application is permitted. The amendment is not expected to have a significant impact on the Group's financial statements.
- **HKFRS 16 *Leases***: removes the illustration of payments from the lessor relating to leasehold improvements in Illustrative Example 13 accompanying HKFRS 16. This removes potential confusion regarding the treatment of lease incentives when applying HKFRS 16.

Notes to Financial Statements

Year ended 31 December 2021

3. SUMMARY OF SIGNIFICANT ACCOUNTING POLICIES

Fair value measurement

The Group measures its investment properties, equity investment, structured deposits and net pension scheme assets at fair value at the end of each reporting period. Fair value is the price that would be received to sell an asset or paid to transfer a liability in an orderly transaction between market participants at the measurement date. The fair value measurement is based on the presumption that the transaction to sell the asset or transfer the liability takes place either in the principal market for the asset or liability, or in the absence of a principal market, in the most advantageous market for the asset or liability. The principal or the most advantageous market must be accessible by the Group. The fair value of an asset or a liability is measured using the assumptions that market participants would use when pricing the asset or liability, assuming that market participants act in their economic best interest.

A fair value measurement of a non-financial asset takes into account a market participant's ability to generate economic benefits by using the asset in its highest and best use or by selling it to another market participant that would use the asset in its highest and best use.

The Group uses valuation techniques that are appropriate in the circumstances and for which sufficient data are available to measure fair value, maximising the use of relevant observable inputs and minimising the use of unobservable inputs.

All assets and liabilities for which fair value is measured or disclosed in the financial statements are categorised within the fair value hierarchy, described as follows, based on the lowest level input that is significant to the fair value measurement as a whole:

- Level 1 – based on quoted prices (unadjusted) in active markets for identical assets or liabilities
- Level 2 – based on valuation techniques for which the lowest level input that is significant to the fair value measurement is observable, either directly or indirectly
- Level 3 – based on valuation techniques for which the lowest level input that is significant to the fair value measurement is unobservable

For assets and liabilities that are recognised in the financial statements on a recurring basis, the Group determines whether transfers have occurred between levels in the hierarchy by reassessing categorisation (based on the lowest level input that is significant to the fair value measurement as a whole) at the end of each reporting period.

Impairment of non-financial assets

Where an indication of impairment exists, or when annual impairment testing for an asset is required (other than inventories, net pension scheme assets, financial assets, investment properties and deferred tax assets), the asset's recoverable amount is estimated. An asset's recoverable amount is the higher of the asset's or cash-generating unit's value in use and its fair value less costs of disposal, and is determined for an individual asset, unless the asset does not generate cash inflows that are largely independent of those from other assets or groups of assets, in which case the recoverable amount is determined for the cash-generating unit to which the asset belongs. In testing a cash-generating unit for impairment, a portion of the carrying amount of a corporate asset (e.g. a headquarters building) is allocated to an individual cash-generating unit if it can be allocated on a reasonable and consistent basis or, otherwise, to the smallest group of cash-generating units.

Notes to Financial Statements

Year ended 31 December 2021

3. SUMMARY OF SIGNIFICANT ACCOUNTING POLICIES (continued)

Impairment of non-financial assets (continued)

An impairment loss is recognised only if the carrying amount of an asset exceeds its recoverable amount. In assessing value in use, the estimated future cash flows are discounted to their present value using a pre-tax discount rate that reflects current market assessments of the time value of money and the risks specific to the asset. An impairment loss is charged to the statement of profit or loss in the period in which it arises in those expense categories consistent with the function of the impaired asset.

An assessment is made at the end of each reporting period as to whether there is an indication that previously recognised impairment losses may no longer exist or may have decreased. If such an indication exists, the recoverable amount is estimated. A previously recognised impairment loss of an asset is reversed only if there has been a change in the estimates used to determine the recoverable amount of that asset, but not to an amount higher than the carrying amount that would have been determined (net of any depreciation/amortisation) had no impairment loss been recognised for the asset in prior years. A reversal of such an impairment loss is credited to the statement of profit or loss in the period in which it arises, unless the asset is carried at a revalued amount, in which case the reversal of the impairment loss is accounted for in accordance with the relevant accounting policy for that revalued asset.

Related parties

A party is considered to be related to the Group if:

- (a) the party is a person or a close member of that person's family and that person
 - (i) has control or joint control over the Group;
 - (ii) has significant influence over the Group; or
 - (iii) is a member of the key management personnel of the Group or of a parent of the Group;

or

- (b) the party is an entity where any of the following conditions applies:
 - (i) the entity and the Group are members of the same group;
 - (ii) one entity is an associate or joint venture of the other entity (or of a parent, subsidiary or fellow subsidiary of the other entity);
 - (iii) the entity and the Group are joint ventures of the same third party;
 - (iv) one entity is a joint venture of a third entity and the other entity is an associate of the third entity;
 - (v) the entity is a post-employment benefit plan for the benefit of employees of either the Group or an entity related to the Group;
 - (vi) the entity is controlled or jointly controlled by a person identified in (a);
 - (vii) a person identified in (a)(i) has significant influence over the entity or is a member of the key management personnel of the entity (or of a parent of the entity); and
 - (viii) the entity, or any member of a group of which it is a part, provides key management personnel services to the Group or to the parent of the Group.

Notes to Financial Statements

Year ended 31 December 2021

3. SUMMARY OF SIGNIFICANT ACCOUNTING POLICIES (continued)

Property, plant and equipment and depreciation

Property, plant and equipment, other than construction in progress, are stated at cost or valuation less accumulated depreciation and any impairment losses. The cost of an item of property, plant and equipment comprises its purchase price and any directly attributable costs of bringing the asset to its working condition and location for its intended use.

Expenditure incurred after items of property, plant and equipment have been put into operation, such as repairs and maintenance, is normally charged to the statement of profit or loss in the period in which it is incurred. In situations where the recognition criteria are satisfied, the expenditure for a major inspection is capitalised in the carrying amount of the asset as a replacement. Where significant parts of property, plant and equipment are required to be replaced at intervals, the Group recognises such parts as individual assets with specific useful lives and depreciates them accordingly.

Depreciation is calculated on the straight-line basis to write off the cost of each item of property, plant and equipment to its residual value over its estimated useful life. The principal annual rates used for this purpose are as follows:

Ownership interests in properties held for own use	2% - 4% or over the lease terms, whichever rate is higher
Leasehold improvements	10% - 33% or over the lease terms, whichever rate is higher
Plant and machinery	9% - 25%
Furniture, fixtures and equipment	10% - 33%
Motor vehicles	18% - 25%

Where parts of an item of property, plant and equipment have different useful lives, the cost or valuation of that item is allocated on a reasonable basis among the parts and each part is depreciated separately. Residual values, useful lives and the depreciation method are reviewed, and adjusted if appropriate, at least at each financial year end.

An item of property, plant and equipment including any significant part initially recognised is derecognised upon disposal or when no future economic benefits are expected from its use or disposal. Any gain or loss on disposal or retirement recognised in the statement of profit or loss in the year the asset is derecognised is the difference between the net sales proceeds and the carrying amount of the relevant asset.

Construction in progress mainly represents buildings, leasehold improvements and plant and machinery under construction, which is stated at cost less any impairment losses, and is not depreciated. Cost comprises the direct costs of construction and capitalised borrowing costs on related borrowed funds during the period of construction. Construction in progress is reclassified to the appropriate category of property, plant and equipment when completed and ready for use.

Notes to Financial Statements

Year ended 31 December 2021

3. SUMMARY OF SIGNIFICANT ACCOUNTING POLICIES (continued)

Investment properties

Investment properties are interests in land and buildings (including the leasehold property held as a right-of-use asset which would otherwise meet the definition of an investment property) held to earn rental income and/or for capital appreciation, rather than for use in the production or supply of goods or services or for administrative purposes; or for sale in the ordinary course of business. Such properties are measured initially at cost, including transaction costs. Subsequent to initial recognition, investment properties are stated at fair value, which reflects market conditions at the end of the reporting period.

Gains or losses arising from changes in the fair values of investment properties are included in the statement of profit or loss in the year in which they arise.

Any gains or losses on the retirement or disposal of an investment property are recognised in the statement of profit or loss in the year of the retirement or disposal.

If a property occupied by the Group as an owner-occupied property becomes an investment property, the Group accounts for such property in accordance with the policy stated under "Property, plant and equipment and depreciation" for owned property up to the date of change in use, and any difference at that date between the carrying amount and the fair value of the property is accounted for as a revaluation in accordance with the policy stated under "Property, plant and equipment and depreciation" above.

Leases

The Group assesses at contract inception whether a contract is, or contains, a lease. A contract is, or contains, a lease if the contract conveys the right to control the use of an identified asset for a period of time in exchange for consideration.

Group as a lessee

The Group applies a single recognition and measurement approach for all leases, except for short-term leases and leases of low-value assets. The Group recognises lease liabilities to make lease payments and right-of-use assets representing the right to use the underlying assets.

(a) Right-of-use assets

Right-of-use assets are recognised at the commencement date of the lease (that is the date the underlying asset is available for use). Right-of-use assets are measured at cost, less any accumulated depreciation and any impairment losses, and adjusted for any remeasurement of lease liabilities. The cost of right-of-use assets includes the amount of lease liabilities recognised, initial direct costs incurred, and lease payments made at or before the commencement date less any lease incentives received. Right-of-use assets are depreciated on a straight-line basis over the shorter of the lease terms and the estimated useful lives of the assets as follows:

Leasehold land	50 years
Properties	1 to 3 years
Motor vehicles	5 years
Other equipment	2 to 5 years

If ownership of the leased asset transfers to the Group by the end of the lease term or the cost reflects the exercise of a purchase option, depreciation is calculated using the estimated useful life of the asset.

Notes to Financial Statements

Year ended 31 December 2021

3. SUMMARY OF SIGNIFICANT ACCOUNTING POLICIES (continued)

Leases (continued)

Group as a lessee (continued)

(b) Lease liabilities

Lease liabilities are recognised at the commencement date of the lease at the present value of lease payments to be made over the lease term. The lease payments include fixed payments (including in-substance fixed payments) less any lease incentives receivable, variable lease payments that depend on an index or a rate, and amounts expected to be paid under residual value guarantees. The lease payments also include the exercise price of a purchase option reasonably certain to be exercised by the Group and payments of penalties for termination of a lease, if the lease term reflects the Group exercising the option to terminate the lease. The variable lease payments that do not depend on an index or a rate are recognised as an expense in the period in which the event or condition that triggers the payment occurs.

In calculating the present value of lease payments, the Group uses its incremental borrowing rate at the lease commencement date because the interest rate implicit in the lease is not readily determinable. After the commencement date, the amount of lease liabilities is increased to reflect the accretion of interest and reduced for the lease payments made. In addition, the carrying amount of lease liabilities is remeasured if there is a modification, a change in the lease term, a change in lease payments (e.g. a change to future lease payments resulting from a change in an index or rate) or a change in assessment of an option to purchase the underlying asset.

(c) Short-term leases and leases of low-value assets

The Group applies the short-term lease recognition exemption to its short-term leases of properties (that is those leases that have a lease term of 12 months or less from the commencement date and do not contain a purchase option). It also applies the recognition exemption for leases of low-value assets to leases of office equipment and laptop computers that are considered to be of low value.

Lease payments on short-term leases and leases of low-value assets are recognised as an expense on a straight-line basis over the lease term.

Group as a lessor

When the Group acts as a lessor, it classifies at lease inception (or when there is a lease modification) each of its leases as either an operating lease or a finance lease.

Leases in which the Group does not transfer substantially all the risks and rewards incidental to ownership of an asset are classified as operating leases. When a contract contains lease and non-lease components, the Group allocates the consideration in the contract to each component on a relative stand-alone selling price basis. Rental income is accounted for on a straight-line basis over the lease terms and is included in revenue in the statement of profit or loss due to its operating nature. Initial direct costs incurred in negotiating and arranging an operating lease are added to the carrying amount of the leased asset and recognised over the lease term on the same basis as rental income. Contingent rents are recognised as revenue in the period in which they are earned.

Leases that transfer substantially all the risks and rewards incidental to ownership of an underlying asset to the lessee are accounted for as finance leases.

Notes to Financial Statements

Year ended 31 December 2021

3. SUMMARY OF SIGNIFICANT ACCOUNTING POLICIES (continued)

Research and development costs

All research costs are charged to the statement of profit or loss as incurred.

Expenditure incurred on projects to develop new products is capitalised and deferred only when the Group can demonstrate the technical feasibility of completing the intangible asset so that it will be available for use or sale, its intention to complete and its ability to use or sell the asset, how the asset will generate future economic benefits, the availability of resources to complete the project and the ability to measure reliably the expenditure during the development. Product improvement and development expenditure which does not meet these criteria is expensed when incurred.

Investments and other financial assets

Initial recognition and measurement

Financial assets are classified, at initial recognition, as subsequently measured at amortised cost, fair value through other comprehensive income, and fair value through profit or loss.

The classification of financial assets at initial recognition depends on the financial asset's contractual cash flow characteristics and the Group's business model for managing them. With the exception of trade and bills receivables that do not contain a significant financing component or for which the Group has applied the practical expedient of not adjusting the effect of a significant financing component, the Group initially measures a financial asset at its fair value, plus in the case of a financial asset not at fair value through profit or loss, transaction costs. Trade and bills receivables that do not contain a significant financing component or for which the Group has applied the practical expedient are measured at the transaction price determined under HKFRS 15 in accordance with the policies set out for "Revenue recognition" below.

In order for a financial asset to be classified and measured at amortised cost or fair value through other comprehensive income, it needs to give rise to cash flows that are solely payments of principal and interest ("SPPI") on the principal amount outstanding. Financial assets with cash flows that are not SPPI are classified and measured at fair value through profit or loss, irrespective of the business model.

The Group's business model for managing financial assets refers to how it manages its financial assets in order to generate cash flows. The business model determines whether cash flows will result from collecting contractual cash flows, selling the financial assets, or both. Financial assets classified and measured at amortised cost are held within a business model with the objective to hold financial assets in order to collect contractual cash flows, while financial assets classified and measured at fair value through other comprehensive income are held within a business model with the objective of both holding to collect contractual cash flows and selling. Financial assets which are not held within the aforementioned business models are classified and measured at fair value through profit or loss.

All regular way purchases and sales of financial assets are recognised on the trade date, that is, the date that the Group commits to purchase or sell the asset. Regular way purchases or sales are purchases or sales of financial assets that require delivery of assets within the period generally established by regulation or convention in the marketplace.

Notes to Financial Statements

Year ended 31 December 2021

3. SUMMARY OF SIGNIFICANT ACCOUNTING POLICIES (continued)

Investments and other financial assets (continued)

Subsequent measurement

The subsequent measurement of financial assets depends on their classification as follows:

Financial assets at amortised cost (debt instruments)

Financial assets at amortised cost are subsequently measured using the effective interest method and are subject to impairment. Gains and losses are recognised in the statement of profit or loss when the asset is derecognised, modified or impaired.

Financial assets at fair value through other comprehensive income (debt instruments)

For debt investments at fair value through other comprehensive income, interest income, foreign exchange revaluation and impairment losses or reversals are recognised in the statement of profit or loss and computed in the same manner as for financial assets measured at amortised cost. The remaining fair value changes are recognised in other comprehensive income. Upon derecognition, the cumulative fair value change recognised in other comprehensive income is recycled to the statement of profit or loss.

Financial assets designated at fair value through other comprehensive income (equity investments)

Upon initial recognition, the Group can elect to classify irrevocably its equity investments as equity investments designated at fair value through other comprehensive income when they meet the definition of equity under HKAS 32 Financial Instruments: Presentation and are not held for trading. The classification is determined on an instrument-by-instrument basis.

Gains and losses on these financial assets are never recycled to the statement of profit or loss. Dividends are recognised as other income in the statement of profit or loss when the right of payment has been established, it is probable that the economic benefits associated with the dividend will flow to the Group and the amount of the dividend can be measured reliably, except when the Group benefits from such proceeds as a recovery of part of the cost of the financial asset, in which case, such gains are recorded in other comprehensive income. Equity investments designated at fair value through other comprehensive income are not subject to impairment assessment.

Financial assets at fair value through profit or loss

Financial assets at fair value through profit or loss are carried in the statement of financial position at fair value with net changes in fair value recognised in the statement of profit or loss.

Notes to Financial Statements

Year ended 31 December 2021

3. SUMMARY OF SIGNIFICANT ACCOUNTING POLICIES (continued)

Investments and other financial assets (continued)

Subsequent measurement (continued)

Financial assets at fair value through profit or loss (continued)

This category includes derivative instruments and equity investments which the Group had not irrevocably elected to classify at fair value through other comprehensive income. Dividends on equity investments classified as financial assets at fair value through profit or loss are also recognised as other income in the statement of profit or loss when the right of payment has been established, it is probable that the economic benefits associated with the dividend will flow to the Group and the amount of the dividend can be measured reliably.

A derivative embedded in a hybrid contract, with a financial liability or non-financial host, is separated from the host and accounted for as a separate derivative if the economic characteristics and risks are not closely related to the host; a separate instrument with the same terms as the embedded derivative would meet the definition of a derivative; and the hybrid contract is not measured at fair value through profit or loss. Embedded derivatives are measured at fair value with changes in fair value recognised in the statement of profit or loss. Reassessment only occurs if there is either a change in the terms of the contract that significantly modifies the cash flows that would otherwise be required or a reclassification of a financial asset out of the fair value through profit or loss category.

A derivative embedded within a hybrid contract containing a financial asset host is not accounted for separately. The financial asset host together with the embedded derivative is required to be classified in its entirety as a financial asset at fair value through profit or loss.

Derecognition of financial assets

A financial asset (or, where applicable, a part of a financial asset or part of a group of similar financial assets) is primarily derecognised (i.e., removed from the Group's consolidated statement of financial position) when:

- the rights to receive cash flows from the asset have expired; or
- the Group has transferred its rights to receive cash flows from the asset or has assumed an obligation to pay the received cash flows in full without material delay to a third party under a "pass-through" arrangement; and either (a) the Group has transferred substantially all the risks and rewards of the asset, or (b) the Group has neither transferred nor retained substantially all the risks and rewards of the asset, but has transferred control of the asset.

When the Group has transferred its rights to receive cash flows from an asset or has entered into a pass-through arrangement, it evaluates, if and to what extent, it has retained the risk and rewards of ownership of the asset. When it has neither transferred nor retained substantially all the risks and rewards of the asset nor transferred control of the asset, the Group continues to recognise the transferred asset to the extent of the Group's continuing involvement. In that case, the Group also recognises an associated liability. The transferred asset and the associated liability are measured on a basis that reflects the rights and obligations that the Group has retained.

Continuing involvement that takes the form of a guarantee over the transferred asset is measured at the lower of the original carrying amount of the asset and the maximum amount of consideration that the Group could be required to repay.

Notes to Financial Statements

Year ended 31 December 2021

3. SUMMARY OF SIGNIFICANT ACCOUNTING POLICIES (continued)

Impairment of financial assets

The Group recognises an allowance for expected credit losses ("ECLs") for all debt instruments not held at fair value through profit or loss. ECLs are based on the difference between the contractual cash flows due in accordance with the contract and all the cash flows that the Group expects to receive, discounted at an approximation of the original effective interest rate. The expected cash flows will include cash flows from the sale of collateral held or other credit enhancements that are integral to the contractual terms.

General approach

ECLs are recognised in two stages. For credit exposures for which there has not been a significant increase in credit risk since initial recognition, ECLs are provided for credit losses that result from default events that are possible within the next 12 months (a 12-month ECL). For those credit exposures for which there has been a significant increase in credit risk since initial recognition, a loss allowance is required for credit losses expected over the remaining life of the exposure, irrespective of the timing of the default (a lifetime ECL).

At each reporting date, the Group assesses whether the credit risk on a financial instrument has increased significantly since initial recognition. When making the assessment, the Group compares the risk of a default occurring on the financial instrument as at the reporting date with the risk of a default occurring on the financial instrument as at the date of initial recognition and considers reasonable and supportable information that is available without undue cost or effort, including historical and forward-looking information.

The Group considers a financial asset in default when contractual payments are 90 days past due. However, in certain cases, the Group may also consider a financial asset to be in default when internal or external information indicates that the Group is unlikely to receive the outstanding contractual amounts in full before taking into account any credit enhancements held by the Group. A financial asset is written off when there is no reasonable expectation of recovering the contractual cash flows.

Debt investments at fair value through other comprehensive income and financial assets at amortised cost are subject to impairment under the general approach and they are classified within the following stages for measurement of ECLs except for trade receivables and contract assets which apply the simplified approach as detailed below.

- Stage 1 – Financial instruments for which credit risk has not increased significantly since initial recognition and for which the loss allowance is measured at an amount equal to 12-month ECLs
- Stage 2 – Financial instruments for which credit risk has increased significantly since initial recognition but that are not credit-impaired financial assets and for which the loss allowance is measured at an amount equal to lifetime ECLs
- Stage 3 – Financial assets that are credit-impaired at the reporting date (but that are not purchased or originated credit-impaired) and for which the loss allowance is measured at an amount equal to lifetime ECLs

Notes to Financial Statements

Year ended 31 December 2021

3. SUMMARY OF SIGNIFICANT ACCOUNTING POLICIES (continued)

Impairment of financial assets (continued)

Simplified approach

For trade receivables and contract assets that do not contain a significant financing component or when the Group applies the practical expedient of not adjusting the effect of a significant financing component, the Group applies the simplified approach in calculating ECLs. Under the simplified approach, the Group does not track changes in credit risk, but instead recognises a loss allowance based on lifetime ECLs at each reporting date. The Group has established a provision matrix that is based on its historical credit loss experience, adjusted for forward-looking factors specific to the debtors and the economic environment.

Financial liabilities

Initial recognition and measurement

Financial liabilities of the Group are classified, at initial recognition, as financial liabilities at fair value through profit or loss, loans and borrowings, and payables as appropriate.

All financial liabilities are recognised initially at fair value and, in the case of loans and borrowings and payables, net of directly attributable transaction costs.

The Group's financial liabilities include trade and bills payables, other payables and accruals, lease liabilities and interest-bearing bank borrowings.

Subsequent measurement

The subsequent measurement of financial liabilities depends on their classification as follows:

Financial liabilities at fair value through profit or loss

Financial liabilities at fair value through profit or loss include financial liabilities held for trading and financial liabilities designated upon initial recognition as at fair value through profit or loss.

Financial liabilities are classified as held for trading if they are incurred for the purpose of repurchasing in the near term. This category also includes derivative financial instruments entered into by the Group that are not designated as hedging instruments in hedge relationships as defined by HKFRS 9. Separated embedded derivatives are also classified as held for trading unless they are designated as effective hedging instruments. Gains or losses on liabilities held for trading are recognised in the statement of profit or loss. The net fair value gain or loss recognised in the statement of profit or loss does not include any interest charged on these financial liabilities.

Financial liabilities designated upon initial recognition as at fair value through profit or loss are designated at the initial date of recognition, and only if the criteria in HKFRS 9 are satisfied. Gains or losses on liabilities designated at fair value through profit or loss are recognised in the statement of profit or loss, except for the gains or losses arising from the Group's own credit risk which are presented in other comprehensive income with no subsequent reclassification to the statement of profit or loss. The net fair value gain or loss recognised in the statement of profit or loss does not include any interest charged on these financial liabilities.

Notes to Financial Statements

Year ended 31 December 2021

3. SUMMARY OF SIGNIFICANT ACCOUNTING POLICIES (continued)

Financial liabilities (continued)

Subsequent measurement (continued)

Financial liabilities at amortised cost (loans and borrowings)

After initial recognition, interest-bearing loans and borrowings are subsequently measured at amortised cost, using the effective interest rate method unless the effect of discounting would be immaterial, in which case they are stated at cost. Gains and losses are recognised in the statement of profit or loss when the liabilities are derecognised as well as through the effective interest rate amortisation process.

Amortised cost is calculated by taking into account any discount or premium on acquisition and fees or costs that are an integral part of the effective interest rate. The effective interest rate amortisation is included in finance costs in the statement of profit or loss.

Financial guarantee contracts

Financial guarantee contracts issued by the Group are those contracts that require a payment to be made to reimburse the holder for a loss it incurs because the specified debtor fails to make a payment when due in accordance with the terms of a debt instrument. A financial guarantee contract is recognised initially as a liability at its fair value, adjusted for transaction costs that are directly attributable to the issuance of the guarantee. Subsequent to initial recognition, the Group measures the financial guarantee contracts at the higher of: (i) the ECL allowance determined in accordance with the policy as set out in "Impairment of financial assets"; and (ii) the amount initially recognised less, when appropriate, the cumulative amount of income recognised.

Derecognition of financial liabilities

A financial liability is derecognised when the obligation under the liability is discharged or cancelled, or expires.

When an existing financial liability is replaced by another from the same lender on substantially different terms, or the terms of an existing liability are substantially modified, such an exchange or modification is treated as a derecognition of the original liability and a recognition of a new liability, and the difference between the respective carrying amounts is recognised in the statement of profit or loss.

Offsetting of financial instruments

Financial assets and financial liabilities are offset and the net amount is reported in the statement of financial position if there is a currently enforceable legal right to offset the recognised amounts and there is an intention to settle on a net basis, or to realise the assets and settle the liabilities simultaneously.

Inventories

Inventories are stated at the lower of cost and net realisable value. Cost is determined on the weighted average basis and, in the case of work in progress and finished goods, comprises direct materials, direct labour and an appropriate proportion of manufacturing overheads. Net realisable value is based on estimated selling prices less any estimated costs to be incurred to completion and disposal.

Notes to Financial Statements

Year ended 31 December 2021

3. SUMMARY OF SIGNIFICANT ACCOUNTING POLICIES (continued)

Cash and cash equivalents

For the purpose of the consolidated statement of cash flows, cash and cash equivalents comprise cash on hand and demand deposits, and short term highly liquid investments that are readily convertible into known amounts of cash, are subject to an insignificant risk of changes in value, and have a short maturity of generally within three months when acquired, less bank overdrafts which are repayable on demand and form an integral part of the Group's cash management.

For the purpose of the consolidated statement of financial position, cash and cash equivalents comprise cash on hand and at banks, including term deposits, which are not restricted as to use.

Provisions

A provision is recognised when a present obligation (legal or constructive) has arisen as a result of a past event and it is probable that a future outflow of resources will be required to settle the obligation, provided that a reliable estimate can be made of the amount of the obligation.

When the effect of discounting is material, the amount recognised for a provision is the present value at the end of the reporting period of the future expenditures expected to be required to settle the obligation. The increase in the discounted present value amount arising from the passage of time is included in finance costs in the statement of profit or loss.

Income tax

Income tax comprises current and deferred tax. Income tax relating to items recognised outside profit or loss is recognised outside profit or loss, either in other comprehensive income or directly in equity.

Current tax assets and liabilities are measured at the amount expected to be recovered from or paid to the taxation authorities, based on tax rates (and tax laws) that have been enacted or substantively enacted by the end of the reporting period, taking into consideration interpretations and practices prevailing in the countries in which the Group operates.

Deferred tax is provided, using the liability method, on all temporary differences at the end of the reporting period between the tax bases of assets and liabilities and their carrying amounts for financial reporting purposes.

Deferred tax liabilities are recognised for all taxable temporary differences, except:

- when the deferred tax liability arises from the initial recognition of goodwill or an asset or liability in a transaction that is not a business combination and, at the time of the transaction, affects neither the accounting profit nor taxable profit or loss; and
- in respect of taxable temporary differences associated with investments in subsidiaries and associates, when the timing of the reversal of the temporary differences can be controlled and it is probable that the temporary differences will not reverse in the foreseeable future.

Notes to Financial Statements

Year ended 31 December 2021

3. SUMMARY OF SIGNIFICANT ACCOUNTING POLICIES (continued)

Income tax (continued)

Deferred tax assets are recognised for all deductible temporary differences, the carryforward of unused tax credits and any unused tax losses. Deferred tax assets are recognised to the extent that it is probable that taxable profit will be available against which the deductible temporary differences, and the carryforward of unused tax credits and unused tax losses can be utilised, except:

- when the deferred tax asset relating to the deductible temporary differences arises from the initial recognition of an asset or liability in a transaction that is not a business combination and, at the time of the transaction, affects neither the accounting profit nor taxable profit or loss; and
- in respect of deductible temporary differences associated with investments in subsidiaries and associates, deferred tax assets are only recognised to the extent that it is probable that the temporary differences will reverse in the foreseeable future and taxable profit will be available against which the temporary differences can be utilised.

The carrying amount of deferred tax assets is reviewed at the end of each reporting period and reduced to the extent that it is no longer probable that sufficient taxable profit will be available to allow all or part of the deferred tax asset to be utilised. Unrecognised deferred tax assets are reassessed at the end of each reporting period and are recognised to the extent that it has become probable that sufficient taxable profit will be available to allow all or part of the deferred tax asset to be recovered.

Deferred tax assets and liabilities are measured at the tax rates that are expected to apply to the period when the asset is realised or the liability is settled, based on tax rates (and tax laws) that have been enacted or substantively enacted by the end of the reporting period.

Deferred tax assets and deferred tax liabilities are offset if and only if the Group has a legally enforceable right to set off current tax assets and current tax liabilities and the deferred tax assets and deferred tax liabilities relate to income taxes levied by the same taxation authority on either the same taxable entity or different taxable entities which intend either to settle current tax liabilities and assets on a net basis, or to realise the assets and settle the liabilities simultaneously, in each future period in which significant amounts of deferred tax liabilities or assets are expected to be settled or recovered.

Government grants

Government grants are recognised at their fair value where there is reasonable assurance that the grant will be received and all attaching conditions will be complied with. When the grant relates to an expense item, it is recognised as income on a systematic basis over the periods that the costs, for which it is intended to compensate, are expensed. When the grant relates to an asset, the fair value is credited to a deferred income account and is released to the statement of profit or loss over the expected useful life of the relevant asset by equal annual instalments.

Notes to Financial Statements

Year ended 31 December 2021

3. SUMMARY OF SIGNIFICANT ACCOUNTING POLICIES (continued)

Revenue recognition

Revenue from contracts with customers

Revenue from contracts with customers is recognised when control of goods or services is transferred to the customers at an amount that reflects the consideration to which the Group expects to be entitled in exchange for those goods or services.

When the consideration in a contract includes a variable amount, the amount of consideration is estimated to which the Group will be entitled in exchange for transferring the goods or services to the customer. The variable consideration is estimated at contract inception and constrained until it is highly probable that a significant revenue reversal in the amount of cumulative revenue recognised will not occur when the associated uncertainty with the variable consideration is subsequently resolved.

When the contract contains a financing component which provides the customer a significant benefit of financing the transfer of goods or services to the customer for more than one year, revenue is measured at the present value of the amount receivable, discounted using the discount rate that would be reflected in a separate financing transaction between the Group and the customer at contract inception. When the contract contains a financing component which provides the Group with a significant financial benefit for more than one year, revenue recognised under the contract includes the interest expense accreted on the contract liability under the effective interest method. For a contract where the period between the payment by the customer and the transfer of the promised goods or services is one year or less, the transaction price is not adjusted for the effects of a significant financing component, using the practical expedient in HKFRS 15.

Sale of paint and coating products

Revenue from the sale of paint and coating products is recognised at the point in time when control of the asset is transferred to the customer, generally on delivery of the paint and coating products.

Revenue from other sources

Rental income is recognised on a time proportion basis over the lease terms.

Other income

Interest income is recognised on an accrual basis using the effective interest method by applying the rate that exactly discounts the estimated future cash receipts over the expected life of the financial instrument or a shorter period, when appropriate, to the net carrying amount of the financial asset.

Contract liabilities

A contract liability is recognised when a payment is received or a payment is due (whichever is earlier) from a customer before the Group transfers the related goods or services. Contract liabilities are recognised as revenue when the Group performs under the contract (i.e., transfers control of the related goods or services to the customer).

Notes to Financial Statements

Year ended 31 December 2021

3. SUMMARY OF SIGNIFICANT ACCOUNTING POLICIES (continued)

Employee benefits

Pension schemes and other retirement benefits

The Group operates a funded final salary defined benefit pension scheme registered under the Occupational Retirement Schemes Ordinance for those employees who are eligible to participate in the Scheme. The cost of providing benefits under the defined benefit pension scheme is determined using the projected unit credit actuarial valuation method.

Remeasurements arising from defined benefit pension schemes, comprising actuarial gains and losses, the effect of the asset ceiling (excluding amounts included in net interest on the net pension scheme assets) and the return on scheme assets (excluding amounts included in net interest on the net pension scheme assets), are recognised immediately in the consolidated statement of financial position with a corresponding debit or credit to retained profits through other comprehensive income in the period in which they occur. Remeasurements are not reclassified to profit or loss in subsequent periods.

Past service costs are recognised in profit or loss at the earlier of:

- the date of the scheme amendment or curtailment; and
- the date that the Group recognises restructuring-related costs

Net interest is calculated by applying the discount rate to the net defined benefit liability or asset. The Group recognises the following changes in the net defined benefit obligation under "administrative expenses" in the consolidated statement of profit or loss:

- service costs comprising current service costs, past service costs, gains and losses on curtailments and non-routine settlements
- net interest expense or income

The Group also operates defined contribution schemes under the Hong Kong Mandatory Provident Fund Schemes Ordinance for those employees who are eligible to participate in the schemes. Contributions are made based on a percentage of the employees' basic salaries and are charged to the statement of profit or loss as they become payable in accordance with the rules of the schemes. The assets of the schemes are held separately from those of the Group in independently administered funds. When an employee leaves the employment prior to his/her interest in the Group's employer contributions vesting fully, the relevant amount of forfeited benefits may be refunded to the Group or used to reduce the ongoing contributions payable by the Group. In respect of the Mandatory Provident Fund retirement benefit schemes, the Group's employer contributions vest fully with the employees when contributed into the schemes.

The employees of the Group's subsidiaries which operate in Mainland China are required to participate in a central pension scheme operated by the local municipal government. These subsidiaries are required to contribute a certain specific percentage of their payroll costs to the central pension scheme. The contributions are charged to the statement of profit or loss as they become payable in accordance with the rules of the central pension scheme.

Notes to Financial Statements

Year ended 31 December 2021

3. SUMMARY OF SIGNIFICANT ACCOUNTING POLICIES (continued)

Borrowing costs

Borrowing costs directly attributable to the acquisition, construction or production of qualifying assets, i.e., assets that necessarily take a substantial period of time to get ready for their intended use or sale, are capitalised as part of the cost of those assets. The capitalisation of such borrowing costs ceases when the assets are substantially ready for their intended use or sale. All other borrowing costs are expensed in the period in which they are incurred. Borrowing costs consist of interest and other costs that an entity incurs in connection with the borrowing of funds.

Dividends

Final dividend is recognised as a liability when the dividend is approved by the shareholders in a general meeting. Proposed final dividend is disclosed in the notes to the financial statements.

Interim dividends are simultaneously proposed and declared, because the Company's memorandum and articles of association grant the directors the authority to declare interim dividends. Consequently, interim dividends are recognised immediately as a liability when they are proposed and declared.

Foreign currencies

These financial statements are presented in Hong Kong dollars, which is the Company's functional currency. Each entity in the Group determines its own functional currency and items included in the financial statements of each entity are measured using that functional currency. Foreign currency transactions recorded by the entities in the Group are initially recorded using their respective functional currency rates prevailing at the dates of the transactions. Monetary assets and liabilities denominated in foreign currencies are translated at the functional currency rates of exchange ruling at the end of the reporting period. Differences arising on settlement or translation of monetary items are recognised in the statement of profit or loss.

Non-monetary items that are measured in terms of historical cost in a foreign currency are translated using the exchange rates at the dates of the initial transactions. Non-monetary items measured at fair value in a foreign currency are translated using the exchange rates at the date when the fair value was measured. The gain or loss arising on translation of a non-monetary item measured at fair value is treated in line with the recognition of the gain or loss on change in fair value of the item (i.e., translation difference on the item whose fair value gain or loss is recognised in other comprehensive income or profit or loss is also recognised in other comprehensive income or profit or loss, respectively).

In determining the exchange rate on initial recognition of the related asset, expense or income on the derecognition of a non-monetary asset or non-monetary liability relating to an advance consideration, the date of initial transaction is the date on which the Group initially recognises the non-monetary asset or non-monetary liability arising from the advance consideration. If there are multiple payments or receipts in advance, the Group determines the transaction date for each payment or receipt of the advance consideration.

The functional currencies of certain overseas subsidiaries and associates are currencies other than the Hong Kong dollar. As at the end of the reporting period, the assets and liabilities of these entities are translated into Hong Kong dollars at the exchange rates prevailing at the end of the reporting period and their statements of profit or loss are translated into Hong Kong dollars at the exchange rates that approximate to those prevailing at the dates of the transactions.

Notes to Financial Statements

Year ended 31 December 2021

3. SUMMARY OF SIGNIFICANT ACCOUNTING POLICIES (continued)

Foreign currencies (continued)

The resulting exchange differences are recognised in other comprehensive income and accumulated in the exchange fluctuation reserve. On disposal of a foreign operation, the component of other comprehensive income relating to that particular foreign operation is recognised in the statement of profit or loss.

For the purpose of the consolidated statement of cash flows, the cash flows of overseas subsidiaries are translated into Hong Kong dollars at the exchange rates ruling at the dates of the cash flows. Frequently recurring cash flows of overseas subsidiaries which arise throughout the year are translated into Hong Kong dollars at the weighted average exchange rates for the year.

4. SIGNIFICANT ACCOUNTING JUDGEMENTS AND ESTIMATES

The preparation of the Group's financial statements requires management to make judgements, estimates and assumptions that affect the reported amounts of revenues, expenses, assets and liabilities, and their accompanying disclosures, and the disclosure of contingent liabilities. Uncertainty about these assumptions and estimates could result in outcomes that could require a material adjustment to the carrying amounts of the assets or liabilities affected in the future.

Judgements

In the process of applying the Group's accounting policies, management has made the following judgements, apart from those involving estimations, which have the most significant effect on the amounts recognised in the financial statements:

Operating lease commitments – Group as lessor

The Group has entered into commercial property leases on its investment property portfolio. The Group has determined, based on an evaluation of the terms and conditions of the arrangements, such as the lease term not constituting a major part of the economic life of the commercial property and the present value of the minimum lease payments not amounting to substantially all the fair value of the commercial property, that it retains substantially all the significant risks and rewards incidental to ownership of these properties which are leased out and accounts for the contracts as operating leases.

Classification between investment properties and owner-occupied properties

The Group determines whether a property qualifies as an investment property, and has developed criteria in making that judgement. Investment property is a property held to earn rentals or for capital appreciation or both. Therefore, the Group considers whether a property generates cash flows largely independently of the other assets held by the Group. Some properties comprise a portion that is held to earn rentals or for capital appreciation and another portion that is held for use in the production or supply of goods or services or for administrative purposes. If these portions could be sold separately or leased out separately under a finance lease, the Group accounts for the portions separately. If the portions could not be sold separately, the property is an investment property only if an insignificant portion is held for use in the production or supply of goods or services or for administrative purposes. Judgement is made on an individual property basis to determine whether ancillary services are so significant that a property does not qualify as an investment property.

Notes to Financial Statements

Year ended 31 December 2021

4. SIGNIFICANT ACCOUNTING JUDGEMENTS AND ESTIMATES (continued)

Estimation uncertainty

The key assumptions concerning the future and other key sources of estimation uncertainty at the end of the reporting period, that have a significant risk of causing a material adjustment to the carrying amounts of assets and liabilities within the next financial year, are described below.

Write-down of inventories to net realisable value

The Group's management reviews the condition of inventories of the Group and makes provision for obsolete and slow-moving inventory items. The Group carries out an inventory review on a product-by-product basis at the end of each reporting period and makes provision for obsolete items. Net realisable value of inventories is the estimated selling price in the ordinary course of business, less estimated costs of completion and selling expenses. These estimates are based on the current market condition and the historical experience of manufacturing and selling products of a similar nature. The Group's management reassesses the estimation at the end of each reporting period.

Provision for income tax

Provision for income tax is made based on the taxable income for the period as determined by the Group. The determination of taxable income involves the exercise of judgement on interpretation of the relevant tax rules and regulations. The amounts of income tax and hence profit or loss could be affected by any interpretations and clarifications which the tax authority may issue from time to time.

Provision for expected credit losses on trade receivables

The Group uses a provision matrix to calculate ECLs for trade receivables. The provision rates are based on days past due for groupings of various customer segments that have similar loss patterns (i.e., by geography).

The provision matrix is initially based on the Group's historical observed default rates. The Group will calibrate the matrix to adjust the historical credit loss experience with forward-looking information. For instance, if forecast economic conditions (i.e., gross domestic product) are expected to deteriorate over the next year which can lead to an increased number of defaults, the historical default rates are adjusted. At each reporting date, the historical observed default rates are updated and changes in the forward-looking estimates are analysed.

The assessment of the correlation among historical observed default rates, forecast economic conditions and ECLs is a significant estimate. The amount of ECLs is sensitive to changes in circumstances and forecast economic conditions. The Group's historical credit loss experience and forecast of economic conditions may also not be representative of a customer's actual default in the future. The information about the ECLs on the Group's trade receivables is disclosed in note 21 to the financial statements.

Leases – Estimating the incremental borrowing rate

The Group cannot readily determine the interest rate implicit in a lease, and therefore, it uses an incremental borrowing rate ("IBR") to measure lease liabilities. The IBR is the rate of interest that the Group would have to pay to borrow over a similar term, and with a similar security, the funds necessary to obtain an asset of a similar value to the right-of-use asset in a similar economic environment. The IBR therefore reflects what the Group "would have to pay", which requires estimation when no observable rates are available (such as for subsidiaries that do not enter into financing transactions) or when it needs to be adjusted to reflect the terms and conditions of the lease (for example, when leases are not in the subsidiary's functional currency). The Group estimates the IBR using observable inputs (such as market interest rates) when available and is required to make certain entity-specific estimates (such as the subsidiary's stand-alone credit rating).

Notes to Financial Statements

Year ended 31 December 2021

4. SIGNIFICANT ACCOUNTING JUDGEMENTS AND ESTIMATES (continued)

Estimation uncertainty (continued)

Estimation of fair value of investment properties

In the absence of current prices in an active market for similar properties, the Group considers information from a variety of sources, including:

- (a) current prices in an active market for properties of a different nature, condition or location, adjusted to reflect those differences;
- (b) recent prices of similar properties on less active markets, with adjustments to reflect any changes in economic conditions since the dates of the transactions that occurred at those prices; and
- (c) discounted cash flow projections based on reliable estimates of future cash flows, supported by the terms of any existing lease and other contracts and (when possible) by external evidence such as current market rents for similar properties in the same location and condition, and using discount rates that reflect current market assessments of the uncertainty in the amount and timing of the cash flows.

The carrying amount of investment properties at 31 December 2021 was HK\$81,703,000 (2020: HK\$79,830,000). Further details, including the key assumptions used for fair value measurement and a sensitivity analysis, are given in note 15 to the financial statements.

Impairment of non-financial assets

The Group assesses whether there are any indicators of impairment for all non-financial assets at the end of each reporting period. Non-financial assets are tested for impairment when there are indicators that the carrying amounts may not be recoverable. An impairment exists when the carrying value of an asset or a cash-generating unit exceeds its recoverable amount, which is the higher of its fair value less costs of disposal and its value in use. The calculation of the fair value less costs of disposal is based on available data from binding sales transactions in an arm's length transaction of similar assets or observable market prices less incremental costs for disposing of the asset. When value in use calculations are undertaken, management must estimate the expected future cash flows from the asset or cash-generating unit and choose a suitable discount rate in order to calculate the present value of those cash flows.

Notes to Financial Statements

Year ended 31 December 2021

5. OPERATING SEGMENT INFORMATION

For management purposes, the Group has only one reportable operating segment which is the paint and coating products segment engaged in the manufacture and sale of paint and coating products. Since this is the only reportable operating segment of the Group, no further operating segment analysis thereof is presented.

Geographical information

(a) Revenue from external customers

	2021 HK\$'000	2020 HK\$'000
Hong Kong	67,075	68,078
Mainland China	770,991	644,808
	<u>838,066</u>	<u>712,886</u>

The revenue information above is based on the locations of the customers.

(b) Non-current assets

	2021 HK\$'000	2020 HK\$'000
Hong Kong	2,769	2,563
Mainland China	355,344	357,665
	<u>358,113</u>	<u>360,228</u>

The non-current asset information above is based on the locations of the assets and excludes deferred tax assets, financial instruments and post-employment benefit assets.

Information about a major customer

During the years ended 31 December 2021 and 2020, no revenue from any single customer accounted for 10% or more of the total revenue of the Group.

Notes to Financial Statements

Year ended 31 December 2021

6. REVENUE, OTHER INCOME AND GAINS, NET

An analysis of Group's revenue, other income and gains, net is as follows:

	2021 HK\$'000	2020 HK\$'000
<i>Revenue from contracts with customers</i>	838,066	712,886

(i) Disaggregated revenue information

	2021 HK\$'000	2020 HK\$'000
Type of paint and coating products sold		
Industrial paint and coating products	301,204	275,470
Architectural paint and coating products	404,887	316,282
General paint and coating and ancillary products	131,975	121,134
	838,066	712,886
Timing of revenue recognition		
Goods transferred at a point in time	838,066	712,886

The following table shows the amount of revenue recognised in the current reporting period that were included in the contract liabilities at the beginning of the reporting period:

	2021 HK\$'000	2020 HK\$'000
Revenue recognised that was included in contract liabilities at the beginning of the reporting period:		
Sale of paint and coating products	2,516	2,489

(ii) Performance obligations

Information about the Group's performance obligations is summarised below:

Sale of paint and coating products

The performance obligation is satisfied upon delivery of the paint and coating products and payment is generally due within 30 to 90 days from delivery, except for new customers, where payment in advance is normally required.

As a practical expedient, the amounts of transaction prices allocated to the remaining performance obligations (unsatisfied or partially unsatisfied) are not disclosed in the notes to the financial statements because all the remaining performance obligations in relation to the sale of paint and coating products are a part of contracts that have an original expected duration of one year or less.

Notes to Financial Statements

Year ended 31 December 2021

6. REVENUE, OTHER INCOME AND GAINS, NET (continued)

	Note	2021 HK\$'000	2020 HK\$'000
Other income and gains, net			
Bank interest income		1,500	1,234
Interest income from structured deposits		112	–
Government grants*		3,955	2,847
Government subsidies^		–	2,872
Gain on deposits paid for purchases of property, plant and equipment#		–	9,350
Gain on disposal of items of property, plant and equipment, net		116	474
Recognition of deferred income	29	308	287
Rental income from investment properties		4,453	2,016
Other rental income		507	1,967
Others		1,216	1,271
		<u>12,167</u>	<u>22,318</u>
Total other income and gains, net			

* Government grants have been received from certain government authorities of the PRC in recognition of the Group's efforts in environmental awareness and protection and technological development. There are no unfulfilled conditions or contingencies relating to these grants.

^ Government subsidies were granted from the Employment Support Scheme under the Anti-epidemic Fund of the Hong Kong government. As a condition of receiving the subsidies from the Employment Support Scheme, the Group undertook not to make redundancies until 30 November 2020.

During the year ended 31 December 2020, a termination agreement was signed between the government of Xinfeng, Guangdong, the PRC and an indirect wholly-owned subsidiary of the Company, to terminate the previous signed acquisition agreement (i.e., a parcel of land located in Xinfeng). The Xinfeng government paid a compensation of approximately RMB15,000,000 (equivalent to approximately HK\$16,813,000) for several initial payments made by the indirect wholly-owned subsidiary of the Company. The aggregate carrying amount of such several initial payments was approximately RMB6,658,000 (equivalent to approximately HK\$7,463,000) (note 18).

Notes to Financial Statements

Year ended 31 December 2021

7. LOSS BEFORE TAX

The Group's loss before tax is arrived at after charging/(crediting):

	Notes	2021 HK\$'000	2020 HK\$'000
Cost of inventories sold		671,799	496,935
Depreciation of property, plant and equipment	14	24,921	22,450
Depreciation of right-of-use assets	16(a)	6,745	6,274
Lease payments not included in the measurement of lease liabilities	16(c)	5,221	4,719
Direct operating expenses (including repairs and maintenance) arising on a rental-earning investment property		1,306	713
Auditor's remuneration:			
Audit related services		2,866	2,863
Other services		345	325
		3,211	3,188
Employee benefit expense (including Directors' remuneration (note 9)):			
Wages, salaries, bonuses, allowances and welfare		129,178	138,591
Pension scheme contributions (defined contribution schemes)#		15,687	4,606
Net pension benefit expenses recognised (defined contribution schemes)#	19	48	3
		144,913	143,200
Foreign exchange differences, net*		283	1,050
Staff termination cost*		2,702	18,926
Provision for impairment of property, plant and equipment*		–	5,011
Write-down/(reversal of provision) of inventories to net realisable value, net®		(244)	595
Provision for/(reversal of provision for) impairment of trade and bills receivables*	21	4,566	(462)
Gain on disposal of items of property, plant and equipment, net*		(116)	(474)
Gain on deposits paid for purchases of property, plant and equipment*		–	(9,350)
Fair value loss on investment properties*		242	1,468
Product improvement and development		13,484	13,910
Write-off of items of property, plant and equipment*	14	295	274

* These balances are included in "Other income and gains, net" for gains and "Other expenses, net" for losses in the consolidated statement of profit or loss.

® The balance is included in "Cost of sales" in the consolidated statement of profit or loss.

At 31 December 2021 and 2020, the Group had no material forfeited contributions available to reduce its contributions to the retirement benefit schemes in future years.

During the year ended 31 December 2020, the Group's social insurance contributions in the PRC of HK\$6,382,000 have been temporarily reduced and exempted by the PRC government as a relief measure amid the COVID-19 and such a temporary reduction and exemption is presented net of the respective cost category.

Notes to Financial Statements

Year ended 31 December 2021

8. FINANCE COSTS

An analysis of finance costs is as follows:

	2021 HK\$'000	2020 HK\$'000
Interest on bank loans	4,244	5,990
Interest expense on lease liabilities	98	102
	<u>4,342</u>	<u>6,092</u>

9. DIRECTORS' REMUNERATION

Directors' remuneration for the year, disclosed pursuant to the Listing Rules, section 383(1)(a), (b), (c) and (f) of the Hong Kong Companies Ordinance and Part 2 of the Companies (Disclosure of Information about Benefits of Directors) Regulation, is as follows:

	2021 HK\$'000	2020 HK\$'000
Fees	1,600	1,600
Other emoluments:		
Salaries, allowances and benefits in kind	9,835	9,627
Discretionary bonuses	985	977
Pension scheme contributions	494	437
	<u>11,314</u>	<u>11,041</u>
	<u>12,914</u>	<u>12,641</u>

(a) Independent non-executive Directors

The fees paid/payable to independent non-executive Directors during the year were as follows:

	2021 HK\$'000	2020 HK\$'000
Chiu Kam Hing, Kathy	200	200
Chua Joo Bin	200	200
Xia Jun	200	200
	<u>600</u>	<u>600</u>

There were no other emoluments payable to the independent non-executive Directors during the year (2020: Nil).

Notes to Financial Statements

Year ended 31 December 2021

9. DIRECTORS' REMUNERATION (continued)

(b) Executive Directors and non-executive Directors

2021	Fees HK\$'000	Salaries, allowances and benefits in kind HK\$'000	Discretionary bonuses HK\$'000	Pension scheme contributions HK\$'000	Total remuneration HK\$'000
Executive Directors:					
Tsui Ho Chuen, Philip	200	5,644	730	350	6,924
Wong Anders	200	1,522	174	18	1,914
Li Guangzhong	200	2,669	81	126	3,076
	<u>600</u>	<u>9,835</u>	<u>985</u>	<u>494</u>	<u>11,914</u>
Non-executive Directors:					
Lam Ting Ball, Paul	200	-	-	-	200
Chong Chi Kwan	200	-	-	-	200
	<u>400</u>	<u>-</u>	<u>-</u>	<u>-</u>	<u>400</u>
	<u>1,000</u>	<u>9,835</u>	<u>985</u>	<u>494</u>	<u>12,314</u>
2020	Fees HK\$'000	Salaries, allowances and benefits in kind HK\$'000	Discretionary bonuses HK\$'000	Pension scheme contributions HK\$'000	Total remuneration HK\$'000
Executive Directors:					
Tsui Ho Chuen, Philip	200	5,644	730	350	6,924
Wong Anders	200	1,387	168	18	1,773
Li Guangzhong	200	2,596	79	69	2,944
	<u>600</u>	<u>9,627</u>	<u>977</u>	<u>437</u>	<u>11,641</u>
Non-executive Directors:					
Lam Ting Ball, Paul	200	-	-	-	200
Chong Chi Kwan	200	-	-	-	200
	<u>400</u>	<u>-</u>	<u>-</u>	<u>-</u>	<u>400</u>
	<u>1,000</u>	<u>9,627</u>	<u>977</u>	<u>437</u>	<u>12,041</u>

There was no arrangement under which a Director waived or agreed to waive any remuneration during the year (2020: Nil).

Notes to Financial Statements

Year ended 31 December 2021

10. FIVE HIGHEST PAID INDIVIDUALS

The five highest paid employees during the year, included two Directors (2020: two), details of whose remuneration are set out in note 9 above. Details of the remuneration of the remaining three (2020: three) highest paid employees who are non-Directors for the year are as follows:

	2021 HK\$'000	2020 HK\$'000
Salaries, allowances and benefits in kind	7,674	7,326
Discretionary bonuses	1,608	1,608
Pension scheme contributions	36	36
	<u>9,318</u>	<u>8,970</u>

The number of the highest paid employees who are non-Directors whose remuneration fell within the following bands is as follows:

	Number of employees	
	2021	2020
HK\$2,000,001 to HK\$2,500,000	1	1
HK\$2,500,001 to HK\$3,000,000	–	–
HK\$3,000,001 to HK\$3,500,000	1	1
HK\$3,500,001 to HK\$4,000,000	1	1
	<u>3</u>	<u>3</u>

During the years ended 31 December 2021 and 2020, no emoluments were paid by the Group to the Directors or any of the highest paid employees who are non-Directors as an inducement to join or upon joining the Group or as compensation for loss of office nor has any Director waived or agreed to waive any emoluments.

11. INCOME TAX

No provision for Hong Kong profits tax has been made as the Group did not generate any assessable profits arising in Hong Kong during the current and prior years. Taxes on profits assessable elsewhere have been calculated at the rates of tax prevailing in the jurisdictions in which the Group operates.

All subsidiaries of the Group established in Mainland China were subject to the PRC corporate income tax at a standard rate of 25% (2020: 25%) during the year, except for a subsidiary of the Group which qualified as a PRC High and New Technology Enterprise in Mainland China and a lower PRC corporate income tax rate of 15% (2020: 15%) had been applied during the year.

	2021 HK\$'000	2020 HK\$'000
Current – Elsewhere		
Charge for the year	995	793
Overprovision in prior years	–	(1,097)
Deferred	28	(1,599)
	<u>(1,780)</u>	<u>(1,903)</u>
Total tax credit for the year	<u>(1,780)</u>	<u>(1,903)</u>

Notes to Financial Statements

Year ended 31 December 2021

11. INCOME TAX (continued)

A reconciliation of the tax credit applicable to loss before tax for the year at the statutory rate for the jurisdiction in which the Company and the majority of its subsidiaries are domiciled to the tax credit at the effective tax rate is as follows:

	2021 HK\$'000	2020 HK\$'000
Loss before tax	<u>(61,225)</u>	<u>(12,638)</u>
Tax at the statutory tax rate	(10,102)	(2,085)
Different tax rates for subsidiaries in the PRC, net	(1,022)	(1,785)
Effect of withholding tax on the distributable profits of the Group's subsidiaries	–	319
Adjustments in respect of current tax of previous periods	–	(1,097)
Income not subject to tax	(219)	(485)
Expenses not deductible for tax	2,284	1,168
Tax losses utilised from previous periods	(1,823)	(436)
Tax losses brought forward from previous periods now recognised	(617)	(2,015)
Tax losses not recognised	12,797	5,819
Reversal of withholding taxes on the unremitted earnings	(1,623)	(3,100)
Others	(1,455)	1,794
Tax credit at the Group's effective tax rate	<u>(1,780)</u>	<u>(1,903)</u>

12. DIVIDEND

	2021 HK\$'000	2020 HK\$'000
Proposed final – Nil (2020: HK1.0 cent per ordinary share)	<u>–</u>	<u>10,000</u>

The Directors have resolved not to declare a final dividend for the year ended 31 December 2021.

At the annual general meeting held on 26 May 2021, the Company's shareholders approved the distribution of the final dividend for the year ended 31 December 2020 of HK1.0 cent per share which amounted to HK\$10,000,000.

13. LOSS PER SHARE ATTRIBUTABLE TO ORDINARY EQUITY HOLDERS OF THE PARENT

The calculation of the basic and diluted loss per share amounts is based on the loss for the year attributable to ordinary equity holders of the parent of HK\$59,533,000 (2020: HK\$10,801,000) and the weighted average number of ordinary shares of 1,000,000,000 (2020: 1,000,000,000) in issue during the year.

The Group had no potentially dilutive ordinary shares in issue during the years ended 31 December 2021 and 2020.

Notes to Financial Statements

Year ended 31 December 2021

14. PROPERTY, PLANT AND EQUIPMENT

	Ownership interests in properties held for own use HK\$'000	Construction in progress HK\$'000	Leasehold improvements HK\$'000	Plant and machinery HK\$'000	Furniture, fixtures and equipment HK\$'000	Motor vehicles HK\$'000	Total HK\$'000
31 December 2021							
At 1 January 2021:							
Cost or valuation	274,586	10,577	43,288	147,446	36,524	15,861	528,282
Accumulated depreciation and impairment	(135,640)	-	(19,445)	(132,213)	(29,992)	(13,963)	(331,253)
Net carrying amount	<u>138,946</u>	<u>10,577</u>	<u>23,843</u>	<u>15,233</u>	<u>6,532</u>	<u>1,898</u>	<u>197,029</u>
At 1 January 2021, net of accumulated depreciation and impairment	138,946	10,577	23,843	15,233	6,532	1,898	197,029
Additions	-	1,720	3,464	2,624	2,061	1,708	11,577
Disposals	-	-	-	-	-	(97)	(97)
Write-off (note 7)	-	(12)	-	(238)	(45)	-	(295)
Transfer from deposits for purchases of property, plant and equipment (note 18)	-	-	-	1,793	897	-	2,690
Depreciation provided during the year (note 7)	(9,816)	-	(7,135)	(4,926)	(2,149)	(895)	(24,921)
Transfer	-	(11,247)	6,775	4,472	-	-	-
Exchange realignment	3,529	73	774	506	191	62	5,135
At 31 December 2021, net of accumulated depreciation and impairment	<u>132,659</u>	<u>1,111</u>	<u>27,721</u>	<u>19,464</u>	<u>7,487</u>	<u>2,676</u>	<u>191,118</u>
At 31 December 2021							
Cost or valuation	281,732	1,111	54,807	156,657	34,182	16,650	545,139
Accumulated depreciation and impairment	(149,073)	-	(27,086)	(137,193)	(26,695)	(13,974)	(354,021)
Net carrying amount	<u>132,659</u>	<u>1,111</u>	<u>27,721</u>	<u>19,464</u>	<u>7,487</u>	<u>2,676</u>	<u>191,118</u>

Notes to Financial Statements

Year ended 31 December 2021

14. PROPERTY, PLANT AND EQUIPMENT (continued)

	Ownership interests in properties held for own use HK\$'000	Construction in progress HK\$'000	Leasehold improvements HK\$'000	Plant and machinery HK\$'000	Furniture, fixtures and equipment HK\$'000	Motor vehicles HK\$'000	Total HK\$'000
31 December 2020							
At 1 January 2020:							
Cost or valuation	288,066	637	29,270	138,357	34,256	17,358	507,944
Accumulated depreciation	(123,584)	–	(14,408)	(116,840)	(28,440)	(15,624)	(298,896)
Net carrying amount	<u>164,482</u>	<u>637</u>	<u>14,862</u>	<u>21,517</u>	<u>5,816</u>	<u>1,734</u>	<u>209,048</u>
At 1 January 2020, net of accumulated depreciation	164,482	637	14,862	21,517	5,816	1,734	209,048
Additions	–	13,887	4,963	2,369	2,165	922	24,306
Disposals	–	–	–	(63)	(3)	(16)	(82)
Write-off (note 7)	–	(42)	(147)	(56)	(29)	–	(274)
Transfer from deposits for purchases of property, plant and equipment (note 18)	–	2,777	–	67	164	67	3,075
Surplus on revaluation	9,372	–	–	–	–	–	9,372
Depreciation provided during the year (note 7)	(10,275)	–	(4,414)	(4,759)	(2,130)	(872)	(22,450)
Transfer to investment properties (note 15)	(33,752)	–	(13)	–	–	–	(33,765)
Transfer	–	(7,930)	7,504	181	245	–	–
Impairment (note 7)	–	–	–	(5,011)	–	–	(5,011)
Exchange realignment	9,119	1,248	1,088	988	304	63	12,810
At 31 December 2020, net of accumulated depreciation and impairment	<u>138,946</u>	<u>10,577</u>	<u>23,843</u>	<u>15,233</u>	<u>6,532</u>	<u>1,898</u>	<u>197,029</u>
At 31 December 2020							
Cost or valuation	274,586	10,577	43,288	147,446	36,524	15,861	528,282
Accumulated depreciation and impairment	(135,640)	–	(19,445)	(132,213)	(29,992)	(13,963)	(331,253)
Net carrying amount	<u>138,946</u>	<u>10,577</u>	<u>23,843</u>	<u>15,233</u>	<u>6,532</u>	<u>1,898</u>	<u>197,029</u>

Notes to Financial Statements

Year ended 31 December 2021

14. PROPERTY, PLANT AND EQUIPMENT (continued)

During the year ended 31 December 2020, impairment loss of HK\$5,011,000 was made for certain property, plant and equipment (note 7) by management based on their recoverable amounts which were determined by value-in-use calculations.

Certain of the Group's leasehold land and buildings situated in Mainland China were revalued at 31 December 1994 by Vigers Appraisal & Consulting Limited, an independent professionally qualified valuer. The leasehold land and buildings situated in Mainland China were revalued based on a combination of the market and the depreciated replacement costs. Since 31 December 1994, no further revaluations of the Group's leasehold land and buildings have been carried out, as the Group has relied upon the exemption granted under the transitional provisions in paragraph 80AA of HKAS 16 from the requirement to carry out future revaluations of its property, plant and equipment which were stated at valuation at that time.

Had the Group's ownership interests in properties held for own use been carried at historical cost less accumulated depreciation and impairment, their total carrying amounts at 31 December 2021 and 2020 would have been nil.

At 31 December 2021, certain of the above ownership interests in properties held for own use with an aggregate net carrying amounts of HK\$6,721,000 (2020: HK\$6,985,000) were pledged to secure general banking facilities granted to the Group (note 27).

15. INVESTMENT PROPERTIES

	Notes	2021 HK\$'000	2020 HK\$'000
Carrying amount at 1 January		79,830	15,393
Fair value loss	7	(242)	(1,468)
Transfer from an owner-occupied property	14	–	33,765
Transfer from leasehold land	16	–	27,575
Exchange realignment		2,115	4,565
Carrying amount at 31 December		81,703	79,830

The Group's investment properties are industrial properties located in Xuzhou and Shanghai, the PRC. The Directors have determined that the investment properties consist of one class of asset, i.e., industrial in the PRC, based on the nature, characteristics and risks of the properties. The Group's investment properties were revalued on 31 December 2021 based on the valuation performed by BMI Appraisals Limited, an independent professionally qualified valuer, at HK\$81,703,000. The Group's finance department which reports directly to the senior management selects an external valuer to be responsible for the external valuation of the Group's properties based on market knowledge, reputation and independence of the external valuer, and whether professional standards are maintained by the external valuer. Fair value of the Group's investment properties are generally derived by using the income capitalisation method. The Group's finance department has discussions with the external valuer on the valuation assumptions and valuation results when the valuation is performed for annual financial reporting.

Notes to Financial Statements

Year ended 31 December 2021

15. INVESTMENT PROPERTIES (continued)

The income capitalisation method is based on the capitalisation of the net income and reversionary income potential by adopting capitalisation rates, which are derived from analysis of rental/sales transactions and valuers' interpretation of prevailing investor requirements or expectations. The prevailing market rents adopted in the valuation has been assessed with reference to recent lettings, within the subject properties and other comparable properties. Capitalisation rates are estimated by valuer based on the risk profile of the properties being valued.

Fair value hierarchy

The following table illustrates how the fair values of the Group's investment properties are determined (in particular, the valuation techniques and inputs used), as well as the fair value hierarchy into which the fair value measurements are categorised (Levels 1 to 3) based on the degree to which the inputs to the fair value measurements are observable.

Investment properties held by the Group	Fair value hierarchy	Valuation techniques	Significant unobservable inputs	Range as at 31 December 2021 and 2020
Industrial properties in Mainland China	Level 3	Income capitalisation method	Prevailing markets rents (per sq.m. and per month)	RMB22 and RMB46 (2020: RMB21 and RMB46)
			Capitalisation rates	5.5% to 6.0% (2020: 5.5% to 6.0%)

During the year, there were no transfers of fair value measurements between Level 1 and Level 2 and no transfers into or out of Level 3.

Under the investment approach, a significant increase (decrease) in the unit rental rate in isolation would result in a significant increase (decrease) in the fair value of the investment properties. A significant increase (decrease) in the term yield and reversion yield in isolation would result in a significant decrease (increase) in the fair value of the investment properties.

Reconciliation of fair value measurements categorised within Level 3 of the fair value hierarchy:

	Industrial properties	
	2021 HK\$'000	2020 HK\$'000
Carrying amount at 1 January	79,830	15,393
Fair value loss	(242)	(1,468)
Transfer from an owner-occupied property	–	33,765
Transfer from leasehold land	–	27,575
Exchange realignment	2,115	4,565
Carrying amount at 31 December	81,703	79,830

The investment properties are leased to third parties under operating lease, further summary details of which are included in note 16 to the financial statements.

Notes to Financial Statements

Year ended 31 December 2021

16. LEASE

The Group as a lessee

The Group has lease contracts for various items of land, properties, motor vehicles and other equipment used in its operations. Lump sum payments were made upfront to acquire the leased land from the owners with lease periods of 50 years, and no ongoing payments will be made under the terms of these land leases. Leases of properties generally have lease terms between 1 and 3 years, while motor vehicles generally have lease terms of 5 years. Other equipment generally has lease terms between 2 and 5 years or less and/or is individually of low value. Generally, the Group is restricted from assigning and subleasing the leased assets outside the Group.

(a) Right-of-use assets

The carrying amounts of the Group's right-of-use assets and the movements during the year are as follows:

	Properties HK\$'000	Leasehold land HK\$'000	Motor vehicles HK\$'000	Other equipment HK\$'000	Total HK\$'000
As at 1 January 2020	2,586	83,827	700	25	87,138
Additions	5,637	–	–	–	5,637
Depreciation charge	(3,127)	(2,760)	(382)	(5)	(6,274)
Termination	(854)	–	–	–	(854)
Surplus on revaluation	–	19,252	–	–	19,252
Transfer to investment property (note 15)	–	(27,575)	–	–	(27,575)
Exchange realignment	182	5,048	–	–	5,230
As at 31 December 2020 and 1 January 2021	4,424	77,792	318	20	82,554
Additions	2,577	–	–	–	2,577
Depreciation charge	(3,614)	(2,808)	(318)	(5)	(6,745)
Exchange realignment	41	2,015	–	–	2,056
As at 31 December 2021	<u>3,428</u>	<u>76,999</u>	<u>–</u>	<u>15</u>	<u>80,442</u>

Notes to Financial Statements

Year ended 31 December 2021

16. LEASE (continued)

The Group as a lessee (continued)

(b) Lease liabilities

The carrying amount of lease liabilities and the movements during the year are as follows:

	2021 HK\$'000	2020 HK\$'000
Carrying amount at 1 January	4,713	3,289
New leases	2,577	5,637
Accretion of interest recognised during the year	98	102
Termination	–	(877)
Payments	(3,959)	(3,618)
Exchange realignment	43	180
	<u>3,472</u>	<u>4,713</u>
Carrying amount at 31 December	<u>3,472</u>	<u>4,713</u>
Analysed into:		
Current portion	2,762	2,933
Non-current portion	710	1,780

The maturity analysis of lease liabilities is disclosed in note 40 to the financial statements.

(c) The amounts recognised in profit or loss in relation to leases are as follows:

	2021 HK\$'000	2020 HK\$'000
Interest on lease liabilities	98	102
Depreciation charge of right-of-use assets	6,745	6,274
Expense relating to short-term leases (included in cost of sales, selling and distribution expenses and administrative expenses)	5,221	4,719
	<u>12,064</u>	<u>11,095</u>
Total amount recognised in profit or loss	<u>12,064</u>	<u>11,095</u>

(d) The total cash outflow for leases is disclosed in note 33(c) to the financial statements.

Notes to Financial Statements

Year ended 31 December 2021

16. LEASE (continued)

The Group as a lessor

The Group leases its investment properties (note 15) consisting of two industrial properties in Mainland China and an insignificant portion of buildings in Mainland China (note 14) under operating lease arrangements. The terms of the leases generally require the tenants to pay security deposits and provide for periodic rent adjustments according to the then prevailing market conditions. Rental income from the investment properties and an insignificant portion of buildings recognised by the Group during the year was HK\$4,453,000 and HK\$507,000 (2020: HK\$2,016,000 and HK\$1,967,000), respectively, details of which are included in note 6 to the financial statements.

At 31 December 2021, the undiscounted lease payment receivables by the Group in future period under non-cancellable operating leases with third parties are as follows:

	2021 HK\$'000	2020 HK\$'000
Within one year	4,091	4,198
After one year but within two years	2,567	3,996
After two years but within three years	–	2,502
	<u>6,658</u>	<u>10,696</u>

17. EQUITY INVESTMENT DESIGNATED AT FAIR VALUE THROUGH OTHER COMPREHENSIVE INCOME

	2021 HK\$'000	2020 HK\$'000
Equity investment designated at fair value through other comprehensive income		
Unlisted club membership debenture, at fair value	<u>300</u>	<u>300</u>

The above equity investment was irrevocably designated at fair value through other comprehensive income as the Group considers the investment to be strategic in nature. The fair value of the unlisted club membership debenture held by the Group was based on a quoted market price.

Notes to Financial Statements

Year ended 31 December 2021

18. DEPOSITS FOR PURCHASES OF PROPERTIES, PLANT AND EQUIPMENT

	Note	2021 HK\$'000	2020 HK\$'000
Carrying amount at 1 January		815	9,522
Additions		6,651	1,795
Transfer to property, plant and equipment	14	(2,690)	(3,075)
Exchange realignment		74	36
Termination of an acquisition agreement		–	(7,463)
		<u>4,850</u>	<u>815</u>

19. NET PENSION SCHEME ASSETS

The Group operates a funded defined benefit scheme for all its qualifying employees in Hong Kong. Under the scheme, the employees are entitled to retirement benefits at 70% of their final monthly salaries multiplied by their respective number of past service years plus 70% of their final monthly salaries multiplied by their respective number of past scheme service years on attainment of a retirement age of 65.

The Group's defined benefit scheme is a final salary plan, which requires contributions to be made to a separately administered fund. The scheme has the legal form of a foundation and it is administered by an independent trustee with the assets held separately from those of the Group. The trustee is responsible for the determination of the investment strategy of the scheme.

The trustee reviews the level of funding in the scheme by the end of each reporting period. Such a review includes the asset-liability matching strategy and investment risk management policy. The trustee decides the contribution based on the results of the annual review. The investment portfolio targets a mix of 55% to 85% global equities and 15% to 45% in global bonds and deposits.

The scheme is exposed to interest rate risk, the risk of changes in the life expectancy for pensioners and equity market risk.

The most recent actuarial valuations of the scheme assets and the present value of the defined benefit obligations were carried out at 31 December 2021, by Grant Sherman Appraisal Limited, an independent professional actuarial advisor, using the projected unit credit actuarial valuation method.

The principal actuarial assumptions used as at the end of the reporting period are as follows:

	2021	2020
Discount rate	1.1%	0.4%
Expected rate of salary increases	2.5%	2.5%

The actuarial valuation showed that the market value of the scheme assets was HK\$8,012,000 (2020: HK\$7,974,000), and that the actuarial value of these assets represented 325% (2020: 318%) of the benefits that had accrued to qualifying employees.

Notes to Financial Statements

Year ended 31 December 2021

19. NET PENSION SCHEME ASSETS (continued)

A quantitative sensitivity analysis for significant assumptions as at the end of the reporting period is shown below:

	Increase in rate %	Increase/ (decrease) in net pension scheme assets HK\$'000	Decrease in rate %	Increase/ (decrease) in net pension scheme assets HK\$'000
2021				
Discount rate	5	6	5	(5)
Future salary increase	5	(12)	5	13
2020				
Discount rate	5	2	5	(2)
Future salary increase	5	(16)	5	15

The sensitivity analysis above has been determined based on a method that extrapolates the impact on net pension scheme assets as a result of reasonable changes in key assumptions occurring at the end of the reporting period. It is based on the assumption that changes in actuarial assumptions are not correlated and therefore it does not take into account the correlations between the actual assumptions.

The total expenses recognised in the consolidated statement of profit or loss in respect of the scheme are as follows:

	2021 HK\$'000	2020 HK\$'000
Current service cost	68	85
Interest cost	(20)	(82)
Net pension benefit expenses recognised in administrative expenses	48	3

Notes to Financial Statements

Year ended 31 December 2021

19. NET PENSION SCHEME ASSETS (continued)

The movements in the present value of the defined benefit obligations are as follows:

	2021 HK\$'000	2020 HK\$'000
Carrying amount at 1 January	2,510	2,899
Current service cost	68	85
Interest cost	9	51
Remeasurements:		
– Actuarial gains arising from changes in demographic assumptions	(2)	(6)
– Actuarial losses arising from changes in financial assumptions	157	157
– Experience adjustments	(278)	(62)
Benefit paid	–	(614)
Carrying amount at 31 December	<u>2,464</u>	<u>2,510</u>

The movements in the defined benefit obligations and the fair value of plan assets are as follows:

31 December 2021

	Pension cost credited/(charged) to profit or loss				Remeasurement gains/(losses) in other comprehensive income						31 December 2021 HK\$'000
	1 January 2021 HK\$'000	Service cost HK\$'000	Net interest income/ (expense) HK\$'000	Sub-total included in profit or loss HK\$'000	Benefit paid HK\$'000	Return on scheme assets (excluding amounts included in net interest expense) HK\$'000	Actuarial changes arising from changes in demographic assumptions HK\$'000	Actuarial changes arising from changes in financial assumptions HK\$'000	Experience adjustments HK\$'000	Sub-total included in other comprehensive income HK\$'000	
Fair value of scheme assets	7,974	–	29	29	–	9	–	–	–	9	8,012
Defined benefit obligations	(2,510)	(68)	(9)	(77)	–	–	2	(157)	278	123	(2,464)
Net pension scheme assets	<u>5,464</u>	<u>(68)</u>	<u>20</u>	<u>(48)</u>	<u>–</u>	<u>9</u>	<u>2</u>	<u>(157)</u>	<u>278</u>	<u>132</u>	<u>5,548</u>

31 December 2020

	Pension cost credited/(charged) to profit or loss				Remeasurement gains/(losses) in other comprehensive income						31 December 2020 HK\$'000
	1 January 2020 HK\$'000	Service cost HK\$'000	Net interest income/ (expense) HK\$'000	Sub-total included in profit or loss HK\$'000	Benefit paid HK\$'000	Return on scheme assets (excluding amounts included in net interest expense) HK\$'000	Actuarial changes arising from changes in demographic assumptions HK\$'000	Actuarial changes arising from changes in financial assumptions HK\$'000	Experience adjustments HK\$'000	Sub-total included in other comprehensive income HK\$'000	
Fair value of scheme assets	7,593	–	133	133	(614)	862	–	–	–	862	7,974
Defined benefit obligations	(2,899)	(85)	(51)	(136)	614	–	6	(157)	62	(89)	(2,510)
Net pension scheme assets	<u>4,694</u>	<u>(85)</u>	<u>82</u>	<u>(3)</u>	<u>–</u>	<u>862</u>	<u>6</u>	<u>(157)</u>	<u>62</u>	<u>773</u>	<u>5,464</u>

The Group does not expect to pay any contribution in the future years.

Notes to Financial Statements

Year ended 31 December 2021

19. NET PENSION SCHEME ASSETS (continued)

The major categories of the fair value of the total scheme assets are as follows:

	2021 HK\$'000	2020 HK\$'000
Equities, quoted in active markets	5,392	5,191
Bonds	2,420	2,623
Money market instruments	200	160
	<u>8,012</u>	<u>7,974</u>

At 31 December 2021, the weighted average duration of the defined benefit obligations at the end of the reporting period was 6 years (2020: 6 years).

20. INVENTORIES

	2021 HK\$'000	2020 HK\$'000
Raw materials	41,174	41,804
Work in progress	5,386	4,601
Finished goods	34,517	24,321
	<u>81,077</u>	<u>70,726</u>

21. TRADE AND BILLS RECEIVABLES

	2021 HK\$'000	2020 HK\$'000
Trade receivables	486,637	422,790
Bills receivable	19,110	23,476
	<u>505,747</u>	<u>446,266</u>
Impairment	(65,594)	(60,892)
	<u>440,153</u>	<u>385,374</u>

The Group's trading terms with its customers are mainly on credit, except for new customers, where payment in advance is normally required. The credit period is generally one month, extending up to three months for major customers. Each customer has a maximum credit limit. The Group seeks to maintain strict control over its outstanding receivables and has a credit control department to minimise credit risk. Overdue balances are reviewed regularly by senior management. In view of the aforementioned and the fact that the Group's trade and bills receivables relate to a large number of diversified customers, there is no significant concentration of credit risk. The Group does not hold any collateral or other credit enhancements over its trade and bills receivables balances. Trade and bills receivables are non-interest-bearing.

Notes to Financial Statements

Year ended 31 December 2021

21. TRADE AND BILLS RECEIVABLES (continued)

An ageing analysis of the trade and bills receivables as at the end of the reporting period, based on the invoice date and net of loss allowance, is as follows:

	2021	2020
	HK\$'000	HK\$'000
Within three months	195,459	229,186
Over three months and within six months	117,589	85,485
Over six months	127,105	70,703
	440,153	385,374

The movements in the loss allowance for impairment of trade and bills receivables are as follows:

		2021		
		Trade	Bills	Total
		receivables	receivable	Total
		HK\$'000	HK\$'000	HK\$'000
	Note			
At beginning of year		60,892	–	60,892
Provision for impairment of trade and bills receivables	7	1,266	3,300	4,566
Amount written off as uncollectible		(1,356)	–	(1,356)
Exchange realignment		1,437	55	1,492
At end of year		62,239	3,355	65,594
		2020		
		Trade	Bills	Total
		receivables	receivable	Total
		HK\$'000	HK\$'000	HK\$'000
	Note			
At beginning of year		57,453	–	57,453
Reversal of provision for impairment of trade receivables	7	(462)	–	(462)
Exchange realignment		3,901	–	3,901
At end of year		60,892	–	60,892

Notes to Financial Statements

Year ended 31 December 2021

21. TRADE AND BILLS RECEIVABLES (continued)

Trade receivables

An impairment analysis is performed at each reporting date using a provision matrix to measure expected credit losses. The provision rates are based on days past due for groupings of various customer segments with similar loss patterns (i.e., by geographical region). The calculation reflects the probability-weighted outcome, the time value of money and reasonable and supportable information that is available at the reporting date about past events, current conditions and forecasts of future economic conditions.

Set out below is the information about the credit risk exposure on the Group's trade receivables using a provision matrix:

As at 31 December 2021

Credit-impaired receivables	Current	Past due			Total	
		Within 3 months	3 to 6 months	Over 6 months		
Expected credit loss rate	100.0%	4.0%	4.8%	6.2%	16.6%	12.8%
Gross carrying amount (HK\$'000)	35,545	220,470	109,383	71,425	49,814	486,637
Expected credit losses (HK\$'000)	35,545	8,777	5,240	4,394	8,283	62,239

As at 31 December 2020

Credit-impaired receivables	Current	Past due			Total	
		Within 3 months	3 to 6 months	Over 6 months		
Expected credit loss rate	100.0%	4.8%	6.3%	13.7%	27.5%	14.4%
Gross carrying amount (HK\$'000)	27,620	221,712	91,498	40,833	41,127	422,790
Expected credit losses (HK\$'000)	27,620	10,580	5,762	5,612	11,318	60,892

Bills receivable

An impairment analysis is performed at each reporting date by considering the probability of default of counterparties. The calculation reflects the probability-weighted outcome, the time value of money and reasonable and supportable information that is available at the reporting date about past events, current conditions and forecasts of future economic conditions. As at 31 December 2021, the probability of default applied ranged from 0.05% to 33.2% (2020: Nil) and the loss given default ranged from 57.7% to 64.9% (2020: Nil).

Notes to Financial Statements

Year ended 31 December 2021

22. PREPAYMENTS, DEPOSITS AND OTHER RECEIVABLES

	2021 HK\$'000	2020 HK\$'000
Prepayments	2,737	2,329
Deposits and other receivables	<u>60,613</u>	<u>62,379</u>
	<u>63,350</u>	<u>64,708</u>
Analysed into:		
Current portion	63,068	64,708
Non-current portion	<u>282</u>	<u>–</u>

The financial assets included in the above balances related to receivables for which there was no recent history of default and past due amounts. As at 31 December 2021 and 2020, the loss allowance was assessed to be minimal.

23. STRUCTURED DEPOSITS

Structured deposits were stated at fair value and represented several wealth management products issued by a bank. As at 31 December 2020, the aggregate principal of deposits was fully guaranteed by the bank while the rates of return were not guaranteed. These deposits were mandatorily classified as financial assets at fair value through profit or loss as their contractual cash flows are not solely payments of principal and interest. The Group used the structured deposits primarily to enhance the return on investment.

24. CASH AND CASH EQUIVALENTS AND PLEDGED DEPOSITS

	2021 HK\$'000	2020 HK\$'000
Cash and bank balances	183,576	224,443
Time deposits:		
– with original maturity of less than three months when acquired	12,518	11,969
– with original maturity of more than three months when acquired	<u>42,308</u>	<u>–</u>
	54,826	11,969
Less: Pledged time deposits		
– with original maturity of more than three months when acquired	<u>(42,308)</u>	<u>–</u>
	<u>196,094</u>	<u>236,412</u>

Notes to Financial Statements

Year ended 31 December 2021

24. CASH AND CASH EQUIVALENTS AND PLEDGED DEPOSITS (continued)

At the end of the reporting period, the cash and bank balances and time deposits of the Group denominated in RMB amounted to HK\$196,635,000 (2020: HK\$162,261,000). The RMB is not freely convertible into other currencies, however, under Mainland China's Foreign Exchange Control Regulations and Administration of Settlement, Sale and Payment of Foreign Exchange Regulations, the Group is permitted to exchange RMB for other currencies through banks authorised to conduct foreign exchange business.

Cash at banks earns interest at floating rates based on daily bank deposit rates. Short term time deposits are made for periods of between one week and one year depending on the immediate cash requirements of the Group, and earn interest at the respective short-term time deposit rates. The bank balances are deposited with creditworthy banks with no recent history of default. The carrying amounts of the cash and cash equivalents approximate to their fair values.

As at 31 December 2021, time deposits amounted to HK\$40,963,000 (2020: Nil) were pledged for securing the Group's bills payable (note 25) and HK\$1,345,000 (2020: Nil) were pledged for securing the performance bonds issued by the bank to customers on certain sales projects on behalf of the Group as guarantees (note 34).

25. TRADE AND BILLS PAYABLES

An ageing analysis of the trade and bills payables as at the end of the reporting period, based on the invoice date, is as follows:

	2021 HK\$'000	2020 HK\$'000
Within three months	328,097	204,398
Over three months and within six months	24,265	19,878
Over six months	42	254
	<u>352,404</u>	<u>224,530</u>

The trade and bills payables are unsecured, non-interest-bearing and are normally settled within two months. As at 31 December 2021, bills payable with an aggregate carrying amount of HK\$136,543,000 (31 December 2020: Nil) were secured by time deposits of HK\$40,963,000 (31 December 2020: Nil) (note 24).

Notes to Financial Statements

Year ended 31 December 2021

26. OTHER PAYABLES AND ACCRUALS

	Notes	2021 HK\$'000	2020 HK\$'000
Deferred income	29	326	317
Contract liabilities	(a)	2,692	2,477
Other payables	(b)	40,552	38,141
Accruals		29,781	48,291
Carrying amount at 31 December		73,351	89,226

Notes:

(a) Details of contract liabilities are as follows:

	31 December 2021 HK\$'000	31 December 2020 HK\$'000	1 January 2020 HK\$'000
Short-term advances received from customers			
Sale of paint and coating products	2,692	2,477	3,294

Contract liabilities include advances received to deliver paint and coating products. The increase and decrease in contract liabilities in 2021 and 2020 were mainly due to the increase and decrease in sales orders, respectively, received from customers in relation to sales of paint and coating products near year end whereas the Group had not yet delivered the products to the customers.

(b) The other payables are non-interest-bearing and have an average term of three months.

Notes to Financial Statements

Year ended 31 December 2021

27. INTEREST-BEARING BANK BORROWINGS

	31 December 2021			31 December 2020		
	Effective interest rate per annum (%)	Maturity	HK\$'000	Effective interest rate per annum (%)	Maturity	HK\$'000
Current						
Bank loans – secured	1.2-2.3	2022-2023	136,077	1.2-2.4	2021-2022	165,301
Bank loans – unsecured	1.6-3.0	2023-2026	80,000	3.0	2023	50,000
			<u>216,077</u>			<u>215,301</u>
				2021		2020
				HK\$'000		HK\$'000
				<u>216,077</u>		<u>215,301</u>

Analysed into:

Bank loans repayable:
Within one year or on demand

Notes:

- (a) The above bank loans of HK\$216,077,000 (2020: HK\$215,301,000) containing a repayment on demand clause were already included in total current liabilities as at 31 December 2021. Accordingly, for the purpose of the above analysis, the bank loans due for repayment after one year, were analysed into bank loans and import loans repayable within one year or on demand as at the end of the reporting period.

Ignoring the effect of any repayment on demand clause and based on the maturity terms of the bank borrowings, the bank borrowings as at 31 December 2021 and 31 December 2020 are repayable:

	2021	2020
	HK\$'000	HK\$'000
Analysed into:		
Bank loans repayable:		
Within one year	151,577	156,101
In the second year	40,500	21,700
In the third to fifth years, inclusive	24,000	37,500
	<u>216,077</u>	<u>215,301</u>

- (b) The Group's bank loans are secured by:
- the Group's ownership interests in properties held for own use with an aggregate net book value at the end of reporting period of HK\$6,721,000 (2020: HK\$6,985,000) (note 14);
 - an investment property and certain portion of a building and carparks held by the Remaining Group as at 31 December 2021 and 2020; and
 - charges over shares of an indirect subsidiary of the Company as at 31 December 2021 and 2020.
- (c) The Group's bank borrowings are all denominated in HK\$.

Notes to Financial Statements

Year ended 31 December 2021

28. DEFERRED TAX

The movements in deferred tax liabilities and assets during the year are as follows:

Deferred tax liabilities

	Right-of-use assets		Revaluation of properties		Withholding taxes		Depreciation allowance in excess of related depreciation		Total	
	2021 HK\$'000	2020 HK\$'000	2021 HK\$'000	2020 HK\$'000	2021 HK\$'000	2020 HK\$'000	2021 HK\$'000	2020 HK\$'000	2021 HK\$'000	2020 HK\$'000
At beginning of the year:	402	285	9,335	2,042	6,476	8,667	448	-	16,661	10,994
Deferred tax charged/ (credited) to the statement of profit or loss during the year*	(256)	89	(61)	(366)	(3,315)	(2,781)	514	443	(3,118)	(2,615)
Deferred tax charged to the statement of comprehensive income during the year	-	-	-	7,156	-	-	-	-	-	7,156
Exchange realignment	5	28	235	503	165	590	21	5	426	1,126
At end of the year	151	402	9,509	9,335	3,326	6,476	983	448	13,969	16,661

Deferred tax assets

	Lease liabilities		Impairment of trade receivables		Losses available for offsetting against future taxable profit		Depreciation in excess of related depreciation allowance		Accruals		Total	
	2021 HK\$'000	2020 HK\$'000	2021 HK\$'000	2020 HK\$'000	2021 HK\$'000	2020 HK\$'000	2021 HK\$'000	2020 HK\$'000	2021 HK\$'000	2020 HK\$'000	2021 HK\$'000	2020 HK\$'000
At beginning of the year:	404	293	5,863	4,240	7,401	7,617	2,451	3,677	496	735	16,615	16,562
Deferred tax credited/ (charged) to the statement of profit or loss during the year*	(256)	84	(1,852)	1,321	2,094	(730)	(143)	(1,415)	(186)	(276)	(343)	(1,016)
Exchange Realignment	6	27	151	302	183	514	63	189	13	37	416	1,069
At end of the year	154	404	4,162	5,863	9,678	7,401	2,371	2,451	323	496	16,688	16,615

* Net deferred tax credited to the consolidated statement of profit or loss for the year ended 31 December 2021 amounted to HK\$2,775,000 (2020: HK\$1,599,000) (note 11).

For presentation purposes, certain deferred tax assets and liabilities have been offset in the statement of financial position. The following is an analysis of the deferred tax balances of the Group for financial reporting purposes:

	2021 HK\$'000	2020 HK\$'000
Net deferred tax assets recognised in the consolidated statement of financial position	16,537	16,213
Net deferred tax liabilities recognised in the consolidated statement of financial position	13,818	16,259

At the end of the reporting period, deferred tax assets arising in certain of the Group's subsidiaries have not been recognised in respect of tax losses arising in Hong Kong of HK\$411.3 million (2020: HK\$390.8 million), subject to the agreement by the Hong Kong Inland Revenue Department, that are available indefinitely and in Mainland China of HK\$106.5 million (2020: HK\$59.8 million) that are available for a maximum of five years, as these subsidiaries have been loss-making for some time and it is not considered probable that taxable profits will be available against which the tax losses can be utilised in the foreseeable future.

Notes to Financial Statements

Year ended 31 December 2021

28. DEFERRED TAX (continued)

Deferred tax assets (continued)

Pursuant to the PRC Corporate Income Tax Law, a 10% withholding tax is levied on dividends declared to foreign investors from the foreign investment enterprises established in Mainland China. The requirement is effective from 1 January 2008 and applies to earnings after 31 December 2007. A lower withholding tax rate may be applied if there is a tax treaty between Mainland China and the jurisdiction of the foreign investors. For the Group, the applicable rate is 5%. The Group is therefore liable for withholding taxes on dividends distributed by those subsidiaries established in Mainland China in respect of earnings generated from 1 January 2008.

At 31 December 2021, deferred tax has not been fully recognised for withholding taxes that would be payable on certain portions of the unremitted earnings that are subject to withholding taxes of certain of the Group's subsidiaries established in Mainland China. In the opinion of the Directors, it is not probable that these subsidiaries will distribute these unremitted earnings in the foreseeable future. The aggregate amount of temporary differences associated with the investments in subsidiaries in Mainland China for which deferred tax liabilities have not been recognised totalled approximately HK\$185.7 million (2020: HK\$135.5 million) at 31 December 2021.

There are no income tax consequences attaching to the payment of dividends by the Company to its shareholders.

29. DEFERRED INCOME

	Notes	2021 HK\$'000	2020 HK\$'000
Carrying amount at 1 January		1,598	1,782
Recognised during the year	6	(308)	(287)
Exchange realignment		38	103
Carrying amount at 31 December		1,328	1,598
Portion classified as current liabilities	26	(326)	(317)
Non-current portion		1,002	1,281

As an arrangement of attracting foreign investments in Xuzhou, the PRC, the Group entered into certain agreements (the "Xuzhou Agreements") with the Xuzhou Economic Development Zone Committee ("徐州經濟開發區管委會") (the "Xuzhou Authority", under the municipal government of Xuzhou) on 10 April 2004. Pursuant to the Xuzhou Agreements, the Xuzhou Authority arranged the construction of the plant and office buildings for Giraffe Paint Mfg. Co., (Xuzhou) Ltd., a manufacturing subsidiary of the Group (the "Xuzhou Subsidiary") and also provided the required funding to the Xuzhou Subsidiary for the construction in the form of a loan to the Xuzhou Subsidiary (the "Construction Loan").

The construction of the plant and office buildings was completed, and the plant and office buildings were handed over to the Group for the solvent operation in July 2005. On 25 June 2007, the Group entered into certain revised agreements with the Xuzhou Authority to finalise the land premium payable at RMB4,793,000 for the parcel of land on which the plant and office buildings were constructed and waived the same amount of the Construction Loan. The amount was recorded as deferred income and is recognised in the consolidated statement of profit or loss over the weighted average useful life of the buildings and plant and machinery of the Xuzhou Subsidiary whose construction was financed by the Construction Loan.

Notes to Financial Statements

Year ended 31 December 2021

30. SHARE CAPITAL

Shares

	2021 HK\$'000	2020 HK\$'000
Authorised: 8,000,000,000 (2020: 8,000,000,000) ordinary shares of HK\$0.10 each	<u>800,000</u>	<u>800,000</u>
Issued and fully paid: 1,000,000,000 (2020: 1,000,000,000) ordinary shares of HK\$0.10 each	<u>100,000</u>	<u>100,000</u>

Share options

Details of the Company's share option scheme are included in note 31 to the financial statements.

31. SHARE OPTION SCHEME

A share option scheme (the "Scheme") was adopted by the Company on 4 June 2020 (the "Adoption Date") pursuant to a resolution passed at the extraordinary general meeting held on the same date. Unless terminated by a resolution in a general meeting or by the Board, the Scheme remains valid and effective for the period of 10 years commencing on 4 June 2020, after which period no further options will be offered or granted but, in all other aspects, the provisions of the Scheme shall remain in full force and effect. Further details are set out in the circular of the Company dated 27 April 2020.

The Scheme will expire on 3 June 2030. From the Adoption Date up to 31 December 2021, no share options were granted under the Scheme.

32. RESERVES

The amounts of the Group's reserves and the movements therein for the current and prior years are presented in the consolidated statement of changes in equity on pages 90 and 91 of this Annual Report.

Notes to Financial Statements

Year ended 31 December 2021

33. NOTES TO THE CONSOLIDATED STATEMENT OF CASH FLOWS

(a) Major non-cash transactions

- i. During the year ended 31 December 2021, the Group completed the acquisition of certain items of property, plant and equipment, the consideration of which was partially settled by deposits previously paid with an aggregate carrying amount of HK\$2,690,000 (2020: HK\$3,075,000).
- ii. During the year, the Group had non-cash additions to right-of-use assets and lease liabilities of HK\$2,577,000 (2020: HK\$5,637,000) and HK\$2,577,000 (2020: HK\$5,637,000), respectively in respect of lease arrangements for properties.

(b) Changes in liabilities arising from financing activities

	2021	
	Interest-bearing bank borrowings HK\$'000	Lease liabilities HK\$'000
At 1 January 2021	215,301	4,713
Changes from financing cash flows	629	(3,861)
New leases	–	2,577
Interest expenses	–	98
Interest paid classified as operating cash flows	–	(98)
Foreign exchange movement	147	43
	<hr/>	<hr/>
At 31 December 2021	216,077	3,472

Notes to Financial Statements

Year ended 31 December 2021

33. NOTES TO THE CONSOLIDATED STATEMENT OF CASH FLOWS (continued)

(b) Changes in liabilities arising from financing activities (continued)

	2020	
	Interest-bearing bank borrowings HK\$'000	Lease liabilities HK\$'000
At 1 January 2020	215,340	3,289
Changes from financing cash flows	191	(3,516)
New leases	–	5,637
Interest expenses	–	102
Interest paid classified as operating cash flows	–	(102)
Termination	–	(877)
Foreign exchange movement	(230)	180
	<u>215,301</u>	<u>4,713</u>
At 31 December 2020	<u>215,301</u>	<u>4,713</u>

(c) Total cash outflow for leases

The total cash outflow for leases included in the statement of cash flows is as follows:

	2021 HK\$'000	2020 HK\$'000
Within operating activities	5,319	4,821
Within financing activities	3,861	3,516
	<u>9,180</u>	<u>8,337</u>

34. CONTINGENT LIABILITIES

At the end of the current and prior years, contingent liabilities not provided for in the financial statements were as follows:

	2021 HK\$'000	2020 HK\$'000
Guarantees given to the bank for: Performance bonds	<u>1,345</u>	<u>–</u>

The performance bonds were secured by the pledged deposits of HK\$1,345,000 as at 31 December 2021 (2020: Nil) (note 24).

35. PLEDGE OF ASSETS

Details of the Group's assets pledged for the Group's performance bonds, bills payable and bank borrowings are included in notes 24, 25 and 27, respectively, to the financial statements.

Notes to Financial Statements

Year ended 31 December 2021

36. CAPITAL COMMITMENTS

The Group had the following capital commitments at the end of the reporting period:

	2021	2020
	HK\$'000	HK\$'000
Contracted, but not provided for:		
Construction and purchases of items of property, plant and equipment	3,822	3,278

37. RELATED PARTY TRANSACTIONS

(a) In addition to the transactions detailed elsewhere in these financial statements, the Group had the following transactions with related parties during the year:

	Notes	2021	2020
		HK\$'000	HK\$'000
Lease payments paid to the Remaining Group	(i)	2,834	2,908
Pledge fees paid to the Remaining Group	(ii)	1,060	1,060

- (i) The Group leased certain office premises from the Remaining Group at rates mutually agreed between the parties.
- (ii) Pledge fees were charged by the Remaining Group for pledging certain properties in Hong Kong as securities for certain banking facilities granted to the Group at mutually agreed fees.

(b) During the years ended 31 December 2021 and 2020, the transactions in respect of item (a)(i) and (a)(ii) above are also a continuing connected transaction as defined under Chapter 14A of the Listing Rules which are exempted from reporting, annual review and independent shareholders' approval under Chapter 14A of the Listing Rules.

(c) Compensation of key management personnel of the Group

	2021	2020
	HK\$'000	HK\$'000
Short term employment benefits	12,116	12,088
Post-employment benefits	528	479
Total compensation paid to key management personnel	12,644	12,567

Further details of Directors' remuneration are included in note 9 to the financial statements.

Notes to Financial Statements

Year ended 31 December 2021

38. FINANCIAL INSTRUMENTS BY CATEGORY

The carrying amounts of each of the categories of financial instruments as at the end of the reporting period are as follows:

31 December 2021

Financial assets

	Financial assets at amortised cost HK\$'000	Financial assets at fair value through other comprehensive income HK\$'000	Total HK\$'000
Equity investment designated at fair value through other comprehensive income	-	300	300
Trade and bills receivables	440,153	-	440,153
Financial assets included in prepayments, deposits and other receivables	5,538	-	5,538
Pledged deposits	42,308	-	42,308
Cash and cash equivalents	196,094	-	196,094
	<u>684,093</u>	<u>300</u>	<u>684,393</u>

Financial liabilities

Trade and bills payables	352,404
Financial liabilities included in other payables and accruals	34,689
Lease liabilities	3,472
Interest-bearing bank borrowings	216,077
	<u>606,642</u>

Notes to Financial Statements

Year ended 31 December 2021

38. FINANCIAL INSTRUMENTS BY CATEGORY (continued)

The carrying amounts of each of the categories of financial instruments as at the end of the reporting period are as follows: (continued)

31 December 2020

Financial assets

	Financial assets at amortised cost HK\$'000	Financial assets at fair value through profit or loss (mandatorily designated as such) HK\$'000	Financial assets at fair value through other comprehensive income HK\$'000	Total HK\$'000
Equity investment designated at fair value through other comprehensive income	–	–	300	300
Trade and bills receivables	385,374	–	–	385,374
Financial assets included in prepayments, deposits and other receivables	6,615	–	–	6,615
Structured deposits	–	5,958	–	5,958
Cash and cash equivalents	236,412	–	–	236,412
	<u>628,401</u>	<u>5,958</u>	<u>300</u>	<u>634,659</u>

Financial liabilities

	Financial liabilities at amortised cost HK\$'000
Trade payables	224,530
Financial liabilities included in other payables and accruals	34,187
Lease liabilities	4,713
Interest-bearing bank borrowings	215,301
	<u>478,731</u>

Notes to Financial Statements

Year ended 31 December 2021

39. FAIR VALUE AND FAIR VALUE HIERARCHY OF FINANCIAL INSTRUMENTS

Management has assessed that the fair values of cash and cash equivalents, pledged deposits, trade and bills receivables, trade and bills payables, financial assets included in prepayments, deposits, and other receivables, financial liabilities included in other payables and accruals, and interest-bearing bank borrowings approximate to their carrying amounts largely due to the short term maturities of these instruments.

The Group's finance department which reports directly to the senior management is responsible for determining the policies and procedures for the fair value measurement of financial instruments. At each reporting date, the finance department analyses the movements in the values of financial instruments and determines the major inputs applied in the valuation. The audit committee of the board of Directors reviews the results of the fair value measurement of financial instruments periodically for interim and annual financial reporting.

The fair values of the financial assets and liabilities are included at the amount at which the instrument could be exchanged in a current transaction between willing parties, other than in a forced or liquidation sale. The following methods and assumptions were used to estimate the fair values:

The fair value of the non-current portion of financial assets included in prepayments, deposits and other receivables has been calculated by discounting the expected future cash flows using rates currently available for instruments with similar terms, credit risk and remaining maturities.

The fair value of the equity investment designated at fair value through other comprehensive income is based on quoted market prices.

The fair values of structured deposits were determined in accordance with discounted cash flow analysis with reference to the expected return of structured deposits.

Below is a summary of significant unobservable inputs to the valuation of structured deposits together with a quantitative sensitivity analysis as at 31 December 2020:

	Valuation techniques	Significant unobservable inputs	Range	Sensitivity of fair value to the inputs/ relationship of unobservable inputs to fair value
Structured deposits	Discounted cash flow method	Expected rate of return	2.69%-3.00%	10% increase/ (decrease) in expected rate of return would not result in significant impact on fair value
		Discount rate	1.10%	10% increase/ (decrease) in discount rate would not result in significant impact on fair value

Notes to Financial Statements

Year ended 31 December 2021

39. FAIR VALUE AND FAIR VALUE HIERARCHY OF FINANCIAL INSTRUMENTS

(continued)

Fair value hierarchy

The following tables illustrate the fair value measurement hierarchy of the Group's financial instruments:

	Quoted prices in active markets (Level 1) HK\$'000	Significant observable inputs (Level 2) HK\$'000	Significant unobservable inputs (Level 3) HK\$'000	Total HK\$'000
<i>Assets measured at fair value:</i>				
At 31 December 2021				
Equity investment designated at fair value through other comprehensive income	–	300	–	300
At 31 December 2020				
Equity investment designated at fair value through other comprehensive income	–	300	–	300
Structured deposits	–	–	5,958	5,958
	–	300	5,958	6,258

The movements in fair value measurements on Level 3 during the year are as follows:

	2021 HK\$'000	2020 HK\$'000
Structured deposits		
At 1 January	5,958	–
Purchases	–	5,958
Redemption	(6,023)	–
Exchange realignment	65	–
At 31 December	–	5,958

Liabilities measured at fair value:

The Group did not have any financial liabilities at fair value as at 31 December 2021 and 2020.

During the year, there were no transfers of fair value measurements between Level 1 and Level 2 and no transfers into or out of Level 3 for both financial assets and financial liabilities.

Notes to Financial Statements

Year ended 31 December 2021

40. FINANCIAL RISK MANAGEMENT OBJECTIVES AND POLICIES

The Group's principal financial instruments comprise interest-bearing bank borrowings, and cash and cash equivalents. The main purpose of these financial instruments is to finance the Group's operations. The Group has various other financial assets and liabilities, such as trade and bills receivables, deposits and other receivables, equity investment designated at fair value through other comprehensive income, pledged deposits, trade and bills payables, other payables and accruals, and lease liabilities, which arise directly from its operations.

The main risks arising from the Group's financial instruments are interest rate risk, foreign currency risk, credit risk and liquidity risk. The Group's policies for managing each of these risks are summarised below.

Interest rate risk

The Group is exposed to interest rate risk due to changes in interest rates of interest-bearing financial assets and liabilities. Interest-bearing financial assets are mainly deposits with banks which are mostly short term in nature whereas interest-bearing financing liabilities are mainly bank borrowings with primarily floating interest rates. The Group is therefore exposed to interest rate risk. The Group's policy is to obtain the most favourable interest rates available.

The following table demonstrates the sensitivity to a reasonably possible change in interest rates, with all other variables held constant, of the Group's loss before tax (through the impact on deposits with banks and floating rate borrowings). There is no impact on the Group's equity, except on the retained profits.

	Increase/ (decrease) in basis points	Increase/ (decrease) in loss before tax HK\$'000
2021		
HK\$	50	989
RMB	50	(982)
HK\$	(50)	(989)
RMB	(50)	982
	<u>50</u>	<u>989</u>
	<u>(50)</u>	<u>(982)</u>
	Increase/ (decrease) in basis points	Increase/ (decrease) in loss before tax HK\$'000
2020		
HK\$	50	893
RMB	50	(830)
HK\$	(50)	(893)
RMB	(50)	830
	<u>50</u>	<u>893</u>
	<u>(50)</u>	<u>(830)</u>

Notes to Financial Statements

Year ended 31 December 2021

40. FINANCIAL RISK MANAGEMENT OBJECTIVES AND POLICIES (continued)

Foreign currency risk

The Group has transactional currency exposures. Those exposures arise from sales or purchases by operating units in currencies other than the units' functional currencies. The Group's main operating subsidiaries are located in Hong Kong and Mainland China and the Group's sales and purchases were mainly conducted in HK\$ and RMB. The Group also has significant investments in Mainland China and its consolidated statement of financial position, with a portion of its bank deposits, trade receivables and trade and bills payables denominated in currencies other than the functional currencies of the operating subsidiaries, can be affected by movements in the exchange rate between HK\$ and RMB.

The following table demonstrates the sensitivity at the end of the reporting period to a reasonably possible change in the RMB exchange rate, with all other variables held constant, of the Group's loss before tax (due to changes in the fair value of monetary assets and liabilities).

	Increase/ (decrease) in RMB rate %	Increase/ (decrease) in loss before tax HK\$'000
2021		
If HK\$ weakens against RMB	5	(1,189)
If HK\$ strengthens against RMB	(5)	1,189
	<u>5</u>	<u>(1,189)</u>
	Increase/ (decrease) in RMB rate %	Increase/ (decrease) in loss before tax HK\$'000
2020		
If HK\$ weakens against RMB	5	(1,644)
If HK\$ strengthens against RMB	(5)	1,644
	<u>5</u>	<u>(1,644)</u>

Credit risk

The Group trades only with recognised and creditworthy third parties. It is the Group's policy that all customers who wish to trade on credit terms are subject to credit verification procedures and cash collateral may be required. In addition, receivable balances are monitored on an ongoing basis and the Group's exposure to bad debts is not significant.

Notes to Financial Statements

Year ended 31 December 2021

40. FINANCIAL RISK MANAGEMENT OBJECTIVES AND POLICIES (continued)

Maximum exposure and year-end staging

The table below shows the credit quality and the maximum exposure to credit risk based on the Group's credit policy, which is mainly based on past due information unless other information is available without undue cost or effort, and year-end staging classification as at 31 December. The amounts presented are gross carrying amounts for financial assets.

As at 31 December 2021

	12-month ECLs	Lifetime ECLs			Total HK\$'000
	Stage 1 HK\$'000	Stage 2 HK\$'000	Stage 3 HK\$'000	Simplified approach HK\$'000	
Trade receivables*	–	–	–	486,637	486,637
Bills receivable					
– Normal**	19,110	–	–	–	19,110
Financial assets included in prepayments, deposits and other receivables					
– Normal**	5,538	–	–	–	5,538
Pledged deposits					
– Not yet past due	42,308	–	–	–	42,308
Cash and cash equivalents					
– Not yet past due	196,094	–	–	–	196,094
	263,050	–	–	486,637	749,687

As at 31 December 2020

	12-month ECLs	Lifetime ECLs			Total HK\$'000
	Stage 1 HK\$'000	Stage 2 HK\$'000	Stage 3 HK\$'000	Simplified approach HK\$'000	
Trade receivables*	–	–	–	422,790	422,790
Bills receivable					
– Normal**	23,476	–	–	–	23,476
Financial assets included in prepayments, deposits and other receivables					
– Normal**	6,615	–	–	–	6,615
Cash and cash equivalents					
– Not yet past due	236,412	–	–	–	236,412
	266,503	–	–	422,790	689,293

* For trade receivables to which the Group applies the simplified approach for impairment, information based on the provision matrix is disclosed in note 21 to the financial statements.

** The credit quality of the bills receivable and financial assets included in prepayments, deposits and other receivables is considered to be "normal" when they are not past due and there is no information indicating that the bills receivable and financial assets had a significant increase in credit risk since initial recognition. Otherwise, the credit quality of the bills receivable and financial assets is considered to be "doubtful".

Notes to Financial Statements

Year ended 31 December 2021

40. FINANCIAL RISK MANAGEMENT OBJECTIVES AND POLICIES (continued)

Liquidity risk

The Group's objective is to maintain a balance between continuity of funding and flexibility through the use of bank borrowings. The Group's policy is to regularly monitor the current and expected liquidity requirements, to ensure that it maintains sufficient reserves of cash and available banking facilities to meet its liquidity requirements in the short and longer terms.

The maturity profile of the Group's financial liabilities as at the end of the reporting period, based on the contractual undiscounted payments, is as follows:

	On demand or within one year HK\$'000	In the second to fifth years HK\$'000	Total HK\$'000
2021			
Trade and bills payables	352,404	–	352,404
Financial liabilities included in other payables and accruals	34,689	–	34,689
Interest-bearing bank borrowings*	216,077	–	216,077
Lease liabilities	2,794	713	3,507
	<u>605,964</u>	<u>713</u>	<u>606,677</u>
	On demand or within one year HK\$'000	In the second to fifth years HK\$'000	Total HK\$'000
2020			
Trade payables	224,530	–	224,530
Financial liabilities included in other payables and accruals	34,187	–	34,187
Interest-bearing bank borrowings*	215,301	–	215,301
Lease liabilities	3,007	1,801	4,808
	<u>477,025</u>	<u>1,801</u>	<u>478,826</u>

Notes to Financial Statements

Year ended 31 December 2021

40. FINANCIAL RISK MANAGEMENT OBJECTIVES AND POLICIES (continued)

Liquidity risk (continued)

* Included in the above interest-bearing bank borrowings of the Group are bank loans with an aggregate carrying amount as at 31 December 2021 of HK\$216,077,000 (2020: HK\$215,301,000), the banking facility letters of which contain a repayment on-demand clause giving the creditor banks of the bank loans the right to call in the bank loans at any time. Accordingly, for the purpose of the above maturity profile, the contractual undiscounted payment of such bank loans of the Group are classified as "on demand or within one year".

In accordance with the terms of the bank loans which contain a repayment on demand clause, the maturity profile of those loans as at 31 December, based on the contractual undiscounted payments and ignoring the effect of any repayment on demand clause, is as follows:

	On demand or within one year HK\$'000	In the second to fifth years HK\$'000	Total HK\$'000
31 December 2021	153,653	66,705	220,358
31 December 2020	158,530	61,174	219,704

Notwithstanding the above clause, the Directors do not believe that such bank loans will be called in their entirety within 12 months at the end of the reporting period and they consider that the loans will be repaid in accordance with the maturity dates as set out in the banking facility letters. This evaluation was made considering: the financial position of the Group at the date of approval of the financial statements, the lack of events of defaults, and the fact that the Group has made all previously scheduled repayments on time.

Capital management

The primary objectives of the Group's capital management are to safeguard the Group's ability to continue as a going concern and to maintain healthy capital ratios in order to support its business and maximise shareholders' value.

The Group manages its capital structure and makes adjustments to it in light of changes in economic conditions. To maintain or adjust the capital structure, the Group may adjust the dividend payment to shareholders, return capital to shareholders or issue new shares. No changes were made in the objectives, policies or processes for managing capital during the years ended 31 December 2021 and 2020.

The Group monitors capital using a gearing ratio, which is bank borrowings divided by the equity attributable to owners of the parent. The gearing ratios as at the end of the reporting periods were as follows:

	2021 HK\$'000	2020 HK\$'000
Bank borrowings	216,077	215,301
Equity attributable to owners of the parent	529,576	580,395
Gearing ratio	40.8%	37.1%

Notes to Financial Statements

Year ended 31 December 2021

41. STATEMENT OF FINANCIAL POSITION OF THE COMPANY

Information about the statement of financial position of the Company at the end of the reporting period is as follows:

	2021 HK\$'000	2020 HK\$'000
NON-CURRENT ASSET		
Investment in a subsidiary	27,094	27,094
CURRENT ASSETS		
Prepayments	633	344
Loan to a subsidiary	128,833	127,883
Due from subsidiaries	60,581	58,718
Cash and cash equivalents	10,629	14,840
Total current assets	200,676	201,785
CURRENT LIABILITIES		
Other payables and accruals	1,953	1,468
Due to fellow subsidiaries	895	872
Total current liabilities	2,848	2,340
NET CURRENT ASSETS	197,828	199,445
Net assets	224,922	226,539
EQUITY		
Issued capital	100,000	100,000
Reserves (note)	124,922	126,539
Total equity	224,922	226,539

Notes to Financial Statements

Year ended 31 December 2021

41. STATEMENT OF FINANCIAL POSITION OF THE COMPANY (continued)

Note:

A summary of the Company's reserves is as follows:

	Share premium account HK\$'000	Contributed surplus HK\$'000	Retained profit/ (accumulated losses) HK\$'000	Total HK\$'000
At 1 January 2020	94,614	27,094	(37,437)	84,271
Total comprehensive income for the year	–	–	52,268	52,268
Final 2019 dividend declared and paid	–	(10,000)	–	(10,000)
At 31 December 2020 and 1 January 2021	94,614	17,094	14,831	126,539
Total comprehensive income for the year	–	–	8,383	8,383
Final 2020 dividend declared and paid	–	–	(10,000)	(10,000)
At 31 December 2021	94,614	17,094	13,214	124,922

42. APPROVAL OF THE FINANCIAL STATEMENTS

The financial statements were approved and authorised for issue by the board of Directors on 30 March 2022.

Schedule of Principal Properties

31 December 2021

INVESTMENT PROPERTIES

Location	Percentage of interest in property attributable to the Group	Type of existing leasehold	Existing Use
Nos. 3889 and 3899 Waiqingsong Highway Qingpu District Shanghai the PRC	100	Medium term	Industrial
22 Jinshui Road Xuzhou Economic Development Zone Xuzhou Jiangsu Province the PRC	100	Medium term	Industrial

Glossary

AC Chairlady	The chairlady of the Audit Committee
AC or Audit Committee	The audit committee of the Board
AGM	Annual general meeting of the Company
Articles	The articles of association of the Company
Board	The board of Directors
CG Code	Corporate Governance Code contained in Appendix 14 to the Listing Rules
Chairman	The chairman of the Company
China Paint (1932)	The China Paint Manufacturing Company (1932) Limited, a wholly-owned subsidiary of the Company
China Paint (Shenzhen)	The China Paint Manufacturing (Shenzhen) Co., Ltd. (中華製漆(深圳)有限公司), a wholly-owned subsidiary of the Company
China Paint (Xinfeng)	The China Paint Mfg. Co., (Xinfeng) Ltd. (中華製漆(新豐)有限公司), a wholly-owned subsidiary of the Company
Company	CPM Group Limited
Company Secretary	The company secretary of the Company
COVID-19	Coronavirus Disease 2019
Director(s)	The director(s) of the Company
Group	The Company and its subsidiaries
Hong Kong	The Hong Kong Special Administrative Region of the PRC
Hubei Giraffe	Hubei Giraffe Paint Mfg. Co., Ltd. (湖北長頸鹿製漆有限公司), a non-wholly owned subsidiary of the Company
Invested Entity	Any entity in which any member of the Group holds any equity interest
Listing Rules	Rules Governing the Listing of Securities on the Stock Exchange
Managing Director	The managing director of the Company
Model Code	Model Code for Securities Transactions by Directors of Listed Issuers contained in Appendix 10 to the Listing Rules
NC Chairlady	The chairlady of the Nomination Committee

Glossary

NC or Nomination Committee	The nomination committee of the Board
PRC	The People's Republic of China
RC Chairlady	The chairlady of the Remuneration Committee
RC or Remuneration Committee	The remuneration committee of the Board
SFO	Securities and Futures Ordinance (Chapter 571 of the Laws of Hong Kong)
Share(s)	Ordinary share(s) of HK\$0.10 each in the capital of the Company
Share Option Scheme	The share option scheme adopted by the Company on 4 June 2020
Shareholder(s)	Shareholder(s) of the Company
Stock Exchange	The Stock Exchange of Hong Kong Limited
substantial shareholder(s)	has the meaning as defined in the Listing Rules
Zhongshan Yongcheng	中山市永成化工有限公司 (Zhongshan Yongcheng Chemical Co., Ltd.*), a wholly-owned subsidiary of the Company

* For identification purpose only



中漆集團有限公司
CPM GROUP LIMITED