



沪港联合

Hong Kong Shanghai Alliance Holdings Limited

滬港聯合控股有限公司

(Incorporated in Bermuda with limited liability)

(於百慕達註冊成立之有限公司)

Stock Code 股票代號 : 1001



中港汇  Central Park

2021/22
ANNUAL REPORT 年報

CONTENTS

目錄

Corporate Information 公司資料	2
Highlights 摘要	4
Five-Year Financial Summary 五年財務摘要	5
Chairman's Statement 主席報告書	7
Management Discussion and Analysis 管理層討論及分析	12
Corporate Governance Report 企業管治報告	30
Report of the Directors 董事會報告	54
Profile of Directors and Senior Management 董事及高級管理人員履歷	71
Independent Auditor's Report 獨立核數師報告	75
Consolidated Income Statement 綜合損益表	82
Consolidated Statement of Comprehensive Income 綜合全面損益表	83
Consolidated Statement of Financial Position 綜合財務狀況表	84
Consolidated Statement of Changes in Equity 綜合權益變動表	86
Consolidated Statement of Cash Flows 綜合現金流量表	88
Notes to the Consolidated Financial Statements 綜合財務報表附註	90

CORPORATE INFORMATION

公司資料

BOARD OF DIRECTORS

Executive Directors

Mr. Yao Cho Fai Andrew
(Chairman and Chief Executive Officer)
Mr. Lau Chi Chiu

Independent Non-executive Directors

Mr. Tam King Ching Kenny
Mr. Xu Lin Bao
Mr. Yeung Wing Sun Mike
Mr. Li Yinquan

EXECUTIVE COMMITTEE

Mr. Yao Cho Fai Andrew (Chairman)
Mr. Lau Chi Chiu

AUDIT COMMITTEE

Mr. Tam King Ching Kenny (Chairman)
Mr. Xu Lin Bao
Mr. Yeung Wing Sun Mike
Mr. Li Yinquan

REMUNERATION COMMITTEE

Mr. Xu Lin Bao (Chairman)
Mr. Yao Cho Fai Andrew
Mr. Tam King Ching Kenny
Mr. Li Yinquan

NOMINATION COMMITTEE

Mr. Yao Cho Fai Andrew (Chairman)
Mr. Tam King Ching Kenny
Mr. Xu Lin Bao
Mr. Yeung Wing Sun Mike

AUTHORISED REPRESENTATIVES

Mr. Yao Cho Fai Andrew
Ms. Wong Yuen Sze

COMPANY SECRETARY

Ms. Wong Yuen Sze

AUDITOR

PricewaterhouseCoopers
Certified Public Accountants and
Registered Public Interest Entity Auditors

董事會

執行董事

姚祖輝先生
(主席兼首席執行官)
劉子超先生

獨立非執行董事

譚競正先生
徐林寶先生
楊榮燊先生
李引泉先生

執行委員會

姚祖輝先生(主席)
劉子超先生

審核委員會

譚競正先生(主席)
徐林寶先生
楊榮燊先生
李引泉先生

薪酬委員會

徐林寶先生(主席)
姚祖輝先生
譚競正先生
李引泉先生

提名委員會

姚祖輝先生(主席)
譚競正先生
徐林寶先生
楊榮燊先生

授權代表

姚祖輝先生
黃婉詩女士

公司秘書

黃婉詩女士

核數師

羅兵咸永道會計師事務所
執業會計師及
註冊公眾利益實體核數師



PRINCIPAL BANKERS

Bank of China (Hong Kong) Limited
Bank of Communications Co., Ltd.
China Construction Bank Corporation Limited
Chong Hing Bank Limited
CTBC Bank Co., Ltd.
Dah Sing Bank, Limited
Industrial and Commercial Bank of China Limited
Shanghai Commercial Bank Limited
United Overseas Bank Limited

REGISTERED OFFICE

Clarendon House
2 Church Street
Hamilton HM11
Bermuda

PRINCIPAL PLACE OF BUSINESS IN HONG KONG

Rooms 1103-05, 11th Floor
East Town Building
41 Lockhart Road
Wanchai, Hong Kong

Website : <http://www.hkshalliance.com>
E-mail Address : enquiry@hkshalliance.com

SHARE REGISTRARS AND TRANSFER OFFICES

Principal Registrar

MUFG Fund Services (Bermuda) Limited
4th floor North
Cedar House
41 Cedar Avenue
Hamilton HM 12
Bermuda

Hong Kong Branch Registrar

Computershare Hong Kong Investor Services Limited
Shops 1712-1716, 17th Floor
Hopewell Centre
183 Queen's Road East
Wanchai, Hong Kong

STOCK CODE

1001

主要往來銀行

中國銀行(香港)有限公司
交通銀行股份有限公司
中國建設銀行股份有限公司
創興銀行有限公司
中國信託商業銀行股份有限公司
大新銀行有限公司
中國工商銀行股份有限公司
上海商業銀行有限公司
大華銀行有限公司

註冊辦事處

Clarendon House
2 Church Street
Hamilton HM11
Bermuda

香港主要營業地點

香港灣仔
駱克道41號
東城大廈
11樓1103-05室

網址 : <http://www.hkshalliance.com>
電子郵箱 : enquiry@hkshalliance.com

股份過戶及登記處

主要過戶處

MUFG Fund Services (Bermuda) Limited
4th floor North
Cedar House
41 Cedar Avenue
Hamilton HM 12
Bermuda

香港過戶分處

香港中央證券登記有限公司
香港灣仔
皇后大道東183號
合和中心
17樓1712-1716號舖

股票代號

1001

HIGHLIGHTS

摘要

FINANCIAL HIGHLIGHTS

For the year ended 31st March

財務摘要

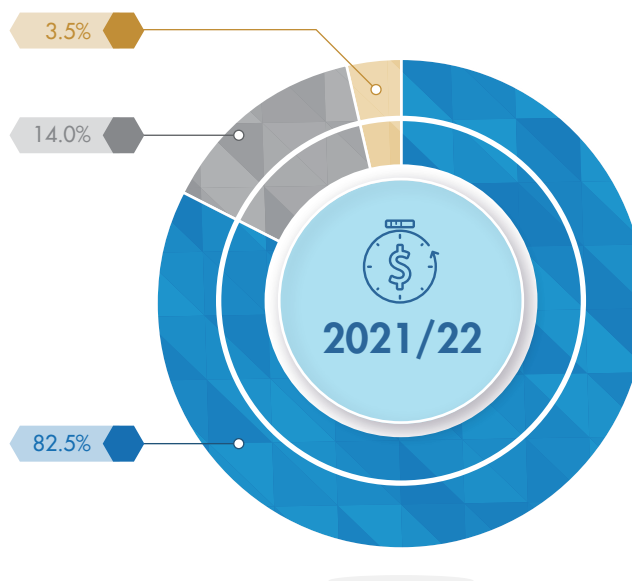
截至三月三十一日止年度

		2022 二零二二年 HK\$ million 百萬港元	2021 二零二一年 HK\$ million 百萬港元	Change 變動
Revenue	收入	2,807.9	2,073.6	+35.4%
Gross profit	毛利	339.7	253.0	+34.3%
Operating profit	經營溢利	157.0	96.0	+63.5%
Profit for the year	年內溢利	63.4	3.8	+1,559.4%
Profit attributable to owners of the Company	本公司擁有人 應佔溢利	65.5	1.7	+3,815.3%
Basic earnings per ordinary share (HK cent)	每股普通股基本盈利 (港仙)	10.22	0.26	+3,830.8%
Interim dividend per ordinary share (HK cent)	每股普通股中期股息 (港仙)	1.50	—	N/A 不適用
Proposed final dividend per ordinary share (HK cent)	建議每股普通股末期股息 (港仙)	1.50	—	N/A 不適用
Special dividend per ordinary share (HK cent)	每股普通股特別股息 (港仙)	—	1.00	N/A 不適用
Gross profit margin	毛利率	12.1%	12.2%	-0.1 p.p.百分點
Operating profit margin	經營溢利率	5.6%	4.6%	+1.0 p.p.百分點
Net profit margin	淨溢利率	2.3%	0.2%	+2.1 p.p.百分點

REVENUE BY LINES OF BUSINESS

各項業務之收入

- Steels Distribution and Processing Business
鋼鐵分銷及加工業務
- Building Products Distribution Business
建築材料分銷業務
- Property Investment and Fund Management
Business
房地產投資及基金運營業務



FIVE-YEAR FINANCIAL SUMMARY

五年財務摘要

The following is a summary of the audited consolidated financial statements of Hong Kong Shanghai Alliance Holdings Limited (the “Company”) and its subsidiaries (collectively, the “Group”) for the respective years as hereunder stated.

以下為滬港聯合控股有限公司(「本公司」)及其附屬公司(統稱「本集團」)於下列各年度之經審核綜合財務報表概要。

CONSOLIDATED INCOME STATEMENT

綜合損益表

		Year ended 31st March 2022 截至 二零二二年 三月三十一日 止年度 HK\$'000 千港元	Year ended 31st March 2021 截至 二零二一年 三月三十一日 止年度 HK\$'000 千港元	Year ended 31st March 2020 截至 二零二零年 三月三十一日 止年度 HK\$'000 千港元	Year ended 31st March 2019 截至 二零一九年 三月三十一日 止年度 HK\$'000 千港元	Year ended 31st March 2018 截至 二零一八年 三月三十一日 止年度 HK\$'000 千港元
Revenue	收入	2,807,900	2,073,632	2,325,031	2,882,605	3,032,852
Operating profit/(loss)	經營溢利/(虧損)	156,992	96,000	4,812	74,268	(90,680)
Net finance costs	淨財務費用	(61,436)	(62,914)	(78,400)	(75,718)	(65,698)
Share of results of investments accounted for using equity method – net	應佔按權益法入賬之投資之業績 – 淨額	(12,550)	(19,724)	(12,947)	19,276	14,366
Profit/(loss) before income tax	除所得稅前溢利/(虧損)	83,006	13,362	(86,535)	17,826	(142,012)
Income tax (expense)/credit	所得稅(支出)/抵免	(19,567)	(9,539)	(1,616)	(13,447)	1,772
Profit/(loss) for the year	年度溢利/(虧損)	63,439	3,823	(88,151)	4,379	(140,240)
Attributable to:	應佔：					
– Owners of the Company	– 本公司擁有人	65,503	1,673	(90,309)	13,888	(147,712)
– Non-controlling interests	– 非控制性權益	(2,064)	2,150	2,158	(9,509)	7,472
		63,439	3,823	(88,151)	4,379	(140,240)
Dividends	股息	19,212	6,412	—	12,825	10,057

FIVE-YEAR FINANCIAL SUMMARY

五年財務摘要

CONSOLIDATED STATEMENT OF FINANCIAL POSITION

綜合財務狀況表

		As at 31st March 2022 於二零二二年 三月三十一日 HK\$'000 千港元	As at 31st March 2021 於二零二一年 三月三十一日 HK\$'000 千港元	As at 31st March 2020 於二零二零年 三月三十一日 HK\$'000 千港元	As at 31st March 2019 於二零一九年 三月三十一日 HK\$'000 千港元	As at 31st March 2018 於二零一八年 三月三十一日 HK\$'000 千港元
Non-current assets	非流動資產	1,966,749	1,881,726	1,792,413	1,907,672	1,604,281
Current assets	流動資產	1,401,472	1,079,044	940,636	1,088,949	1,527,607
Current liabilities	流動負債	(1,374,122)	(1,065,294)	(857,014)	(1,070,938)	(1,350,186)
Non-current liabilities	非流動負債	(879,871)	(886,968)	(959,267)	(812,247)	(694,261)
Net assets	資產淨額	1,114,228	1,008,508	916,768	1,113,436	1,087,441
Equity:	權益：					
Share capital	股本	64,041	64,123	64,123	64,123	64,055
Reserves	儲備	926,794	823,598	741,722	926,223	993,648
Capital and reserves attributable to owners of the Company	本公司擁有人應佔股本及儲備	990,835	887,721	805,845	990,346	1,057,703
Non-controlling interests	非控制性權益	123,393	120,787	110,923	123,090	29,738
Total equity	權益總額	1,114,228	1,008,508	916,768	1,113,436	1,087,441

CHAIRMAN'S STATEMENT 主席報告書

Strengthen core capabilities
while fulfilling corporate
social responsibility
深耕現有業務，
實踐企業社會責任



Yao Cho Fai Andrew

Chairman
姚祖輝
主席

Dear Shareholders,

On behalf of the board of directors (the “Board”) of Hong Kong Shanghai Alliance Holdings Limited and its subsidiaries (collectively, the “Group”), I am pleased to present you the audited consolidated results for the year ended 31st March 2022 (the “Year”).

各位股東：

本人謹代表滬港聯合控股有限公司及其附屬公司（統稱「本集團」）董事會（「董事會」），欣然提呈截至二零二二年三月三十一日止年度（「本年度」）之經審核綜合業績。

CHAIRMAN'S STATEMENT

主席報告書

Over the past year, the business environment continued to be unpredictable and challenging. The sporadic COVID-19 outbreak has brought significant disruptions to the global supply chain. Compounded by the recent geopolitical tension, that has led to a drastic change in the commodity market, which in turn, putting notable cost pressure on our Steels Distribution and Processing Business. The subsequent social distancing measures in Hong Kong and Macau also restricted retail and commercial sales of sanitary ware; whereas in Shanghai, the commercial property market also suffered from worsening occupancy and rent rate, as well as deteriorating investment appetite, at the time of lockdown.

Yet, despite facing such strong headwinds, we believe the Group has displayed exemplary agility and awareness to counter the “new normal”.

Our proven and refined steel procurement strategy was able to protect margins and ensure project deliveries even at the darkest times. Riding on our market-leading position, we also saw a much higher adoption rate for our offsite rebar processing services, laying a solid foundation for future revenue growth and margin enhancement.

On the other hand, we were able to gain notable orders for our Building Products Distribution Business in Hong Kong and Macau. We also invested in research and development by collaborating with a Hong Kong start-up which specialises in AIoT Smart Toilet Solutions. The combination of “Product+Service” should offer great value to property developers and management companies, which will help us to boost client acquisition, increase customer stickiness, and improve sales in the medium-term.

For our Property Investment and Fund Management Business in Shanghai, tenant acquisition work was able to continue at pace, and our Central Park • Huangpu was able to complete its revitalisation work, achieving a satisfactory increase in occupancy and rent rates during the Year. We also made attempts in redesigning and refitting our office space, so that potential tenants can efficiently and cost-effectively moving into our properties, allowing us to capture opportunities once the market rebounds.

過去一年，營商環境難以預測亦極具挑戰。2019冠狀病毒病疫情反覆，嚴重打擊了全球供應鏈運作，加上近期地緣政治局勢緊張，大宗商品市場因而出現劇烈震盪，使我們的鋼鐵分銷及加工業務承受著不少成本壓力。另一方面，香港和澳門的社交距離措施限制了衛浴潔具的零售和分銷表現；上海商廈市場亦在封鎖期間受到一定打擊，出租率、租金水平以至投資意慾均呈下降趨勢。

儘管面對如此逆境，我們相信本集團已展現出極佳的市場洞察力及應變能力，以應對「新常態」。

其中，我們行之有效的鋼材採購策略，使我們在最艱難的時期仍能維持理想的利潤水平及確保產品如期交付。憑藉我們的市場領先地位，我們的場外鋼筋加工服務亦日漸受市場青睞，使用率得以大大提高，為未來收入增長和利潤率提升奠定了堅實的基礎。

另一方面，我們在香港和澳門的建築材料分銷業務得以穩步發展，取得不少新訂單。我們亦透過與一家專門從事AIoT智能洗手間解決方案的香港初創企業合作以投資研發項目。我們相信，「產品+服務」的結合有望為房地產開發商和物管公司帶來巨大價值，此解決方案將有助我們在短中期開發新客戶，提升客戶黏性及提升銷售表現。

於上海的房地產投資及基金運營業務方面，本年度的招租工作繼續穩步推進，我們的中港匯•黃浦的翻新工程亦圓滿收官，實現了可觀的出租率和租金增長。我們亦作出了新嘗試，重新設計和改裝我們的辦公空間，藉以減低潛在租戶遷入所需的時間及經濟成本，有助我們更好地把握市場復甦所帶來的機遇。

We also aimed to do good while doing well. As a responsible corporate citizen, we have devoted much effort in aiding the fight against the new wave of COVID-19. In Hong Kong, we supplied high-quality, tested, and readily available rebar for the construction of community isolation and treatment facilities. In Shanghai, we also provided accommodation for medical personnel through a hotel under one of our managed properties. In addition to our effort on COVID-19, we also strive to reduce our carbon footprint and contribute to the future, by partnering with a green equipment company for the installation of solar panels at our Tsing Yi plant.

Looking ahead, we believe there are reasons to be optimistic. In the case of Hong Kong, the construction industry is steadily recuperating from the impacts of COVID-19. We saw an increasing efficiency in civil projects approval, while private projects were also making strides as investment sentiment recovered. Along with the establishment of the National Security Law, as well as the succession of a new Chief Executive and government, Hong Kong is expected to enter a new stage of stability and development, laying a solid foundation for future construction projects.

In Shanghai, the COVID-19-induced lockdown has recently come to a close. Although it remains to be seen on how soon Shanghai can fully recover, we believe it continues to be an attractive proposition, with its unique positioning as one of best international business hubs in Mainland China remains intact even under COVID-19. To be better prepared for the changing demand in commercial properties, our property management team shall work closely with our tenants and customers, so that our workspace can best facilitate the new modes of working.

Overall, we are grateful with our financial performance during the Year. I would like to take this opportunity to express my sincere gratitude to our business partners, staff and shareholders for their trust and support. We will continue to take our business to new heights and generate greater values for our shareholders and the greater community in the future.

Yao Cho Fai Andrew
Chairman

Hong Kong, 29th June 2022

我們在做好業績的同時亦致力行善。作為負責任的企業公民，我們積極協助各界抗擊新一波2019冠狀病毒病疫情。在香港，我們為社區隔離及治療設施提供了優質、經測試及可即時使用的預製鋼筋產品。在上海，我們為醫護人員提供了舒適與便捷，安排他們入住我們其中一個在管的房地產項目轄下的一間酒店。除了我們在抵禦2019冠狀病毒病的努力外，我們亦與一家綠色能源設備公司合作，為我們青衣廠房加裝太陽能發電板，致力減少我們的碳足跡，為未來出一分力。

展望未來，我們仍持審慎樂觀態度。就香港市場而言，建造業正逐步走出2019冠狀病毒病的陰霾，公營項目審批效率不斷提高，私營項目亦因投資意慾恢復而穩步回升。相信隨著《港區國安法》的落實，以及新一屆行政長官及管治團隊的接任，香港有望進入穩定發展的新局面，未來基建項目將有序推進。

上海近日結束因2019冠狀病毒病而實施的封控措施。雖然距離全面復甦或許仍有一段時間，我們相信上海即使受到疫情的衝擊，其作為中國大陸國際商貿中心的地位依然屹立不倒，仍有其獨特的吸引力。為迎合企業對上海商業房地產不斷轉變的需求，我們的物業管理團隊將與租戶及客戶維持緊密合作，使我們的工作空間更切合新的工作模式。

整體而言，我們樂見本年度財務表現理想。藉此機會，我衷心感謝我們的業務夥伴、員工和股東對我們的信任和支持。我們將繼續推進業務發展，謀求突破，為我們的股東和社會創造更大價值。

姚祖輝
主席

香港，二零二二年六月二十九日



Central Park • Huangpu, a 53-storey building
located at Huangpu District, Shanghai
中港匯•黃浦為樓高53層的大樓，位於上海黃浦區




New initiatives to drive business growth in the post-pandemic era 以新方法及新思維 捕捉後疫情時代的市場機遇

OVERVIEW

During FY2021/22 (the “Year”), the Novel Coronavirus (“COVID-19”) pandemic has unfortunately persisted, and the subsequent infection control measures in Hong Kong and Shanghai have restricted both infrastructure projects development as well as rebound of consumption activities. Together with rising inflation, growing difficulties in global supply chain, and the regional conflict which severely disrupted the global steel and energy supply and demand, these have all posed significant challenges to the Group’s daily operation and financial performance, particularly in the fourth quarter of the Year. Nonetheless, as economies slowly adapted to the “new normal”, construction projects in Hong Kong and Macau, whether private or public, have demonstrated a gradual yet sustainable rebound in demand, while the Shanghai office market is also regaining momentum. In tandem with the Group’s unremitting effort in steel sourcing, improving steels processing efficiency and asset management capability, the Group was able to deliver another set of encouraging results for the Year.

概覽

二零二一／二二財政年度（「本年度」），新型冠狀病毒病（「2019冠狀病毒病」）疫情不幸持續，香港及上海採取的防疫措施一定程度上限制了基礎設施項目的發展及消費活動的復甦。加上通脹升溫、全球供應鏈遭遇越來越多挑戰以及地區衝突嚴重擾亂全球鋼鐵及能源供需，這些因素均對本集團的日常營運及財務業績，尤其是在本年度的第四季度，帶來了重大挑戰。儘管如此，隨著經濟逐漸適應「新常態」，香港及澳門的公私營建築項目呈穩步回升趨勢，上海商廈市場亦出現回暖跡象。加上本集團在鋼材採購、提升鋼材加工效率及資產管理能力方面的戮力下，本年度得以再度交出滿意的成績。



During the Year, revenue increased from approximately HK\$2,073.6 million for the same period last year, to approximately HK\$2,807.9 million for the Year, representing a year-on-year growth of 35.4%, mainly attributable to the increase in steel price as well as the surge in order delivery from our Steels Distribution and Processing Business (formerly known as Construction Materials Business). In line with the increase in revenue, gross profit increased from approximately HK\$253.0 million to approximately HK\$339.7 million, with gross profit margin maintained at approximately 12.1% (FY2020/21: approximately 12.2%), as a result of the Group's proven procurement strategy and increasing processing efficiency. Profit attributable to owners of the Company reached approximately HK\$65.5 million, representing a significant increase of 38.2 times as compared with same period last year.

In terms of business segments, whilst Property Investment and Fund Management Business (formerly known as Property Investment and Project Management Business) remained resilient, Steels Distribution and Processing Business and Building Products Distribution Business (formerly known as Building and Design Solutions Business) have achieved encouraging results during the Year, with an increase in segment profit before income tax of approximately 117.1% and 25.9% respectively.

For the Year, the basic earnings per ordinary share was HK10.22 cents, as compared with HK0.26 cent in last year.

The Group also strived to do good while doing well. During the Year, the Group joined hands with local communities to fight against the pandemic in Hong Kong and Shanghai. Its reinforcing bar processing plant in Tsing Yi has supplied high-quality, tested, and prefabricated rebar for the construction of community isolation and treatment facilities. The Pullman Shanghai Skyway Hotel located in its Central Park • Huangpu, Shanghai also served as an accommodation facility for local medical staff.

於本年度，由於我們鋼鐵分銷及加工業務(前稱建築材料業務)的訂單交付量大幅增加，加上鋼材價格上漲，收入由去年同期約2,073.6百萬港元增加至本年度約2,807.9百萬港元，同比增長35.4%。毛利由約253.0百萬港元增加至約339.7百萬港元，與收入增長大致同步。隨著本集團的採購策略發揮功效且加工效率不斷提高，毛利率保持在約12.1% (二零二零／二一財年：約12.2%)。本公司擁有人應佔溢利達至約65.5百萬港元，較去年同期大幅增加38.2倍。

就業務板塊而言，房地產投資及基金運營業務(前稱房地產投資及項目管理業務)整體維持平穩，鋼鐵分銷及加工業務以及建築材料分銷業務(前稱建築產品及設計方案業務)亦於本年度取得了令人鼓舞的業績，分部除所得稅前溢利分別增長約117.1%及25.9%。

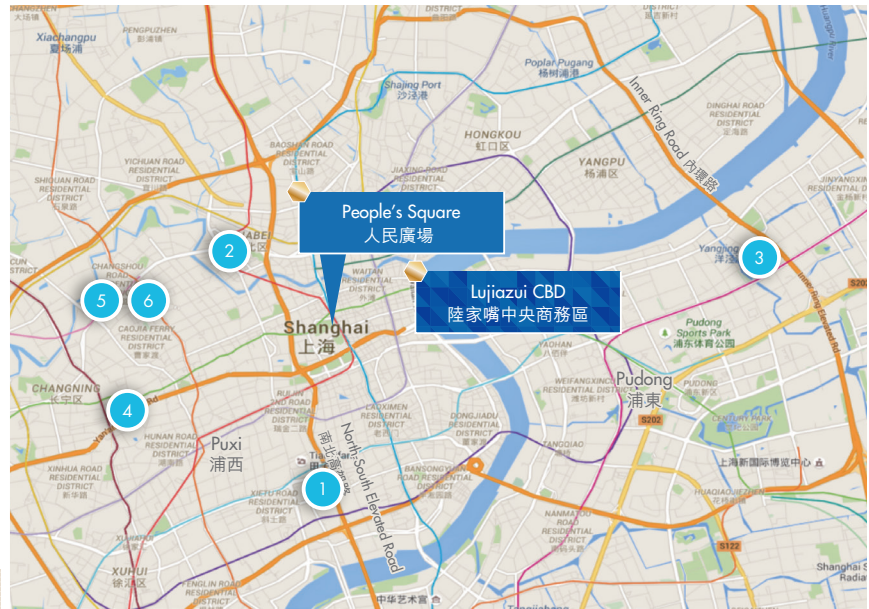
本年度，每股普通股基本盈利為10.22港仙，而去年為0.26港仙。

在推進業務發展的同時，本集團在社區工作亦不遺餘力。於本年度，本集團與香港及上海的當地社區攜手對抗疫情，其於青衣的鋼筋加工廠為社區隔離及治療設施提供了優質、經測試及可即時使用的預製鋼筋產品，而位處於上海中港匯•黃浦的斯格威鉑爾曼大酒店亦成為了當地醫護人員的住宿設施。

MANAGEMENT DISCUSSION AND ANALYSIS

管理層討論及分析

Our track record in Shanghai 我們於上海的彪炳往績



中港匯 • 黃浦
Central Park • Huangpu
黃浦區 Huangpu District

辦公樓及酒店綜合體
Office & Hotel Complex



中港匯 • 靜安
Central Park • Jing'an
靜安區 Jing'an District

辦公樓
Office Building



中港匯 • 浦東
Central Park • Pudong
浦東新區 Pudong New District

辦公樓
Office Building



尚泰里
Park Lane
長寧區 Changning District

服務式公寓
Serviced Apartment

於二零一七年九月出售
Disposed in September 2017



中港匯 • 普陀
Central Park • Putuo
普陀區 Putuo District

辦公樓
Office Building

於二零一七年三月出售
Disposed in March 2017



靜安門
The Point Jing'an
靜安區 Jing'an District

辦公樓
Office Building

於二零一四年三月出售
Disposed in March 2014

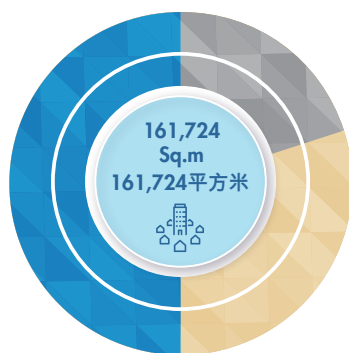
BUSINESS REVIEW

Property Investment and Fund Management Business (formerly known as Property Investment and Project Management Business)

Positioned as a niche market specialist with proven track record in asset revitalisation and value optimisation, the Group's Property Investment and Fund Management Business primarily focuses on the commercial property market in Shanghai, through (i) direct acquisition of commercial properties, with a view to generate sustainable rental and property management fee income and achieving fair value appreciation in the medium-to-long term; and (ii) investing in properties via partnerships or investment funds, where the Group takes an equity stake and acts as a general partner and/or investment manager to earn fee income.

GFA UNDER MANAGEMENT 在管建築面積

- Central Park • Huangpu
中港匯 • 黃浦
- Central Park • Jing'an
中港匯 • 靜安
- Central Park • Pudong
中港匯 • 浦東



The Group embraced its “asset-light” model when developing its property projects. As at 31st March 2022, the Group is managing a total gross floor area (“GFA”) of approximately 161,724 square meters, with asset under management of approximately HK\$9,828.0 million in values. Among the three Central Park projects under management, Central Park • Pudong is wholly-owned by the Group, while it is partnering with leading investment funds for the other two revitalisation projects, namely Central Park • Jing'an and Central Park • Huangpu.

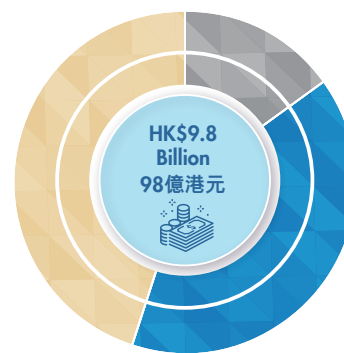
業務回顧

房地產投資及基金運營業務 (前稱房地產投資及項目管理業務)

作為資產活化及價值提升方面的細分市場專家，本集團之房地產投資及基金運營業務專注上海商業房地產市場，並於業內具有良好往績紀錄，通過(i)直接收購房地產項目，以產生可持續租金及物管收入，並於中長期實現公允價值提升；及(ii)以合夥或投資基金形式投資房地產項目，而本集團將作為權益持有人並擔任普通合夥人及／或投資經理，以賺取費用收入。

ASSET UNDER MANAGEMENT 在管資產

- Central Park • Huangpu
中港匯 • 黃浦
- Central Park • Jing'an
中港匯 • 靜安
- Central Park • Pudong
中港匯 • 浦東



本集團在發展其房地產項目時採用了「輕資產」模式。於二零二二年三月三十一日，本集團管理的總建築面積（「建築面積」）約為 161,724 平方米，在管資產價值約為 9,828.0 百萬港元。在管的三個中港匯項目中，中港匯 • 浦東由本集團全資擁有，中港匯 • 靜安及中港匯 • 黃浦兩個優化升級項目則分別與領先的投資基金合作。

MANAGEMENT DISCUSSION AND ANALYSIS

管理層討論及分析

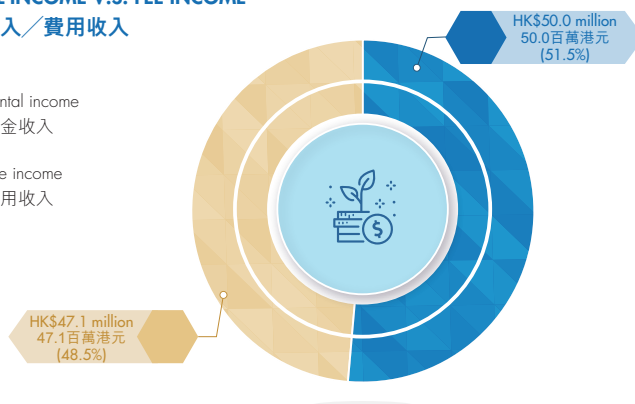
Even though the tightened infection control measures in Shanghai posed momentary impact on the Group's operation and hindered commercial activities like new tenants visits, our property management team in Shanghai was committed to staying in the managed properties and maintaining the necessary supporting services to tenants and customers. Thanks to the improvement in video conferencing facilities and remote working technologies, our leasing team was able to interact with our existing tenants as well as potential tenants without interruptions. For the Year, rental income of our wholly-owned property, Central Park • Pudong, has increased to approximately HK\$50.0 million, representing a 33.1% growth as compared with last year. Also, major revitalisation work of Central Park • Huangpu was completed in September 2021, and tenants have gradually moved into this landmark building located in Huangpu District, Shanghai during the second half of the Year.

儘管上海收緊疫情防控措施對本集團的運營造成了短暫性的影響，新租戶到訪等商業活動亦因而受阻，但我們在上海的物業管理團隊仍致力留守於在管物業，務求為租戶及客戶提供適切的服務。隨著視頻會議設施及遠程工作技術的進步，我們的租賃團隊得以在不受影響的情況下，與我們現有及潛在租戶保持良好互動及溝通。本年度，我們全資擁有的中港匯•浦東的租金收入增加約50.0百萬港元，較去年增長33.1%。此外，中港匯•黃浦的重大優化升級工程已於二零二一年九月完成，租戶陸續於本年度下半年進駐此位於上海市黃浦區的標誌性建築。

RENTAL INCOME V.S. FEE INCOME

租金收入／費用收入

- Rental income
租金收入
- Fee income
費用收入



All in all, the Group's Property Investment and Fund Management Business recorded a profit before income tax of approximately HK\$10.0 million on revenue of approximately HK\$97.1 million for the Year, representing a turnaround from a loss before income tax of approximately HK\$7.6 million on revenue of approximately HK\$94.1 million for the same period last year.

總體而言，本集團的房地產投資及基金運營業務於本年度錄得收入約97.1百萬港元及除所得稅前溢利約10.0百萬港元，相較於去年同期收入約94.1百萬港元及除所得稅前虧損約7.6百萬港元有所好轉。

Building Products Distribution Business (formerly known as Building and Design Solutions Business)

Building Products Distribution Business represents a comprehensive value proposition for architects and designers. It offers an extensive, well-designed, and popular portfolio of branded sanitary wares, fitting and kitchenware products for hotels, residential, shopping malls, airport and commercial buildings, providing full-chain services covering design, installation, logistics and technical support.

Contributed by the notable rebound in renovation projects for commercial buildings and hotels in Hong Kong, as well as the successful order fulfillment for key projects in Macau, the segment achieved a remarkable results for the Year, with profit before income tax increasing by 25.9% to approximately HK\$43.1 million, on revenue of approximately HK\$393.7 million, as compared with a profit before income tax of approximately HK\$34.2 million, on revenue of approximately HK\$313.9 million last year. During the Year, the segment has completed several iconic projects, including the new Phase 3 of Macau Galaxy project, AIRSIDE at Kai Tak as well as the renovation projects for Alexandra House and Central Plaza.

建築材料分銷業務 (前稱建築產品及設計方案業務)

建築材料分銷業務旨在為建築師及設計師提供全面的價值方案。其為酒店、住宅、購物商場、機場及商廈提供種類齊全、設計時尚及受歡迎的品牌衛浴潔具、配件及廚房產品組合，全流程服務涵蓋設計、安裝、物流及技術支援。

由於香港商業大廈及酒店裝修項目數量顯著回升，加上成功交付產品予澳門重點項目，該分部於本年度取得顯著增長，收入約為393.7百萬港元，去年的收入約為313.9百萬港元；除所得稅前溢利亦較去年的約34.2百萬港元增加25.9%至約43.1百萬港元。本年度，該分部已完成多個標誌性項目，包括澳門銀河三期新項目、啟德AIRSIDE以及歷山大廈及中環廣場翻修項目。



TOTO Sanitary Wares
TOTO 衛浴潔具

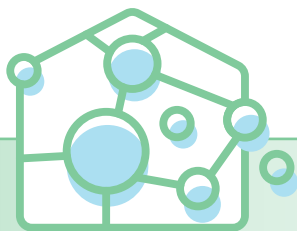


MANAGEMENT DISCUSSION AND ANALYSIS

管理層討論及分析

During the Year, the Group has become a strategic investor as well as one of the distributors of a leading “Smart Toilet Solution” service provider, BluTech IoT, the award winner of the 14th edition of the Hong Kong ICT Awards. Blutech IoT is a startup company focusing on building intelligent AIoT systems used in commercial properties and shopping malls, whose solutions would improve property management efficiency for property owners or management companies. By leveraging the Group’s comprehensive brand portfolio in sanitary ware, together with the AIoT solutions offered by BluTech IoT, the Group is well-positioned to capture the rising demand from the growing hygiene awareness amidst the pandemic, as well as the growing call for high-quality and “smart” property management services.

本年度，本集團成為第14屆香港資訊及通訊科技獎得主及「智能化洗手間解決方案」服務供應商 BluTech IoT 的戰略投資者及分銷商。Blutech IoT 為一家初創企業，專注開發商用物業及購物商場的人工智慧物聯網系統，藉此提高業主或物管公司的管理效率。考慮到疫情期間大眾衛生意識不斷增強，加上優質「智能化」物管服務的殷切需求，本集團相信，憑藉其完善的衛浴潔具品牌組合及 BluTech IoT 的人工智慧物聯網解決方案，未來將有能力抓緊隨之而來的市場機遇。



Smart Toilet Solution
智能化洗手間解決方案




Steels Distribution and Processing Business (formerly known as Construction Materials Business)

Steels Distribution and Processing Business mainly offers construction and industrial steel in Hong Kong and Mainland China. During the Year, the segment continued to face challenges on various fronts, with the COVID-19 pandemic as well as regional conflict both have caused notable disruption to steel supply and demand, thus increasing the volatility of global steel price. Thankfully, the Group’s proven procurement strategy was able to effectively manage the price risk, allowing it to improve its margin. In the case of Hong Kong, as COVID-19 slowly stabilised, there was also an increase in the number of public and private construction projects, laying a solid foundation for profit growth. In particular, its delivery volume has increased by approximately 29% and 8% for its construction steels processing business and construction steels distribution business in Hong Kong, respectively during the Year. All in all, the segment profit before income tax also increased by 117.1% to approximately HK\$88.4 million, on revenue of approximately HK\$2,317.2 million, as compared with a profit before income tax of approximately HK\$40.7 million, on revenue of approximately HK\$1,660.8 million for the same period last year.

鋼鐵分銷及加工業務 (前稱建築材料業務)

鋼鐵分銷及加工業務主要為香港及中國大陸提供建築及工業鋼鐵。於本年度，該業務分部面臨著多方面的挑戰，2019冠狀病毒病疫情及地區衝突使鋼材供需出現明顯變化，全球鋼材價格亦因而出現較大波幅。慶幸的是，本集團行之有效的採購政策可有效控制價格風險，從而提高利潤率。就香港市場而言，隨著2019冠狀病毒病疫情日漸趨緩，公私營建築項目數量亦正在增加，為未來利潤增長打下了堅實的基礎。本年度，香港的建築鋼鐵加工業務及建築鋼鐵分銷業務的交付量分別增長約29%及8%，整體而言，此分部的收入約為2,317.2百萬港元，除所得稅前溢利亦增加117.1%至88.4百萬港元，相較去年同期的收入約為1,660.8百萬港元，除所得稅前溢利約為40.7百萬港元。



Automated Rebar Processing and Assembly Plant
自動化鋼筋加工及裝配廠



The key projects that the Group has participated include both civil infrastructure works and private projects, such as Tseung Kwan O – Lam Tin Tunnel, Shek Wu Hui Effluent Polishing Plant, Water Supplies Department headquarters, hotels project in Cheung Sha Wan, and private residential project in Siu Hong station.

本集團參與的重點公私營基建項目，包括將軍澳一藍田隧道、石湖墟淨水設施、水務署總部、長沙灣的酒店項目及兆康站的私人住宅項目。

OUTLOOK AND FUTURE PLAN

Property Investment and Fund Management Business

Shanghai has made concerted and all-out effort against the current wave of pandemic in the past two months, the COVID-19-induced lockdown has recently come to a close and the impact to the Group's operation in Shanghai was temporary. Although it remains to be seen on how soon Shanghai can fully recover, the Group remains cautiously optimistic over Shanghai's long-term economy growth as well as the growth momentum from the office leasing market upon easing of anti-epidemic restriction measures.

With major renovation work of Central Park • Huangpu being completed, the Group will strive to increase its occupancy rate in the upcoming year, and will work closely with its partners for providing a better workspace for tenants to grow their businesses. The Group will also keep a keen eye on other possible opportunities in Shanghai for property revitalisation and management.

展望及未來計劃

房地產投資及基金運營業務

上海在過去兩個月齊心協力全力抗擊疫情，因應2019冠狀病毒病而實施的封控至近日結束，對集團在上海的業務影響短暫。儘管距離上海全面復甦或許仍有一段時間，本集團對抗疫措施放寬後，上海的辦公室租賃市場，以至上海的長遠經濟增長依然持謹慎樂觀態度。

隨著中港匯•黃浦的重大裝修工程竣工，本集團將致力在來年提升其出租率，並透過與其合作夥伴緊密合作，為租戶打造更合適的工作空間以助長其業務。本集團亦將密切留意市場發展，以把握上海其他潛在的物業優化及管理機遇。

MANAGEMENT DISCUSSION AND ANALYSIS

管理層討論及分析

Building Products Distribution Business

By leveraging the strong market presence of its brand partners as well as their comprehensive, well-designed sanitary product and fitting portfolio, the Group endeavor to capture the market opportunities arising from rising hygiene awareness and growing call on product customisation. Also, the introduction of Smart Toilet Solution would further enrich the Group's brand portfolio, allowing it to offer a more comprehensive "Product+Service" solutions to its clients, which in turn, would drive product adoption and market penetration. The Group's growing capability, meanwhile, would also make it a more attractive proposition to other potential branded partners, laying a solid foundation for future brand expansion.

Steels Distribution and Processing Business

The Group remains cautiously optimistic in the outlook of the construction industry in Hong Kong. According to the Government's Budget 2022/23 and the Chief Executive's 2022 Policy Address, the Hong Kong Government continues to take forward the development of an international innovation and technology hub in the Northern Metropolis, setting aside HK\$100 billion in the Future Fund to expedite infrastructure works relating to land, housing and transportation. This should lay a solid foundation of the pipeline for the demand of construction steel materials.

Currently, the business is well on track to deliver profit growth. Supported by the expanded production capacity and the continuous improvement processing efficiency of its off-site steel processing plant in Tsing Yi, the Group is well-positioned to capture the rising demand from public housing development, as well as the increasing acceptance of off-site cut-and-bend for a green construction future.

The Group will also maintain its prudent procurement strategy in order to mitigate the risks brought by steel price volatility, lingering COVID-19, and potential inflation.

建築材料分銷業務

憑藉我們品牌夥伴的強大市場地位，以及其全面及設計優良的衛浴潔具及配件組合，本集團將繼續抓緊因應衛生意識及定制化需要增強而衍生的龐大市場機遇。同時，引入智能化洗手間解決方案可進一步豐富本集團的產品組合，藉著為客戶提供更全面的「產品+服務」解決方案，有望提升產品使用率及市場滲透率。隨著本集團的能力不斷增強，對其他潛在品牌夥伴而言亦變得更具吸引力，為未來與更多品牌合作打下了堅實基礎。

鋼鐵分銷及加工業務

本集團對香港建造業的前景保持謹慎樂觀的態度。根據政府二零二二／二三財政年度財政預算案及行政長官二零二二年施政報告，香港政府繼續推進建設北部都會區國際科技創新中心，從「未來基金」撥出1,000億港元，以推進有關土地、房屋及交通的基建工程。這將為建築鋼鐵的項目需求奠定堅實的基礎。

目前，業務已步入良好階段，有望實現利潤增長。加上本集團位於青衣的場外鋼材加工廠的產能進一步擴大，加工效率亦進一步提升，將可捕捉公營房屋不斷增加、綠色建築、場外剪切和屈曲加工日漸普及所帶來的機遇。

本集團將保持其審慎的採購策略，以降低因鋼材價格波動、2019冠狀病毒病疫情持續及潛在通貨膨脹所帶來的業務風險。

FINANCIAL REVIEW

Financial Position

Compared with the financial year ended 31st March 2021, the Group's total assets increased from approximately HK\$2,960.8 million to approximately HK\$3,368.2 million as at 31st March 2022. The Group's inventories increased from approximately HK\$443.1 million to approximately HK\$547.5 million, mainly due to the continuous surge in steel price in the Year. The average inventory days of supply is at approximately 73 days. The Group's trade and bill receivables also increased from approximately HK\$363.8 million to approximately HK\$509.6 million. The average overall days of sales outstanding slightly decreased to 49 days. Net asset value of the Group increased from approximately HK\$1,008.5 million to approximately HK\$1,114.2 million, mainly attributable to the translation gain arisen from the appreciation on Renminbi ("RMB") for the Group's net investments in Mainland China as well as the profit attributable to owners gained in the Year. Net asset value per ordinary share was equivalent to approximately HK\$1.55 as at 31st March 2022.

Compared with the financial position as at 31st March 2021, the Group's cash and cash equivalents and pledged bank deposits increased by approximately HK\$58.9 million to approximately HK\$232.0 million, while the Group's borrowings increased by approximately HK\$44.3 million to approximately HK\$1,499.0 million as at 31st March 2022. Current ratio maintained at approximately 1.0, with gearing ratio (net debt, which is total borrowings minus pledged bank deposits and cash and cash equivalents, divided by capital and reserves attributable to owners of the Company plus net debt) slightly decreasing from 59.1% to 56.1%. The Group will continue to monitor the turnover of its working capital, and take various measures on cost containment and operational efficiency improvement to preserve working capital and strengthen its liquidity.

Financial Resources

The Group's financing and treasury activities are centrally managed and controlled at the corporate level. The Group's overall treasury and funding policies focus on managing financial risks including interest rate and foreign exchange risks; cost efficient funding of the Company and its subsidiaries; and yield enhancement from time to time when the Group's cash position allows. The Group has always adhered to prudent financial management principles, including the selection of investment securities according to the Group's treasury investment policy.

財務回顧

財務狀況

與截至二零二一年三月三十一日止財政年度相比，本集團總資產從約2,960.8百萬港元增加至二零二二年三月三十一日的約3,368.2百萬港元。本集團存貨由約443.1百萬港元增加至約547.5百萬港元，主要由於本年度鋼鐵價格持續飆升所致。平均可供應存貨周轉天數約為73天。本集團的應收賬款及票據亦由約363.8百萬港元增加至約509.6百萬港元。平均應收賬款週轉天數輕微減少至49天。本集團的資產淨值由約1,008.5百萬港元增加至約1,114.2百萬港元，主要是由於本集團於中國大陸之淨投資因人民幣升值而產生的匯兌收益，以及本年度所增加的擁有人應佔溢利。於二零二二年三月三十一日，每股普通股的資產淨值相當於約1.55港元。

與二零二一年三月三十一日的財務狀況相比，本集團之現金及現金等值及已抵押銀行存款增加約58.9百萬港元至約232.0百萬港元，而本集團於二零二二年三月三十一日之借貸增加約44.3百萬港元至約1,499.0百萬港元。流動比率維持在約1.0，而資產負債比率(負債淨額，即借貸總額減去已抵押銀行存款與現金及現金等值，再除以本公司擁有人應佔股本及儲備加上負債淨額)由59.1%輕微下降至56.1%。本集團將繼續監測其營運資金周轉狀況，並採取各種成本控制及提高運營效率的措施，以保障營運資金及加強其資金流動性。

財務資源

本集團之融資及庫務活動均在集團層面集中管理及監控。本集團之整體庫務及融資政策，側重於管理財務風險，包括利率及外匯風險；為本公司及其附屬公司提供具有成本效益的融資方案；以及在本集團現金狀況可行時提高收益率。本集團一直堅持審慎的財務管理原則，包括根據本集團的庫務投資政策選擇投資證券。

MANAGEMENT DISCUSSION AND ANALYSIS

管理層討論及分析

The Group's trade financing remained primarily supported by its bank trading and term loan facilities. As at 31st March 2022, approximately 59.0% of the Group's interest-bearing borrowings were denominated in HK dollar, approximately 33.7% in RMB and approximately 7.3% in US dollar. These facilities are either secured by the Group's inventories held under short-term trust receipts bank loan arrangement and/or pledged bank deposits and/or corporate guarantee provided by the Company. All of the above borrowings were on floating rate basis except for certain term loans of HK\$98.0 million, which is converted to a fixed rate basis through an interest rate swap arrangement. Interest costs of import bank loans were levied on interbank offered rates plus very competitive margin. RMB loans of the Group have been obtained from domestic and foreign banks in Mainland China in the amount of RMB409.9 million. Interest costs of RMB banking facilities were based on standard loan rates set by the People's Bank of China/Loan Prime Rate adjusted with competitive margin. The maturity of the Group's borrowings as at 31st March 2022 was as follows:

本集團之貿易融資主要由其銀行貿易及定期貸款融資支持。於二零二二年三月三十一日，本集團約有59.0%的計息借款以港元計值，約有33.7%以人民幣計值，約有7.3%以美元計值。該等融資通過本集團短期信託收據下所持有之存貨及／或已抵押銀行存款及／或本公司提供之公司擔保作為抵押。除若干定期貸款98.0百萬港元通過利率互換安排轉為固定利率計算之外，以上所有借貸均按浮動利率計息。進口銀行貸款之利息費用以銀行同業拆息率加非常具競爭力之息差計算。本集團已自中國大陸的內資及外資銀行獲得數額為人民幣409.9百萬元之人民幣貸款。人民幣銀行融資之利息費用乃按中國人民銀行釐定之標準貸款利率／貸款市場報價利率以優惠息差加以調整。本集團於二零二二年三月三十一日之借款到期情況如下：

Maturity Profile 到期概況			
Within 1 year 1年內	1-2 years 1至2年	2-5 years 2至5年	Total 總計
49.2%	46.4%	4.4%	100%

Charges on Assets

As at 31st March 2022, the Group had certain charges on assets which included (i) bank deposits of approximately HK\$43.1 million (2021: approximately HK\$54.0 million) and bill receivables of approximately HK\$20.7 million (2021: approximately HK\$18.1 million) which were pledged as collateral for the Group's bill payables; (ii) investment properties of approximately HK\$1,482.1 million (2021: approximately HK\$1,422.0 million) which were pledged as collaterals for certain bank borrowings of the Group; and (iii) machineries of approximately HK\$6.0 million (2021: Nil), included in property, plant and equipment, which was secured for the Group's hire purchase liabilities.

資產抵押

於二零二二年三月三十一日，本集團有若干資產作抵押，包括(i)約43.1百萬港元(二零二一年：約54.0百萬港元)之銀行存款及約20.7百萬港元(二零二一年：約18.1百萬港元)之應收票據抵押作為本集團的應付票據之抵押品；(ii)約1,482.1百萬港元(二零二一年：約1,422.0百萬港元)之投資物業抵押作為本集團若干銀行借貸之抵押品，及(iii)約6.0百萬港元之機器(計入物業、廠房及設備)(二零二一年：無)作為本集團之租購負債之抵押品。

Foreign Exchange Risk

The Group's businesses are primarily transacted in HK dollars, US dollars and RMB. As exchange rate between HK dollars and the US dollars is pegged, the Group believes its exposure to exchange rate risk arising from US dollars is not material. Facing the volatility of RMB, the Group will continue to match RMB payments with RMB receipts to minimise exchange exposure.

Forward foreign exchange contracts would be entered into when suitable opportunities arise and when management of the Group considers appropriate, to hedge against major non-HK dollars currency exposures. It is the Group's policy not to enter into any derivative transaction for speculative purposes.

Capital Expenditure

During the Year, the Group's total capital expenditure amounted to approximately HK\$9.1 million (2021: approximately HK\$2.2 million).

Capital Commitments

As at 31st March 2022, the Group's total capital commitments amounted to approximately HK\$11.3 million (2021: approximately HK\$18.4 million).

Contingent Liabilities

Save as disclosed in Note 40 to the accompanying consolidated financial statements, as at 31st March 2022, the Group had no other material contingent liabilities (2021: Nil).

Material Acquisitions and Disposals

Except for the capital contribution to Skyline Holdings (BVI) Limited, the associate of the Company, the Group did not have any other material acquisitions and disposals of subsidiaries and associated companies during the Year.

外匯風險

本集團之業務主要以港元、美元及人民幣交易。由於港元與美元之間存在匯率掛鈎，本集團相信其美元產生之匯率風險相當輕微。面對人民幣之不穩定，本集團將繼續以人民幣收入結算其人民幣付款，從而減低匯兌風險。

若出現適當時機且管理層認為情況合適，本集團將簽訂遠期外匯合約，用以對沖非港元貨幣之主要外匯風險。本集團之政策乃不為投機目的訂立任何衍生工具交易。

資本支出

於本年度，本集團的資本支出總額約為9.1百萬港元(二零二一年：約2.2百萬港元)。

資本承擔

於二零二二年三月三十一日，本集團的資本承擔總額約為11.3百萬港元(二零二一年：約18.4百萬港元)。

或然負債

除隨附之綜合財務報表附註40中所披露外，於二零二二年三月三十一日，本集團並無其他重大或然負債(二零二一年：無)。

重大收購及出售

除向本公司聯營公司Skyline Holdings (BVI) Limited注資外，本集團於本年度並無任何其他對附屬公司及聯營公司之重大收購及出售。

MANAGEMENT DISCUSSION AND ANALYSIS

管理層討論及分析

PARTICULAR OF MAJOR PROPERTIES

主要物業之詳情

As at 31st March 2022, the Group's properties held for investment and their particulars are as follows:

於二零二二年三月三十一日，本集團持作投資之用的物業及其詳情載列如下：

Property name and location 物業名稱及地址	Existing use 現時用途	Tenure 使用期限	Approximate attributable above-ground GFA (square meters) (excluding car-parking spaces) 概約應佔建築面積(平方米) (不包括停車位)	Number of car park spaces 停車位數目	Group's interests 本集團之權益
Central Park • Pudong					
中港匯 • 浦東					
No. 2399 Zhangyang Road, Pudong New Area, Shanghai, China 中國上海市浦東新區張楊路2399號	Commercial offices 商業辦公室	Medium term* 中期*	24,752	170	100%
Unit 606, Sanlian Building					
三聯大廈606室					
No. 8 Huajing Road, Pudong New Area, Shanghai, China 中國上海市浦東新區華京路8號	Commercial offices 商業辦公室	Medium term* 中期*	37.64	—	83.3%

* Medium terms are for lease less than 50 years but not less than 10 years.

* 中期為租賃少於50年但不少於10年。

Central Park • Pudong

Central Park • Pudong is a 12-storey office tower with a total above-ground GFA of approximately 24,752 square meters. Situated in Inner Ring Road, a prime location of the Pudong New District, Shanghai, the tower is in close proximity to Lujiazui's Central Business District and Beiyangjing Road Station of Line 6 of Shanghai metro.

The Group strives to create a perfect workspace and office environment for existing and potential tenants. Hence, the Group has taken various initiatives to offer fit-out office space ("Workspace@CP"), allowing instant and flexible move-in services for tenants. This initiative idea was well accepted by the market, and the Group has subsequently replicated it to other Central Park projects. Both occupancy and rent rates of Central Park • Pudong have enjoyed a steady rebound, with rental income reaching HK\$50.0 million during the Year, representing a 33.1% growth.

中港匯 • 浦東

中港匯 • 浦東為一座樓高12層的辦公大樓，地上總建築面積約為24,752平方米。該大廈位於上海市浦東新區內環路的黃金地段，鄰近陸家嘴中央商務區及上海地鐵6號線北洋涇路站。

本集團致力為現有及潛在租戶打造合適的工作空間及辦公環境。就此，本集團已採取多項措施，如向租戶提供便捷合適的已裝修辦公室空間（「Workspace@CP」），使他們可快速入駐。這一安排亦得到市場廣泛認可，本集團隨後將於其他中港匯項目中全面推行。本年度，中港匯 • 浦東的出租率及租金水平均穩步回升，租金收入達50.0百萬港元，增長33.1%。



MANAGEMENT DISCUSSION AND ANALYSIS

管理層討論及分析

SIGNIFICANT INVESTMENTS HELD

Central Park • Jing'an

Central Park • Jing'an is a 29-storey Grade A office building with a retail podium on the ground floor, totalling approximately 58,601 square meters in above-ground GFA. The premises is situated at the junction of Hengfeng Road and Hanzhong Road, two major pathways across Jing'an District and within the Everbright City of Jing'an. Surrounded by metro-connected retail shopping malls, hotel amenities and a number of Grade A office buildings, Central Park • Jing'an enjoys locational excellence with 3 easily-accessible metro lines, and is within 10 minutes' walking distance to Shanghai Railway Station.

The Group invested in Central Park • Jing'an by partnering with a leading sovereign wealth fund to form a joint venture, namely HSL Shanghai Office Partners I Limited, which the Group holds an effective 9.3% equity interests. In addition to the potential value appreciation, the Group also earns fee income through the provision of management services. The project underwent revitalisation in September 2018, and upon completion, it is positioned as a Grade A office with modernised office and workspace facilities.

During the Year, Central Park • Jing'an recorded an improving financial performance, with the Group's share of loss of investment accounted for using the equity method reduced to approximately HK\$6.8 million (FY2020/21: share of loss of approximately HK\$9.7 million). No gain or loss on disposal was recorded and no dividend was received during the Year.

所持重大投資

中港匯 • 靜安

中港匯 • 靜安為一座樓高29層的甲級辦公大樓，當中底層為零售商店，地上建築面積合共約為58,601平方米。該物業位於靜安區的不夜城，位處兩條主要幹道(恆豐路及漢中路)的交匯處，毗鄰有地鐵連接的購物商場、酒店設施及多座甲級辦公大樓。中港匯 • 靜安可直達3條地鐵線，且步行不到10分鐘便可到達上海火車站，交通極為便利。

本集團透過與一家領先主權財富基金合作，成立合營公司(即HSL Shanghai Office Partners I Limited，當中本集團持有其9.3%實際權益)以投資中港匯 • 靜安項目。除潛在價值提升外，本集團亦透過提供管理服務獲取費用收入。該項目於二零一八年九月進行優化升級工程，翻新後被定位為甲級辦公大樓，提供現代化的辦公設施。

於本年度，中港匯 • 靜安財務表現錄得改善，本集團應佔按權益法入賬之投資虧損減少至約6.8百萬港元(二零二零／二一財年：應佔虧損約9.7百萬港元)。於本年度，概無錄得出售收益或虧損以及收取股息。



Central Park • Huangpu

Central Park • Huangpu is a 53-storey high-rise landmark located at the heart of Huangpu's central business district, near the intersection of Dapu Road and Xujiahui Road and a 5-minute-walk from metro station. As a regional landmark commercial complex with an above-ground GFA of approximately 78,371 square meters, Central Park • Huangpu is the host of Pullman Shanghai Skyway Hotel (a 5-star hotel managed by Accor Hotel Group) with office building, conference halls, catering facilities and retail outlets.

The Group invested in Central Park • Huangpu through Skyline Holdings (BVI) Limited, by partnering with a leading private equity fund which the Group holds 5% equity interests. In addition to the potential value appreciation, the Group also earns fee income through the provision of management services. The project underwent revitalisation in June 2020, and thanks to the dedicated efforts from its execution team and partners, main renovation and facilities upgrade has been completed within the 15-month period, despite conducted under the COVID-19 pandemic. During the Year, there was a notable increase in fair value of Central Park • Huangpu after the completion of revitalisation. Occupancy rate has also improved notably while overall average rent rate has already increased for approximately 20% as compared with the time of acquisition. Thus, further showcasing the Group's revitalisation capabilities.

During the Year, the Group's share of loss of investment accounted for using the equity method for this project continued to narrow to approximately HK\$5.8 million (FY2020/21: share of loss of approximately HK\$10.0 million). No gain or loss on disposal was recorded and no dividend was received during the Year.

中港匯 • 黃浦

中港匯 • 黃浦為一座樓高53層的摩天大廈，位於黃浦中央商務區中心，鄰近打浦路及徐家匯路交界，步行至地鐵站僅需5分鐘。中港匯 • 黃浦的地上建築面積達約78,371平方米的區域性地標及商業綜合體，同時設有上海斯格威鉑爾曼大酒店（一家由雅高酒店集團管理的五星級酒店）並附有辦公樓、會議廳、餐飲設施及零售商店。

本集團與一家領先私募股權基金合作，透過 Skyline Holdings (BVI) Limited (本集團持有其5%權益) 以投資中港匯 • 黃浦。除潛在價值提升外，本集團亦透過提供管理服務獲取費用收入。該項目於二零二零年六月進行優化升級工程，儘管受2019冠狀病毒病疫情影響，但有賴於施工團隊及合作夥伴的不懈努力，大部份翻新及設施升級工程仍得以在十五個月內完成。於本年度，中港匯 • 黃浦的公允價值隨著優化升級工程完成得以顯著提升，入駐率亦顯著提高，平均出租價格更較投資時上升逾20%，因此，反映了本集團出眾的項目優化升級能力。

於本年度，本集團就該項目應佔按權益法入賬之投資虧損進一步收窄至約5.8百萬港元（二零二零／二一財年：應佔虧損約10.0百萬港元）。於本年度，概無錄得出售收益或虧損以及收取股息。



MANAGEMENT DISCUSSION AND ANALYSIS

管理層討論及分析

As at 31st March 2022, the particulars of the significant investments held by the Group are as follows:

於二零二二年三月三十一日，本集團持有之重大投資詳情載列如下：

Name of entity 實體名稱	Place of business/ country establishment/ incorporation 營業地點/ 註冊成立國家	As at 31st March 2022 於二零二二年 三月三十一日		Total number of shares and percentage of ownership interest attributable to the Group 本集團所持股份總數及 擁有權權益百分比	
		Carry amount 賬面值 HK\$'000 千港元	Percentage to total assets of the Group 佔本集團 資產總值之 百分比	31st March 2022 二零二二年 三月三十一日	31st March 2021 二零二一年 三月三十一日
Unlisted, ordinary shares 非上市，普通股					
HSL Shanghai Office Partners I Limited and its subsidiaries (collectively "HSO Group") (Note i)	Mainland China/ British Virgin Islands	289,056	8.6%	3,690.93 shares and 15%	3,690.93 shares and 15%
HSL Shanghai Office Partners I Limited 及其附屬公司 (統稱「HSO集團」)(附註i)	中國大陸/ 英屬處女群島			3,690.93股 及15%	3,690.93股 及15%
Skyline Holdings (BVI) Limited and its subsidiaries (collectively "Skyline Group") (Note ii)	Mainland China/ British Virgin Islands	58,719	1.7%	5 shares and 5%	5 shares and 5%
Skyline Holdings (BVI) Limited 及其附屬公司(統稱「Skyline集團」)(附註ii)	中國大陸/ 英屬處女群島			5股及5%	5股及5%

Notes:

- HSO Group is principally engaged in property investment and fund management business in Mainland China and is owned as to 15% by Plentiful Praise Limited ("Plentiful") (an indirect 62% owned subsidiary of the Company) and 85% by Reco Wisteria Private Limited ("RECO") (an independent third party). As at 31st March 2022, Plentiful has contributed capital, aggregated to US\$36,909,000 (2021: Same) and the investment in HSO Group is accounted for using equity method in accordance with HKAS 28 (Amendments). Please refer to Note 20 to the accompanying consolidated financial statements for details.
- Skyline Group is principally engaged in property investment and fund management business in Mainland China and is owned as to 95% by Apollo Skyline Holding Limited ("Apollo") (an independent third party) and 5% by Top Bloom Group Limited ("Top Bloom") (an indirect wholly-owned subsidiary of the Company). As at 31st March 2022, Top Bloom has contributed capital, aggregated to US\$8,569,700, equivalent to approximately HK\$67,315,000 (2021: US\$7,645,000, equivalent to approximately HK\$60,114,000) and the investment in Skyline Group is accounted for using equity method in accordance with HKAS 28 (Amendments) Investment in Associates and Joint Ventures. Please refer to Note 20 to the accompanying consolidated financial statements for details.

附註：

- HSO集團主要於中國大陸從事房地產投資及基金運營業務，其由頌裕有限公司(「頌裕」)(由本公司擁有62%之間接附屬公司)擁有15%及由Reco Wisteria Private Limited(「RECO」)(為獨立第三方)擁有85%。於二零二二年三月三十一日，頌裕已合共出資36,909,000美元(二零二一年：相同)，並對HSO集團之投資根據香港會計準則第28號(修訂)以權益法列賬。詳情請參閱隨附之綜合財務報表附註20。
- Skyline集團主要於中國大陸從事房地產投資及基金運營業務，其由Apollo Skyline Holding Limited(「Apollo」)(為獨立第三方)擁有95%權益及由Top Bloom Group Limited(「Top Bloom」)(為本公司間接全資附屬公司)擁有5%權益。於二零二二年三月三十一日，Top Bloom已合計出資8,569,700美元(相當於約67,315,000港元)(二零二一年：7,645,000美元(相當於約60,114,000港元))，並對Skyline集團之投資根據香港會計準則第28號(修訂)於聯營公司及合營公司投資以權益法列賬。詳情請參閱隨附之綜合財務報表附註20。

EVENTS AFTER THE REPORTING PERIOD

Save as disclosed in Note 42 to the accompanying consolidated financial statements, there is no other significant subsequent event occurring after the reporting period.

HUMAN RESOURCES AND REMUNERATION POLICY

The Group is focusing on nurturing talents to support its business development. Our growth strategy has always emphasised our strong commitment to people. We provide competitive remuneration package to attract and motivate employees. We always commit to provide a safe and pleasant working environment with constant learning and growth opportunities.

The remuneration packages for directors and employees are normally reviewed annually and are structured by reference to prevailing market terms and individual competence, performance and experience. Other employee benefits include training subsidy, discretionary bonus, retirement benefits, insurance, medical coverage and share option scheme.

As at 31st March 2022, the Group employed 235 staff (2021: 244). Total staff costs including the contribution to retirement benefit schemes incurred during the Year amounted to approximately HK\$133.8 million. During the Year, no option has been offered and/or granted to directors and our employees under the share option schemes adopted on 11th August 2011 and 11th August 2021.

報告期後事項

除隨附之綜合財務報表附註42所披露外，於報告期後概無發生任何其他重大事項。

人力資源及薪酬政策

本集團注重培育人才，以支持其業務發展。我們的增長策略一直強調對人才的承諾，我們提供有競爭力的薪酬方案，以吸引及激勵員工。我們致力為員工創造安全及愉快的工作環境，並不斷提供學習及進修機會。

董事及員工之薪酬待遇通常每年定期檢討並參考現行市場條款及個人能力、表現及經驗而制訂。其他員工福利包括培訓資助、酌情花紅、退休福利、保險、醫療津貼及購股權計劃。

於二零二二年三月三十一日，本集團共聘用235名員工（二零二一年：244名員工）。本年度的員工成本總額（包括對退休福利計劃的供款）約為133.8百萬港元。於本年度，本集團並無根據於二零一一年八月十一日及二零二一年八月十一日採納之購股權計劃向董事及我們之員工提供及／或授出任何購股權。

CORPORATE GOVERNANCE REPORT

企業管治報告

The board of directors (the “Board”) of Hong Kong Shanghai Alliance Holdings Limited (the “Company”) is committed to maintaining high standards of corporate governance. It believes that high standards of corporate governance provide a framework and solid foundation for the Company and its subsidiaries (collectively, the “Group”) to manage business risks, enhance transparency, maintain high standards of accountability and protect shareholders’ interest in general. The Company has applied the principles and complied with the applicable code provisions of the Corporate Governance Code (the “CG Code”) as set out in Appendix 14 to the Rules Governing the Listing of Securities (the “Listing Rules”) on The Stock Exchange of Hong Kong Limited (the “Stock Exchange”) except for CG Code provision A.2.1 (which has been re-numbered as CG Code provision C.2.1 since 1st January 2022) for the year ended 31st March 2022 (the “Year”).

The Board will continuously review and improve the corporate governance practices and standards of the Company to ensure that business activities and decision making processes are regulated in a proper and prudent manner.

CODE FOR SECURITIES TRANSACTIONS BY DIRECTORS AND RELEVANT EMPLOYEES

The Company has adopted the Model Code for Securities Transactions by Directors of Listed Issuers as set out in Appendix 10 to the Listing Rules, as amended from time to time, as its own code of conduct (the “Company’s Model Code”) regarding securities transactions by the directors of the Company (the “Directors”). Having made specific enquiry of all Directors, they all confirmed that they have complied with the required standard set out in the Company’s Model Code during the Year. The Company’s Model Code also applies to other specified relevant employees of the Group, who are considered to be likely in possession of inside information, in respect of their dealings in the securities of the Company.

滬港聯合控股有限公司(「本公司」)之董事會(「董事會」)致力維持高水平之企業管治。董事會相信高水平之企業管治可為本公司及其附屬公司(統稱「本集團」)建立一個框架及穩固之基礎，以管理業務風險、增加透明度、維持高水平之問責制及保障股東之整體權益。於截至二零二二年三月三十一日止年度(「本年度」)，本公司已應用香港聯合交易所有限公司(「聯交所」)證券上市規則(「上市規則」)附錄十四所載之企業管治守則(「企業管治守則」)之原則，並遵守一切適用守則條文，惟企業管治守則條文第A.2.1條(其自二零二二年一月一日起重新編號為企業管治守則條文第C.2.1條)除外。

董事會將不斷檢討及改善本公司之企業管治常規及準則，以確保業務活動及決策過程受到適當及審慎之規管。

董事及相關僱員進行證券交易之守則

本公司已採納上市規則附錄十所載之上市發行人董事進行證券交易的標準守則(經不時修訂)，作為本公司董事(「董事」)進行證券交易的標準守則(「本公司之標準守則」)。經向全體董事作出特定查詢後，彼等均確認於本年度內已遵守本公司之標準守則所載之所需規定。本集團其他特定之相關僱員(彼等被視為可能知悉內幕消息)於買賣本公司之證券時亦須遵守本公司之標準守則。

THE BOARD

As at the date of this report, the Board consists of two Executive Directors and four Independent Non-executive Directors. The composition of the Board during the Year and up to the date of this report is set out as follows:

Executive Directors:

Mr. Yao Cho Fai Andrew
(Chairman and Chief Executive Officer)
Mr. Lau Chi Chiu

Independent Non-executive Directors:

Mr. Tam King Ching Kenny
Mr. Xu Lin Bao
Mr. Yeung Wing Sun Mike
Mr. Li Yinquan

The brief biographical details of the Directors are set out in the “Profile of Directors and Senior Management” on pages 71 to 74 of this annual report.

Board Process

Throughout the Year and up to the date of this report, the Company has four Independent Non-executive Directors exceeding one-third of the Board. One of the Independent Non-executive Directors has the appropriate professional qualifications or accounting or related financial management expertise under Rule 3.10(2) of the Listing Rules. Each of the Independent Non-executive Directors has made an annual confirmation of his independence pursuant to Rule 3.13 of the Listing Rules. The Company is of the view that all Independent Non-executive Directors meet the independence guidelines set out in Rule 3.13 of the Listing Rules and are independent in accordance with the terms of the guidelines. In addition, any further re-appointment of an Independent Non-executive Director who has served the Board for more than nine (9) years will be subject to separate resolution to be approved by shareholders of the Company. The Board members have no financial, business, family or other material relevant relationships with each other.

董事會

於本報告日期，董事會由兩名執行董事及四名獨立非執行董事組成。於本年度及截至本報告日期止，董事會成員組成如下：

執行董事：

姚祖輝先生
(主席兼首席執行官)
劉子超先生

獨立非執行董事：

譚競正先生
徐林寶先生
楊榮樂先生
李引泉先生

董事之履歷詳情載於本年報第71頁至第74頁之「董事及高級管理人員履歷」內。

董事會程序

於本年度整年及截至本報告日期止，本公司有四名獨立非執行董事，多於三分之一的董事會人數。根據上市規則第3.10(2)條之規定，其中一名獨立非執行董事具備適當之專業資格或會計或相關財務管理專長。每位獨立非執行董事已根據上市規則第3.13條之規定提交其符合獨立性之年度確認書。本公司認為所有獨立非執行董事皆符合載於上市規則第3.13條之獨立性指引，並根據該指引條款被視為獨立人士。此外，凡重新委任任何在任已超過九(9)年的獨立非執行董事，應以獨立決議案形式由本公司股東審議通過。董事會成員彼此間並無財務、業務、家族或其他重大相關關係。



CORPORATE GOVERNANCE REPORT

企業管治報告

The Executive Directors are responsible for managing the overall business. They are mainly involved in the formulation and execution of the corporate strategies. The Independent Non-executive Directors consist of eminent business executives from Hong Kong and Mainland China, who provide independent advices to the management through their wide range of skills and experiences. The Executive Directors have regular meetings with general managers of respective business units and key staff of support units to discuss major business plans and review operational and financial performance. The Independent Non-executive Directors are also invited to participate in special review meetings.

The Company has established four Board Committees, namely Executive Committee, Remuneration Committee, Audit Committee and Nomination Committee to oversee various aspects of the affairs.

The Board has reserved for its decision or consideration matters covering mainly the Group's overall strategy, annual operating budget, annual and interim results, Directors' appointment or re-appointment (based on the recommendations made by the Nomination Committee), material contracts and transactions, corporate governance as well as other significant policy and financial matters. The daily operations of the Group's business are executed by the management of the respective business units under the instruction and supervision of the Executive Committee which has its specific written terms of reference.

執行董事負責管理整體業務，彼等主要參與制定及執行企業策略。獨立非執行董事由香港及中國大陸之卓越商業行政人員所組成，透過彼等所擁有之豐富技能及經驗向管理層提供獨立建議。執行董事定期與各業務單位總經理及支援單位之重要員工舉行會議，商討主要業務計劃及檢討營運與財務表現。獨立非執行董事亦被邀請參與特別檢討會議。

本公司已成立四個董事委員會，即執行委員會、薪酬委員會、審核委員會及提名委員會，以審視多方面之事務。

董事會主要負責就本集團之整體策略、年度經營預算、全年及中期業績、董事委任或重新委任(基於提名委員會的建議)、重大合同及交易、企業管治以及其他重要政策和財務等事宜作決策或審議。執行委員會按其特定書面職權範圍，領導及監管各業務單位之管理層處理本集團業務之日常運作。

The Board meets regularly to discuss the overall strategy as well as the operation and financial performance of the Group, and to review and approve the Group's annual and interim results and other ad hoc matters which need to be dealt with. Individual attendance records of each Director at the meetings of the Board, Remuneration Committee, Audit Committee and Nomination Committee as well as the general meeting during the Year are set out below:

董事會定期召開會議以討論本集團之整體策略以及營運及財務表現，並審閱及批准本集團之全年及中期業績及其他須處理之特別事項。於本年度，各董事於董事會、薪酬委員會、審核委員會及提名委員會會議，以及股東大會之個別出席記錄載列如下：

Name of Directors	董事姓名	Board 董事會	Number of meetings attended/held 出席/舉行會議之次數			
			Remuneration Committee 薪酬委員會	Audit Committee 審核委員會	Nomination Committee 提名委員會	General Meeting 股東大會
<i>Executive Directors:</i>		<i>執行董事：</i>				
Mr. Yao Cho Fai Andrew (Chairman and Chief Executive Officer)	姚祖輝先生 (主席兼首席執行官)	4/4	1/1	N/A 不適用	1/1	1/1
Mr. Lau Chi Chiu	劉子超先生	4/4	N/A 不適用	N/A 不適用	N/A 不適用	1/1
<i>Independent Non-executive Directors:</i>		<i>獨立非執行董事：</i>				
Mr. Tam King Ching Kenny	譚競正先生	4/4	1/1	2/2	1/1	1/1
Mr. Xu Lin Bao	徐林寶先生	4/4	1/1	2/2	1/1	1/1
Mr. Yeung Wing Sun Mike	楊榮樂先生	4/4	N/A 不適用	2/2	1/1	1/1
Mr. Li Yinquan	李引泉先生	4/4	1/1	2/2	N/A 不適用	1/1
Total number of meetings held	舉行會議總數	4	1	2	1	1

Regular Board meetings for each year are scheduled in advance to give all Directors an opportunity to attend, and are structured to encourage open discussion. At least 14 days' notice of a Board meeting is normally given to all Directors who are given an opportunity to include matters for discussion in the agenda. The Company Secretary assists the Chairman of the Board in preparing the agenda for meetings and ensures that all applicable rules and regulations are complied with. Draft minutes of each Board meeting are circulated to all Directors for their comment before being tabled at the following Board meeting for approval. All minutes and written resolutions of the Board are taken and kept by the Company Secretary and these minutes and written resolutions, together with any supporting board papers, are open for inspection at any reasonable time on reasonable notice by any Director.

董事會定期會議均會每年預先編定，以讓所有董事均有機會出席，並鼓勵董事公開討論。召開董事會會議一般會給予全體董事至少十四天之通知，以便彼等皆有機會提出商討事項以列入會議議程內。公司秘書協助董事會主席編製會議議程，以及確保已遵守所有適用規則及規例。每份董事會會議記錄之初稿於提交下一次董事會會議審批前，先供所有董事傳閱並提供意見。所有董事會會議記錄及書面決議案均由公司秘書記錄及保存，任何董事給予合理通知，可於任何合理時間內隨時查閱該等會議記錄及書面決議案以及任何董事會文件。

CORPORATE GOVERNANCE REPORT

企業管治報告

The Board members have access to appropriate business documents and information about the Group on a timely basis. The Directors are free to have access to the management for enquiries and to obtain further information when required. The Directors are encouraged to update their skills and knowledge, and familiarity with the Group through ongoing participation at Board and Board Committees meetings.

The Company has adopted a procedure for directors to seek independent professional advice. All Directors, in the discharge of their duties from time to time, may request the Company to pay for independent professional advice for the Directors in appropriate circumstances, such request must be made by the relevant Directors to the Company Secretary in writing and with stated reasons for the request.

The Company Secretary shall then make the necessary arrangements for professional advisor(s) proposed to be appointed and the associated fees to be borne by the Company. The Company Secretary shall inform and make such proposed arrangements to the Board.

The Board shall consider the request and the reasons provided by the relevant Director and the arrangements proposed by the Company Secretary. The Board may resolve to obtain independent professional advice to assist the relevant Directors to discharge their duties to the Company if the request is considered to be reasonable and appropriate in the circumstances.

DIRECTORS' CONTINUOUS PROFESSIONAL DEVELOPMENT

When appointed as a Director, each Director receives a comprehensive induction package covering policies and procedures of the Company as well as the general, statutory and regulatory obligations of being a Director to ensure that he is sufficiently aware of his responsibilities under the Listing Rules and other relevant regulatory requirements. All Directors shall participate in continuous professional development to develop and refresh their knowledge and skills.

董事會成員可於適當時候獲取有關本集團之恰當商業文件及資料。董事有需要時可隨時向管理層查詢，以取得更多資料。董事亦被鼓勵提升其技能及知識，並透過持續參與董事會及董事委員會會議，提升對本集團之認識。

本公司已採納董事尋求獨立專業意見之程序，所有董事在不時履行彼等之職責時，可在適當情況下，要求本公司為董事支付獨立專業意見之費用，該要求必須由相關董事以書面形式向公司秘書提出，並說明理由。

公司秘書應就擬委任為專業顧問之人選及本公司將承擔之相關費用等作出必要安排。公司秘書應通知董事會並提出相關建議安排。

董事會應考慮由相關董事提出之要求及理由，以及公司秘書建議之安排。若董事會認為該要求為合理及在適當的情況下，可議決獲取獨立專業意見，以協助有關董事履行其對本公司之職責。

董事之持續專業發展

獲委任為董事時，各董事均收到一份詳盡入職資料，涵蓋本公司之政策及程序以及作為董事在一般、法定及監管規定上所須履行責任之資料，以確保彼充分瞭解彼於上市規則及其他相關監管規定下之責任。全體董事均應參與持續專業發展，以發展及更新彼之知識及技能。

The Directors are from time to time provided materials on amendments to or updates on the relevant laws, rules and regulations to ensure that their contribution to the Board remains informed and relevant. The Company has been encouraging the Directors and senior management to participate in a wide range of professional development courses and seminars relating to the Listing Rules, applicable regulatory requirements, corporate governance practices and environmental, social and governance issues organised by professional bodies and/or independent auditors to further improve their relevant knowledge and skills.

All Directors have confirmed that they have participated in appropriate continuous professional development activities by attending seminar, including the e-training provided by Independent Commission Against Corruption on 21st January 2022, or conference relating to the Company's business or corporate governance and regulations or by reading materials relevant to their duties and responsibilities during the Year.

Participation of Directors in continuous professional development activities for the Year is set out below:

董事不時獲提供法律、規則及規例之修訂或最新版本之相關資料，以確保彼等持續對董事會作出知情及相關之貢獻。本公司一直鼓勵董事及高級管理人員參與由專業團體及／或獨立核數師舉辦之各類有關上市規則、適用監管規定、企業管治常規及環境、社會及管治事宜之專業發展課程及研討會，以進一步提升其相關知識及技能。

全體董事已確認於本年度已透過出席與公司業務或企業管治及規例相關之研討會，包括由廉政公署於二零二二年一月二十一日提供之網上培訓，或會議或閱覽有關其職責及責任之資料，參與適當持續專業發展活動。

董事於本年度參與持續專業發展之活動載列如下：

Name of Directors	董事姓名	Reading journals, updates, articles and/or materials 閱讀期刊、最新資訊、文章及／或相關資料	Attending workshops, seminars, conferences, e-training and/or forums 出席工作坊、研討會、會議、網上培訓及／或論壇
<i>Executive Directors:</i>			
Mr. Yao Cho Fai Andrew (Chairman and Chief Executive Officer)	執行董事： 姚祖輝先生 (主席兼首席執行官)	✓	✓
Mr. Lau Chi Chiu	劉子超先生	✓	✓
<i>Independent Non-executive Directors:</i>			
Mr. Tam King Ching Kenny	獨立非執行董事： 譚競正先生	✓	✓
Mr. Xu Lin Bao	徐林寶先生	✓	✓
Mr. Yeung Wing Sun Mike	楊榮樂先生	✓	✓
Mr. Li Yinquan	李引泉先生	✓	✓

BOARD DIVERSITY

The Board has reviewed and revised the Company's Board Diversity Policy, which is available on the Company's website, during the Year. Under this policy, the Company recognises and embraces the benefits of having a diverse Board to enhance the quality of its performance. All appointments to the Board will be based on meritocracy, and candidates will be considered against selection criteria, having due regard for the benefits of diversity on the Board and this policy. Selection of candidates will be based on a range of diversity perspectives, which would include but not limited to gender, age, ethnicity, cultural and educational backgrounds, professional and industry experience, skills, knowledge, length of service and other factors that may be relevant from time to time towards achieving the objective of the Board diversity. The ultimate decision will be based on merit and contribution that the selected candidates will bring to the Board.

At present, more than half of the Directors on the Board are Independent Non-executive Directors. The Board composition reflects various cultural and educational backgrounds, professional development, length of service, knowledge of the Company and a broad range of individual attributes, interests and values. The Board has reviewed the current composition and is committed to achieve gender diversity on the Board by maintaining an appropriate level of female members on the Board and to provide the Company with a good balance and diversity of skills and experience appropriate to the requirements of its business. The Board will continue to review its composition from time to time taking into consideration specific needs for the Group's business.

DIRECTORS' AND OFFICERS' INSURANCE

The Company has arranged appropriate insurance coverage in respect of legal actions against the Directors and officers of the Group.

董事會成員多元化

董事會已於本年度內檢討及修改本公司之董事會成員多元化政策，其已上載至本公司網站。根據此政策，本公司明白並深信董事會成員多元化對提升公司的表現素質裨益良多。董事會成員之委任均以用人唯才為原則，並在考慮人選時會按甄選準則，充分顧及董事會成員多元化及本政策的裨益。甄選人選將基於一系列多元化觀點，包括但不限於性別、年齡、種族、文化及教育背景、專業及行業經驗、技能、知識、服務任期及其他可能實現董事會多元化目標的不時相關因素。最終將按人選的長處及可為董事會提供的貢獻而作決定。

現時，董事會多於半數之董事為獨立非執行董事。董事會成員組合反映不同的文化及教育背景、專業發展、服務任期、對本公司的認識，以及廣泛的個人特質、興趣和價值觀。董事會已檢討目前的成員組合以及致力於董事會保持適當水平的女性成員以實現董事會性別多元化，並提供切合本公司業務所需的均衡及多元化技能和經驗。董事會會繼續按本集團的業務需要不時檢討其成員組合。

董事及高級人員之保險

本公司已就董事及本集團之高級人員可能面對之法律行動而作出適當保險安排。

ROLES OF CHAIRMAN AND CHIEF EXECUTIVE

The Chairman of the Board and the Chief Executive Officer (i.e. the Chief Executive) is now Mr. Yao Cho Fai Andrew. CG Code provision A.2.1 (which has been re-numbered as CG Code provision C.2.1 since 1st January 2022) stipulates that the roles of the chairman and the chief executive should be separated and should not be performed by the same individual. The Board believes that the vesting of the roles of both Chairman and Chief Executive Officer in Mr. Yao will enable him to continue to provide the Group with strong leadership, efficient usage of resources, as well as effective planning, formulation and implementation of the Company's business strategies. The day-to-day management and operation of the Group will continue to be the responsibility of the management team under the monitoring of the Executive Committee and Mr. Yao's leadership.

SPECIFIC TERMS OF NON-EXECUTIVE DIRECTORS

According to the CG Code provision A.4.1 (which has been deleted since 1st January 2022), the non-executive directors should be appointed for a specific term and subject to re-election. The Company's Independent Non-executive Directors are appointed for a term of three years and shall determine upon expiry subject to renewal by mutual agreement prior to the expiry of the term. All Independent Non-executive Directors (including all other Directors) are subject to retirement by rotation and re-election at the annual general meeting at least once every three years according to the Company's Bye-laws.

BOARD COMMITTEES

The Board has established various committees, including the Executive Committee, the Remuneration Committee, the Audit Committee and the Nomination Committee, each of which has its specific written terms of reference. Minutes and written resolutions of all committee meetings are taken and kept by the Company Secretary and, together with any committee papers, are available to all Board members. The committees are required to report to the Board on their decision and recommendations where appropriate.

主席及行政總裁之角色

姚祖輝先生現為董事會主席兼首席執行官(即行政總裁)。企業管治守則條文第A.2.1條(其自二零二二年一月一日起重新編號為企業管治守則條文第C.2.1條)規定，主席與行政總裁的角色應有區分，並不應由一人同時兼任。董事會相信，賦予姚先生主席兼首席執行官之職務，將有助其發揮出眾的領導能力、提高資源運用效率，同時協助業務規劃、制定及實施本公司之業務策略。管理團隊將在執行委員會之監督及姚先生之領導下，繼續負責本集團之日常管理及營運。

委任非執行董事之指定任期

根據企業管治守則條文第A.4.1條(其自二零二二年一月一日起被刪除)，非執行董事須以指定年期委任，及須輪席告退。本公司之獨立非執行董事之任期為三年及將於屆滿後終止，惟可於屆滿前根據相互協議續任。所有獨立非執行董事(包括全部其他董事)需要按本公司之公司細則每三年於股東週年大會上至少輪值告退一次並可膺選連任。

董事委員會

董事會已成立多個委員會，包括執行委員會、薪酬委員會、審核委員會及提名委員會，各委員會均以書面具體列明其職權範圍。所有董事會成員可隨時查閱由公司秘書記錄及保存之委員會會議記錄及書面決議案以及任何委員會文件。各委員會須向董事會匯報其決定及建議(倘適用)。

CORPORATE GOVERNANCE REPORT

企業管治報告

Executive Committee

Executive Committee has been established since March 2006 and now consists of two Executive Directors, being Mr. Yao Cho Fai Andrew as chairman and Mr. Lau Chi Chiu as a member.

When the Board is not in session, the Executive Committee discharges the specific power and administrative functions authorised by the Board. The Executive Committee is mainly responsible for monitoring the daily operations of the Group.

The Company has revised the terms of reference of the Executive Committee during the Year in order to conform with the provisions set out in the CG Code and it is responsible for performing the corporate governance duties as follows:

- (i) implementing and compliance with the laws, regulations, Listing Rules, Bye-laws and internal regulations applicable to the Company;
- (ii) providing a means for timely and accurate disclosure of information;
- (iii) ensuring effective communication with the Company's shareholders;
- (iv) developing and reviewing the Company's policies and practices on corporate governance and making recommendations to the Board;
- (v) reviewing and monitoring the training and continuous professional development of Directors and senior management;
- (vi) reviewing and monitoring the Company's policies and practices on compliance with legal and regulatory requirements;
- (vii) developing, reviewing and monitoring the code of conduct and compliance manual (if any) applicable to employees and Directors; and
- (viii) reviewing the Company's compliance with the CG Code and disclosure in the corporate governance report.

During the Year, the Executive Committee has carried out the duties on the corporate governance functions of the Company in accordance with its terms of reference.

執行委員會

執行委員會自二零零六年三月成立，現時由兩名執行董事組成，即姚祖輝先生為主席及劉子超先生為成員。

在董事會會期以外，執行委員會可執行董事會給予之特別權力及行政職能。執行委員會主要負責監督本集團之日常運作。

本公司於本年度修改執行委員會之職權範圍，以符合企業管治守則所載之條文。其負責履行之企業管治職責如下：

- (i) 執行及遵守適用於本公司之法律、規則、上市規則、公司細則及內部規則；
- (ii) 提供方法以及時和準確地披露資料；
- (iii) 確保與本公司股東有效溝通；
- (iv) 制定及檢討本公司之企業管治政策及常規，並向董事會提出建議；
- (v) 檢討及監察董事及高級管理人員之培訓及持續專業發展；
- (vi) 檢討及監察本公司在遵守法律及監管規定方面之政策及常規；
- (vii) 制定、檢討及監察適用於僱員及董事之操守準則及合規手冊(如有)；及
- (viii) 檢討本公司遵守企業管治守則之情況及在企業管治報告內之披露。

於本年度，執行委員會已根據其職權範圍執行本公司之企業管治職能。

Remuneration Committee

The Remuneration Committee has been established since July 2005 and as at the date of this report consists of four members, including Mr. Xu Lin Bao (chairman of the Remuneration Committee), Mr. Tam King Ching Kenny and Mr. Li Yinquan, all being Independent Non-executive Directors, and Mr. Yao Cho Fai Andrew, being an Executive Director. The Remuneration Committee's role is to make recommendation to the Board on the remuneration policy and structure for Directors and senior management and to ensure that they are fairly rewarded for their individual contribution to the Group's overall performance, having regard to the interests of shareholders.

The Remuneration Committee has to determine, with delegated responsibility, the remuneration packages of individual Executive Directors and senior management as well as reviewing and approving management's remuneration proposals with reference to the Board's corporate goals and objectives. The Remuneration Committee also makes recommendation to the Board on the remuneration of the Independent Non-executive Directors. No Director or any of his associates may be involved in any decisions as to his own remuneration. The Remuneration Committee has specific written terms of reference that is in compliance with the CG Code and it has been revised by the Company during the Year. The terms of reference of the Remuneration Committee setting out its authority, duties and responsibilities are available both on the websites of the Company and the Stock Exchange.

During the Year, the Remuneration Committee has reviewed and determined the remuneration packages of the Executive Directors and made recommendations to the Board as to the remuneration policy and structure for senior management of the Company.

Details of the remuneration of every Director and senior management for the Year are set out in Note 9 to the accompanying consolidated financial statements.

The Remuneration Committee shall meet at least once a year in accordance with its terms of reference. One Remuneration Committee meeting was held during the Year and the attendance record of the Remuneration Committee meeting is set out in the section headed "The Board" of this report.

薪酬委員會

薪酬委員會自二零零五年七月成立，於本報告日期由四名成員組成，包括獨立非執行董事徐林寶先生（薪酬委員會主席）、譚競正先生及李引泉先生，以及執行董事姚祖輝先生。薪酬委員會之職責乃就董事及高級管理人員之薪酬政策及架構向董事會提供建議，確保對本集團整體表現有所貢獻之董事及高級管理人員均獲得公平回報，並考慮到股東之利益。

薪酬委員會獲轉受責任以釐定個別執行董事及高級管理人員之薪酬待遇，以及根據董事會議決之企業目標及宗旨檢討及批准管理層之薪酬建議。薪酬委員會亦會就獨立非執行董事之薪酬向董事會提出建議。概無董事或其任何聯繫人士可參與有關其本身薪酬之任何決定。薪酬委員會已訂立符合企業管治守則規定之特定書面職權範圍，本公司亦於本年度修改其職權範圍。薪酬委員會之職權範圍訂明其權限、職責及責任，其已登載於本公司及聯交所之網頁內。

於本年度，薪酬委員會已審閱及釐定執行董事之薪酬待遇，並就本公司高級管理人員的薪酬政策及架構向董事會提出建議。

每位董事及高級管理人員於本年度之薪酬詳情載於隨附之綜合財務報表附註9。

根據其職權範圍，薪酬委員會每年須至少召開一次會議。於本年度已舉行一次薪酬委員會會議，而薪酬委員會會議之出席記錄已刊於本報告「董事會」一節內。

Audit Committee

The Audit Committee has been established since December 1998 and as at the date of this report consists of four Independent Non-executive Directors, including Mr. Tam King Ching Kenny (chairman of the Audit Committee), Mr. Xu Lin Bao, Mr. Yeung Wing Sun Mike and Mr. Li Yinquan. Mr. Tam King Ching Kenny is an Independent Non-executive Director with appropriate professional qualifications or accounting or related financial management expertise as required under Rule 3.10(2) of the Listing Rules.

The Audit Committee meetings are held not less than twice a year to review and discuss the various audit issues as reported by the external auditor. It also reviews the interim and annual financial statements. Additional meetings may also be held by the Audit Committee from time to time to discuss special projects or other issues, which the members consider necessary.

Scope of the work of the Audit Committee is defined and approved by the Board in relation to various internal control, risk management and audit issues with a view to further improve the Company's corporate governance. The Audit Committee has specific written terms of reference that is in compliance with the CG Code and it has been revised by the Company during the Year. The terms of reference of the Audit Committee setting out its authority, duties and responsibilities are available both on the websites of the Company and the Stock Exchange.

The following is a summary of work performed by the Audit Committee during the Year:

- (i) reviewed and discussed the audited consolidated financial statements of the Company for the year ended 31st March 2021 and recommended to the Board for approval;
- (ii) reviewed and discussed the unaudited condensed consolidated financial statements of the Company for the six months ended 30th September 2021 and recommended to the Board for approval;
- (iii) reviewed and discussed with the management and the external auditor of the Company the accounting policies and practices which may affect the Group and the scope of the audit;

審核委員會

審核委員會自一九九八年十二月成立，於本報告日期由四名獨立非執行董事組成，包括譚競正先生（審核委員會主席）、徐林寶先生、楊榮樂先生及李引泉先生。按上市規則第3.10(2)條，譚競正先生為獨立非執行董事並具備適當之專業資格或會計或相關財務管理專長。

審核委員會每年舉行不少於兩次之會議以審閱及討論外聘核數師呈報之各項審核事項，並審閱中期及年度財務報表。成員亦可不時於認為有需要時舉行額外之審核委員會會議以討論特殊項目或其他事項。

董事會制定及核准審核委員會之職權範圍，職權涉及若干內部監控、風險管理及審核事宜，目標為進一步改善本公司的企業管治。審核委員會已訂立符合企業管治守則所規定之特定書面職權範圍，本公司亦於本年度修改其職權範圍。審核委員會之職權範圍訂明其權限、職責及責任，其已登載於本公司及聯交所之網頁內。

以下為審核委員會於本年度已履行之工作概要：

- (i) 審閱及討論本公司截至二零二一年三月三十一日止年度之經審核綜合財務報表，並建議董事會審批；
- (ii) 審閱及討論本公司截至二零二一年九月三十日止六個月之未經審核簡明綜合財務報表，並建議董事會審批；
- (iii) 與本公司管理層及外聘核數師審閱及討論可能影響本集團之會計政策與慣例及審核範疇；

- (iv) reviewed reports from the external auditor of the Company regarding their audit on the Company's consolidated financial statements for the year ended 31st March 2021 and their review on the Company's unaudited condensed consolidated financial statements for the six months ended 30th September 2021;
 - (v) reviewed and discussed reports from the internal auditor of the Company regarding their review on the risk management and internal control systems of the Group to ensure the effectiveness of the systems;
 - (vi) reviewed the effectiveness of co-ordination between the internal and external auditors to ensure the internal audit function with adequate resources; and
 - (vii) reviewed and approved the remuneration and the terms of engagement of the Company's auditors; and reviewed and made recommendations to the Board on the re-appointment of the Company's auditors.
- (iv) 審閱本公司外聘核數師就有關其審核本公司截至二零二一年三月三十一日止年度之綜合財務報表及其審閱本公司截至二零二一年九月三十日止六個月之未經審核簡明綜合財務報表之報告；
 - (v) 審閱及討論本公司內部核數師就有關其審閱本集團風險管理及內部監控系統之報告以確保系統行之有效；
 - (vi) 審閱內部及外聘核數師的工作之協調性以確保內部審核功能有足夠資源運作；及
 - (vii) 審閱及批准本公司核數師之酬金及委聘條款；以及審閱並向董事會提供建議續聘本公司核數師。

The Audit Committee shall meet at least twice a year in accordance with its terms of reference. Two Audit Committee meetings were held during the Year and the attendance record of the Audit Committee meetings is set out in the section headed "The Board" of this report.

根據其職權範圍，審核委員會每年須至少召開兩次會議。於本年度已舉行兩次審核委員會會議，而審核委員會會議之出席記錄已刊於本報告「董事會」一節內。

Nomination Committee

The Nomination Committee has been established since March 2012 and as at the date of this report consists of four members, includes an Executive Director, being Mr. Yao Cho Fai Andrew (chairman of Nomination Committee) and three Independent Non-executive Directors, being Mr. Xu Lin Bao, Mr. Tam King Ching Kenny and Mr. Yeung Wing Sun Mike. The Nomination Committee is responsible for formulating policy and making recommendations to the Board on nominations, appointment or re-appointment of Directors and Board succession. The principal duties of the Nomination Committee include reviewing the structure, size and composition (including the skills, knowledge and experience) of the Board at least annually and make recommendations on any proposed changes to the Board to complement the Company's corporate strategy and accessing the independence of Independent Non-executive Directors. During the Year, the Company has revised the specific written terms of reference of Nomination Committee that is in compliance with the CG Code. The terms of reference of the Nomination Committee setting out its authority, duties and responsibilities are available both on the websites of the Company and the Stock Exchange.

提名委員會

提名委員會自二零一二年三月成立，於本報告日期由四名成員組成，包括執行董事姚祖輝先生(提名委員會主席)及三名獨立非執行董事徐林寶先生、譚競正先生及楊榮燊先生。提名委員會負責就董事之提名、委任或重新委任及董事會的繼任事宜制訂政策及向董事會作出建議。提名委員會之主要職責包括至少每年檢討董事會的架構、人數及組成(包括技能、知識及經驗方面)，並就任何為配合本公司的企業策略而擬對董事會作出的變動提出建議及評核獨立非執行董事的獨立性。於本年度，本公司已修改提名委員會以符合企業管治守則規定之特定書面職權範圍。提名委員會之職權範圍訂明其權限、職責及責任，其已登載於本公司及聯交所之網頁內。

CORPORATE GOVERNANCE REPORT

企業管治報告

During the Year, the Nomination Committee has reviewed the diversity, structure, size and composition of the Board, reviewed and recommended the Board's approval for the proposed resolutions for re-election of the retiring Directors at the 2021 annual general meeting, reviewed the independence of Independent Non-executive Directors and made recommendations to the Board to complement the Company's corporate strategy.

The Nomination Committee shall meet at least once a year in accordance with its terms of reference. One Nomination Committee meeting was held during the Year and the attendance record of the Nomination Committee meeting is set out in the section headed "The Board" of this report.

NOMINATION POLICY

During the year, the Board has reviewed and revised the Company's Nomination Policy, which is available on the Company's website and sets out the criteria and process in the nomination and appointment of Directors. Below are the criteria to select and recommend candidates for directorship and nomination procedures and the process.

Selection criteria

In the determination of the suitability of a candidate, the Nomination Committee shall consider the potential contributions a candidate can bring to the Board in terms of qualifications, skills, experience, independence, age, culture, ethnicity and gender diversity. The Nomination Committee shall evaluate potential candidate(s) for election as member(s) of the Board on the basis of the entirety of their credentials and in light of the criteria set forth below:

- (i) character and integrity;
- (ii) accomplishment, qualifications, perspectives, skills and experience relevant to the Company's business and corporate strategy;
- (iii) willingness to devote adequate time to participate in the Board's affairs such as attending meetings of the Board and its committees to discharge his/her duties;
- (iv) willingness and ability to represent the general best interests of the Company and its shareholders as a whole;
- (v) diversity criteria set out in the Company's Board Diversity Policy and any measurable objectives adopted by the Nomination Committee for achieving diversity on the Board;

於本年度，提名委員會已檢討董事會的多元化、架構、人數及組成、檢討及建議董事會批准就重選退任董事提呈於二零二一年股東週年大會之決議案、審閱獨立非執行董事之獨立性及向董事會提出建議以配合本公司的企業策略。

根據其職權範圍，提名委員會每年須至少召開一次會議。於本年度已舉行一次提名委員會會議，而提名委員會會議之出席記錄已刊於本報告「董事會」一節內。

提名政策

於本年度，董事會已檢討及修改本公司之提名政策，其已上載至本公司之網站，當中亦載列提名及委任董事之準則及流程。以下為甄選及推薦候選人出任董事的準則及提名程序及流程。

甄選準則

於決定候選人是否合適時，提名委員會應考慮候選人在資歷、技能、經驗、獨立性、年齡、文化、種族及性別多樣性方面對董事會作出的潛在貢獻。提名委員會在評估潛在候選人以選舉為董事會成員的過程中，將考慮以下範疇，並以候選人整體資歷為基準：

- (i) 品格與誠信；
- (ii) 成就、資歷、觀點、技能及與本公司業務及企業策略相關的經驗；
- (iii) 願意投放足夠時間參與董事會的事務，例如出席董事會及其委員會的會議以履行其職責；
- (iv) 體現本公司及其股東整體最佳利益的意願和能力；
- (v) 本公司之董事會成員多元化政策所載的多元化準則，以及提名委員會為達致董事會多元化而採納的任何可衡量目標；

- (vi) requirements for the Board to have sufficient independent non-executive directors in accordance with the Listing Rules and the independence of the candidates, if applicable, with reference to the independence guidelines set out in the Listing Rules;
- (vii) if a proposed candidate will be holding his/her seventh (or more) listed company directorship, the candidate's ability to devote sufficient time to the Board; and
- (viii) such other perspectives appropriate to the Company's business.

These aforesaid criteria are for reference only, and not meant to be exhaustive and decisive. The Nomination Committee has the discretion to nominate any person, as it considers appropriate.

Nomination and Selection Process

- (i) the Nomination Committee, based upon the needs of the Board for additional or replacement Board members, solicits ideas for possible candidates from a number of sources, including capable individuals personally known to and recommended by the members of the Board and research undertaken by or on behalf of the Nomination Committee or professional firms. The Nomination Committee also considers recommendations and nominations made by shareholders of the Company, as described in (iv) below;
- (ii) if one or more desirable candidate(s) is/are identified, the Nomination Committee shall evaluate such candidate(s), based on the criteria set out in above selection criteria, and determine whether such candidate(s) is/are qualified for directorship;
- (iii) the Nomination Committee shall select and rank desirable candidates by order of preference based on the needs of the Company, and make recommendations to the Board for directorship;
- (iv) any shareholder of the Company who wishes to nominate a person to stand for election as a Director at any general meeting in accordance with requirements under the Company's Bye-laws, lodge with the Company (a) a written nomination of the candidate; (b) a written confirmation from such nominated candidate of his or her willingness to stand for election; and (c) biographical details of such nominated candidate as required under Rule 13.51(2) of the Listing Rules; and

- (vi) 根據上市規則，有關董事會擁有足夠獨立非執行董事的規定，以及候選人的獨立性(如適用)，並參考上市規則所載的獨立性指引；
- (vii) 若擬議的候選人將擔任其第七個(或更多)上市公司董事職位，候選人須具有為董事會投放足夠時間的能力；及
- (viii) 適用於本公司業務的其他各項因素。

上述準則只供參考，並不旨在涵蓋所有因素，也不具決定性作用。提名委員會可決定提名任何其認為適當的人士。

提名及甄選過程

- (i) 提名委員會因應董事會對增加或替代董事會成員的需求，於不同渠道訪求潛在候選人，包括董事會成員認識及推薦的勝任人士及提名委員會或其代表，或委託專業公司訪求合資格人士。提名委員會亦會考慮本公司股東按下文(iv)建議及提名的人士；
- (ii) 如涉及一個或多個潛在候選人，提名委員會將按上述甄選準則所載的準則以評估候選人，並決定該候選人是否合資格出任董事；
- (iii) 提名委員會將按本公司的需要甄選及排列潛在候選人的優先次序，並向董事會作出建議以出任董事；
- (iv) 本公司任何股東如欲提名某人在股東大會上選舉為董事，除遵守本公司之公司細則的規定外，還須向本公司呈交(a)候選人的書面提名；(b)該提名候選人願意參選的書面確認；及(c)上市規則第13.51(2)條規定該提名候選人的履歷詳情；及

(v) for any person nominated by a shareholder for election as a Director at any general meeting of the Company in accordance with the Company's Bye-laws, the Nomination Committee shall apply the same criteria as set out in the above selection criteria to evaluate and determine whether such candidate is qualified for directorship and where appropriate, the Nomination Committee and/or the Board shall make recommendations to shareholders in respect of the proposed election of Director at the general meeting. Details of the proposed candidate(s) including his/her/their personal particulars and the Board's recommendation(s) will be included in a circular to be sent to the shareholders for consideration in accordance with the applicable Listing Rules.

The Board will review the Nomination Policy and make necessary amendments, as appropriate, to ensure the effectiveness of the Nomination Policy and compliance with regulatory requirements and corporate governance practice.

CORPORATE GOVERNANCE FUNCTION

While the Board is and remains principally responsible for the corporate governance functions of the Company, it has delegated the relevant duties to the Executive Committee to ensure the proper performance of corporate governance functions of the Company. In this connection, the terms of reference of the Executive Committee includes various duties relating to corporate governance matters which are set out in paragraph "Executive Committee" of this report.

COMPANY SECRETARY

The Company Secretary supports the Chairman, the Board and Board Committees by ensuring good information flow within the Board and that Board policy and procedures are followed. The Company Secretary reports to the Board and assists the Board in functioning effectively and efficiently. The Company Secretary also advises the Board on governance matters and facilitates the induction and professional development of Directors. All Directors may call upon the Company Secretary for advice and assistance at any time in respect to their duties and the effective operation of the Board and the Board Committees.

Ms. Wong Yuen Sze is the Company Secretary. She is a full time employee of the Company and has day-to-day knowledge of the Company's affairs. Ms. Wong undertook no less than 15 hours of relevant professional training during the Year.

(v) 任何經由股東按本公司的公司細則提名於任何本公司之股東大會上選舉為董事的人士，提名委員會將按上述甄選準則所載的相同準則予以評估，並決定其是否合資格出任董事，並且，提名委員會及／或董事會應就於股東大會上擬議的董事選舉向股東提出建議（如適用）。有關擬議候選人的詳情（包括其個人資料及董事會建議）將載於根據適用上市規則送交股東考慮的通函內。

董事會將不時檢討提名政策並進行必要的修訂，以確保提名政策行之有效，以及遵守監管要求及企業管治常規。

企業管治職能

本公司的企業管治職能現時主要由董事會負責，其授權相關職責予執行委員會以確保本公司之企業管治職能獲適切履行。就此，執行委員會之職權範圍包括各項與企業管治事宜有關的職責載列於本報告「執行委員會」一段內。

公司秘書

公司秘書支援主席、董事會及董事委員會，確保董事會之間資訊流通無阻以及董事會政策及程序得以遵循。公司秘書向董事會報告，並協助董事會有效及具效率地運作。公司秘書亦就管治事宜向董事會提供意見，並協助安排董事之入職及專業發展。全體董事可隨時要求公司秘書提供有關其職責及致使董事會及董事委員會有效運作之意見及協助。

黃婉詩女士為公司秘書。彼為本公司之全職僱員，對本公司事務有日常認識。黃女士於本年度已接受不少於十五小時之相關專業培訓。

RISK MANAGEMENT AND INTERNAL CONTROL

The Board has overall responsibility for developing and maintaining sound and effective risk management and internal control procedures and systems of the Group and reviewing their effectiveness to protect shareholders' interest and to safeguard the Group's assets at least annually. The risk management and internal control systems are designed to manage rather than eliminate the risk of failure to achieve business objectives and can only provide reasonable but not absolute assurance against material misstatement or loss. The review covers financial, operational and compliance controls and risk management functions.

During the Year, the Company has taken risk management as a core part of its business activities and operations. The Company is taking steps to refine its comprehensive risk management system that is aligned with the strategies and operations of the Company by standardising its risk management procedures, adopting qualitative and quantitative measures to identify, evaluate and mitigate the identified significant risks. Furthermore, the Company has increased the level of synergy between risk management and internal audit by identifying the potential risks by reviewing the internal control system, policies and/or procedures relating to the Group's business operations so as to promote the risk control capabilities.

Risk Management System

The Group adopts a risk management system which manages the risk associated with its businesses and operations. The system comprises the following phases:

- Identification: identify ownership of risks, business objectives and risks that could affect the achievement of objectives;
- Evaluation: analyse the likelihood and impact of risks and evaluate the risk portfolio accordingly; and
- Management: consider the risk exposures, ensure effective communication to the Board and monitor the residual risks on an ongoing basis.

風險管理及內部監控

董事會全面負責設立及維持本集團良好有效的風險管理及內部監控程序及系統，並最少每年審閱其有效性以保障股東之利益及本集團之資產。風險管理及內部監控系統旨在管理而非消除未能達致業務目標的風險，僅能提供合理而非絕對保證並無重大失實陳述或損失。有關審閱包括財務、運作及合規監控以及風險管理職能。

於本年度，本公司已將風險管理視作其業務活動及營運之核心部分。本公司正在採取步驟，透過標準化其風險管理程序，採納定性及定量措施，藉此完善與本公司策略及營運一致之全面風險管理系統，以識別、評估及緩解已識別之重大風險。此外，本公司已透過審閱有關本集團業務營運之內部監控制度、政策及／或程序以識別潛在之風險，藉此增強風險管理與內部審核之協同效應，並提升風險控制能力。

風險管理系統

本集團已採納一套風險管理系統以管理有關其業務及營運的風險。該系統包括以下層面：

- 識別：識別風險所有權、業務目標及可能影響目標達成的風險；
- 評估：分析風險的可能性及影響並對風險組合作出相應評估；及
- 管理：考慮風險應對，確保與董事會已就風險進行有效溝通並持續監察剩餘風險。

Internal Control System

The Company has in place an internal control system which enables the Group to achieve objectives regarding the effectiveness and efficiency of operations, reliability of financial reporting and compliance with applicable laws and regulations. The components of the framework are shown as follows:

- Control environment: a set of standards, processes and structures that provide the basis for carrying out internal control across the Group;
- Risk assessment: a dynamic and iterative process for identifying and analysing risks to achieve the Group's objectives, forming a basis for determining how risks should be managed;
- Control activities: actions established by policies and procedures to ensure that management's directives to mitigate risks for the achievement of objectives are carried out;
- Information and communication: internal and external communications to provide the Group with the information needed to carry out the daily controls; and
- Monitoring: ongoing and separate evaluations to ascertain whether each component of the internal control system is present and functioning.

During the Year, the Company has engaged an independent professional firm as internal audit advisor (the "Internal Audit Advisor") to provide risk management and internal control assessment services to assist the Board and the Audit Committee in ongoing monitoring and in performing the internal audit functions for the Group. The review included interviews with relevant management and key process owners and performing walkthrough tests to identify the major risk and significant deficiencies, and making recommendation for approving the internal control system to the Audit Committee for further approval. The Board, through the Audit Committee, has reviewed, considered and discussed the findings and recommendations of the internal audit reports prepared by the Internal Audit Advisor for the Year. Having taken the recommendations in the internal audit reports into consideration, the Group will continue to improve its risk management and internal control systems. In addition, the Internal Audit Advisor has also performed a follow-up assessment on the findings as identified in the internal audit reports to assess the remediation status.

內部監控系統

本公司已制定內部監控系統，可促使本集團達致營運有效性及效率性、財務報告可靠性及遵守適用法律及法規的目標。該框架由以下關鍵部分組成：

- 監控環境：為本集團開展內部監控提供基礎的一套標準、程序及結構；
- 風險評估：一個識別及分析風險之動態及迭代過程，以達致本集團目標，為釐定如何管理風險奠定基礎；
- 監控行動：政策及程序制定行動以確保管理層就減輕達成目標所承受風險而作出之指令獲執行；
- 資料及通訊：為本集團提供進行日常監控所需內部及外部通訊及資料；及
- 監察：為確定內部監控系統各組成部分是否存在及運行而進行的持續及單獨評估。

於本年度，本公司委聘獨立專業公司作為內部審核顧問（「內部審核顧問」）以提供風險管理及內部監控評估服務，以協助董事會及審核委員會以持續監控及執行本集團之內部審核功能。該審閱包括與相關管理層及主要負責人面談，以及進行穿行測試以識別主要風險及重大不足之處，並提出改善內部監控系統之建議，供審核委員會作進一步審批。董事會透過審核委員會已審閱、考慮及討論內部審核顧問就本年度編製之內部監控報告之結果及建議。經考慮內部監控報告之建議後，本集團將繼續完善其風險管理及內部監控系統。此外，內部審核顧問亦就內部監控報告所確認之發現事項進行跟進評估，以評估糾正情況。

The Board has considered the adequacy of resources, qualifications and experience of staff of the Group's accounting and financial reporting function, and their training programs and budget, by reviewing the internal audit reports prepared by the Internal Audit Advisor and management letters submitted by external auditor, if any. The Board and the Audit Committee met with the internal and external auditors and management to discuss the findings from their works and recommendations.

During the Year, the Board is not aware of any significant internal control and risk management weaknesses or inconsistencies with the risk management policies, and considered that the existing risk management and internal control systems are effective and adequate. The Company has complied with the relevant code provisions of the CG Code relating to risk management and internal control.

HANDLING AND DISSEMINATION OF INSIDE INFORMATION

The Company is aware of its continuing disclosure obligations as to inside information and has a policy with regard to the principles and procedures for handling and disseminating the Company's inside information in compliance with the requirements under the Securities and Futures Ordinance and the Listing Rules.

The Executive Committee and the designated executives of the Company are responsible for assisting the Board in reviewing potential inside information and assessing the need for disclosure and to oversee the internal reporting system and procedures. The Company has taken reasonable precautions for preserving the confidentiality of the inside information, including inter alia:

- (i) access to inside information is restricted to specific persons on a need-to-know basis;
- (ii) enter into appropriate confidentiality agreements when negotiating on potential and significant transactions;
- (iii) codify a strict prohibition on unauthorised use or disclosure of inside information in employee handbook; and
- (iv) circulate reminder, from time to time, to the Directors and specified relevant employees of the Group, who are considered to be likely in possession of inside information, of their duties and obligations in respect of dealings in the securities of the Company.

董事會透過審閱內部審核顧問編製之內部監控報告及外聘核數師所提交之審核情況說明函件(如有),考慮本集團在會計及財務匯報職能方面的資源、員工資歷及經驗,以及員工所接受的培訓課程及有關預算是否足夠。董事會及審核委員會已會見內部核數師及外聘核數師以及管理層以討論彼等從工作及分析所得之發現及建議。

於本年度,董事會並不知悉任何重大內部監控及風險管理弱點或與風險管理政策有任何不相符,並認為現有風險管理及內部監控系統屬有效及足夠。本公司已遵守企業管治守則中有關風險管理及內部監控的相關守則條文。

處理及發佈內幕消息

本公司明白其應履行內幕消息的持續披露責任,並具有有關處理及發佈本公司內幕消息的原則及程序之政策,以遵守證券及期貨條例及上市規則的規定。

執行委員會及本公司之指定行政人員負責協助董事會審核潛在的內幕消息及評估公佈的需要及監察內部通報系統及程序。本公司已採取合理措施將內幕消息保密,其中包括:

- (i) 按有需要知情基準,將得知內幕消息限制於指定人士;
- (ii) 於談判潛在及重大交易前訂立適當的保密協議;
- (iii) 於員工手冊內訂明嚴禁未經授權使用或披露內幕消息;及
- (iv) 不時發出通告以提醒董事及本集團特定之有關僱員(彼等被視為可能知悉內幕消息)於買賣本公司之證券時應有的職責及責任。

CORPORATE GOVERNANCE REPORT

企業管治報告

AUDITOR'S REMUNERATION

During the Year, PricewaterhouseCoopers, the external auditor of the Company, provided the following services to the Group and their respective fees charges are set out below:

Types of services	服務種類	HK\$'000 千港元
Audit fee for the Group	本集團之審核費用	2,667
Taxation services	稅務服務	125
Environmental, social and governance report services	環境、社會及管治報告服務	150
Total	總額	2,942

RESPONSIBILITY FOR PREPARATION AND REPORTING OF ACCOUNTS

The Directors acknowledge their responsibility for preparing the accounts which were prepared in accordance with statutory requirements and applicable accounting standards. A statement by the external auditor about its reporting responsibilities is set out in the independent auditor's report included in this annual report.

There are no material uncertainties relating to events or conditions that may cast significant doubt upon the Company's ability to continue as a going concern.

INVESTOR RELATIONS AND COMMUNICATION

The Group is committed to promoting transparency and maintaining effective communication with shareholders, investors, analysts and the press. During the Year, the Company has reviewed and revised its shareholders communication policy, which is available on the Company's website, to ensure the effective implementation of this policy and the effective and timely dissemination of information (including its financial performance, strategic goals and plans, material developments, corporate governance and risk profile) to shareholders and the investment community. The management from time to time meets with existing and potential investors to make corporate presentations.

核數師酬金

於本年度，本公司之外聘核數師羅兵咸永道會計師事務所就向本集團提供下列服務分別收取之費用為：

編製及呈報賬目之責任

董事明白彼等須負責根據法定要求及適用會計準則編製賬目。外聘核數師就其呈報責任而發出之聲明載於本年報之獨立核數師報告內。

概無重大不明朗事件或情況可能會嚴重影響本公司持續經營之能力。

與投資者之關係與溝通

本集團致力提高透明度，並維持與股東、投資者、分析員及傳媒之良好溝通。於本年度，本公司已檢討及修改其股東通訊政策（其已上載至本公司網站），以確保本政策的有效實施，並有效及適時向股東及投資人士傳達資訊（包括其財務表現、戰略目標及計劃、重大發展、企業管治及風險概況）。管理層不時與現有及潛在投資者作企業簡佈。

The Group also promotes communications with its shareholders and the investment community mainly through (i) Company's financial reports (interim and annual reports), corporate governance report, environmental, social and governance reports, results announcements, other corporate announcements and circulars which are submitted to the website of the Stock Exchange; and (ii) annual general meetings and other general meetings which may be convened. Such general meetings are presided over and led by the Chairman, Board members, in particular, either the chairmen or deputy chairmen of Board committees or their delegates, appropriate management executives and external auditor will attend annual general meetings and/or other general meetings to answer Shareholders' questions. The Company's user-friendly website, <http://www.hkshalliance.com>, provides investors with the latest news, corporate profile, business information and financial information including announcements, circulars, annual and interim reports, etc.

CONSTITUTIONAL DOCUMENTS

During the Year, there was no change in the Company's constitutional documents.

SHAREHOLDERS' RIGHTS

The Board endeavours to maintain an ongoing dialogue with shareholders. The Company encourages the shareholders to attend general meetings and the Chairmen of the Board and the Board Committees should attend annual general meeting (the "AGM") to answer questions.

本集團亦主要透過(i)呈交予聯交所網站之本公司財務報告(中期及年度報告)、企業管治報告、環境、社會及管治報告、業績公告、其他公司公告及通函；及(ii)股東週年大會及其他可能召開的股東大會，促進與其股東及投資人士的溝通。該等股東大會由主席主持及帶領，董事會成員(尤其是董事會轄下各委員會的主席或副主席或其代表)、適當的行政管理人員及外聘核數師均會出席股東週年大會及／或其他股東大會以回答股東之提問。本公司方便易用之網站(<http://www.hkshalliance.com>)為投資者提供最新消息、公司簡介、業務資料以及包括公告、通函、年度報告及中期報告等財務資料。

憲章文件

於本年度，本公司之憲章文件並無變動。

股東權利

董事會致力持續與股東維持溝通。本公司鼓勵股東參加股東大會，而董事會及董事委員會主席應出席股東週年大會(「股東週年大會」)以解答提問。

(A) Convening a Special General Meeting by Shareholders

Pursuant to Bye-law 58 of the Company's Bye-laws and section 74 of the Companies Act 1981 (as amended) of Bermuda (the "Companies Act"), shareholders holding at the date of deposit of the requisition not less than one-tenth of the paid up capital of the Company carrying the right of voting at general meetings of the Company shall at all times have the right, by written requisition to the Board or the Company Secretary, to require a special general meeting to be called by the Board for the transaction of any business specified in such requisition; and such meeting shall be held within two months after the deposit of such requisition. If the Directors do not within twenty-one days from the date of the deposit of the requisition proceed duly to convene a meeting, the requisitionists, or any of them representing more than one-half of the total voting rights of all of them, may themselves convene a meeting, but any meeting so convened shall not be held after the expiration of three months from the said date.

A meeting convened under this section by the requisitionists shall be convened in the same manner, as nearly as possible, as that in which meetings are to be convened by Directors. Any reasonable expenses incurred by the requisitionists by reason of the failure of the Directors duly to convene a meeting shall be repaid to the requisitionists by the Company.

(B) Putting Forward Proposals at General Meetings

Sections 79 and 80 of the Companies Act allow certain shareholder(s) to make requisition to the Company to give notice to the shareholders in respect of any resolution which is intended to be moved at an AGM or circulate a statement in respect of any proposed resolution or business to be considered at a general meeting of the Company. Under section 79 of the Companies Act, at the expense of the requisitionists unless the Company otherwise resolves, it shall be the duty of the Company on the requisition in writing by such number of shareholders:

- (a) to give to the shareholders entitled to receive notice of the next AGM notice of any resolution which may properly be moved and is intended to be moved at that meeting;

(A) 股東召開股東特別大會

根據本公司之公司細則第58條及百慕達一九八一年公司法(經修訂)(「公司法」)第74條，於遞呈要求日期持有不少於本公司繳足股本(賦有於本公司股東大會上投票權)十分之一的股東於任何時候有權透過向董事會或公司秘書發出書面要求，要求董事會召開本公司之股東特別大會，以處理有關要求中指明的任何事項；且該大會應於遞呈該要求後兩個月內舉行。倘董事並無於遞交請求書日期起計二十一日內正式召開股東特別大會，則請求人或當中佔過半數總投票權之任何人士可自行召開股東特別大會，惟所召開之任何股東特別大會不得於遞交請求書日期起計三個月屆滿後舉行。

由遞呈要求人士所召開之大會須盡可能以董事將召開會議相同形式召開。任何因董事未有妥善召開股東特別大會而引致請求人所招致之合理費用，須由本公司償還給請求人。

(B) 於股東大會提呈建議

公司法第79及80條允許若干股東請求本公司就擬於股東週年大會上動議之任何決議案向股東發出通告或就將於本公司股東大會上考慮之任何建議決議案或事項傳閱一份陳述書。根據公司法第79條，於有關數目股東發出書面請求時，本公司有責任(除非本公司另行議決，費用概由請求人承擔)：

- (a) 向有權收取下屆股東週年大會通告之股東發出通告，以告知可能於該大會上正式動議及擬動議之任何決議案；

- (b) to circulate to the shareholders entitled to have notice of any general meeting sent to them any statement of not more than 1,000 words with respect to the matter referred to in any proposed resolution or the business to be dealt with at that meeting.

The number of shareholders necessary to make the abovementioned requisitions to the Company shall be:

- (a) either any number of shareholders representing not less than one-twentieth of the total voting rights of all the shareholders having at the date of the requisition a right to vote at the meeting to which the requisition relates; or
- (b) not less than one hundred shareholder.

Notice of any such intended resolution shall be given, and any such statement shall be circulated, to shareholders entitled to have notice of the meeting sent to them by serving a copy of the resolution or statement on each such shareholder in any manner permitted for service of notice of the meeting, and notice of any such resolution shall be given to any other shareholder by giving notice of the general effect of the resolution in any manner permitted for giving him notice of meetings of the Company, provided that the copy shall be served, or notice of the effect of the resolution shall be given, as the case may be, in the same manner and, so far as practicable, at the same time as notice of the meeting and, where it is not practicable for it to be served or given at that time, it shall be served or given as soon as practicable thereafter.

Section 80 of the Companies Act sets out the conditions to be met before the Company is bound to give any notice of resolution or to circulate any statement. Pursuant to section 80 of the Companies Act, the Company shall not be bound to give notice of any resolution or to circulate any statement as mentioned in the above unless:

- (a) a copy of the requisition signed by the requisitionists, or two or more copies which between them contain the signatures of all the requisitionists, is deposited at the registered office of the Company:
 - (i) in the case of a requisition requiring notice of a resolution, not less than six weeks before the meeting; and

- (b) 向有權收取任何股東大會通告之股東傳閱一份不超過一千字之陳述書，以告知該大會之任何建議決議案所述事宜或將處理之事項。

向本公司作出以上請求所需之股東數目為：

- (a) 佔請求當日持有不少於全體股東(其擁有於請求所涉股東大會上表決之權利)總投票權二十分之一之任何數目股東；或
- (b) 不少於一百名股東。

任何該等擬定決議案之通告及任何該等陳述書，應向有權收取會議通告之股東(以任何准許送達會議通告之方式，將該決議案或陳述書之副本，送達至該等股東)發出或傳閱；至於向任何其他股東發出任何該等決議案之通告，則須以准許用於向該等股東發出本公司會議通告之方式，向其發出具該等決議案大意之通告，但該副本之送達方式或該等決議案大意通告之發出方式(視乎情況而定)，須與會議通告發出之方式相同，而送達或發出之時間，亦須在切實可行情況下與會議通告發出之時間相同，如當時不能送達或發出，則須於隨後在切實可行情況下盡快送達或發出。

公司法第80條載有在本公司有責任發出任何決議案通告或傳閱任何陳述書前必須符合之條件。根據公司法第80條，除非符合以下條件，否則本公司毋須如上文所述發出任何決議案通告或傳閱任何陳述書：

- (a) 向本公司註冊辦事處提交遞呈要求人士簽署之一份請求書副本，或載有所有遞呈要求人士簽署之兩份或以上副本；
 - (i) 對要求決議案通告之請求書而言，不少於會議前六週；及

- (ii) in the case of any other requisition, not less than one week before the meeting; and
- (b) there is deposited or tendered with the requisition a sum reasonably sufficient to meet the Company's expense in giving effect to the procedures in the above (i.e. the giving of notice of resolution and/or circulation of statement).

Provided that if, after a copy of the requisition requiring notice of a resolution has been deposited at the registered office of the Company, an AGM is called for a date six weeks or less after the copy has been deposited, the copy though not deposited within the above-mentioned time shall be deemed to have been properly deposited for the purposes thereof.

(C) Making Enquiry

Shareholders should direct their enquiries about their shareholdings to the branch share registrar and transfer office of the Company in Hong Kong, Computershare Hong Kong Investor Services Limited of 17M Floor, Hopewell Centre, 183 Queen's Road East, Wanchai, Hong Kong. For other enquiries, shareholders may send written enquiries to the Company, for the attention of Company Secretary by mail to Rooms 1103-05, 11th Floor, East Town Building, 41 Lockhart Road, Wanchai, Hong Kong.

The procedures for proposing a person for election as a Director are made available at the Company's website (<http://www.hkshalliance.com>).

DIVIDEND POLICY

During the Year, the Company has reviewed and revised the Dividend Policy, which aims to set out the approach with the objective of achieving right balance of the amount of dividend and profits retained in the business for various purposes.

In determining whether to propose a dividend and the dividend payment ratio in respect of any particular financial year or period, the Board will take into account a desire to maintain a constant and stable dividend level with an overall objective of maximising shareholders' value over a longer term while retaining adequate reserves for the Group's future growth, and will consider the following factors in declaring or recommending dividend to the shareholders from time to time:

- (ii) 對任何其他請求書而言，不少於會議前一週；及
- (b) 已向本公司提交或提供合理足夠符合本公司履行上文所述(即發出決議案通告及/或傳閱陳述書)所需開支之款項。

惟如於要求決議案通告之請求書副本提交予本公司註冊辦事處後，已於提交副本後六週或以內期間召開股東週年大會，則即使該副本未於上述期限內提交，亦應視為已就有關目的妥為提交。

(C) 提出查詢

股東可就其所持股權向本公司之股份過戶及登記處香港分處，即香港中央證券登記有限公司查詢，地址為香港灣仔皇后大道東183號合和中心17M樓。就其他查詢而言，股東可以書面形式郵寄函件致本公司之公司秘書，地址為香港灣仔駱克道41號東城大廈11樓1103-05室查詢。

提呈一名候選董事之程序刊載於本公司網頁(<http://www.hkshalliance.com>)。

股息政策

於本年度，本公司已檢討及修改股息政策，其旨在載列為達致派息及保留利潤金額作各種業務用途間取得平衡為目的而採取的方針。

在釐定是否就任何特定財政年度或期間派發股息及股息支付比率時，董事會將考慮維持持續及穩定的股息水平為基準，以最大化股東長遠價值為整體目標，同時為本集團未來發展保留足夠儲備，並會不時考慮以下因素以向股東宣派或建議派發股息：

- | | |
|---|---|
| <ul style="list-style-type: none"> (i) financial results of the Group; (ii) shareholders' interests; (iii) general business conditions and strategies; (iv) expected financial performance and market conditions; (v) projected level of capital expenditures and future investment plans; (vi) level of cash and retained earnings; (vii) possible effects on liquidity and financial position; (viii) statutory and regulatory restrictions (including the laws of Bermuda and the Company's Bye-laws and any other applicable laws and regulations); (ix) tax considerations; and (x) any other factors the Board may deem relevant. | <ul style="list-style-type: none"> (i) 本集團的財務業績； (ii) 股東權益； (iii) 整體業務狀況及策略； (iv) 預期財務表現及市況； (v) 預計資本開支水平及未來投資計劃； (vi) 現金和保留盈利水平； (vii) 對流動資金及財務狀況的潛在影響； (viii) 法定及監管限制(包括百慕達法例及本公司章程細則及其他適用法例及法規)； (ix) 稅務考慮；及 (x) 董事會認為相關的任何其他因素。 |
|---|---|

Dividends may be proposed and/or declared by the Board for a financial year or period in the form of interim dividend, final dividend, special dividend and any distribution of net profits that the Board may deem appropriate. The Company may declare and pay dividends by way of cash or scrip or by other means that the Board considers appropriate.

董事會可以在一個財政年度或期間以中期股息、末期股息、特別股息及董事會認為適當的任何淨利潤分配的形式提議及／或宣派股息。本公司可透過現金或以股代息或董事會認為適當的其他方式宣派及派付股息。

The actual dividend that the Board may declare or recommend in respect of any particular financial year or period will be subject to the factors under this policy and there can be no assurance that dividend will be declared or paid in any particular amount for any particular financial year or period.

董事會就任何特定財政年度或期間所宣派及建議之實際股息將受本政策所規定的因素約束，並且未能保證在任何特定財政年度或期間宣派或支付任何特定金額的股息。

The Board will review this policy and make necessary amendments, as appropriate, to ensure the effectiveness of this policy.

董事會將不時檢討本政策並酌情進行必要的修訂，以確保本政策行之有效。

On behalf of the Board
Yao Cho Fai Andrew
Chairman

代表董事會
 主席
姚祖輝

Hong Kong, 29th June 2022

香港，二零二二年六月二十九日

REPORT OF THE DIRECTORS

董事會報告

The board of directors (the “Board”) of Hong Kong Shanghai Alliance Holdings Limited (the “Company”) presents its annual report together with the audited consolidated financial statements of the Company and its subsidiaries (collectively, the “Group”) for the year ended 31st March 2022 (the “Year”).

PRINCIPAL ACTIVITIES

The Group is principally engaged in distribution and processing of construction materials such as steel products; trading of sanitary wares and kitchen cabinets; and property investment and fund management businesses.

Details of the Group’s revenue and segment information by business segments and geographical markets are set out in Note 5 to the accompanying consolidated financial statements.

RESULTS AND APPROPRIATIONS

Details of the Group’s results for the Year are set out in the consolidated income statement on page 82 of this annual report.

The Board has recommended the payment of a final dividend of HK1.50 cents per ordinary share for the year ended 31st March 2022 (2021: Nil), payable to shareholders whose names appear on the register of members of the Company at the close of business on Friday, 26th August 2022, subject to the approval of shareholders at the annual general meeting of the Company to be held on Thursday, 18th August 2022 (the “2022 AGM”). Final dividend is expected to be paid on Monday, 5th September 2022.

During the Year, an interim dividend of HK1.50 cents per ordinary share and a special dividend of HK1.00 cent per ordinary share were paid to the shareholders by the Company on 4th January 2022 and 27th August 2021, respectively.

滬港聯合控股有限公司(「本公司」)之董事會(「董事會」)提呈本公司及其附屬公司(統稱「本集團」)截至二零二二年三月三十一日止年度(「本年度」)之年報及經審核綜合財務報表。

主要業務

本集團主要從事分銷及加工建築材料，例如鋼鐵產品；衛浴潔具及廚櫃貿易；以及房地產投資及基金運營業務。

本集團按業務分部及地區市場劃分之收入及分部資料之詳情載於隨附之綜合財務報表附註5。

業績及分派

本集團截至本年度之業績詳情載於本年報第82頁之綜合損益表。

董事會建議向二零二二年八月二十六日(星期五)營業時間結束時名列本公司股東名冊之股東，派付截至二零二二年三月三十一日止年度每股普通股1.50港仙之末期股息(二零二一年：無)，惟須待股東於本公司於二零二二年八月十八日(星期四)舉行之股東週年大會(「二零二二年股東週年大會」)上批准後方告作實。末期股息預期將於二零二二年九月五日(星期一)派付。

於本年度，本公司於二零二二年一月四日及二零二一年八月二十七日分別向股東派付每股普通股1.50港仙之中期股息及每股普通股1.00港仙之特別股息。

CLOSURE OF REGISTER OF MEMBERS

The register of members of the Company will be closed during the following periods and during these periods, no transfer of shares will be registered:

- (i) For ascertaining the shareholders' entitlement to attend and vote at the 2022 AGM:

The register of members of the Company will be closed from Monday, 15th August 2022 to Thursday, 18th August 2022, both days inclusive, for the purpose of ascertaining the shareholders' entitlement to attend and vote at the 2022 AGM. In order to be eligible to attend and vote at the 2022 AGM, all properly completed transfer forms accompanied by the relevant share certificates must be lodged with the branch share registrar and transfer office of the Company in Hong Kong, Computershare Hong Kong Investor Services Limited (the "Branch Share Registrar") of Shops 1712-1716, 17th Floor, Hopewell Centre, 183 Queen's Road East, Wanchai, Hong Kong for registration no later than 4:30 p.m. on Friday, 12th August 2022.

- (ii) For ascertaining the shareholders' entitlement to the final dividend:

On the assumption that the resolution for declaring the final dividend is duly passed at the 2022 AGM, the register of members of the Company will be closed from Wednesday, 24th August 2022 to Friday, 26th August 2022, both days inclusive, for the purpose of ascertaining the shareholders' entitlement to the final dividend. In order to qualify for the final dividend, all properly completed transfer forms accompanied by the relevant share certificates must be lodged with the Branch Share Registrar for registration no later than 4:30 p.m. on Tuesday, 23rd August 2022.

暫停辦理股份過戶登記手續

本公司將於下列期間暫停辦理股份過戶登記手續，在此期間，所有股份轉讓將不會受理：

- (i) 釐定有權出席二零二二年股東週年大會並於會上投票之股東身份：

由二零二二年八月十五日(星期一)至二零二二年八月十八日(星期四)止(首尾兩天包括在內)，本公司將暫停辦理股份過戶登記手續，以釐定有權出席二零二二年股東週年大會並於會上投票之股東身份。為確保合資格出席二零二二年股東週年大會並於會上投票，所有填妥之股份過戶文件連同有關股票須於二零二二年八月十二日(星期五)下午四時三十分前送達本公司之股份過戶及登記處香港分處，即香港中央證券登記有限公司(「股份過戶香港分處」)，地址為香港灣仔皇后大道東183號合和中心17樓1712-1716號舖，辦理登記手續。

- (ii) 釐定股東享有末期股息之權利：

假設宣派末期股息之決議案於二零二二年股東週年大會上獲正式通過，由二零二二年八月二十四日(星期三)至二零二二年八月二十六日(星期五)止(首尾兩天包括在內)，本公司將暫停辦理股份過戶登記手續，以釐定股東享有末期股息之權利。為確保享有收取末期股息之權利，所有填妥之股份過戶文件連同有關股票須於二零二二年八月二十三日(星期二)下午四時三十分前送達股份過戶香港分處，辦理登記手續。

REPORT OF THE DIRECTORS

董事會報告

BUSINESS REVIEW

Discussion and analysis of the Group's business as required by Schedule 5 to the Companies Ordinance (Chapter 622 of the Laws of Hong Kong) covering a review of the Group's business, an analysis of the Group's performance using financial key performance indicators and the future development in the Group's business, are provided in the sections headed "Highlights", "Chairman's Statement" and "Management Discussion and Analysis" of this annual report, which shall form an integral part of this "Report of the Directors".

KEY RISKS AND UNCERTAINTIES

We believe the Group's financial condition, results of operation and business prospects may be affected by certain risks and uncertainties directly or indirectly pertaining to the Group's businesses, some of which are beyond our control. The followings are the major risks and uncertainties identified by the Group. There may be other possible risks and uncertainties which we are not aware of or which may not be material at present but may turn out to be material in the future.

Financial Risks

The Group's overall treasury and funding policies focus on managing financial risks including interest rate, foreign exchange and liquidity risks. The Group has always adhered to prudent financial management principles. Facing the volatility of RMB, the Group will continue to match RMB payments with RMB receipts to minimise exchange exposure. Forward foreign exchange contracts would be entered into when suitable opportunities arise and when management of the Group considers appropriate, to hedge against major non-HK dollars currency exposures. The Group always monitors cash flows and maintains an adequate level of cash and cash equivalents to ensure the ability to finance the Group's operations and reduce the effects of fluctuation in cash flows to mitigate liquidity risk.

Operational Risk

The Group may face operational risk resulting from inadequate or deficiency in internal processes, people and systems or from external events. The Group has clear responsibility and accountability rests with every function at divisional and departmental levels. The Group are governed and guided by good standard operating procedures, proper authorisation policies and reporting framework. Our management will identify and assess key operational exposures from time to time to adjust potential risk response.

業務回顧

就公司條例(香港法例第622章)附表5指定,本集團就業務之討論及分析,包括本集團之業務回顧、本集團運用財務關鍵表現指標進行的表現分析及本集團之未來業務發展,已載於本年報「摘要」、「主席報告書」以及「管理層討論及分析」各節中,該等討論及分析構成本「董事會報告」之一部分。

主要風險及不明朗因素

我們相信,本集團之財務狀況、經營業績及業務前景可能受直接或間接與本集團業務有關之若干風險及不明朗因素(有些為我們不能控制)所影響。以下為本集團界定為主要風險及不明朗因素。本集團可能面對並不知悉或可能目前並不重大但可能於未來轉變成重大之其他可能風險及不明朗因素。

財務風險

本集團整體庫務及融資政策集中於管理財務風險,包括利率、外匯及流動資金風險。本集團一直秉持審慎財務管理原則。面對人民幣之不穩定,本集團將繼續以人民幣收入結算其人民幣付款,從而減低匯兌風險。當出現適當時機且管理層認為合適之情況下,本集團將簽訂遠期外匯合約,用以對沖非港元貨幣之主要外匯風險。本集團持續監察現金流量及維持現金及現金等值於適當水平,以確保為本集團營運提供資金之能力並減少現金流量波動效應以減低流動資金風險。

營運風險

本集團可能面對來自內部流程、人員及系統或外部事件之不當或缺失而引起之營運風險。本集團設有配合各部門及部門級別之間各功能明確之責任及問責制。本集團以優良經營程序、適當授權政策及報告準則進行管理及指引。管理層將不時確定及評估主要營運風險以調整對潛在風險的應對。

Business Risk

The Group's business performance will be affected by various factors, including but not limited to economic conditions, competitive environment of steels and building industry, performance of property markets and regulatory changes in regions where our business carry on or investments locate, which would not be mitigated even with careful and prudent investment strategy and strict procedure.

Human Capital and Retention Risk

The Group may face the risk of not being able to attract and retain key personnel and talents with appropriate and required skills, experience and competence to meet the business objectives and strategy. We will provide attractive remuneration package to suitable candidates and personnel. Through training of existing personnel and hiring of new personnel that raise the average, we continue to create a great team capable of making sure we are one of the best long-term investments for our shareholders and a great place to work for our employees.

ENVIRONMENTAL POLICIES AND PERFORMANCE

Environmental Protection

The Group is committed to achieving environmental sustainability. Our commitment to protect the environment is well reflected by our continuous efforts in promoting green measures and awareness in our daily business operations.

We encourage environmental protection and promote awareness towards environmental protection to our employees and other stakeholders. An environmental, social and governance ("ESG") working group, which is chaired by an Executive Director, Mr. Lau Chi Chiu, and consists of our several line managers, has been set up to assist the Board in enhancing ESG implementation. The Group strives to reduce its emission intensity in our daily business operations through various measures, including but not limited to, the installation of renewable energy facilities, adoption of energy saving measures for our office as well as properties under our management, recycling and reducing of paper, metal and plastic used in our daily operation.

業務風險

本集團之業務表現將受多項因素影響，包括(但不限於)我們進行業務或投資之地點之經濟狀況、鋼鐵及建築材料行業之競爭環境、房地產市場之表現及地區之監管變動，而此等因素甚至實行小心謹慎之投資策略及嚴格程序也不能減輕風險。

人力資本及留聘風險

本集團可能面臨不能夠吸引及留聘擁有合適及所需技能、經驗及能力以滿足業務目標及戰略之主要人員及優秀人才之風險。我們會向合適人選及人員提供具吸引力之薪酬待遇。透過培訓現有人員及聘請勇於突破之新人員，我們繼續創建有能力的優秀團隊，確保我們成為就股東而言為最佳長期投資，及就僱員而言為良好之工作地方。

環境政策及表現

環境保護

本集團於達致環境可持續發展上不遺餘力。透過在我們之日常業務營運中努力不懈地推動環保措施及意識，以反映我們對保護環境之承諾。

我們提倡環保並向僱員及其他持份者宣揚環保意識。本集團已成立環境、社會及管治(「環境、社會及管治」)工作小組，其由執行董事劉子超先生(擔任主席)及多位業務經理所組成，以協助董事會加強環境、社會及管治的實施。本集團致力於其日常業務營運中透過不同措施以降低其排放密度，包括但不限於安裝可再生能源設備、於我們的辦公室以及在管物業採用節能措施、回收及減少用紙、金屬及塑膠使用。

REPORT OF THE DIRECTORS

董事會報告

Community Involvement

We care about the communities where we are active and continuously support social initiatives. The Group has sponsored and participated in a wide range of charitable activities. Our employees have also participated in various corporate social responsibility initiatives. We care about our employees. We provide an enjoyable working environment and an integrity platform to ensure employees' well-being and safety.

We were awarded as the “Caring Company” from The Hong Kong Council of Social Service since 2007, and “Heart to Heart Company” by the Hong Kong Federation of Youth Group in 2010.

For further information about the environmental policies and performance and community involvement of the group during the year, please refer to the ESG report (the “Report”) which will be separately released on the website of The Stock Exchange of Hong Kong Limited (the “Stock Exchange”) and the website of the Company under the “Environmental, Social and Governance Report” section, the discussions of which form shall form an integral part of this “Report of the Directors”.

To access the online version of the ESG Report, please refer to the website address set out in the “Corporate Information” on page 3 of this annual report.

COMPLIANCE WITH RELEVANT LAWS AND REGULATIONS

The Group has formulated a clear organisational structure and accountability for implementation of procedures and monitoring of risk, which helps to ensure adequacy and effectiveness of controls over the reliability of financial reporting, effectiveness and efficiency of operations and compliance with applicable laws and regulations.

During the Year, as far as the Company is concerned, there was no material breach of or non-compliance with applicable laws and regulations by the Group that has a significant impact on the business and operations of the Group.

參與社區活動

我們積極持續支持社區活動，以關心我們之社區。本集團贊助並參與多項慈善活動。我們之僱員亦參加各種企業社會責任活動。我們亦關心僱員；我們為僱員提供愉快工作環境及良好平台，以確保彼等之健康及安全。

我們自二零零七年起獲得由香港社會服務聯會頒發之「商界展關懷」獎項；並於二零一零年獲得由香港青年協會頒發之「有心企業」獎項。

有關本集團於本年度的環境政策及表現以及社會參與之進一步資料，請參閱將另行刊載於香港聯合交易所有限公司（「聯交所」）網站及本公司網站「環境、社會及管治報告」一節內的環境、社會及管治報告（「報告」），有關討論亦構成本「董事會報告」之一部分。

如欲瀏覽環境、社會及管治報告的網上版本，請參閱本年報第3頁「公司資料」所載的網址。

遵守相關法律及法規

本集團已制定一套清晰組織架構及問責制度，以實行程序及監察風險，其有助於確保適當及有效控制財務報告之可靠性、營運效率及效益，以及遵循適用之法律及法規。

於本年度，就本公司所關注，本集團並無重大違反或不遵守適用之法律及法規，以致對本集團之業務及營運有顯著影響。

RELATIONSHIPS WITH STAKEHOLDERS

We have a deep sense of obligation to our stakeholders. We will consistently execute our strategies to provide desired returns on investment and sustainable growth to our shareholders. We recognise that employees are our valuable assets. We hire people for attitude and invest in development of our employees to create loyalty and love to the Company. We understand the importance of maintaining good relationship with our stakeholders (including but not limited to, employees, customers, suppliers and business partners) to achieve our long-term goals. To accomplish this, we continue to get closer to our stakeholders, build lasting relationship, and keep good communication to understand their needs and share with them our business development. During the Year, there was no material and significant dispute between the Company and its stakeholders.

SHARE CAPITAL

As at 31st March 2022 and as at the date of this report, there were 640,414,315 ordinary shares of the Company issued and fully paid.

Details of share capital and share options of the Company are respectively set out in Notes 33 and 34 to the accompanying consolidated financial statements.

RESERVES AND RETAINED EARNINGS

Movements in reserves and retained earnings of the Group and the Company during the Year are respectively set out in Notes 35 and 41 to the accompanying consolidated financial statements.

As at 31st March 2022, approximately HK\$53,986,000 (2021: approximately HK\$53,986,000) of the reserves and approximately HK\$47,940,000 (2021: approximately HK\$41,168,000) of the retained earnings were available for distribution to the Company's owners.

與持份者之關係

我們對持份者之責任重大。我們將貫徹執行我們之策略，以向股東提供可觀投資回報及可持續增長。我們意識到僱員是我們寶貴資產。我們聘請僱員著重其工作態度，並不遺餘力投資於僱員培訓方面，以加強僱員對本公司的歸屬感及熱愛。我們明白與持份者(包括但不限於僱員、客戶、供應商及業務夥伴)維持良好關係攸關重要，以實現我們之長期目標。為達到該目標，我們繼續與持份者保持緊密聯繫、建立長久關係，並保持良好溝通以了解其需要及與其分享我們之業務發展。於本年度，本公司及其持份者之間概無任何重大糾紛。

股本

於二零二二年三月三十一日及於本報告日期，本公司有640,414,315股已發行及繳足普通股股份。

有關本公司股本及購股權之詳情分別載於隨附之綜合財務報表附註33及34。

儲備及保留溢利

本集團及本公司於本年度之儲備及保留溢利變動情況分別載於隨附之綜合財務報表附註35及41。

於二零二二年三月三十一日，可供分派予本公司擁有人之儲備約為53,986,000港元(二零二一年：約53,986,000港元)，而保留溢利約為47,940,000港元(二零二一年：約41,168,000港元)。

REPORT OF THE DIRECTORS

董事會報告

PURCHASE, SALE OR REDEMPTION OF THE COMPANY'S LISTED SECURITIES

During the Year, the Company repurchased a total of 818,000 shares on the Stock Exchange at an aggregate consideration (before expenses) of HK\$317,710 and all the repurchased shares were cancelled. The directors of the Company (the "Directors") believe that share repurchases will be beneficial to the shareholders as the shares are traded at a discount to the net asset value per share. Details of the shares repurchased are as follows:

Month of repurchase 回購月份	Number of shares repurchased 購回股份數目	Consideration per share 每股代價		Aggregate consideration paid (before expenses) 已付代價總額 (扣除開支前) (HK\$)
		Highest 最高 (HK\$) (港元)	Lowest 最低 (HK\$) (港元)	
September 2021 二零二一年九月	318,000	0.300	0.300	95,400
November 2021 二零二一年十一月	346,000	0.450	0.435	153,010
December 2021 二零二一年十二月	154,000	0.450	0.450	69,300
Total 總計	818,000			317,710

Save as disclosed above, neither the Company nor any of its subsidiaries had purchased, sold or redeemed any of the Company's listed securities.

PRE-EMPTIVE RIGHTS

There are no provisions for pre-emptive rights under the Company's Bye-laws and the laws of Bermuda.

PROPERTY, PLANT AND EQUIPMENT, INVESTMENT PROPERTIES AND RIGHT-OF-USE ASSETS

Details of movements in property, plant and equipment, investment properties and right-of-use assets of the Group during the Year are set out in Notes 14, 15 and 16, respectively, to the accompanying consolidated financial statements.

購買、出售或贖回本公司上市證券

於本年度，本公司於聯交所回購合共818,000股股份，代價總額為317,710港元(扣除開支前)，而所有回購股份已註銷。由於股份以每股資產淨值折扣交易，本公司董事(「董事」)認為股份回購將為股東帶來裨益。股份回購詳情載列如下：

除上述所披露者外，本公司或其任何附屬公司概無購買、出售或贖回任何本公司之上市證券。

優先購買權

本公司之公司細則及百慕達法例均無任何關於優先購買權之規定。

物業、廠房及設備、投資物業及使用權資產

於本年度，本集團之物業、廠房及設備、投資物業及使用權資產之變動詳情分別載於隨附之綜合財務報表附註14、15及16。

SUBSIDIARIES, ASSOCIATES AND JOINT VENTURES

Particulars of the Company's subsidiaries, associates and joint ventures are set out in Notes 19 and 20, respectively, to the accompanying consolidated financial statements.

BORROWINGS

Particulars of borrowings of the Group as at 31st March 2022 are set out in Note 32 to the accompanying consolidated financial statements.

PENSION SCHEMES

Details of the pension schemes are set out in Note 8 to the accompanying consolidated financial statements.

CHARITABLE DONATIONS

During the Year, the Group made charitable donations of approximately HK\$2,541,000 (2021: approximately HK\$720,000).

DIRECTORS AND DIRECTORS' SERVICE CONTRACTS

The Directors during the Year and up to the date of this report are as follows:

Executive Directors

Mr. Yao Cho Fai Andrew
(Chairman and Chief Executive Officer)
Mr. Lau Chi Chiu

Independent Non-executive Directors

Mr. Tam King Ching Kenny
Mr. Xu Lin Bao
Mr. Yeung Wing Sun Mike
Mr. Li Yinquan

In accordance with Bye-law 84(1) of the Company's Bye-laws, Mr. Xu Lin Bao and Mr. Yeung Wing Sun Mike will retire from office by rotation at the 2022 AGM and, being eligible, will offer themselves for re-election at such meeting.

Each of the Independent Non-executive Directors has entered into a letter of appointment with the Company with a fixed term of office for three years which can be terminated by either party giving not less than one month's written notice.

附屬公司、聯營公司及合營公司

本公司各附屬公司、聯營公司及合營公司之詳情分別載於隨附之綜合財務報表附註19及20。

借貸

於二零二二年三月三十一日，本集團之借貸詳情載於隨附之綜合財務報表附註32。

退休金計劃

退休金計劃之詳情載於隨附之綜合財務報表附註8。

慈善捐款

於本年度，本集團捐出慈善捐款約2,541,000港元（二零二一年：約720,000港元）。

董事及董事之服務合約

於本年度及截至本報告日期止之董事如下：

執行董事

姚祖輝先生
(主席兼首席執行官)
劉子超先生

獨立非執行董事

譚競正先生
徐林寶先生
楊榮樂先生
李引泉先生

根據本公司之公司細則第84(1)條規定，徐林寶先生及楊榮樂先生將於二零二二年股東週年大會輪值告退，並符合資格及願意於該大會膺選連任。

各獨立非執行董事已與本公司訂立委任函，固定任期三年，可由任何一方發出不少於一個月書面通知終止。

REPORT OF THE DIRECTORS

董事會報告

None of the Directors has a service contract with the Group which is not determinable by the Group within one year without payment of compensation other than statutory compensation.

DIRECTORS' INTERESTS AND SHORT POSITIONS IN SHARES, UNDERLYING SHARES AND DEBENTURES

As at 31st March 2022, the interests and short positions of the Directors and chief executives of the Company in the shares, underlying shares and debentures of the Company or any of its associated corporations (within the meaning of Part XV of the Securities and Futures Ordinance (the "SFO")) which (a) were required to be notified to the Company and the Stock Exchange pursuant to Divisions 7 and 8 of Part XV of the SFO (including interests and short positions which they were taken or deemed to have under such provisions of the SFO); or (b) were required pursuant to Section 352 of the SFO to be entered in the register referred to therein; or (c) were required pursuant to the Model Code for Securities Transactions by Directors of Listed Issuers as set out in Appendix 10 to the Listing Rules (the "Model Code") to be notified to the Company and the Stock Exchange, were as follows:

Long positions in shares and options of the Company

Name of Directors	Capacity	Attributable interest to the Directors	Number of shares	Approximate percentage	Number of share options (Note c)	Aggregate interest
董事姓名	身份	董事應佔權益	股份數目	概約百分比	購股權數目 (附註c)	合計權益
Mr. Yao Cho Fai Andrew 姚祖輝先生	Interest of controlled corporation, Perfect Capital International Corp. (Note a) 受控制公司Perfect Capital International Corp. 之權益(附註a)	Deemed interest (indirectly) 被視作擁有之權益(間接)	89,337,806	13.95%	—	89,337,806
	Interest of controlled corporation, Huge Top Industrial Ltd. (Note b) 受控制公司Huge Top Industrial Ltd. 之權益(附註b)	Deemed interest (indirectly) 被視作擁有之權益(間接)	190,424,000	29.73%	—	190,424,000
	Beneficial owner 實益擁有人	100% (directly) 100% (直接)	3,918,000	0.61%	—	3,918,000
			283,679,806	44.29%	—	283,679,806
Mr. Lau Chi Chiu 劉子超先生	Beneficial owner 實益擁有人	100% (directly) 100% (直接)	—	—	2,246,622	2,246,622
Mr. Xu Lin Bao 徐林寶先生	Beneficial owner 實益擁有人	100% (directly) 100% (直接)	5,246,622	0.82%	—	5,246,622

董事與本集團概無訂立任何不可由本集團於一年內終止而毋須支付補償(法定補償除外)之服務合約。

董事於股份、相關股份及債權證之權益及淡倉

於二零二二年三月三十一日，董事及本公司之高級行政人員於本公司或其任何相聯法團(定義見證券及期貨條例(「證券及期貨條例」)第XV部)之股份、相關股份及債權證中擁有之權益及淡倉包括(a)根據證券及期貨條例第XV部第7及第8分部必須知會本公司及聯交所(包括根據證券及期貨條例之該等規定被當作或視作擁有之權益及淡倉)；或(b)必須列入根據證券及期貨條例第352條予以存置之登記冊內；或(c)根據上市規則附錄十所載之上市發行人董事進行證券交易的標準守則(「標準守則」)必須知會本公司及聯交所之權益及淡倉載列如下：

本公司之股份及購股權之好倉

Notes:

- a. Mr. Yao Cho Fai Andrew ("Mr. Yao") was beneficially interested in these shares through his wholly-owned company, Perfect Capital International Corp. ("Perfect Capital"). Mr. Yao is a sole director of Perfect Capital.
- b. Mr. Yao was deemed to be interested in these shares through his controlling company, Huge Top Industrial Ltd. ("Huge Top"). Mr. Yao directly held approximately 48.81% and indirectly through Perfect Capital owned approximately 42.86% of the issued shares of Huge Top. Mr. Yao is a sole director of Huge Top.
- c. Details of the interests of the Director(s) in the share options of the Company are separately disclosed in the section headed "Share Option Schemes" below.

Save as disclosed above, as at 31st March 2022, none of the Directors, chief executives of the Company and their associates had any personal, family, corporate or other interests or short positions in the shares, underlying shares or debentures of the Company or any of its associated corporations (within the meaning of Part XV of the SFO) which (a) were required to be notified to the Company and the Stock Exchange pursuant to Divisions 7 and 8 of Part XV of the SFO (include interests and short positions which they were taken or deemed to have under such provisions of the SFO); or (b) were required pursuant to Section 352 of the SFO to be entered in the register referred to therein; or (c) were required pursuant to the Model Code to be notified to the Company and the Stock Exchange.

ARRANGEMENT FOR DIRECTORS TO PURCHASE SHARES OR DEBENTURES

Save as disclosed in this report, at no time during the Year was the Company or any of its subsidiaries a party to any arrangements to enable the Directors or any of their spouses or children under the age of 18 to acquire benefits by means of the acquisition of shares in or debentures of the Company or any other body corporate, and no Directors or chief executives of the Company or their respective spouses or children under the age of 18 had been granted any right to subscribe for equity or debt securities of the Company nor exercised any such right.

附註：

- a. 姚祖輝先生(「姚先生」)透過其全資擁有之公司Perfect Capital International Corp. (「Perfect Capital」)實益持有該等股份。姚先生乃Perfect Capital之唯一董事。
- b. 姚先生透過其控制之公司Huge Top Industrial Ltd. (「Huge Top」)被視作持有該等股份之權益。姚先生直接持有約48.81%及透過Perfect Capital間接持有約42.86%之HugeTop已發行股份。姚先生乃Huge Top之唯一董事。
- c. 董事於本公司購股權之權益之詳情已在下節「購股權計劃」單獨披露。

除上文所披露者外，於二零二二年三月三十一日，董事、本公司之高級行政人員及彼等之聯繫人概無於本公司或其任何相聯法團(定義見證券及期貨條例第XV部)之股份、相關股份或債權證中擁有(a)根據證券及期貨條例第XV部第7及第8分部必須知會本公司及聯交所(包括根據證券及期貨條例之該等規定彼等被當作或視作擁有之權益及淡倉)；或(b)必須列入根據證券及期貨條例第352條予以存置之登記冊內；或(c)根據標準守則必須知會本公司及聯交所之任何個人、家族、公司或其他權益或淡倉。

董事購買股份或債券的安排

除本報告所披露者外，於本年度任何時間，本公司或其任何附屬公司並無訂立任何安排，以使董事或彼等之任何配偶或十八歲以下之子女有權透過購買本公司或任何其他法人團體之股份或債權證而從中獲益，而董事或本公司之高級行政人員或彼等各自之配偶或十八歲以下之子女概無獲授任何權利以認購本公司股本或債務證券或已行使該等權利。

REPORT OF THE DIRECTORS

董事會報告

PERSONS WHO HAVE INTERESTS OR SHORT POSITIONS WHICH ARE DISCLOSEABLE UNDER DIVISIONS 2 AND 3 OF PART XV OF THE SFO

Other than interests disclosed in the section headed "Directors' Interests and Short Positions in Shares, Underlying Shares and Debentures" above, as at 31st March 2022, according to the register of interests kept by the Company under Section 336 of the SFO, the following entities had interests or short positions in the shares and underlying shares which fall to be disclosed under Divisions 2 and 3 of Part XV of the SFO:

根據證券及期貨條例第 XV 部第 2 及第 3 分部擁有須披露權益或淡倉之人士

除上文「董事於股份、相關股份及債權證之權益及淡倉」一節所披露之權益外，於二零二二年三月三十一日，按本公司根據證券及期貨條例第 336 條存置於登記冊之記錄，下列實體於股份及相關股份中擁有根據證券及期貨條例第 XV 部第 2 及第 3 分部須向本公司披露之權益或淡倉：

Name 名稱／姓名	Capacity 身份	Note 附註	Number of shares 股份數目	Approximate percentage 概約百分比
Perfect Capital	Beneficial owner 實益擁有人		89,337,806	13.95%
	Interest of controlled corporation 受控制公司之權益	a	190,424,000	29.73%
			279,761,806	43.68%
Huge Top	Beneficial owner 實益擁有人		190,424,000	29.73%
Mr. Wong Koon Chi 王冠之先生	Beneficial owner 實益擁有人		38,224,000	5.97%

Note:

a. These shares were held by Huge Top. Perfect Capital owned approximately 42.86% of the issued shares of Huge Top and therefore was deemed to be interested in these shares.

Save as disclosed above, as at 31st March 2022, the Directors were not aware of any other persons (other than Directors or chief executives of the Company) who had interests or short positions in the shares, underlying shares or debentures of the Company or any associated corporations (within the meaning of Part XV of the SFO) which would fall to be disclosed to the Company under Divisions 2 and 3 Part XV of the SFO.

附註：

a. 該等股份由 Huge Top 持有。Perfect Capital 擁有 Huge Top 已發行股份約 42.86%，因此其被視為於該等股份中擁有權益。

除上文所披露者外，於二零二二年三月三十一日，董事並不知悉有任何其他人士（董事或本公司高級行政人員除外）於本公司或任何相關法團（定義見證券及期貨條例第 XV 部）之股份、相關股份或債權證中擁有根據證券及期貨條例第 XV 部第 2 及第 3 分部須向本公司披露之權益或淡倉。

SHARE OPTION SCHEMES

2011 Share Option Scheme

The Company adopted a share option scheme on 11th August 2011 (the “2011 Share Option Scheme”). The purpose of the 2011 Share Option Scheme is to provide incentives to participants to contribute to the Group and/or to enable the Group to recruit and/or to retain high-calibre employees and attract human resources that are valuable to the Group. The participants of the 2011 Share Option Scheme includes any employee, agents, consultant or representative, including any executive or non-executive Director, of any member of the Group or any other person who satisfies the selection criteria prescribed by the rules of the 2011 Share Option Scheme.

The 2011 Share Option Scheme shall be valid and effective for a period of ten years commencing on the adoption date (i.e. 11th August 2011) and expired on 10th August 2021.

Before the expiration of the 2011 Share Option Scheme and under the terms of the 2011 Share Option Scheme, the Board may, at their discretion, grant options to the participants who fall within the definition prescribed in the 2011 Share Option Scheme to subscribe for shares of the Company at the price not less than the highest of: (a) the closing price of the shares as stated in the Stock Exchange’s daily quotation sheets on the date of offer of the grant of the option, which must be a business day; (b) the average closing price of the shares as stated in the Stock Exchange’s daily quotation sheets for the five business days immediately preceding the date of offer of the grant of the option; and (c) the nominal value of the shares. Details of the terms of the 2011 Share Option Scheme were contained in the Company’s circular dated 8th July 2011.

Upon expiration of the 2011 Share Option Scheme, no further share options will be granted by the Company thereunder but in all other respects the provisions of the 2011 Share Option Scheme shall remain in force and all share options granted prior to such expiration shall continue to be valid and exercisable in accordance therewith.

購股權計劃

二零一一年購股權計劃

本公司於二零一一年八月十一日採納一項購股權計劃(「二零一一年購股權計劃」)。二零一一年購股權計劃之目的旨在獎勵參與人士為本集團作出貢獻及／或使本集團得以聘任及／或留用具才幹之僱員，以及吸納可效力本集團之寶貴人力資源。二零一一年購股權計劃之參與人士包括本集團任何成員公司之任何僱員、代理人、顧問或代表(包括執行或非執行董事)，或符合二零一一年購股權計劃所規定之甄選準則之任何其他人士。

二零一一年購股權計劃之有效期自採納日期(即二零一一年八月十一日)起計，為期十年，並於二零一一年八月十日屆滿。

於二零一一年購股權計劃屆滿前以及根據二零一一年購股權計劃之條款，董事會可酌情向二零一一年購股權計劃定義之參與者授出可認購本公司股份之購股權，其認購價不可少於下列三者之最高者：(a) 股份在購股權授出日期(必須為營業日)在聯交所每日報價表所列之收市價；(b) 股份在緊接授出購股權日期前五個營業日按其在聯交所之每日報價表所列之收市價計算之平均收市價；及(c) 股份之面值。二零一一年購股權計劃之條款詳情載於本公司日期為二零一一年七月八日之通函。

二零一一年購股權計劃屆滿後，本公司將不會再按二零一一年購股權計劃授出購股權，惟其之所有其他條款仍然有效，而該計劃屆滿前所授出之購股權，將仍然有效及可按條款行使。

REPORT OF THE DIRECTORS

董事會報告

The particulars of the share options under the 2011 Share Option Scheme during the Year are as follows:

於本年度，二零一一年購股權計劃項下購股權的詳情如下：

Name or category of participant 參與者姓名或類別	Date of grant 授予日期	Validity period 有效期	Exercise price per share 每股行使價	Note 附註	Beginning of the Year 本年初	Number of share options 購股權數目					
						Granted during the Year 本年度授予	Exercised during the Year 本年度行使	Lapsed during the Year 本年度失效	Cancelled during the Year 本年度註銷	End of the Year 本年度末	
Director:											
董事：											
Mr. Lau Chi Chiu 劉子超先生	16th November 2012 二零一二年十一月十六日	16th November 2012 to 15th November 2022 二零一二年十一月十六日至二零二二年十一月十五日	HK\$0.537 0.537 港元	1, 2	1,246,622	—	—	—	—	1,246,622	
	20th January 2015 二零一五年一月二十日	20th January 2015 to 19th January 2025 二零一五年一月二十日至二零二五年一月十九日	HK\$0.928 0.928 港元	3	1,000,000	—	—	—	—	1,000,000	
Sub-total 小計					2,246,622	—	—	—	—	2,246,622	
Employees:											
僱員：											
In aggregate 共計	16th November 2012 二零一二年十一月十六日	16th November 2012 to 15th November 2022 二零一二年十一月十六日至二零二二年十一月十五日	HK\$0.537 0.537 港元	1, 2	1,097,027	—	—	—	—	1,097,027	
In aggregate 共計	20th January 2015 二零一五年一月二十日	20th January 2015 to 19th January 2025 二零一五年一月二十日至二零二五年一月十九日	HK\$0.928 0.928 港元	3	1,100,000	—	—	—	—	1,100,000	
Sub-total 小計					2,197,027	—	—	—	—	2,197,027	
Others:											
其他：											
In aggregate 共計	27th November 2013 二零一三年十一月二十七日	27th November 2013 to 26th November 2023 二零一三年十一月二十七日至二零二三年十一月二十六日	HK\$1.043 1.043 港元	1	1,246,622	—	—	—	—	1,246,622	
Total of 2011 Share Option Scheme 二零一一年購股權計劃總計					5,690,271	—	—	—	—	5,690,271	

Notes:

- The exercise prices and number of share options granted prior to 17th December 2014 under the 2011 Share Option Scheme were adjusted for the open offer completed in December 2014.
- The share options were vested in five tranches, with each tranche covering one-fifth of the relevant options, i.e. exercisable to the extent of one-fifth of the relevant options and with the 1st, 2nd, 3rd, 4th and 5th tranche becoming exercisable from 16th of November in the years 2012, 2013, 2014, 2015 and 2016 respectively and the years onwards till 15th November 2022.

附註：

- 於二零一四年十二月十七日前根據二零一一年購股權計劃授出之購股權之行使價及數目已就於二零一四年十二月完成之公開發售作出調整。
- 購股權分五期歸屬，每一期分別涵蓋相關購股權的五分之一（即最多可行使相關購股權的五分之一），第一、第二、第三、第四及第五期分別於二零一二年、二零一三年、二零一四年、二零一五年及二零一六年的十一月十六日起可予行使，直至二零二二年十一月十五日止。

3. The share options were vested in four tranches, with each tranche covering one-fourth of the relevant options, i.e. exercisable to the extent of one-fourth of the relevant options and with the 1st, 2nd, 3rd and 4th tranche becoming exercisable from 20th of January in the years 2016, 2017, 2018 and 2019 respectively and the years onwards till 19th January 2025.

2021 Share Option Scheme

In view of (a) the expiration of the 2011 Share Option Scheme on 10th August 2021; and (b) no further share options can be granted pursuant to the 2011 Share Option Scheme after its expiration, the Company adopted another share option scheme on 11th August 2021 (the “2021 Share Option Scheme”).

The purpose of the 2021 Share Option Scheme is to provide incentives to participants to contribute to the Group and/or to enable the Group to recruit and/or to retain high-calibre employees and attract human resources that are valuable to the Group. The participants of the 2021 Share Option Scheme includes any employee (whether full time or part time), executive or officers of the Company or any of its subsidiaries (including executive or non-executive Director) and any business consultant, financial or legal adviser of the Company or any of its subsidiary or any other person, who satisfies the criteria prescribed by the terms of the 2021 Share Option Scheme.

Under the terms of the 2021 Share Option Scheme, the Board may, at their discretion, grant options to the participants who fall within the definition prescribed in the 2021 Share Option Scheme to subscribe for shares of the Company at the price not less than the highest of: (a) the closing price of the shares as stated in the Stock Exchange’s daily quotation sheets on the date of offer of the grant of the option, which must be a business day; (b) the average closing price of the shares as stated in the Stock Exchange’s daily quotation sheets for the five business days immediately preceding the date of offer of the grant of the option; and (c) the nominal value of the shares.

The total number of shares which may be allotted and issued upon exercise of all options to be granted under the 2021 Share Option Scheme was up to 10% of the number of shares in issue as at 11th August 2021 (i.e. 64,123,231). The limit on the number of shares which may be issued upon exercise of all outstanding options granted and yet to be exercised under the 2021 Share Option Scheme, together with all outstanding options granted and yet to be exercised under any other share option schemes of the Company and/or its subsidiaries (including the 2011 Share Option Scheme), must not exceed 30% of the shares in issues from time to time.

3. 購股權分四期歸屬，每一期分別涵蓋相關購股權的四分之一（即最多可行使相關購股權的四分之一），第一、第二、第三及第四期分別於二零一六年、二零一七年、二零一八年及二零一九年的一月二十日起可予行使，直至二零二五年一月十九日止。

二零二一年購股權計劃

鑒於(a)二零一一年購股權計劃於二零二一年八月十一日屆滿；及(b)根據二零一一年購股權計劃於其屆滿後不再授出購股權，本公司於二零二一年八月十一日採納另一項購股權計劃（「二零二一年購股權計劃」）。

二零二一年購股權計劃之目的旨在獎勵參與人士為本集團作出貢獻及／或使本集團得以聘用及／或留用具才幹之僱員，以及吸納可效力本集團之寶貴人力資源。二零二一年購股權計劃之參與人士包括本公司或其任何附屬公司之任何僱員（不論全職或兼職）、行政或高級管理人員（包括執行或非執行董事），以及本公司或其任何附屬公司之任何商業顧問、財務或法律顧問，或符合二零二一年購股權計劃所規定之甄選準則之任何其他人士。

根據二零二一年購股權計劃之條款，董事會可酌情向二零二一年購股權計劃定義之參與者授出可認購本公司股份之購股權，其認購價不可少於下列三者之最高者：(a) 股份在購股權授出日期（必須為營業日）在聯交所每日報價表所列之收市價；(b) 股份在緊接授出購股權日期前五個營業日按其在聯交所之每日報價表所列之收市價計算之平均收市價；及(c) 股份之面值。

根據二零二一年購股權計劃將授出的所有購股權獲行使後可能配發及發行的股份總數最多為於二零二一年八月十一日已發行股份數目的10%（即64,123,231股）。根據二零二一年購股權計劃及本集團任何其他購股權計劃（包括二零一一年購股權計劃）已授出待行使的所有尚未行使購股權獲行使而可能發行的股份數目的整體限制不得超過不時已發行股份的30%。

REPORT OF THE DIRECTORS

董事會報告

Unless approved by the shareholders of the Company, the total number of shares issued and to be issued upon exercise of the share options under the 2021 Share Option Scheme and the share options granted under any other share option scheme(s) of the Company and/or its subsidiaries to each grantee (including both exercised or outstanding options) in any 12-month period must not exceed 1% of the shares in issue for the time being.

There is no minimum period for which an option under the 2021 Share Option Scheme must be held before such option be exercised. A non-refundable consideration of HK\$10.00 is payable by the grantee to the Company no later than 28 days from the date of grant on acceptance of the offer.

The 2021 Share Option Scheme was effective from 11th August 2021 and unless otherwise cancelled or amended, will remain valid and effective for the period of ten years from that date (i.e. 10th August 2031).

No share option has been granted by the Company under the 2021 Share Option Scheme since its adoption.

Further details of the terms of the 2021 Share Option Scheme were contained in the Company's circular dated 12th July 2021.

EQUITY-LINKED AGREEMENTS

Other than the 2011 Share Option Scheme and 2021 Share Option Scheme, no equity-linked agreements were entered into by the Group, or subsisted during the Year.

MANAGEMENT CONTRACTS

No contracts concerning the management and administration of the whole or any substantial part of the business of the Company or its subsidiaries were entered into or subsisted at any time during the Year.

PERMITTED INDEMNITY PROVISION

Pursuant to the Company's Bye-Laws, the Directors shall be indemnified against all losses and liabilities which they may incur in connection with their duties. The Company has arranged appropriate directors' and officers' liability insurance coverage for the Directors and officers of the Group.

除非獲本公司股東批准，根據二零二一年購股權計劃以及本公司及／或其附屬公司之任何其他購股權計劃，於任何十二個月期間內向每位獲授人授予購股權（包括已行使及尚未行使之購股權）予以行使時所發行及將發行之股份總數，不得超過當時已發行股份之1%。

概無二零二一年購股權計劃項下之購股權可予行使前必須持有購股權之任何最短期限。獲授人須於接納要約時，自授出日期起不遲於二十八天內向本公司支付不可退還之款項10.00港元。

二零二一年購股權計劃自二零二一年八月十一日起生效，且除非另行註銷或修訂，否則自該日期起計十年期間（即二零三一年八月十日）內保持有效及具效力。

自採納二零二一年購股權計劃後，並無根據該計劃授出購股權。

二零二一年購股權計劃之條款之額外詳情載於本公司日期為二零二一年七月十二日之通函。

股票掛鈎協議

除二零一一年購股權計劃及二零二一年購股權計劃外，本集團於本年度概無訂立或存在任何股東掛鈎協議。

管理合約

於本年度內任何時間，概無訂立或存在有關管理和經營本公司或其附屬公司全部或任何重大部分業務的合約。

獲准許的彌償條文

根據本公司之公司細則，董事就履行其職務而引致任何損失或責任，均有權獲得賠償。本公司已為董事及本集團高級職員安排恰當的董事及高級職員責任保險。

DIRECTORS' MATERIAL INTERESTS IN TRANSACTIONS, ARRANGEMENTS OR CONTRACTS

No transactions, arrangements or contracts of significance in relation to the Group's business to which the Company, its subsidiaries or its holding companies was a party or were parties and in which a Director or any entities connected with a Director had a material interest, whether directly or indirectly, subsisted at the end of the Year or at any time during the Year.

RELATED PARTY TRANSACTIONS

Details of related party transactions for the Year are set out in Note 39 to the accompanying consolidated financial statements.

To the best knowledge of Directors, none of these related party transactions constitutes a connected transaction under Chapter 14A of the Listing Rules.

COMPETING INTERESTS

For the Year, none of the Directors or the controlling Shareholders or any of their respective associates has engaged in any business that competes or may compete directly or indirectly with the businesses of the Group or has any other conflict of interests with the Group.

MAJOR CUSTOMERS AND SUPPLIERS

For the Year, the five largest customers of the Group accounted for approximately 12.2% of the Group's total revenue, while the five largest suppliers of the Group accounted for approximately 62.5% of the Group's total purchases. In addition, the largest supplier of the Group accounted for approximately 15.7% of the Group's total purchases.

None of the Directors, their associates, or any shareholders (which to the knowledge of the Directors owned more than 5% of the Company's share capital) had a beneficial interest in the five largest suppliers of the Group.

SUFFICIENCY OF PUBLIC FLOAT

Based on information publicly available to the Company and within the knowledge of the Directors as at the date of this report, the Company has maintained the prescribed public float under the Listing Rules.

董事於交易、安排或合約之重大權益

本公司、其附屬公司或其控股公司概無訂立任何董事或與董事有關連的實體於其中享有重大權益且與本集團業務有直接或間接關連，而且於本年度終結時或在本年度內任何時間仍然有效之重大交易、安排或合約。

關聯方之交易

於本年度，關聯方之交易詳情載於隨附之綜合財務報表附註39。

據董事所知，該等關聯方交易並不構成上市規則第14A章項下之關連交易。

競爭權益

於本年度，董事或控股股東或彼等各自之任何聯繫人士概無從事與本集團業務直接或間接構成競爭或可能構成競爭或與本集團有任何其他利益衝突的任何業務。

主要客戶及供應商

於本年度，本集團首五大客戶佔本集團總收入約12.2%，而本集團首五大供應商則佔本集團總採購額約62.5%。此外，本集團最大之供應商佔本集團總採購額約15.7%。

各董事、彼等之聯繫人士或任何股東(就董事所知擁有本公司股本5%以上之股東)概無擁有本集團首五大供應商之實質權益。

公眾持股量

於本報告日期，根據本公司所得悉及董事亦知悉之公開資料，本公司一直維持上市規則所訂明之公眾持股量。



REPORT OF THE DIRECTORS

董事會報告

AUDIT COMMITTEE

The audited consolidated financial statements of the Company for the Year have been reviewed by the audit committee of the Company (the “Audit Committee”) and duly approved by the Board under the recommendation of the Audit Committee.

AUDITOR

The accompanying consolidated financial statements were audited by PricewaterhouseCoopers. A resolution for their appointment as the Company’s auditor for the ensuing year is to be proposed at the 2022 AGM. There was no change in auditor of the Company in any of the preceding three years.

On behalf of the Board
Yao Cho Fai Andrew
Chairman

Hong Kong, 29th June 2022

審核委員會

本公司於本年度之經審核綜合財務報表已經由本公司審核委員會(「審核委員會」)審閱，並由董事會根據審核委員會之建議正式批准。

核數師

隨附之綜合財務報表由羅兵咸永道會計師事務所審核。本公司將於二零二二年股東週年大會上提呈一項續聘其於來年擔任本公司核數師之決議案。本公司於過去三年間並無任何核數師變更事宜。

代表董事會
主席
姚祖輝

香港，二零二二年六月二十九日

PROFILE OF DIRECTORS AND SENIOR MANAGEMENT

董事及高級管理人員履歷

DIRECTORS

Executive Directors

Mr. Yao Cho Fai Andrew

aged 56, was appointed as an Executive Director of the Company in December 1994. He became the Chairman of the Board in July 1999 and Chief Executive Officer in November 2015. He is also the chairman of the Nomination Committee, a member of the Remuneration Committee and a director of certain subsidiaries of the Company. Mr. Yao is a director of China COSCO Shipping Corporation Limited, a holding company of certain companies listed on The Stock Exchange of Hong Kong Limited ("Hong Kong Stock Exchange"), Shanghai Stock Exchange, Shenzhen Stock Exchange, Singapore Exchange and Athens Stock Exchange. Mr. Yao is an independent non-executive director of China Railway Signal & Communication Corporation Limited (listed on the Shanghai Stock Exchange and the Hong Kong Stock Exchange) and Kader Holdings Company Limited (listed on the Hong Kong Stock Exchange). He was an independent non-executive director of Shanghai Dazhong Public Utilities (Group) Co., Ltd. (listed on the Shanghai Stock Exchange and the Hong Kong Stock Exchange). Mr. Yao serves as the Hong Kong Deputy to the 13th National People's Congress of the People's Republic of China, the chairman of Hongkong-Shanghai Economic Development Association, the vice-chairman of Shanghai Federation of Industry & Commerce, the board member of Fudan University and the chairman of the council of Lingnan University. He was awarded "Young Industrialist Award of Hong Kong" by Federation of Hong Kong Industries in 2004, Justice of Peace by Hong Kong Special Administrative Region ("HKSAR") in 2008 and "Bronze Bauhinia Star" by HKSAR in 2016. Mr. Yao graduated from the University of California, Berkeley with a bachelor's degree in science and Harvard Graduate School of Business with a master's degree in business administration.

董事

執行董事

姚祖輝先生

五十六歲，於一九九四年十二月獲委任為本公司執行董事。彼於一九九九年七月成為董事會主席及於二零一五年十一月成為首席執行官。彼亦為本公司提名委員會主席、薪酬委員會成員及若干附屬公司之董事。姚先生為中國遠洋海運集團有限公司之董事(其為若干於香港聯合交易所有限公司(「香港聯交所」)、上海證券交易所、深圳證券交易所、新加坡交易所及雅典證券交易所上市之公司之控股公司)。姚先生為中國鐵路通信信號股份有限公司(其於上海證券交易所及香港聯交所上市)及開達集團有限公司(其於香港聯交所上市)之獨立非執行董事。彼曾任上海大眾公用事業(集團)股份有限公司(其於上海證券交易所及香港聯交所上市)之獨立非執行董事。姚先生之公職服務包括港區第十三屆全國人大代表、滬港經濟發展協會會長、上海市工商業聯合會副主席、復旦大學校董及嶺南大學校董會主席。彼於二零零四年榮獲香港工業總會頒發「香港青年工業家獎」、於二零零八年獲香港特別行政區政府(「香港特區政府」)授予太平紳士及於二零一六年榮獲香港特區政府頒發「銅紫荊星獎」。姚先生畢業於柏克萊加州大學並取得理學士學位，並於哈佛商學研究院取得工商管理碩士學位。

PROFILE OF DIRECTORS AND SENIOR MANAGEMENT

董事及高級管理人員履歷

Mr. Lau Chi Chiu

aged 55, was appointed as an Executive Director of the Company in November 2015 and is a director of certain subsidiaries and the chairman of environmental, social and governance working group of the Company. He joined the Group in June 1991. Mr. Lau is responsible for the daily operations of the business of the Group and has held various sales and marketing and supply chain positions in the plastics and steels businesses of the Group. He was the general manager of Group's plastic business from April 2003 to November 2011 and the general manager of the Group's steels business from December 2011 to May 2013. Mr. Lau graduated from Curtin University of Technology in Australia with a bachelor's degree in commerce (marketing and management) and The Hong Kong Polytechnic University with a master's degree in business administration.

Independent Non-executive Directors

Mr. Tam King Ching Kenny

aged 73, was appointed as an Independent Non-executive Director of the Company in September 2004. He is also the chairman of the Audit Committee and a member of the Remuneration Committee and Nomination Committee of the Company. Mr. Tam also serves as an independent non-executive director of other listed companies on the main board of the Hong Kong Stock Exchange namely, BeijingWest Industries International Limited, Capital Industrial Financial Services Group Limited, GBA Holdings Limited, Kingmaker Footwear Holdings Limited, Starlite Holdings Limited, West China Cement Limited and Wisdom Education International Holdings Company Limited. He was an independent non-executive director of CCT Fortis Holdings Limited, which is also listed on the main board of the Hong Kong Stock Exchange. He is a practising Certified Public Accountant in Hong Kong, a fellow member of the Hong Kong Institute of Certified Public Accountants and a member of the Chartered Professional Accountants of Ontario, Canada. Mr. Tam serves as a member of the Restructuring and Insolvency Faculty Executive Committee in the Hong Kong Institute of Certified Public Accountants. He was also a Past President of The Society of Chinese Accountants and Auditors. Mr. Tam graduated from Concordia University, Canada with a bachelor's degree in commerce.

劉子超先生

五十五歲，於二零一五年十一月獲委任為本公司執行董事，亦為本公司若干附屬公司之董事及環境、社會及管治工作小組之主席。彼於一九九一年六月加入本集團。劉先生主要負責本集團業務之日常運作，並曾於本集團塑膠及鋼材業務擔任銷售及市場推廣以及供應鏈等多方面要職。彼於二零零三年四月至二零一一年十一月為本集團塑膠業務總經理及於二零一一年十二月至二零一三年五月為本集團鋼材業務總經理。劉先生畢業於澳洲科廷大學並取得商學士學位(市場及管理)，並於香港理工大學取得工商管理碩士學位。

獨立非執行董事

譚競正先生

七十三歲，於二零零四年九月獲委任為本公司獨立非執行董事。彼亦為本公司審核委員會主席以及薪酬委員會及提名委員會成員。譚先生亦擔任其他於香港聯交所主板上市之公司(即京西重工國際有限公司、首惠產業金融服務集團有限公司、GBA集團有限公司、信星鞋業集團有限公司、星光集團有限公司、中國西部水泥有限公司及光正教育國際控股有限公司)之獨立非執行董事。彼亦曾擔任中建富通集團有限公司(其亦於香港聯交所主板上市)之獨立非執行董事。彼為香港執業會計師、香港會計師公會之資深會員及加拿大安大略省特許專業會計師公會會員。譚先生現為香港會計師公會重整及破產管理專項學會執行委員會之委員。彼亦為香港華人會計師公會前任會長。譚先生畢業於加拿大康戈迪亞大學並取得商學士學位。

PROFILE OF DIRECTORS AND SENIOR MANAGEMENT

董事及高級管理人員履歷

Mr. Xu Lin Bao

aged 73, was appointed as an Independent Non-executive Director of the Company in April 2006. He is also the chairman of the Remuneration Committee and a member of the Audit Committee and the Nomination Committee of the Company. Mr. Xu is currently the vice chairman of the Institute of Real Estate Shanghai Academy of Social Sciences. He served as the standing executive of China Real Estate Association (the 4th and 5th session), the chairman of operation and management professional committee of China Real Estate Association (the 4th and 5th session), the chairman of Shanghai Housing and Land Group, the vice chairman of Shanghai Real Estate Trade Association (the 5th and 6th session) and the chairman of executives of Yiju China Real Estate Research Center. He graduated from Fudan University, Shanghai with a degree in EMBA. Mr. Xu is a senior qualified economist.

Mr. Yeung Wing Sun Mike

aged 69, was appointed as an Independent Non-executive Director of the Company in March 2014. He is also a member of the Audit Committee and the Nomination Committee of the Company. Mr. Yeung is an independent non-executive director of UMP Healthcare Holdings Limited, a company listed on the main board of the Hong Kong Stock Exchange. He has over 40 years' working experience in the banking industry of Hong Kong and the Mainland China. Mr. Yeung began his career with the HSBC Group in 1972 and advanced himself in the organisation by taking up different positions under various business streams including personal banking, sales and services, operations as well as branches, regional network and personal wealth management. Since 2001, Mr. Yeung was relocated to Shanghai and took up the role of Branch Manager Shanghai and Head of Personal Financial Services China of HSBC. In June 2006, he was seconded to Hang Seng Bank (China) Limited and appointed as the Head of Personal Financial Service and Wealth Management China. Mr. Yeung was appointed as Deputy Chief Executive Officer and Head of Personal Financial Services and Wealth Management in May 2007. He retired from HSBC Group in January 2014. Mr. Yeung is the Honorary President of Hong Kong Chamber of Commerce in Shanghai. He was a member of Chinese People's Political Consultative Conference Committee (the 11th and 12th session) in Shanghai. Mr. Yeung was awarded the "Magnolia Gold Award" presented by the Shanghai Municipal Government to recognise his outstanding contributions to the economic and social development, and international exchanges of Shanghai. He was also awarded a Professional Diploma in Company Direction by The Hong Kong Institute of Directors.

徐林寶先生

七十三歲，於二零零六年四月獲委任為本公司獨立非執行董事。彼亦為本公司薪酬委員會主席以及審核委員會及提名委員會成員。徐先生現職上海社會科學院房地產業研究中心副理事長。彼亦曾擔任中國房地產業協會(第四屆、第五屆)常務理事、中國房地產業協會經營管理專業委員會(第四屆、第五屆)主任委員、上海房地(集團)有限公司董事長、上海市房地產行業協會(第五屆、第六屆)副會長及易居(中國)房地產研發中心理事長。彼畢業於上海復旦大學並取得高級管理人員工商管理碩士專業學位。徐先生為高級經濟師。

楊榮樂先生

六十九歲，於二零一四年三月獲委任為本公司獨立非執行董事。彼亦為本公司審核委員會及提名委員會成員。楊先生為香港聯交所主板上市之聯合醫務集團有限公司之獨立非執行董事。彼擁有超過四十年於香港及國內銀行行業的工作經驗。楊先生於一九七二年開始加入滙豐集團，於該集團之不同業務領域擔任不同職務(包括個人銀行、銷售及服務、營運以及分行、地區網絡及個人財富管理)。自二零零一年，楊先生移師到上海，並擔任滙豐之上海分行行長兼個人金融服務中國總監。於二零零六年六月，彼調任到恒生銀行(中國)有限公司並獲委任為中國個人金融服務及財富管理業務總監。楊先生於二零零七年五月獲委任為副行政總裁及個人金融服務及財富管理業務總監。彼於二零一四年一月自滙豐集團退任。楊先生現為中國香港(地區)商會上海榮譽會長。彼亦曾為中國人民政治協商會議(第十一屆和第十二屆)上海市政協委員。楊先生獲上海市政府頒授「白玉蘭榮譽獎」以表彰彼對上海經濟及社會發展，以及對國際交流作出傑出貢獻。彼亦獲香港董事學會頒授公司董事專業文憑。

PROFILE OF DIRECTORS AND SENIOR MANAGEMENT

董事及高級管理人員履歷

Mr. Li Yinquan

aged 67, was appointed as an Independent Non-executive Director of the Company in July 2018. He is also a member of the Audit Committee and the Remuneration Committee of the Company. Mr. Li serves as an independent non-executive director of other listed companies on the main board of the Hong Kong Stock Exchange namely, China Everbright Bank Company Limited (which is also listed on the Shanghai Stock Exchange), Genertec Universal Medical Group Company Limited, Kimou Environmental Holding Limited and Million Cities Holdings Limited. He served respectively as the general manager of financial department, chief financial officer, vice president of China Merchants Group and chief executive officer of China Merchants Capital Investment Co., Ltd from 2000 to 2017. He also served as an executive director of other listed companies on the main board of the Hong Kong Stock Exchange namely, China Merchants Port Holdings Company Limited and China Merchants China Direct Investments Limited and as a non-executive director of China Merchants Bank Co., Ltd. (which is also listed on the Shanghai Stock Exchange) as well as an independent non-executive director of Lizhi Inc. which is a company listed on NASDAQ. Mr. Li also serves as the Hong Kong Deputy to the 13th National People's Congress of the People's Republic of China. Mr. Li graduated from Shaanxi Institute of Finance and Economics with a bachelor's degree in economics. He was also awarded a master's degree in economics from the PBC School of Finance, Tsinghua University (formerly known as Graduate School of the People's Bank of China) and a master's degree in banking and finance for development from Finafrica Institute in Milan, Italy.

SENIOR MANAGEMENT

The abovementioned Executive Directors are members of senior management of the Group.

李引泉先生

六十七歲，於二零一八年七月獲委任為本公司獨立非執行董事。彼亦為本公司審核委員會及薪酬委員會成員。李先生擔任其他於香港聯交所主板上市之公司（即中國光大銀行股份有限公司（其亦於上海證券交易所上市）、通用環球醫療集團有限公司、金茂源環保控股有限公司及萬城控股有限公司）之獨立非執行董事。彼於二零零零年至二零一七年曾先後擔任招商局集團財務部之總經理、財務總監、副總裁及招商局資本投資有限責任公司之行政總裁。彼亦曾擔任其他於香港聯交所主板上市之公司即招商局港口控股有限公司及招商局中國基金有限公司之執行董事，及招商銀行股份有限公司（其亦於上海證券交易所上市）之非執行董事，以及於納斯達克證券交易所上市之Lizhi Inc.之獨立非執行董事。李先生亦擔任港區第十三屆全國人大代表。李先生畢業於中國陝西財經學院並取得經濟學學士學位。彼亦擁有清華大學五道口金融學院（前稱中國人民銀行研究生部）授予的經濟學碩士學位及意大利菲納菲科學院授予的金融發展學碩士學位。

高級管理人員

上述執行董事為本集團高級管理人員的成員。

INDEPENDENT AUDITOR'S REPORT

獨立核數師報告

To the Shareholders of Hong Kong Shanghai Alliance Holdings Limited
(incorporated in Bermuda with limited liability)

OPINION

What we have audited

The consolidated financial statements of Hong Kong Shanghai Alliance Holdings Limited (the “Company”) and its subsidiaries (the “Group”), which are set out on pages 82 to 224, comprise:

- the consolidated statement of financial position as at 31st March 2022;
- the consolidated income statement for the year then ended;
- the consolidated statement of comprehensive income for the year then ended;
- the consolidated statement of changes in equity for the year then ended;
- the consolidated statement of cash flows for the year then ended; and
- the notes to the consolidated financial statements, which include significant accounting policies and other explanatory information.

Our opinion

In our opinion, the consolidated financial statements give a true and fair view of the consolidated financial position of the Group as at 31st March 2022, and of its consolidated financial performance and its consolidated cash flows for the year then ended in accordance with Hong Kong Financial Reporting Standards (“HKFRSs”) issued by the Hong Kong Institute of Certified Public Accountants (“HKICPA”) and have been properly prepared in compliance with the disclosure requirements of the Hong Kong Companies Ordinance.

致滬港聯合控股有限公司股東

(於百慕達註冊成立的有限公司)

意見

我們已審計的內容

滬港聯合控股有限公司(以下簡稱「貴公司」)及其附屬公司(以下統稱「貴集團」)列載於第82至224頁的綜合財務報表，包括：

- 於二零二二年三月三十一日的綜合財務狀況表；
- 截至該日止年度的綜合損益表；
- 截至該日止年度的綜合全面損益表；
- 截至該日止年度的綜合權益變動表；
- 截至該日止年度的綜合現金流量表；及
- 綜合財務報表附註，包括主要會計政策及其他詮釋資料。

我們的意見

我們認為，該等綜合財務報表已根據香港會計師公會頒佈的《香港財務報告準則》真實而中肯地反映了貴集團於二零二二年三月三十一日的綜合財務狀況及其截至該日止年度的綜合財務表現及綜合現金流量，並已遵照香港《公司條例》的披露規定妥為擬備。

INDEPENDENT AUDITOR'S REPORT

獨立核數師報告

BASIS FOR OPINION

We conducted our audit in accordance with Hong Kong Standards on Auditing (“HKSAAs”) issued by the HKICPA. Our responsibilities under those standards are further described in the Auditor’s Responsibilities for the Audit of the Consolidated Financial Statements section of our report.

We believe that the audit evidence we have obtained is sufficient and appropriate to provide a basis for our opinion.

Independence

We are independent of the Group in accordance with the HKICPA’s Code of Ethics for Professional Accountants (“the Code”), and we have fulfilled our other ethical responsibilities in accordance with the Code.

KEY AUDIT MATTERS

Key audit matters are those matters that, in our professional judgment, were of most significance in our audit of the consolidated financial statements of the current period. These matters were addressed in the context of our audit of the consolidated financial statements as a whole, and in forming our opinion thereon, and we do not provide a separate opinion on these matters.

The key audit matter identified in our audit is related to the valuation of investment properties.

意見的基礎

我們已根據香港會計師公會頒佈的《香港審計準則》進行審計。我們在該等準則下承擔的責任已在本報告「核數師就審計綜合財務報表承擔的責任」部分中作進一步闡述。

我們相信，我們所獲得的審計憑證能充足及適當地為我們的審計意見提供基礎。

獨立性

根據香港會計師公會頒佈的《專業會計師道德守則》（以下簡稱「守則」），我們獨立於貴集團，並已履行守則中的其他專業道德責任。

關鍵審計事項

關鍵審計事項是根據我們的專業判斷，認為對本期綜合財務報表的審計最為重要的事項。這些事項是在我們審計整體綜合財務報表及出具意見時進行處理的。我們不會對這些事項提供單獨的意見。

我們在審計中識別的關鍵審計事項為投資性物業的估值。

KEY AUDIT MATTERS (CONTINUED)

關鍵審計事項(續)

Key Audit Matter
關鍵審計事項

How our audit addressed the Key Audit Matter
我們的審計如何處理關鍵審計事項

Valuation of investment properties
投資物業的估值

Refer to notes 4(a), 15 and 20 to the consolidated financial statements
請參閱綜合財務報表附註4(a)、15及20

As at 31st March 2022, the carrying amount of the Group's investment properties in the People's Republic of China (the "PRC") was approximately HK\$1,482.7 million and a fair value gain of approximately HK\$832,000 was recognised in the consolidated income statement during the year. The Group also has investment properties held through investments accounted for using the equity method with the Group's share of their carrying amount of HK\$748.1 million as at 31st March 2022 and share of a fair value gain of approximately HK\$7.4 million were recognised during the year. The Group performed valuations on its investment properties and those held through investments accounted for using the equity method, with the assistance of two independent professional valuers based on the discounted cash flow approach, income capitalisation approach and/or the direct comparison approach.

於二零二二年三月三十一日，貴集團在中華人民共和國（以下簡稱「中國」）的投資物業的賬面值約為1,482,700,000港元，而約832,000港元的公允價值收益於本年度的綜合損益表中確認。於二零二二年三月三十一日，貴集團亦擁有透過按權益法入賬的投資持有的投資物業，且貴集團應佔彼等的賬面值748,100,000港元，而應佔年內確認公允價值收益約7,400,000港元。於兩名獨立專業估值師之協助下，貴集團按折現現金流量法、收入資本化法及／或直接比較法對其投資物業及透過權益法入賬的投資持有的投資物業進行評估。

We focused on this area due to the magnitude of the balance to the financial position of the Group, and the significant judgement and estimates involved in the determination of the fair value of investment properties which is dependent on key assumptions including market rents, term and reversionary yields and market prices etc.

我們關注此範疇是鑒於投資物業對貴集團財務狀況的結餘屬重大，以及對投資物業公允價值的釐定涉及重大判斷及評估，而這取決於若干關鍵假設，包括市場租金、期限、復歸收益率及市價等。

Our procedures in relation to management's valuations of the investment properties included:
我們就管理層對投資物業的估值所進行的程序包括：

We obtained an understanding of the management's internal control and assessment process of valuation and assessed the inherent risk of material misstatement by considering the degree of estimation uncertainty and level of other inherent risk factors such as significant judgements involved in determining assumptions to be applied.

我們了解了管理層對估值的內部控制及評估流程，並通過考慮估計不確定性的程度以及其他固有風險因素的水平，例如於釐定將予應用假設時涉及的重大判斷，評估了重大錯報的固有風險。

We evaluated the competence, capabilities and objectivity of the independent external valuers.

我們評估獨立外部估值師的勝任能力、專業素質和客觀性。

We involved our internal valuation expert in assessing the methodologies and the key assumptions, including market rents, term and reversionary yields and market prices etc, used by the management's expert by comparing with relevant comparable market data and industry research.

我們的內部估值專家透過比較相關可資比較的市場數據及行業研究，協助我們評估管理層專家的方法論及主要假設，包括市場租金、期限、復歸收益率及市價等。

Based upon the above, we considered that management judgement and estimation applied in respect of the relevant valuation were supportable by the evidence obtained and procedures performed.

基於以上實施的審計程序，已獲取的審計證據能夠支持其應用於相關估值的管理判斷及假設。

INDEPENDENT AUDITOR'S REPORT

獨立核數師報告

OTHER INFORMATION

The Directors of the Company are responsible for the other information. The other information comprises all of the information included in the annual report other than the consolidated financial statements and our auditor's report thereon.

Our opinion on the consolidated financial statements does not cover the other information and we do not express any form of assurance conclusion thereon.

In connection with our audit of the consolidated financial statements, our responsibility is to read the other information and, in doing so, consider whether the other information is materially inconsistent with the consolidated financial statements or our knowledge obtained in the audit or otherwise appears to be materially misstated.

If, based on the work we have performed, we conclude that there is a material misstatement of this other information, we are required to report that fact. We have nothing to report in this regard.

RESPONSIBILITIES OF DIRECTORS AND THE AUDIT COMMITTEE FOR THE CONSOLIDATED FINANCIAL STATEMENTS

The Directors of the Company are responsible for the preparation of the consolidated financial statements that give a true and fair view in accordance with HKFRSs issued by the HKICPA and the disclosure requirements of the Hong Kong Companies Ordinance, and for such internal control as the Directors determine is necessary to enable the preparation of consolidated financial statements that are free from material misstatement, whether due to fraud or error.

其他信息

貴公司董事須對其他信息負責。其他信息包括載於年報內的所有信息(但不包括綜合財務報表及我們就其出具的核數師報告)。

我們對綜合財務報表的意見並不涵蓋其他信息，我們未對該等其他信息發表任何形式的鑒證結論。

結合我們對綜合財務報表的審計，我們的責任是閱讀其他信息，在此過程中，考慮其他信息是否與綜合財務報表或我們在審計過程中所了解的情況存在重大抵觸或者似乎存在重大錯誤陳述的情況。

基於我們已執行的工作，如果我們認為其他信息存在重大錯誤陳述，我們需要報告該事實。在這方面，我們沒有任何報告。

董事及審核委員會就綜合財務報表須承擔的責任

貴公司董事須負責根據香港會計師公會頒佈的《香港財務報告準則》及香港《公司條例》的披露規定擬備真實而中肯的綜合財務報表，並對其認為為使綜合財務報表的擬備不存在由於欺詐或錯誤而導致的重大錯誤陳述所需的內部控制負責。

RESPONSIBILITIES OF DIRECTORS AND THE AUDIT COMMITTEE FOR THE CONSOLIDATED FINANCIAL STATEMENTS (CONTINUED)

In preparing the consolidated financial statements, the Directors are responsible for assessing the Group's ability to continue as a going concern, disclosing, as applicable, matters related to going concern and using the going concern basis of accounting unless the Directors either intend to liquidate the Group or to cease operations, or have no realistic alternative but to do so.

The Audit Committee is responsible for overseeing the Group's financial reporting process.

AUDITOR'S RESPONSIBILITIES FOR THE AUDIT OF THE CONSOLIDATED FINANCIAL STATEMENTS

Our objectives are to obtain reasonable assurance about whether the consolidated financial statements as a whole are free from material misstatement, whether due to fraud or error, and to issue an auditor's report that includes our opinion. We report our opinion solely to you, as a body, in accordance with Section 90 of the Companies Act 1981 of Bermuda and for no other purpose. We do not assume responsibility towards or accept liability to any other person for the contents of this report. Reasonable assurance is a high level of assurance, but is not a guarantee that an audit conducted in accordance with HKSAs will always detect a material misstatement when it exists. Misstatements can arise from fraud or error and are considered material if, individually or in the aggregate, they could reasonably be expected to influence the economic decisions of users taken on the basis of these consolidated financial statements.

As part of an audit in accordance with HKSAs, we exercise professional judgment and maintain professional scepticism throughout the audit. We also:

- Identify and assess the risks of material misstatement of the consolidated financial statements, whether due to fraud or error, design and perform audit procedures responsive to those risks, and obtain audit evidence that is sufficient and appropriate to provide a basis for our opinion. The risk of not detecting a material misstatement resulting from fraud is higher than for one resulting from error, as fraud may involve collusion, forgery, intentional omissions, misrepresentations, or the override of internal control.

董事及審核委員會就綜合財務報表須承擔的責任(續)

在擬備綜合財務報表時，董事負責評估 貴集團持續經營的能力，並在適用情況下披露與持續經營有關的事項，以及使用持續經營為會計基礎，除非董事有意將 貴集團清盤或停止經營，或別無其他實際的替代方案。

審核委員會須負責監督 貴集團的財務報告過程。

核數師就審計綜合財務報表承擔的責任

我們的目標，是對綜合財務報表整體是否不存在由於欺詐或錯誤而導致的重大錯誤陳述取得合理保證，並出具包括我們意見的核數師報告。我們僅按照百慕達一九八一年《公司法》第90條向閣下(作為整體)報告我們的意見，除此之外本報告別無其他目的。我們不會就本報告的內容向任何其他人士負責或承擔任何責任。合理保證是高水平的保證，但不能保證按照《香港審計準則》進行的審計，在某一重大錯誤陳述存在時總能發現。錯誤陳述可以由欺詐或錯誤引起，如果合理預期它們單獨或匯總起來可能影響綜合財務報表使用者依賴綜合財務報表所作出的經濟決定，則有關的錯誤陳述可被視作重大。

在根據《香港審計準則》進行審計的過程中，我們運用了專業判斷，保持了專業懷疑態度。我們亦：

- 識別和評估由於欺詐或錯誤而導致綜合財務報表存在重大錯誤陳述的風險，設計及執行審計程序以應對這些風險，以及獲取充足和適當的審計憑證，作為我們意見的基礎。由於欺詐可能涉及串謀、偽造、蓄意遺漏、虛假陳述，或凌駕於內部控制之上，因此未能發現因欺詐而導致的重大錯誤陳述的風險高於未能發現因錯誤而導致的重大錯誤陳述的風險。

INDEPENDENT AUDITOR'S REPORT

獨立核數師報告

AUDITOR'S RESPONSIBILITIES FOR THE AUDIT OF THE CONSOLIDATED FINANCIAL STATEMENTS (CONTINUED)

- Obtain an understanding of internal control relevant to the audit in order to design audit procedures that are appropriate in the circumstances, but not for the purpose of expressing an opinion on the effectiveness of the Group's internal control.
- Evaluate the appropriateness of accounting policies used and the reasonableness of accounting estimates and related disclosures made by the Directors.
- Conclude on the appropriateness of the Directors' use of the going concern basis of accounting and, based on the audit evidence obtained, whether a material uncertainty exists related to events or conditions that may cast significant doubt on the Group's ability to continue as a going concern. If we conclude that a material uncertainty exists, we are required to draw attention in our auditor's report to the related disclosures in the consolidated financial statements or, if such disclosures are inadequate, to modify our opinion. Our conclusions are based on the audit evidence obtained up to the date of our auditor's report. However, future events or conditions may cause the Group to cease to continue as a going concern.
- Evaluate the overall presentation, structure and content of the consolidated financial statements, including the disclosures, and whether the consolidated financial statements represent the underlying transactions and events in a manner that achieves fair presentation.
- Obtain sufficient appropriate audit evidence regarding the financial information of the entities or business activities within the Group to express an opinion on the consolidated financial statements. We are responsible for the direction, supervision and performance of the group audit. We remain solely responsible for our audit opinion.

We communicate with the Audit Committee regarding, among other matters, the planned scope and timing of the audit and significant audit findings, including any significant deficiencies in internal control that we identify during our audit.

核數師就審計綜合財務報表承擔的責任(續)

- 了解與審計相關的內部控制，以設計適當的審計程序，但目的並非對 貴集團內部控制的有效性發表意見。
- 評價董事所採用會計政策的恰當性及作出會計估計和相關披露的合理性。
- 對董事採用持續經營會計基礎的恰當性作出結論。根據所獲取的審計憑證，確定是否存在與事項或情況有關的重大不確定性，從而可能導致對 貴集團的持續經營能力產生重大疑慮。如果我們認為存在重大不確定性，則有必要在核數師報告中提請使用者注意綜合財務報表中的相關披露。假若有關的披露不足，則我們應當發表非無保留意見。我們的結論是基於核數師報告日止所取得的審計憑證。然而，未來事項或情況可能導致 貴集團不能持續經營。
- 評價綜合財務報表的整體列報方式、結構和內容，包括披露，以及綜合財務報表是否中肯反映交易和事項。
- 就 貴集團內實體或業務活動的財務信息獲取充足、適當的審計憑證，以便對綜合財務報表發表意見。我們負責 貴集團審計的方向、監督和執行。我們為審計意見承擔全部責任。

除其他事項外，我們與審核委員會溝通了計劃的審計範圍、時間安排、重大審計發現等，包括我們在審計中識別出內部控制的任何重大缺陷。

AUDITOR'S RESPONSIBILITIES FOR THE AUDIT OF THE CONSOLIDATED FINANCIAL STATEMENTS (CONTINUED)

We also provide the Audit Committee with a statement that we have complied with relevant ethical requirements regarding independence, and to communicate with them all relationships and other matters that may reasonably be thought to bear on our independence, and where applicable, actions taken to eliminate threats or safeguards applied.

From the matters communicated with the Audit Committee, we determine those matters that were of most significance in the audit of the consolidated financial statements of the current period and are therefore the key audit matters. We describe these matters in our auditor's report unless law or regulation precludes public disclosure about the matter or when, in extremely rare circumstances, we determine that a matter should not be communicated in our report because the adverse consequences of doing so would reasonably be expected to outweigh the public interest benefits of such communication.

The engagement partner on the audit resulting in this independent auditor's report is Ivan Au.

PricewaterhouseCoopers
Certified Public Accountants

Hong Kong, 29th June 2022

核數師就審計綜合財務報表承擔的責任(續)

我們還向審核委員會提交聲明，說明我們已符合有關獨立性的相關專業道德要求，並與他們溝通有可能合理地被認為會影響我們獨立性的所有關係和其他事項，以及在適用的情況下，用以消除對獨立性產生威脅的行動或採取的防範措施。

從與審核委員會溝通的事項中，我們確定哪些事項對本期綜合財務報表的審計最為重要，因而構成關鍵審計事項。我們在核數師報告中描述這些事項，除非法律法規不允許公開披露這些事項，或在極端罕見的情況下，如果合理預期在我們報告中溝通某事項造成的負面後果超過產生的公眾利益，我們決定不應在報告中溝通該事項。

出具本獨立核數師報告的審計項目合夥人為柯灝泓先生。

羅兵咸永道會計師事務所
執業會計師

香港，二零二二年六月二十九日

CONSOLIDATED INCOME STATEMENT

綜合損益表

For the year ended 31st March 2022 截至二零二二年三月三十一日止年度

		Note 附註	2022 二零二二年 HK\$'000 千港元	2021 二零二一年 HK\$'000 千港元
Revenue	收入	5	2,807,900	2,073,632
Cost of sales	銷售成本	7	(2,468,207)	(1,820,613)
Gross profit	毛利		339,693	253,019
Selling and distribution expenses	銷售及分銷支出	7	(14,776)	(15,728)
Impairment loss on financial assets – net	金融資產減值虧損－淨額	7	(601)	(293)
General and administrative expenses	一般及行政支出	7	(173,880)	(140,703)
Other gains – net	其他收益－淨額	6	5,724	8,067
Net fair value gain/(loss) on investment properties	投資物業之公允價值收益/(虧損)淨額	15	832	(8,362)
Operating profit	經營溢利		156,992	96,000
Finance income	財務收入	10	1,066	1,110
Finance costs	財務費用	10	(62,502)	(64,024)
Share of results of investments accounted for using the equity method	應佔按權益法入賬之投資之業績	20	(12,550)	(19,724)
Profit before income tax	除所得稅前溢利		83,006	13,362
Income tax expense	所得稅支出	11	(19,567)	(9,539)
Profit for the year	年度溢利		63,439	3,823
Profit/(loss) attributable to:	應佔溢利/(虧損)：			
– Owners of the Company	– 本公司擁有人		65,503	1,673
– Non-controlling interests	– 非控制性權益		(2,064)	2,150
			63,439	3,823
Earnings per ordinary share attributable to owners of the Company for the year	本公司擁有人應佔年度每股普通股溢利			
Basic earnings per ordinary share	每股普通股基本溢利	13	HK10.22 cents 港仙	HK0.26 cent 港仙
Diluted earnings per ordinary share	每股普通股攤薄溢利	13	HK10.22 cents 港仙	HK0.26 cent 港仙

The above consolidated income statement should be read in conjunction with the accompanying notes.

上述綜合損益表應與隨附的附註一併閱讀。

CONSOLIDATED STATEMENT OF COMPREHENSIVE INCOME

綜合全面損益表

For the year ended 31st March 2022 截至二零二二年三月三十一日止年度

		2022 二零二二年 HK\$'000 千港元	2021 二零二一年 HK\$'000 千港元
Profit for the year	年度溢利	63,439	3,823
Other comprehensive income/(loss): Items that may be reclassified subsequently to profit or loss:	其他全面收入／(虧損)： 其後可重新分類為 損益之項目：		
– Net fair value change of cash flow hedge	– 現金流對沖之公允價值 變動淨額	2,268	(1,084)
– Release of exchange reserve upon deregistration of subsidiaries	– 附屬公司撤銷註冊時之 匯兌儲備釋出	(1,131)	—
– Currency translation differences	– 貨幣匯兌差額	60,117	111,847
Item that will not be reclassified to profit or loss:	不會重新分類為損益之 項目：		
– Change in fair value of financial asset at fair value through other comprehensive income	– 按公允價值計入其他全面收入之 金融資產公允 價值變動	(1,454)	996
Other comprehensive income for the year	年度其他全面 收入	59,800	111,759
Total comprehensive income for the year	年度全面收入 總額	123,239	115,582
Total comprehensive income attributable to:	應佔全面收入 總額：		
– Owners of the Company	– 本公司擁有人	119,454	102,594
– Non-controlling interests	– 非控制性權益	3,785	12,988
		123,239	115,582

The above consolidated statement of comprehensive income should be read in conjunction with the accompanying notes.

上述綜合全面損益表與隨附的附註一併閱讀。

CONSOLIDATED STATEMENT OF FINANCIAL POSITION

綜合財務狀況表

As at 31st March 2022 於二零二二年三月三十一日

	Note 附註	2022 二零二二年 HK\$'000 千港元	2021 二零二一年 HK\$'000 千港元
ASSETS			
Non-current assets			
Property, plant and equipment	14	44,141	41,682
Investment properties	15	1,482,738	1,422,582
Right-of-use assets	16	28,389	13,253
Intangible assets	17	—	710
Investments accounted for using the equity method	20	347,775	337,430
Prepayments, deposits and other receivables	27	14,499	12,540
Deferred income tax assets	21	42,550	49,326
Financial asset at fair value through profit or loss	23	3,908	—
Financial asset at fair value through other comprehensive income	22	2,749	4,203
Total non-current assets		1,966,749	1,881,726
Current assets			
Prepayments, deposits and other receivables	27	111,204	99,052
Inventories	25	547,466	443,072
Trade and bill receivables	26	509,598	363,814
Derivative financial instruments	24	1,202	—
Pledged bank deposits	28	43,071	54,008
Cash and cash equivalents	28	188,931	119,098
Total current assets		1,401,472	1,079,044
Total assets		3,368,221	2,960,770

CONSOLIDATED STATEMENT OF FINANCIAL POSITION

綜合財務狀況表

As at 31st March 2022 於二零二二年三月三十一日

	Note 附註	2022 二零二二年 HK\$'000 千港元	2021 二零二一年 HK\$'000 千港元
EQUITY AND LIABILITIES			
Equity attributable to owners of the Company			
Share capital	33	64,041	64,123
Reserves	35	926,794	823,598
		990,835	887,721
Non-controlling interests		123,393	120,787
Total equity		1,114,228	1,008,508
Liabilities			
Non-current liabilities			
Accrued liabilities and other payables	30	10,403	11,147
Deferred income tax liabilities	21	102,587	94,081
Borrowings	32	762,239	779,749
Lease liabilities	16	4,642	1,991
Total non-current liabilities		879,871	886,968
Current liabilities			
Trade and bill payables	29	433,562	245,354
Receipts in advance and deferred revenue		78,080	53,537
Accrued liabilities and other payables	30	61,613	39,220
Provisions	31	34,362	35,298
Derivative financial instruments	24	18	1,084
Current income tax liabilities		11,996	11,380
Borrowings	32	736,719	674,893
Lease liabilities	16	17,772	4,528
Total current liabilities		1,374,122	1,065,294
Total liabilities		2,253,993	1,952,262
Total equity and liabilities		3,368,221	2,960,770

The above consolidated statement of financial position should be read in conjunction with the accompanying notes.

上述綜合財務狀況表應與隨附的附註一併閱讀。

The consolidated financial statements were approved by the Board of Directors on 29th June 2022 and were signed on its behalf.

綜合財務報表已於二零二二年六月二十九日獲董事會批准，並代表簽署。

Yao Cho Fai Andrew
姚祖輝
Chairman
主席

Lau Chi Chiu
劉子超
Executive Director
執行董事

CONSOLIDATED STATEMENT OF CHANGES IN EQUITY

綜合權益變動表

For the year ended 31st March 2022 截至二零二二年三月三十一日止年度

		Attributable to owners of the Company 本公司擁有人應佔					
		Share capital 股本 HK\$'000 千港元 (Note 33) (附註33)	Other reserves 其他儲備 HK\$'000 千港元 (Note 35) (附註35)	Retained earnings 保留盈利 HK\$'000 千港元 (Note 35) (附註35)	Total 總額 HK\$'000 千港元	Non-controlling interest 非控制性權益 HK\$'000 千港元	Total equity 權益總額 HK\$'000 千港元
As at 1st April 2020	於二零二零年四月一日	64,123	492,824	248,898	805,845	110,923	916,768
Profit for the year	年度溢利	—	—	1,673	1,673	2,150	3,823
Other comprehensive income/(loss)	其他全面收入/(虧損)						
- Net fair value change of cash flow hedge	- 現金流對沖之公允價值變動淨額	—	(1,084)	—	(1,084)	—	(1,084)
- Currency transaction differences	- 貨幣匯兌差額	—	101,009	—	101,009	10,838	111,847
- Change in fair value of financial asset at fair value through other comprehensive income (Note 22)	- 按公允價值計入其他全面收入之金融資產之公允價值變動 (附註22)	—	996	—	996	—	996
Total comprehensive income	全面收入總額	—	100,921	1,673	102,594	12,988	115,582
Transactions with owners in their capacity as owners	擁有人以其擁有人之身份進行的交易						
Lapse of share options	失效之購股權	—	(1,032)	1,032	—	—	—
Change in ownership interest in subsidiaries without change of control (Note 37)	於附屬公司的擁有權權益變動而控制權不變 (附註37)	—	(20,805)	—	(20,805)	859	(19,946)
Share repurchase of non-controlling interests (Note 37)	非控制性權益之股份回購 (附註37)	—	1,273	(1,186)	87	(2,701)	(2,614)
Appropriation of statutory reserves	提撥法定儲備	—	39	(39)	—	—	—
Dividends paid to a non-controlling interest of a subsidiary	付予一間附屬公司非控制性權益之股息	—	—	—	—	(1,282)	(1,282)
Total transactions with owners in their capacity as owners	擁有人以其擁有人之身份進行的交易總額	—	(20,525)	(193)	(20,718)	(3,124)	(23,842)
As at 31st March 2021	於二零二一年三月三十一日	64,123	573,220	250,378	887,721	120,787	1,008,508

CONSOLIDATED STATEMENT OF CHANGES IN EQUITY

綜合權益變動表

For the year ended 31st March 2022 截至二零二二年三月三十一日止年度

		Attributable to owners of the Company 本公司擁有人應佔					
		Share capital 股本 HK\$'000 千港元 (Note 33) (附註33)	Other reserves 其他儲備 HK\$'000 千港元 (Note 35) (附註35)	Retained earnings 保留盈利 HK\$'000 千港元 (Note 35) (附註35)	Total 總額 HK\$'000 千港元	Non-controlling interest 非控制性權益 HK\$'000 千港元	Total equity 權益總額 HK\$'000 千港元
As at 1st April 2021	於二零二一年四月一日	64,123	573,220	250,378	887,721	120,787	1,008,508
Profit for the year	年度溢利	—	—	65,503	65,503	(2,064)	63,439
Other comprehensive income/(loss)	其他全面收入/(虧損)						
- Release of exchange reserve upon deregistration of subsidiaries	- 註銷附屬公司時之匯兌儲備釋出	—	(1,131)	—	(1,131)	—	(1,131)
- Net fair value change of cash flow hedge	- 現金流對沖之公允價值變動淨額	—	2,268	—	2,268	—	2,268
- Currency transaction differences	- 貨幣匯兌差額	—	54,268	—	54,268	5,849	60,117
- Change in fair value of financial asset at fair value through other comprehensive income (Note 22)	- 按公允價值計入其他全面收入之金融資產之公允價值變動(附註22)	—	(1,454)	—	(1,454)	—	(1,454)
Total comprehensive income	全面收入總額	—	53,951	65,503	119,454	3,785	123,239
Transactions with owners in their capacity as owners	擁有人以其擁有人之身份進行的交易						
Appropriation of statutory reserves	提撥法定儲備	—	396	(396)	—	—	—
Shares repurchased (Note 33)	股份回購(附註33)	(82)	82	(322)	(322)	—	(322)
Dividends paid to a non-controlling interest of a subsidiary	付予一間附屬公司非控制性權益之股息	—	—	—	—	(1,179)	(1,179)
Dividends paid (Note 12)	已付股息(附註12)	—	—	(16,018)	(16,018)	—	(16,018)
Total transactions with owners in their capacity as owners	擁有人以其擁有人之身份進行的交易總額	(82)	478	(16,736)	(16,340)	(1,179)	(17,519)
As at 31st March 2022	於二零二二年三月三十一日	64,041	627,649	299,145	990,835	123,393	1,114,228

The above consolidated statement of changes in equity should be read in conjunction with the accompanying notes.

上述綜合權益變動表應與隨附的附註一併閱讀。

CONSOLIDATED STATEMENT OF CASH FLOWS

綜合現金流量表

For the year ended 31st March 2022 截至二零二二年三月三十一日止年度

			2022 二零二二年 HK\$'000 千港元	2021 二零二一年 HK\$'000 千港元
	Note 附註			
Cash flows from operating activities		經營活動之現金流量		
Cash generate from operations		經營業務產生之現金	145,814	144,648
Interest received		已收利息	1,066	1,110
Interest paid		已付利息	(60,455)	(62,169)
Hong Kong profits tax paid		已付香港利得稅	(4,297)	(2,403)
China corporate income tax paid		已付中國企業所得稅	(3,442)	(2,567)
			78,686	78,619
Net cash inflow from operating activities		經營活動之現金流入淨額	78,686	78,619
Cash flows from investing activities		投資活動之現金流量		
Purchase of property, plant and equipment		購置物業、廠房及設備	(8,715)	(664)
Proceeds received from disposals of property, plant and equipment		出售物業、廠房及設備之所得款項	6	135
Capital expenditures for investment properties		投資物業之資本開支	(382)	(1,530)
Consideration paid to non-controlling interest		向非控制性權益支付之代價	—	(20,000)
Capital injection to an investment accounted for using the equity method		注資予一項按權益法入賬之投資	(7,201)	(12,500)
Purchases of financial assets at fair value through profit or loss		購買按公允價值計入損益之金融資產	(3,908)	(37,452)
Proceeds received from disposal of financial assets at fair value through profit or loss		出售按公允價值計入損益之金融資產之所得款項	—	51,461
Dividend received		已收股息	657	—
			(19,543)	(20,550)
Net cash outflow from investing activities		投資活動之現金流出淨額	(19,543)	(20,550)

CONSOLIDATED STATEMENT OF CASH FLOWS

綜合現金流量表

For the year ended 31st March 2022 截至二零二二年三月三十一日止年度

	Note 附註	2022 二零二二年 HK\$'000 千港元	2021 二零二一年 HK\$'000 千港元
Cash flows from financing activities			
Proceeds from bank loans		472,732	240,019
Repayment of bank loans		(496,284)	(309,616)
Payment for lease liabilities and hire purchase liabilities (including interest)		(8,889)	(12,118)
Government subsidy on property, plant and machinery		—	1,052
Net increase in trust receipt bank loans		46,800	66,486
Decrease/(increase) in pledged bank deposits		12,960	(42,460)
Repurchase of ordinary shares		(322)	—
Share repurchase of non-controlling interests	37(b)	—	(2,614)
Dividends paid to owners of the Company		(16,018)	—
Dividends paid to non-controlling interests		(1,179)	(1,283)
Net cash inflow/(outflow) from financing activities		9,800	(60,534)
Net increase/(decrease) in cash and cash equivalents		68,943	(2,465)
Cash and cash equivalents, beginning of the year		119,098	120,045
Currency translation differences		890	1,518
Cash and cash equivalents, end of the year		188,931	119,098

The above consolidated statement of cash flows should be read in conjunction with the accompanying notes.

上述綜合現金流量表應與隨附的附註一併閱讀。

NOTES TO THE CONSOLIDATED FINANCIAL STATEMENTS

綜合財務報表附註

1 GENERAL INFORMATION

Hong Kong Shanghai Alliance Holdings Limited (the “Company”) is a limited liability company incorporated in Bermuda on 12th January 1994 as an exempted company under the Companies Act 1981 of Bermuda (as amended). The shares of the Company have been listed on the Main Board of The Stock Exchange of Hong Kong Limited since 18th February 1994. Its registered office is at Clarendon House, 2 Church Street, Hamilton HM11, Bermuda and its principal place of business in Hong Kong is located at Rooms 1103-05, 11th Floor, East Town Building, 41 Lockhart Road, Wanchai, Hong Kong.

The Company and its subsidiaries (collectively the “Group”) are principally engaged in distribution and processing of construction materials such as steel products; trading of sanitary wares and kitchen cabinets and property investment and fund management businesses.

These consolidated financial statements are presented in Hong Kong dollar (“HK\$”), unless otherwise stated. These consolidated financial statements have been approved for issue on 29th June 2022 by the Board.

2 SUMMARY OF SIGNIFICANT ACCOUNTING POLICIES

The principal accounting policies applied in the preparation of these consolidated financial statements are set out below. These policies have been consistently applied to all the years presented, unless otherwise stated.

2.1 Basis of preparation

These consolidated financial statements of the Group have been prepared in accordance with all applicable Hong Kong Financial Reporting Standards (“HKFRSs”) issued by the Hong Kong Institute of Certified Public Accountants (“HKICPA”) and disclosure requirements of the Companies Ordinance (Chapter 622 of the laws of Hong Kong). They have been prepared under the historical cost convention, as modified by financial assets/liabilities (including derivative financial instruments) at fair value through profit or loss (“FVPL”) and other comprehensive income (“FVOCI”) and investment properties, which are carried at fair values.

1 一般資料

滬港聯合控股有限公司(「本公司」)於一九九四年一月十二日在百慕達註冊成立為有限公司，並根據百慕達一九八一年公司法(經修訂)，成為一間豁免公司。自一九九四年二月十八日起，本公司之股份於香港聯合交易所有限公司主板上市。其註冊辦事處地址為Clarendon House, 2 Church Street, Hamilton HM11, Bermuda及其香港主要營業地點位於香港灣仔駱克道41號東城大廈11樓1103-05室。

本公司及其附屬公司(統稱「本集團」)主要從事分銷及加工建築材料，例如鋼鐵產品；衛浴潔具及廚櫃貿易；以及房地產投資及基金運營業務。

除另有說明外，該等綜合財務報表以港元(「港元」)列示。該等綜合財務報表已於二零二二年六月二十九日獲董事會批准發佈。

2 主要會計政策概要

編製該等綜合財務報表採用之主要會計政策載列如下。除另有說明外，該等政策於所呈列之所有年度一直貫徹應用。

2.1 編製基準

本集團之綜合財務報表依照香港會計師公會(「香港會計師公會」)頒佈之所有適用香港財務報告準則(「香港財務報告準則」)以及公司條例(香港法例第622章)之披露規定編製。其按歷史成本慣例編製，並已按公允價值計入損益及其他全面收入之金融資產／負債(包括衍生金融工具)及投資物業按公允價值作出修訂。

2 SUMMARY OF SIGNIFICANT ACCOUNTING POLICIES (CONTINUED)

2.1 Basis of preparation (Continued)

The preparation of these consolidated financial statements in conformity with HKFRS requires the use of certain critical accounting estimates. It also requires management to exercise its judgement in the process of applying the Group's accounting policies. The areas involving a higher degree of judgement or complexity, or areas where assumptions and estimates are significant to the consolidated financial statements, are disclosed in Note 4.

2.1.1 Amended standards adopted by the Group

The Group has applied the following amendments to standards for the first time for their annual reporting period commencing 1st April 2021:

HKFRS 16 (Amendments)	Covid-19 Related Rent Concessions
HKFRS 9, HKAS 39, HKFRS 7, HKFRS 4, and HKFRS 16 (Amendments)	Interest Rate Benchmark Reform – Phase 2

The newly adopted amendments to existing standards listed above did not have material impact on the results and financial position of the Group.

2 主要會計政策概要(續)

2.1 編製基準(續)

編製該等符合香港財務報告準則之綜合財務報表需要使用若干關鍵性會計推算。此亦需要管理層在應用本集團會計政策之過程中行使其判斷。涉及較高程度之判斷或複雜性之範疇或其假設及估計對綜合財務報表而言屬重大之範疇於附註4披露。

2.1.1 本集團所採納之經修訂準則

本集團已於二零二一年四月一日開始之年度報告期間首次採用以下經修訂準則：

香港財務報告 準則第16號 (修訂)	新型冠狀 病毒相關 之租金寬減
香港財務報告 準則第9號、 香港會計準則 第39號、香港 財務報告準則 第7號、香港 財務報告準則 第4號及香港 財務報告準則 第16號(修訂)	利率基準 改革 – 第二期

上述新採納之經修訂準則對本集團的業績及財務狀況並無產生重大影響。

NOTES TO THE CONSOLIDATED FINANCIAL STATEMENTS

綜合財務報表附註

2 SUMMARY OF SIGNIFICANT ACCOUNTING POLICIES (CONTINUED)

2.1 Basis of preparation (Continued)

2.1.2 New and amended standards, improvement, interpretation and accounting guideline not yet adopted

The following new standard, amendments to existing standards, improvement, interpretation and accounting guideline have been issued but are not effective for the financial year beginning on 1st April 2021 and have not been early adopted by the Group:

2 主要會計政策概要(續)

2.1 編製基準(續)

2.1.2 尚未採納之新訂及經修訂準則、改進、詮釋及會計指引

以下新訂準則、經修訂準則、改進、詮釋及會計指引已發佈，惟於二零二一年四月一日開始的財政年度尚未生效，亦未被本集團提前採納：

		Effective for accounting periods beginning on or after 於以下日期開始或之後之會計期間生效
Annual Improvements Project	Annual Improvements to HKFRSs Standards 2018 – 2020	1st January 2022
年度改進項目	二零一八年至二零二零年之香港財務報告準則年度改進	二零二二年一月一日
HKAS 16 (Amendments)	Property, Plant and Equipment: Proceeds before Intended Use	1st January 2022
香港會計準則第16號(修訂)	物業、廠房及設備：擬定用途前的所得款項	二零二二年一月一日
HKAS 37 (Amendments)	Onerous Contracts – Cost of Fulfilling a Contract	1st January 2022
香港會計準則第37號(修訂)	虧損性合約－履約成本	二零二二年一月一日
HKFRS 3 (Amendments)	Reference to the Conceptual Framework	1st January 2022
香港財務報告準則第3號(修訂)	對概念框架的參照	二零二二年一月一日
Hong Kong Accounting Guideline 5 (Revised)	Merger Accounting for Common Control Combinations	1st January 2022
香港會計指引第5號(修正)	共同控制合併之合併會計	二零二二年一月一日
HKAS 1 (Amendments)	Classification of Liabilities as Current or Non-current	1st January 2023
香港會計準則第1號(修訂)	負債分類為流動或非流動	二零二三年一月一日
HKFRS 17	Insurance Contracts	1st January 2023
香港財務報告準則第17號	保險合約	二零二三年一月一日
HK (IFRIC) – Int 5	Presentation of Financial Statements – Classification by the Borrower of a Term Loan that Contains a Repayment on Demand Clause	1st January 2023
香港(國際財務報告詮釋委員會)－詮釋第5號	財務報表之呈列－借款人對設有可隨時要求償還條款之定期貸款之分類	二零二三年一月一日

2 SUMMARY OF SIGNIFICANT ACCOUNTING POLICIES (CONTINUED)

2 主要會計政策概要(續)

2.1 Basis of preparation (Continued)

2.1 編製基準(續)

2.1.2 New and amended standards, improvement, interpretation and accounting guideline not yet adopted (Continued)

2.1.2 尚未採納之新訂及經修訂準則、改進、詮釋及會計指引(續)

		Effective for accounting periods beginning on or after 於以下日期開始或之後之會計期間生效
Amendments to HKAS 1 and HKFRS Practice Statement 2 香港會計準則第1號及香港財務報告準則實務報告第2號之修訂本 HKAS 8 (Amendments) 香港會計準則第8號(修訂) HKAS 12 (Amendments) 香港會計準則第12號(修訂)	Disclosure of Accounting Policies 會計政策之披露	1st January 2023 二零二三年一月一日
Amendments to HKFRS 10 and HKAS 28 香港財務報告準則第10號及香港會計準則第28號之修訂本	Definition of Accounting Estimates 會計估算之定義	1st January 2023 二零二三年一月一日
	Deferred Tax related to Assets and Liabilities arising from a Single Transaction 與單一交易產生之資產和負債相關的遞延稅項	1st January 2023 二零二三年一月一日
	Sale or Contribution of Assets between an Investor and its Associate or Joint Venture 投資者與其聯營或合營公司之間的資產出售或注資	To be determined by the HKICPA 有待香港會計師公會確定

The Group will adopt the above new standards, amendments to existing standards, improvement, interpretation and accounting guideline when they become effective. The Group has already commenced an assessment of the related impact of adopting the above new standards, amendments, improvement, interpretation and accounting guideline, none of which is expected to have a significant effect on the consolidated financial statements of the Group.

本集團將於上述新訂準則、經修訂準則、改進、詮釋及會計指引當其生效時予以採納。本集團已開始評估採納上述新訂準則、修訂、改進、詮釋及會計指引之有關影響，而預期概不會對本集團之綜合財務報表產生重大影響。

2 SUMMARY OF SIGNIFICANT ACCOUNTING POLICIES (CONTINUED)

2.2 Subsidiaries

(a) Consolidation

A subsidiary is an entity (including a structured entity) over which the Group has control. The Group controls an entity when the Group is exposed to, or has right to, variable returns from its involvement with the entity and has the ability to affect those returns through its power over the entity. Subsidiaries are consolidated from the date on which control is transferred to the Group. They are deconsolidated from the date that control ceases.

(i) Business combinations

The Group applies the acquisition method to account for business combinations. The consideration transferred for the acquisition of a subsidiary is the fair values of the assets transferred, the liabilities incurred to the former owners of the acquiree and the equity interests issued by the Group. The consideration transferred includes the fair value of any asset or liability resulting from a contingent consideration arrangement. Identifiable assets acquired and liabilities and contingent liabilities assumed in a business combination are measured initially at their fair values at the acquisition date.

Acquisition-related costs are expensed as incurred.

2 主要會計政策概要(續)

2.2 附屬公司

(a) 合併

附屬公司指本集團對其有控制權之實體(包括結構性實體)。當本集團因參與一家實體事務而對各項回報承擔風險或享有權利，及有能力透過對該實體擁有的權力影響該等回報時，則本集團對該實體擁有控制權。附屬公司由其控制權轉移到本集團之日起綜合入賬，並由該控制權終止之日起終止入賬。

(i) 業務合併

本集團進行業務合併時採用收購會計法入賬。收購附屬公司之轉讓代價為所轉讓資產、對被收購方之前擁有人所產生負債及本集團所發行股本權益之公允價值。所轉讓代價包括或然代價安排產生之任何資產或負債之公允價值。於業務合併時所收購之可識別資產及負債及或然負債，初步按收購日之公允價值計量。

與收購相關之成本於產生時列為開支。

2 SUMMARY OF SIGNIFICANT ACCOUNTING POLICIES (CONTINUED)

2.2 Subsidiaries (Continued)

(a) Consolidation (Continued)

(i) Business combinations (Continued)

The excess of the consideration transferred, the amount of any non-controlling interest in the acquiree and the acquisition-date fair value of any previous equity interest in the acquiree over the fair value of the identifiable net assets acquired is recorded as goodwill. If the total of consideration transferred, non-controlling interest recognised and previously held interest measured is less than the fair value of the net assets of the subsidiary acquired in the case of a bargain purchase, the difference is recognised directly in the consolidated income statement.

Intra-group transactions, balances and unrealised gains on transactions between group companies are eliminated. Unrealised losses are also eliminated unless the transaction provides evidence of an impairment of the transferred asset. When necessary, amounts reported by subsidiaries have been adjusted to conform with the Group's accounting policies.

(ii) Changes in ownership interests in subsidiaries without change of control

Transactions with non-controlling interests that do not result in a loss of control are accounted for as equity transactions - that is, as transactions with the owners of the subsidiary in their capacity as owners. The difference between fair value of any consideration paid and the relevant share acquired of the carrying amount of net assets of the subsidiary is recorded in equity. Gains or losses on disposals to non-controlling interests are also recorded in equity.

2 主要會計政策概要(續)

2.2 附屬公司(續)

(a) 合併(續)

(i) 業務合併(續)

所轉讓代價、被收購方的任何非控制性權益金額及任何先前於被收購方的股本權益於收購日的公允價值超出所收購可辨認資產淨額的公允價值的部分，以商譽列賬。倘所轉讓代價、已確認非控股性權益及先前持有之權益之總額低於在收購議價情況下收購之附屬公司的資產淨值之公允價值，其差額於綜合損益表中直接確認。

集團內交易、結餘及集團公司間交易的未變現收益予以對銷。除非該交易提供證據顯示所轉讓資產有所減值，否則未實現虧損亦予以抵銷。附屬公司申報的金額已在需要時作出調整，以確保與本集團的會計政策一致。

(ii) 於附屬公司之擁有權權益變動而控制權不變

不導致失去控制權的非控制性權益交易，按權益交易入賬—即以彼等作為擁有人的身份與附屬公司擁有人進行交易。任何所付代價的公允價值與相關應佔所收購附屬公司資產淨值賬面值的差額，於權益中入賬。向非控制性權益出售產生之盈虧，亦在權益中入賬。

2 SUMMARY OF SIGNIFICANT ACCOUNTING POLICIES (CONTINUED)

2.2 Subsidiaries (Continued)

(a) Consolidation (Continued)

(iii) Disposal of subsidiaries

When the Group ceases to have control, any retained interest in the entity is re-measured to its fair value at the date when control is lost, with the change in carrying amount recognised in profit or loss. The fair value is the initial carrying amount for the purposes of subsequently accounting for the retained interest as an associate, joint venture or financial asset. In addition, any amounts previously recognised in other comprehensive income in respect of that entity are accounted for as if the Group had directly disposed of the related assets or liabilities. It means the amounts previously recognised in other comprehensive income are reclassified to profit or loss or transferred to another category of equity as specified/permitted by applicable HKFRSs.

(b) Separate financial statements

Investments in subsidiaries are accounted for at cost less impairment. Cost includes direct attributable costs of investment. The results of subsidiaries are accounted for by the Company on the basis of dividend received and receivable.

Impairment testing of the investments in subsidiaries is required upon receiving a dividend from these investments if the dividend exceeds the total comprehensive income of the subsidiary in the period the dividend is declared or if the carrying amount of the investment in the separate financial statements exceeds the carrying amount in the consolidated financial statements of the investee's net assets including goodwill.

2 主要會計政策概要(續)

2.2 附屬公司(續)

(a) 合併(續)

(iii) 出售附屬公司

當本集團於實體失去控制權時，任何保留權益按失去控制權當日之公允價值重新計量，有關賬面值變動於損益中確認。其公允價值為其後入賬列作聯營公司、合營公司或金融資產的保留權益之初始賬面值。此外，先前於其他全面收入確認與該實體有關的任何金額按猶如本集團已直接出售有關資產或負債的方式入賬。即先前於其他全面收入確認的金額重新分類至損益或根據適用香港財務報告準則規定轉移至其他權益分類。

(b) 獨立財務報表

於附屬公司之投資按成本扣除減值列賬。成本包括投資直接歸屬之成本。附屬公司之業績以本公司已收股息及應收股息基準入賬。

如股息超過附屬公司於宣派股息期內之全面收入總額，或如在獨立財務報表之投資賬面金額超過綜合財務報表中被投資公司資產淨額(包括商譽)之賬面金額，則於獲取股息時須對於附屬公司之投資作減值測試。

2 SUMMARY OF SIGNIFICANT ACCOUNTING POLICIES (CONTINUED)

2.3 Associates

An associate is an entity over which the Group has significant influence but not control, generally accompanying a shareholding of between 20% and 50% of the voting rights. Investments in associates are accounted for using the equity method of accounting. Under the equity method, the investment is initially recognised at cost, and the carrying amount is increased or decreased to recognise the investor's share of the profit or loss of the investee after the date of acquisition. The Group's investments in associates include goodwill identified on acquisition. Upon the acquisition of the ownership interest in an associate, any difference between the cost of the associate and the Group's share of the aggregate fair value of the associate's identifiable assets and liabilities is accounted for as goodwill.

If the ownership interest in an associate is reduced but significant influence is retained, only a proportionate share of the amounts previously recognised in other comprehensive income is reclassified to profit or loss where appropriate.

The Group's share of post-acquisition profit or loss is recognised in the consolidated income statement, and its share of post-acquisition movements in reserves is recognised in other comprehensive income with a corresponding adjustment to the carrying amount of the investment. When the Group's share of losses in an associate equals or exceeds its interest in the associate, including any other unsecured receivables, the Group does not recognise further losses, unless it has incurred legal or constructive obligations or made payments on behalf of the associate.

The Group determines at each reporting date whether there is any objective evidence that the investment in the associate is impaired. If this is the case, the Group calculates the amount of impairment as the difference between the recoverable amount of the associate and its carrying value and recognises the amount adjacent to "share of results of investments accounted for using the equity method – net" in the consolidated income statement.

2 主要會計政策概要(續)

2.3 聯營公司

聯營公司是指凡本集團對其有重大影響力但無控制權之實體，一般附帶20%至50%投票權之股權。於聯營公司之投資以權益會計法入賬。根據權益法，投資初始以成本確認，於收購日期後，其賬面金額會增加或減少，以確認投資者於被投資公司之應佔溢利或虧損。本集團於聯營公司之投資包括收購時已識別之商譽。收購聯營公司擁有權權益時，投資於聯營公司之成本與本集團所佔於聯營公司可識別資產及負債公允價值差額列作商譽。

若於聯營公司擁有權權益減少但仍存在重大影響力，先前於其他全面收入中確認之金額按比例(如適用)重新分類至損益。

本集團應佔收購後之溢利或虧損於綜合損益表中確認，而其應佔收購後儲備變動則於其他全面收入中確認，並相應調整投資之賬面金額。當本集團應佔一間聯營公司之虧損等於或超過其在該聯營公司之權益(包括任何其他無抵押應收賬款)時，本集團不會進一步確認虧損，除非其已產生法律或推定義務或已代聯營公司作出付款。

本集團在每個報告日釐定是否有客觀證據證明於聯營公司之投資已減值。如投資已減值，本集團計算減值金額應為於聯營公司可收回金額與其賬面價值之差額，並於綜合損益表中之「應佔以權益法入賬之投資之業績－淨額」內確認該金額。

2 SUMMARY OF SIGNIFICANT ACCOUNTING POLICIES (CONTINUED)

2.3 Associates (Continued)

Profits and losses resulting from upstream and downstream transactions between the Group and its associate are recognised in the Group's consolidated financial statements only to the extent of unrelated investor's interests in the associates. Unrealised losses are also eliminated unless the transaction provides evidence of an impairment of the asset transferred. Accounting policies of associates have been changed where necessary to ensure consistency with the policies adopted by the Group.

2.4 Joint arrangements

The Group has applied HKFRS 11 – Joint Arrangements to all joint arrangements. Under HKFRS 11, investments in joint arrangements are classified as either joint operations or joint ventures depending on the contractual rights and obligations of each investor. The Group has assessed the nature of its joint arrangements and determined them to be joint ventures. Joint ventures are accounted for using the equity method.

Under the equity method of accounting, interests in joint ventures are initially recognised at cost and adjusted thereafter to recognise the Group's share of the post-acquisition profits or losses and movements in other comprehensive income. The Group's investments in joint ventures include goodwill identified on acquisition. Upon the acquisition of the ownership interest in a joint venture, any difference between the cost of the joint venture and the Group's share of the net fair value of the joint venture's identifiable assets and liabilities is accounted for as goodwill. When the Group's share of losses in a joint venture equals or exceeds its interests in the joint ventures, including any other unsecured receivables, the Group does not recognise further losses, unless it has incurred obligations or made payments on behalf of the joint ventures.

2 主要會計政策概要(續)

2.3 聯營公司(續)

本集團與其聯營公司間之上游和下游交易之溢利及虧損，在本集團之綜合財務報表中確認，但僅以無關連投資者於聯營公司之權益為限。除非該交易提供證據顯示所轉讓資產有所減值，否則未變現虧損亦予以抵銷。聯營公司之會計政策已按需要作出改變，以確保與本集團採用之政策一致。

2.4 合營安排

本集團對所有合營安排已應用香港財務報告準則第11號—合營安排。根據香港財務報告準則第11號，於合營安排之投資，視乎各投資者之合約權益及義務而定，分類為合營業務或合營公司。本集團已評估其合營安排之性質，並釐定其為合營公司。合營公司採用權益法入賬。

根據權益會計法，於合營公司之權益初始以成本確認，及其後作出調整，以確認本集團應佔之收購後溢利或虧損以及其他全面收入變動。本集團於合營公司之投資包括於收購時識別之商譽。於收購合營公司之擁有權權益時，合營公司之成本與本集團應佔該合營公司可識別資產及負債之淨公允價值間之差額，以商譽列賬。當本集團應佔一間合營公司之虧損等於或超過其於該合營公司之權益，包括任何其他無擔保應收賬款，本集團不會進一步確認虧損，除非其已承擔義務或已代合營公司作出付款。

2 SUMMARY OF SIGNIFICANT ACCOUNTING POLICIES (CONTINUED)

2.4 Joint arrangements (Continued)

Unrealised gains on transactions between the Group and its joint ventures are eliminated to the extent of the Group's interest in the joint ventures. Unrealised losses are also eliminated unless the transaction provides evidence of an impairment of the asset transferred. Accounting policies of the joint ventures have been changed where necessary to ensure consistency with the policies adopted by the Group.

2.5 Segment reporting

Operating segments are reported in a manner consistent with the internal reporting provided to the Chief Operating Decision Maker ("CODM"), who is responsible for allocating resources and assessing performance of the operating segments, and has been identified as the Executive Directors that make strategic decisions. Information relating to segment assets and liabilities is not disclosed as such information is not separately reported to the CODM.

2.6 Foreign currency translation

(a) *Functional and presentation currency*

Items included in the financial statements of each of the Group's entities are measured using the currency of the primary economic environment in which the entity operates (the "functional currency"). The consolidated financial statements are presented in HK\$, which is the Company's functional and the Group's presentation currency.

2 主要會計政策概要(續)

2.4 合營安排(續)

本集團與其合營公司間交易之未變現收益按本集團於合營公司之權益予以對銷。除非交易提供所轉讓資產出現減值之憑證，否則未變現虧損亦予以對銷。合營公司之會計政策已按需要作出變動，以確保與本集團採用之政策一致。

2.5 分部報告

營運分部之呈報方式與向主要營運決策者(「主要營運決策者」)作出之內部匯報貫徹一致，主要營運決策者負責營運分部之資源分配及表現評估，並被定為制定策略性決定之執行董事。由於有關分部資產及負債之資料並無向主要營運決策者獨立呈報，故並無該等資料之披露。

2.6 外幣換算

(a) *功能及呈列貨幣*

本集團各實體之財務報表內之項目均以該實體營運所在主要經濟地區之貨幣計量(「功能貨幣」)。綜合財務報表以港元呈報，港元為本公司之功能貨幣及本集團之呈列貨幣。

2 SUMMARY OF SIGNIFICANT ACCOUNTING POLICIES (CONTINUED)

2.6 Foreign currency translation (Continued)

(b) Transactions and balances

Foreign currency transactions are translated into the functional currency using the exchange rates prevailing at the dates of the transactions or valuation where items are remeasured. Foreign exchange gains and losses resulting from the settlement of such transactions and from the translation at year-end exchange rates of monetary assets and liabilities denominated in foreign currencies are recognised in the consolidated income statement. All foreign exchange gains and losses are presented in the consolidated income statement within “other gains – net”.

Translation differences on non-monetary financial assets and liabilities such as equities held at fair value through profit or loss are recognised in profit or loss as part of the fair value gain or loss. Translation differences on non-monetary financial assets, such as equities classified as financial asset at fair value through other comprehensive income are recognised in other comprehensive income.

(c) Group companies

The results and financial position of all the Group entities (none of which has the currency of a hyper-inflationary economy) that have a functional currency different from the presentation currency are translated into the presentation currency as follows:

- (i) assets and liabilities for each statement of financial position presented are translated at the closing rate at the date of that statement of financial position;

2 主要會計政策概要(續)

2.6 外幣換算(續)

(b) 交易及結餘

倘項目重新計量，外幣交易採用交易日或估值當日之匯率換算為功能貨幣。結算此等交易及以年終匯率換算以外幣計價之貨幣性資產及負債而產生之匯兌收益及虧損，於綜合損益表中確認。所有匯兌收益及虧損於綜合損益表「其他收益－淨額」內呈列。

非貨幣性金融資產及負債之換算差異，例如按公允價值計入損益之所持之權益於損益中確認為公允價值盈虧之一部分。非貨幣性金融資產換算差異，例如分類為按公允價值計入其他全面收入之金融資產之權益，則於其他全面收入內確認。

(c) 集團公司

所有本集團實體(當中並無惡性通脹經濟貨幣)業績及財務狀況，其功能貨幣不同於呈列貨幣者，均按以下方法換算為呈列貨幣：

- (i) 各財務狀況表呈列之資產及負債均以該財務狀況表結算日之收市匯率換算；

2 SUMMARY OF SIGNIFICANT ACCOUNTING POLICIES (CONTINUED)

2.6 Foreign currency translation (Continued)

(c) Group companies (Continued)

- (ii) income and expenses for each income statement are translated at average exchange rates (unless this average is not a reasonable approximation of the cumulative effect of the rates prevailing on the transaction dates, in which case income and expenses are translated at the rate on the dates of the transactions); and
- (iii) all resulting currency translation differences are recognised in other comprehensive income.

Goodwill and fair value adjustments arising on the acquisition of a foreign entity are treated as assets and liabilities of the foreign entity and translated at the closing rate. Currency translation differences arising are recognised in other comprehensive income.

(d) Disposal of foreign operation and partial disposal

On the disposal of a foreign operation (that is, a disposal of the Group's entire interest in a foreign operation, or a disposal involving loss of control over a subsidiary that includes a foreign operation, a disposal involving loss of joint control over a joint venture that includes a foreign operation, or a disposal involving loss of significant influence over an associate that includes a foreign operation), all of the currency translation differences accumulated in equity in respect of that operation attributable to the owners of the company are reclassified to profit or loss.

2 主要會計政策概要(續)

2.6 外幣換算(續)

(c) 集團公司(續)

- (ii) 各損益表之收支均按平均匯率換算(除非該平均值並非於交易日匯率累加效應之合理近似值,在此情況下,收支乃按交易日之匯率換算);及
- (iii) 所有相應匯兌差異於其他全面收入中確認。

收購一間境外實體時產生之商譽及公允價值調整視作該境外實體之資產及負債處理,並以收市匯率換算。所產生之貨幣匯兌差異於其他全面收入中確認。

(d) 出售海外業務及部分出售

於出售海外業務(即出售本集團於海外業務之全部權益或有關出售導致失去對一間附屬公司之控制權之出售(包括海外業務),或出售導致對一間合營公司失去共同控制權(其中包括海外業務)或出售導致對一間聯營公司失去重大影響力(其中包括海外業務)),則本公司擁有人應佔該業務相關所有權益累計的匯兌差異將重新分類至損益。

2 SUMMARY OF SIGNIFICANT ACCOUNTING POLICIES (CONTINUED)

2.6 Foreign currency translation (Continued)

(d) Disposal of foreign operation and partial disposal (Continued)

In the case of a partial disposal that does not result in the Group losing control over a subsidiary that includes a foreign operation, the proportionate share of accumulated currency translation differences are re-attributed to non-controlling interests and are not recognised in profit or loss. For all other partial disposals (that is, reductions in the Group's ownership interest in associates or joint ventures that do not result in the Group losing significant influence or joint control), the proportionate share of the accumulated exchange difference is reclassified to profit or loss.

2.7 Property, plant and equipment

Property, plant and equipment, is stated at historical cost less depreciation. Historical cost includes expenditure that is directly attributable to the acquisition of the items.

Subsequent costs are included in the asset's carrying amount or recognised as a separate asset, as appropriate, only when it is probable that future economic benefits associated with the item will flow to the Group and the cost of the item can be measured reliably. The carrying amount of the replaced part is derecognised. All other repairs and maintenance are charged to the consolidated income statement during the financial year in which they are incurred.

The depreciation of property, plant and equipment is calculated using the straight-line method to allocate their costs to their residual values over their estimated useful lives, as follows:

– Buildings	2% to 20%
– Leasehold improvements	20% to 33%
– Furniture and equipment	15% to 33%
– Machinery	10% to 25%
– Motor vehicles	5% to 20%

2 主要會計政策概要(續)

2.6 外幣換算(續)

(d) 出售海外業務及部分出售(續)

對於出售一間附屬公司(包括海外業務)部分權益而沒有導致本集團失去對附屬公司的控制權時，相應比例的累計匯兌差額重新歸入非控制性權益，但並不會於損益確認。至於其他部分出售(即部分出售聯營公司或合營公司而沒有導致本集團失去重大影響力或失去共同控制權)，相應比例的累計匯兌差額重新分類至損益。

2.7 物業、廠房及設備

物業、廠房及設備按歷史成本減折舊列賬。歷史成本包括收購項目直接應佔之開支。

其後成本僅在於與該項目有關之未來經濟利益有可能流入本集團，而該項目之成本能可靠計量時，計入資產賬面金額或確認為獨立資產(視適用情況而定)。已更換零件之賬面金額已被終止確認。所有其他維修及保養於其產生之財政年度內於綜合損益表內計入。

物業、廠房及設備之折舊根據估計可使用年期採用直線法將成本分攤至剩餘價值計算如下：

– 樓宇	2%至20%
– 租賃物業裝修	20%至33%
– 傢俬及設備	15%至33%
– 機器	10%至25%
– 汽車	5%至20%

2 SUMMARY OF SIGNIFICANT ACCOUNTING POLICIES (CONTINUED)

2.7 Property, plant and equipment (Continued)

The assets' residual values and useful lives are reviewed, and adjusted if appropriate, at the end of each reporting period. An asset's carrying amount is written down immediately to its recoverable amount if the asset's carrying amount is greater than its estimated recoverable amount (Note 2.11).

Gains and losses on disposals are determined by comparing proceeds with carrying amount and are recognised within "general and administrative expenses" in the consolidated income statement.

2.8 Intangible assets

(a) Goodwill

Goodwill arises on the acquisition of subsidiaries represents the excess of the consideration transferred over the Group's interest in net fair value of the net identifiable assets, liabilities and contingent liabilities of the acquiree and the fair value of the non-controlling interest in the acquiree.

For the purpose of impairment testing, goodwill acquired in a business combination is allocated to each of the cash-generating units ("CGUs"), or groups of CGUs, that is expected to benefit from the synergies of the combination. Each unit or group of units to which the goodwill is allocated represents the lowest level within the entity at which the goodwill is monitored for internal management purposes. Goodwill is monitored at the operating segment level.

Goodwill impairment reviews are undertaken annually or more frequently if events or changes in circumstances indicate a potential impairment. The carrying value of goodwill is compared to the recoverable amount, which is the higher of value in use and the fair value less costs of disposal. Any impairment is recognised immediately as an expense and is not subsequently reversed.

2 主要會計政策概要(續)

2.7 物業、廠房及設備(續)

資產之剩餘價值及可使用年期在每個報告期末進行檢討，及在適當時調整。倘若資產之賬面金額高於其可收回估計金額，其賬面金額即時撇減至可收回金額(附註2.11)。

出售之收益及虧損透過比較所得款項與其賬面金額釐定，並於綜合損益表「一般及行政支出」中確認。

2.8 無形資產

(a) 商譽

商譽於收購附屬公司時產生，指轉讓代價超過本集團在其可識別淨資產、負債及或然負債淨公允價值之權益及在被收購方非控制性權益之公允價值。

就減值測試而言，在業務合併中收購之商譽會分配至各現金產生單位(「現金產生單位」)或現金產生單位組別(即預期可從合併中獲取協同利益)。獲分配商譽之各單位或單位組別，指在實體內商譽被監察作內部管理用途之最底層次。商譽會在營運分部層面上被監察。

商譽之減值會每年進行檢討，或如有事件或情況改變顯示存在潛在減值，則需更頻密地檢討。商譽之賬面價值與可收回金額(使用價值與公允價值減出售成本之較高者)進行比較。任何減值須即時確認為支出且其後不得撥回。

2 SUMMARY OF SIGNIFICANT ACCOUNTING POLICIES (CONTINUED)

2.8 Intangible assets (Continued)

(b) Customer contracts

Customer contracts acquired in a business combination are recognised at fair values at the acquisition date. Customer contracts have a finite useful life and are carried at cost less accumulated amortisation. Amortisation is calculated using the utilisation method to allocate the cost of customer contracts over their estimated useful life.

2.9 Land use rights

The up-front prepayments made for land use rights are carried at cost less accumulated amortisation. Amortisation are calculated using the straight-line method to allocate the costs of leasehold land over their terms. Land use rights are presented as right-of-use assets on the consolidated statement of financial position.

2.10 Investment properties

Investment properties, principally comprising leasehold land and buildings, are held for long-term rental yields or for capital appreciation or both, and that is not occupied by the companies of the Group.

Investment properties are measured initially at its cost, including related transaction costs. After initial recognition, investment properties are carried at fair value, representing open market value determined at each reporting date by external valuers. Fair value is based on active market prices, adjusted, if necessary, for any difference in the nature, location or condition of the specific asset. If the information is not available, the Group uses alternative valuation methods such as recent prices on less active markets or discounted cash flow projections. Changes in fair values are recorded in consolidated income statement.

2 主要會計政策概要(續)

2.8 無形資產(續)

(b) 客戶合約

在業務合併中購入之客戶合約於收購日按公允價值確認。客戶合約具有限定之可使用年期，並按成本減累計攤銷列賬。攤銷以使用率法分配客戶合約之成本至其估計可使用年期計算。

2.9 土地使用權

土地使用權之前期預付款項以成本減累計攤銷列賬。攤銷以直線法計算以將租賃土地成本於租期內分攤。土地使用權於綜合財務狀況表中呈列為使用權資產。

2.10 投資物業

投資物業(主要包括租賃土地及樓宇)乃持有作長期租金回報或資本升值或二者兼具，且並非由本集團之公司佔用。

投資物業初始按其成本計量，包括相關交易成本。在初始確認後，投資物業按公允價值列賬，即於各報告日由外部估值師釐定之公開市值。公允價值以活躍市場價格為基準，如有需要就特定資產之性質、地點或狀況之任何差異作出調整。如並無此項資料，本集團須使用其他估值方法，例如較不活躍市場之近期價格或貼現現金流量預測法。公允價值變動於綜合損益表中列賬。

2 SUMMARY OF SIGNIFICANT ACCOUNTING POLICIES (CONTINUED)

2.11 Impairment of non-financial assets

Assets that have an indefinite useful life – for example goodwill, are not subject to amortisation and are tested annually for impairment. Assets that are subject to amortisation are reviewed for impairment whenever events or changes in circumstances indicate that the carrying amount may not be recoverable. An impairment loss is recognised for the amount by which the asset's carrying amount exceeds its recoverable amount. The recoverable amount is the higher of an asset's fair value less costs of disposal and value in use. For the purposes of assessing impairment, assets are grouped at the lowest unit for which there are separately identifiable cash flows (CGUs). Non-financial assets other than goodwill that suffered an impairment are reviewed for possible reversal of the impairment at each reporting date.

2.12 Financial assets

(a) Classification

The Group classifies its financial assets in the following measurement categories:

- those to be measured subsequently at fair value (either through other comprehensive income ("FVOCI"), or through profit or loss); and
- those to be measured at amortised cost.

The classification depends on the entity's business model for managing the financial assets and the contractual terms of the cash flows.

For assets measured at fair value, gains and losses will either be recorded in profit or loss or other comprehensive income. For investments in equity instruments that are not held for trading, this will depend on whether the Group has made an irrevocable election at the time of initial recognition to account for the equity investment at FVOCI.

2 主要會計政策概要(續)

2.11 非金融資產之減值

無特定使用期限之資產，例如商譽，毋須攤銷，惟須每年進行減值評估。當有事件或情況改變顯示賬面金額未能收回，須予攤銷之資產會進行減值評估。資產賬面金額超過其可收回金額之數額確認為一項減值虧損。可收回金額為資產公允價值減出售成本與使用價值之間之較高者。就評估減值而言，資產分組至可分開識別現金流量(現金產生單位)之最低層單位。商譽以外出現減值之非金融資產會於每個報告日就可能撥回之減值進行評估。

2.12 金融資產

(a) 分類

本集團將其金融資產分為以下計量類別：

- 於期後按公允價值計量(計入其他全面收入(「按公允價值計入其他全面收入」)或計入損益)；及
- 按攤銷成本計量。

分類取決於實體管理金融資產之業務模式及現金流量之約定條款。

對按公允價值計量之資產而言，收益及虧損將於損益或其他全面收入中列賬。對非持作買賣之權益投資而言，這將取決於本集團在首次確認時，是否對按公允價值計入其他全面收入之股權投資作出不可撤銷之選擇。

2 SUMMARY OF SIGNIFICANT ACCOUNTING POLICIES (CONTINUED)

2.12 Financial assets (Continued)

(a) Classification (Continued)

The Group reclassifies debt investments when and only when its business model for managing those assets changes.

(b) Recognition and measurement

Regular way purchases and sales of financial assets are recognised on the trade-date – the date on which the Group commits to purchase or sell the asset. Financial assets are derecognised when the rights to receive cash flows from the financial assets have expired or have been transferred and the Group has transferred substantially all the risks and rewards of ownership.

(c) Measurement

At initial recognition, the Group measures a financial asset at its fair value plus, in the case of a financial asset not at fair value through profit or loss, transaction costs that are directly attributable to the acquisition of the financial asset. Transaction costs of financial assets carried at FVPL are expensed in the consolidated income statement.

Financial assets with embedded derivatives are considered in their entirety when determining whether their cash flows are solely payment of principal and interest.

2 主要會計政策概要(續)

2.12 金融資產(續)

(a) 分類(續)

本集團僅於其管理該等資產之業務模式改變時重新分類債務投資。

(b) 確認及計量

經常性買賣金融資產在交易當日(即本集團承諾購買或出售資產之日期)確認。當收取來自金融資產現金流量之權利已屆滿或已轉移及本集團已大致上轉移擁有權全部風險及回報時,金融資產被終止確認。

(c) 計量

初始確認時,倘若金融資產非按公允價值計入損益,本集團按公允價值加上因收購金融資產而產生之直接交易成本,以計量金融資產。按公允價值計入損益之金融資產交易成本於綜合損益表中支銷。

具有嵌入式衍生工具之金融資產以其現金流量是否為唯一支付本金及利息方式作全面性考慮。

2 SUMMARY OF SIGNIFICANT ACCOUNTING POLICIES (CONTINUED)

2.12 Financial assets (Continued)

(c) Measurement (Continued)

Debt instruments

Subsequent measurement of debt instruments depends on the Group's business model for managing the asset and the cash flow characteristics of the asset. There are three measurement categories into which the Group classifies its debt instruments:

- Amortised cost: Assets that are held for collection of contractual cash flows where those cash flows represent solely payments of principal and interest are measured at amortised cost. Interest income from these financial assets is included in finance income using the effective interest rate method. Any gain or loss arising on derecognition is recognised directly in profit or loss and presented in other gains/(losses) together with foreign exchange gains and losses. Impairment losses are presented as separate line item in the consolidated income statement.
- FVOCI: Assets that are held for collection of contractual cash flows and for selling the financial assets, where the assets' cash flows represent solely payments of principal and interest, are measured at FVOCI. Movements in the carrying amount are taken through OCI, except for the recognition of impairment gains or losses, interest income and foreign exchange gains and losses which are recognised in profit or loss. When the financial asset is derecognised, the cumulative gain or loss previously recognised in OCI is reclassified from equity to profit or loss and recognised in other gains/(losses). Interest income from these financial assets is included in finance income using the effective interest rate method. Foreign exchange gains and losses are presented in other gains/(losses) and impairment expenses are presented as separate line item in the consolidated income statement.

2 主要會計政策概要(續)

2.12 金融資產(續)

(c) 計量(續)

債務工具

債務工具其後之計量取決於本集團管理資產之業務模式及資產之現金流特性。本集團將其債務工具分為以下三個計量類別：

- 攤銷成本：持作收取約定現金流，而該等現金流量屬本金及利息的唯一支付方式之資產，按攤銷成本計量。來自此等金融資產之利息收入以實際利率法計入財務收入。終止確認產生之任何收益或虧損直接於損益中確認，並連同外匯收益及虧損於其他收益／(虧損)中呈列。減值虧損於綜合損益表中為單獨項目呈列。
- 按公允價值計入其他全面收入：為收取約定現金流及出售金融資產而持有的資產，倘其資產現金流僅為支付本金及利息，則按公允價值計入其他全面收入。賬面值之變動乃計入其他全面收入，惟已於損益當中確認的減值收益或虧損、利息收入以及匯兌收益及虧損除外。金融資產終止確認時，先前於其他全面收入中確認之累計收益或虧損由權益重新分類至損益並於其他收益／(虧損)中確認。該等金融資產的利息收入採用實際利率法計入財務收入。匯兌收益及虧損於其他收益／(虧損)列示，而減值開支則於綜合損益表內作為單獨項目列示。

2 SUMMARY OF SIGNIFICANT ACCOUNTING POLICIES (CONTINUED)

2.12 Financial assets (Continued)

(c) Measurement (Continued)

Debt instruments (Continued)

- FVPL: Assets that do not meet the criteria for amortised cost or FVOCI are measured at FVPL. A gain or loss on a debt investment that is subsequently measured at FVPL is recognised in profit or loss and presented in net within other gains/(losses) in the period in which it arises.

Equity instruments

The Group subsequently measures all equity investments at fair value. Where the Group's management has elected to present fair value gains and losses on equity investments in other comprehensive income, there is no subsequent reclassification of fair value gains and losses to profit or loss following the derecognition of the investment. Dividends from such investments continue to be recognised in profit or loss as other income when the Group's right to receive payments is established.

Changes in the fair value of financial assets at FVPL are recognised in "other gains - net" in the consolidated income statement as applicable. Impairment losses (and reversal of impairment losses) on equity investments measured at FVOCI are not reported separately from other changes in fair value.

2 主要會計政策概要(續)

2.12 金融資產(續)

(c) 計量(續)

債務工具(續)

- 按公允價值計入損益：不符合按攤銷成本或按公允價值計入其他全面收入標準計量的資產，均按公允價值計入損益計量。後續按公允價值計入損益的債務投資收益或虧損於損益確認，並於產生期間以淨額於「其他收益／(虧損)」中呈列。

權益工具

本集團其後按公允價值計量所有權益性投資。倘本集團管理層已選擇在其他全面收入中呈列股權性投資公允價值收益及虧損，則終止確認投資後，公允價值收益及虧損其後不會重新分類至損益。在本集團收款權利確立時，來自該投資之股息繼續於損益中確認為其他收入。

按公允價值計入損益之金融資產公允價值變動，如適用，於綜合損益表內「其他收益－淨額」中確認。按公允價值計入其他全面收入計量之股權投資減值虧損(及減值虧損撥回)，不須與其他公允價值變動分開呈報。

2 SUMMARY OF SIGNIFICANT ACCOUNTING POLICIES (CONTINUED)

2.12 Financial assets (Continued)

(d) Impairment

The Group assesses on a forward-looking basis the expected credit losses (“ECL”) associated with its debt instruments carried at amortised cost. The impairment methodology applied depends on whether there has been a significant increase in credit risk.

At each reporting date, the Group calculates the ECL of financial instruments in different stages. Stage 1 refers to financial instruments that have not had a significant increase in credit risk since initial recognition; Stage 2 refers to financial instruments that have had a significant increase in credit risk since initial recognition but that do not have objective evidence of impairment; Stage 3 refers to financial assets for which there are objective evidence of impairment at the reporting date since initial recognition. For these assets at Stage 1, 12-month ECL are recognised and for assets at stage 2 and 3, life-time ECL are recognised. For financial assets with low credit risks as at the date of the consolidated statement of financial position, the Group recognises 12-month ECL based on the assumption that the credit risks have not significantly increased after initial recognition. The Group determines the level of credit risks according to their internal and external investment grade credit rating and the ages of financial assets. For those financial assets are more than 30 days past due, they would be classified as stage 2 and 3, unless the Group has reasonable and supportable information that demonstrates otherwise.

2 主要會計政策概要(續)

2.12 金融資產(續)

(d) 減值

本集團對按攤銷成本列賬之債務工具相關之預期信貸虧損(「預期信貸虧損」)按前瞻基準作出評估。所用減值方法取決於信貸風險是否大幅增加。

於每個報告日，本集團對於處於不同階段的金融工具的預期信貸虧損進行計算。金融工具自初始確認後信貸風險未顯著增加的，屬於第一階段；金融工具自初始確認後信用風險已顯著增加但尚未有客觀證據發生信用減值的，處於第二階段；金融資產自初始確認後已經有客觀證據發生信用減值，屬於第三階段。對處於第一階段的金融資產，本集團確認12個月預期信貸虧損，對於處於第二階段和第三階段的金融資產，本集團確認全期預期信貸虧損。對於在綜合財務狀況表日具有較低信用風險的金融資產，本集團基於假設：其信用風險自初始確認後並未顯著增加，確認12個月預期信貸虧損。本集團根據金融資產之內部及外部投資評級等級及賬齡以判別其信貸風險級別。除非本集團有合理及具支持的資料顯示不同分類，逾期超過30天之金融資產將分類為第二及第三階段。

2 SUMMARY OF SIGNIFICANT ACCOUNTING POLICIES (CONTINUED)

2.12 Financial assets (Continued)

(d) Impairment (Continued)

For financial assets in stage 1 and stage 2, interest income is calculated based on the gross carrying amount of the asset, that is, without deduction for credit allowance, and the effective interest rates. For financial assets in stage 3, interest income is calculated on the net carry amount, that is, net of credit allowances, and the effective interest rates.

The Group recognises the provision and reversal of ECL in profit or loss. For debt instrument at FVOCI, the Group makes relevant adjustments to other comprehensive income at the same time as recognising ECL in profit and loss.

For trade receivables, the Group applies the simplified approach permitted by HKFRS 9, which requires expected lifetime losses to be recognised from initial recognition of the receivables, see Note 3.1(b) for further details.

Impairment on bill receivables, other receivables and deposits are measured as either 12-month ECL or lifetime ECL, depending on whether there has been a significant increase in credit risk since initial recognition. If a significant increase in credit risk of a receivable has occurred since initial recognition, then impairment is measured as lifetime ECL, see Note 3.1(b) for further details.

2 主要會計政策概要(續)

2.12 金融資產(續)

(d) 減值(續)

對於處於第一階段及第二階段的金融資產，利息收入乃根據未扣除信貸撥備的資產總賬面值與實際利率計算。對於處於第三階段的金融資產，利息收入乃根據扣除信貸撥備的淨賬面值與實際利率計算。

本集團於損益確認預期信貸虧損撥備及撥回。就按公允價值計入其他全面收入的債務工具而言，本集團於損益確認預期信貸虧損的同時，對其他全面收入作出相關調整。

對應收賬款而言，本集團採用香港財務報告準則第9號所允許之簡化法，其中規定預期全期虧損自初始確認應收賬款起確認，其他詳情見附註3.1(b)。

應收票據、其他應收賬款及按金之減值按十二個月預期信貸虧損或全期預期信貸虧損計量，視乎自初始確認以來信貸風險有否顯著上升。倘應收賬款之信貸風險自初始確認以來顯著上升，則減值按全期預期信貸虧損計量，其他詳情見附註3.1(b)。

2 SUMMARY OF SIGNIFICANT ACCOUNTING POLICIES (CONTINUED)

2.13 Offsetting financial instruments

Financial assets and liabilities are offset and the net amount reported in the consolidated statement of financial position when there is a legally enforceable right to offset the recognised amounts and there is an intention to settle on a net basis or realise the asset and settle the liability simultaneously. The legally enforceable right must not be contingent on future events and must be enforceable in the normal course of business and in the event of default, insolvency or bankruptcy of the company or the counterparty.

2.14 Inventories

Inventories are stated at the lower of cost and net realisable value. Cost is determined using the first-in, first-out method. It excludes borrowing costs. Net realisable value is the estimated selling price in the ordinary course of business, less applicable variable selling expenses.

2.15 Trade and other receivables

Trade and bill receivables are amounts due from customers for goods received or services performed in the ordinary course of business. If collection of trade and other receivables is expected in one year or less (or in the normal operating cycle of the business if longer), they are classified as current assets. If not, they are presented as non-current assets.

Trade and other receivables are recognised initially at the amount of consideration that is unconditional unless they contain significant financing components, when they are recognised at fair value. The Group holds the trade and bill receivables with the objective to collect the contractual cash flows and therefore measures them subsequently at amortised cost using the effective interest method, less provision for impairment. See Note 2.12(d) for a description of the Group's impairment policies.

2 主要會計政策概要(續)

2.13 抵銷金融工具

於具法定可強制執行權利以抵銷已確認金額，且有意按其淨額作結算或同時變現資產及清償負債時，金融資產及負債乃予以抵銷，並於財務狀況表呈報其淨值。法定可強制執行權利不得依賴未來事件而定，而在一般業務過程中及倘公司或對手方一旦出現違約、無償債能力或破產時，必須具有約束力。

2.14 存貨

存貨按成本及與可變現淨值兩者中之較低者入賬。成本以先入先出法釐定。其中不包括借貸成本。可變現淨值為正常業務過程中之估計銷售價格減各類適用之銷售支出。

2.15 應收賬款及其他應收賬款

應收賬款及票據為在日常業務中就已收取商品或已提供服務而應收客戶之款項。如預期於一年或以內(或倘較長，則在業務正常經營週期中)收回應收賬款及其他應收賬款，則該等賬款分類為流動資產。否則，該等賬款呈列為非流動資產。

應收賬款及其他應收賬款於確認公允價值時，初始無條件按代價金額確認，除非其具重大融資成份在內。本集團持有應收賬款及票據，目的在於收取約定現金流量，及其後以實際利息法按攤銷成本減去減值撥備計量。有關本集團之減值政策情況見附註2.12(d)。

NOTES TO THE CONSOLIDATED FINANCIAL STATEMENTS

綜合財務報表附註

2 SUMMARY OF SIGNIFICANT ACCOUNTING POLICIES (CONTINUED)

2.16 Cash and cash equivalents

In the consolidated statement of cash flows, cash and cash equivalents include cash on hand and deposits held at call with banks with original maturities of three months or less.

2.17 Share capital

Ordinary shares are classified as equity.

Incremental costs directly attributable to the issue of new shares or options are shown in equity as a deduction, net of tax, from the proceeds.

2.18 Trade and other payables

Trade payables are obligations to pay for goods or services that have been acquired in the ordinary course of business from suppliers. Accounts payable are classified as current liabilities if payment is due within one year or less (or in the normal operating cycle of the business if longer). If not, they are presented as non-current liabilities.

Trade and other payables are recognised initially at fair value and subsequently measured at amortised cost using the effective interest method.

2.19 Derivatives and hedging activities

Derivatives are initially recognised at fair value on the date a derivative contract is entered into and are subsequently remeasured to their fair value at the end of each reporting period.

The accounting for subsequent changes in fair value depends on whether the derivative is designated as a hedging instrument, and if so, the nature of the item being hedged. The Group designates certain derivatives as either:

- hedges of the fair value of recognised assets or liabilities or a firm commitment (fair value hedges),

2 主要會計政策概要(續)

2.16 現金及現金等值

於綜合現金流量表中，現金及現金等值包括手頭現金及於三個月或以內到期存於銀行之通知存款。

2.17 股本

普通股分類為權益。

發行新股或購股權直接有關的增量成本於扣除稅項後於權益中作為發行所得的減項列示。

2.18 應付賬款及其他應付賬款

應付賬款為在日常業務過程中就從供應商購買之貨品或服務之付款義務。倘付款於在一年或以內(或倘較長，則在業務日常經營週期中)到期，則應付賬款分類為流動負債；否則，該等應付賬款呈列為非流動負債。

應付賬款及其他應付賬款初始按公允價值確認，其後則採用實際利率法按攤銷成本計量。

2.19 衍生工具及對沖活動

衍生工具於衍生工具合約訂立之日，按公允價值初始確認，且隨後在各報告期末按其公允價值重新計量。

公允價值後續變動的會計處理取決於衍生工具是否被指定為對沖工具，且倘被指定為對沖工具，則取決於被對沖項目之性質。本集團指定若干衍生工具為：

- 已確認資產或負債或一項確定承擔之公允價值對沖(公允價值對沖)，

2 SUMMARY OF SIGNIFICANT ACCOUNTING POLICIES (CONTINUED)

2.19 Derivatives and hedging activities (Continued)

- hedges of a particular risk associated with the cash flows of recognised assets and liabilities and highly probable forecast transactions (cash flow hedges), or
- hedges of a net investment in a foreign operation (net investment hedges).

At the inception of the hedging, the Group documents the economic relationship between hedging instruments and hedged items, including whether changes in the cash flows of the hedging instruments are expected to offset changes in the cash flows of hedges items. The Group documents its risk management objective and strategy for undertaking its hedge transactions.

The full fair value of a hedging derivative is classified as a non-current asset or liability when the remaining maturity of the hedged item is more than 12 months; it is classified as a current asset or liability when the remaining maturity of the hedged item is less than 12 months or if the counter party has the right to terminate the hedging instruments anytime. Trading derivatives are classified as a current asset or liability.

Cash flow hedge that qualifies for hedge accounting

The effective portion of changes in the fair value of derivatives that are designated and qualify as cash flow hedges is recognised in hedge reserve within equity. The gain or loss relating to the ineffective portion is recognised immediately in profit or loss within “other gains – net”.

2 主要會計政策概要(續)

2.19 衍生工具及對沖活動(續)

- 與已確認資產及負債及極有可能的預期交易相關現金流的一項特定風險對沖(現金流量對沖)，或
- 一項境外業務的投資淨額對沖(投資淨額對沖)。

於對沖開始時，本集團記錄對沖工具與所對沖項目之間的經濟關係，包括對沖工具的現金流量變動是否預期將抵銷所對沖項目的現金流量變動。本集團記錄其風險管理目標及進行其對沖交易的策略。

當所對沖項目的剩餘到期日超過12個月，則對沖衍生工具的全部公允價值分類為非流動資產或負債；當所對沖項目的剩餘到期日少於12個月或倘交易方有權隨時終止對沖工具，則其分類為流動資產或負債。交易衍生工具分類為流動資產或負債。

符合對沖會計資格的現金流量對沖

被指定為合資格作為現金流量對沖的衍生工具，公允價值變動的有效部分在權益內的對沖儲備中確認。無效部分有關之收益或虧損即時在「其他收益－淨額」內於損益中確認。

2 SUMMARY OF SIGNIFICANT ACCOUNTING POLICIES (CONTINUED)

2.19 Derivatives and hedging activities (Continued)

Cash flow hedge that qualifies for hedge accounting (Continued)

Amounts accumulated in equity are reclassified in the periods when the hedged item affects profit or loss, as follows:

- Where the hedged item subsequently results in the recognition of a non-financial asset, both the deferred hedging gains and losses and the deferred time value of the option contracts or deferred forward points, if any, are included within the initial cost of the asset. The deferred amounts are ultimately recognised in profit or loss as the hedged item affects profit or loss.
- The gain or loss relating to the effective portion of the interest rate swaps hedging variable rate borrowings is recognised in profit or loss within finance cost at the same time as the interest expense on the hedged borrowings.

When a hedging instrument expires, or is sold or terminated, or when a hedge no longer meets the criteria for hedge accounting, any cumulative deferred gain or loss and deferred costs of hedging in equity at that time remains in equity until the forecast transaction occurs, resulting in the recognition of a non-financial asset. When the forecast transaction is no longer expected to occur, the cumulative gain or loss and deferred costs of hedging that were reported in equity are immediately reclassified to profit or loss.

2 主要會計政策概要(續)

2.19 衍生工具及對沖活動(續)

符合對沖會計資格的現金流量對沖(續)

當所對沖項目影響損益，累計權益之金額於期間重新分類如下：

- 倘所對沖項目其後導致確認非金融資產，則遞延對沖收益及虧損以及期權合約的遞延時間價值或遞延遠期點數(如有)計入資產的初始成本。所對沖項目影響損益，遞延金額最終於損益中確認。
- 與利率掉期對沖浮動利率借款的有效部分相關的收益或虧損同時在財務費用內的損益中確認為所對沖借款的利息開支。

當對沖工具屆滿或被出售或終止時，或當對沖不再滿足對沖會計標準時，當時任何累計遞延收益或虧損及於權益的遞延對沖成本將保留於權益中，直至預期交易發生為止，導致確認非金融資產。當預期交易預計不再發生時，權益中報告的累計收益或虧損及遞延對沖成本即時重新分類至損益。

2 SUMMARY OF SIGNIFICANT ACCOUNTING POLICIES (CONTINUED)

2.20 Borrowings

Borrowings are recognised initially at fair value, net of transaction costs incurred. Borrowings are subsequently stated at amortised cost; any difference between the proceeds (net of transaction costs) and the redemption value is recognised in the consolidated income statement over the period of the borrowings using the effective interest method.

Fees paid on the establishment of loan facilities are recognised as transaction costs of the loan to the extent that it is probable that some or all of the facility will be drawn down. In this case, the fee is deferred until the draw-down occurs. To the extent there is no evidence that it is probable that some or all of the facility will be drawn down, the fee is capitalised as a pre-payment for liquidity services and amortised over the period of the facility to which it relates.

Borrowings are classified as current liabilities unless the Group has an unconditional right to defer settlement of the liability for at least 12 months after the end of the reporting period.

2.21 Borrowings costs

General and specific borrowing costs directly attributable to the acquisitions, construction or production of qualifying assets, which are assets that necessarily take a substantial period of time to get ready for their intended use or sale, are added to the cost of those assets, until such time as the assets are substantially ready for their intended use or sale.

All other borrowing costs are recognised in the consolidated income statement in the period in which they are incurred.

2 主要會計政策概要(續)

2.20 借貸

借貸初始按公允價值扣除已產生之交易成本後確認，其後則按攤銷成本列賬；所得款項(扣除交易成本)與贖回價值間之任何差異於借貸期使用實際利率法於綜合損益表中確認。

在貸款很可能部分或全部提取的情況下，就設立貸款融資支付的費用乃確認為貸款交易成本。在此情況下，費用遞延至提取發生為止。倘並無任何證據顯示該融資很有可能將獲部分或全部提取，則該費用撥充資本作為流動資金服務之預付款項，並於其相關融資期間予以攤銷。

除非本集團有權利無條件於報告期末後延遲償還負債最少十二個月，否則借貸分類為流動負債。

2.21 借貸成本

因收購、建造或生產合資格資產(指須經長時間準備作擬定用途或出售之資產)直接產生之一般及特定借貸成本乃計入該等資產成本，直至該等資產大致上已準備就緒作擬定用途或出售。

所有其他借貸成本均於其產生期間於綜合損益表中確認。

2 SUMMARY OF SIGNIFICANT ACCOUNTING POLICIES (CONTINUED)

2.22 Current and deferred income tax

The income tax expense or credit for the year is the tax payable on the current year's taxable income based on the applicable income tax rate for each jurisdiction adjusted by changes in deferred tax assets and liabilities attributable to temporary differences and to unused tax losses.

(a) Current income tax

The current income tax charge is calculated on the basis of the tax laws enacted or substantively enacted at the end of the reporting period in the countries where the Company and its subsidiaries, associates and joint ventures operate and generate taxable income. Management periodically evaluates positions taken in tax returns with respect to situations in which applicable tax regulation is subject to interpretation and considers whether it is probable that a taxation authority will accept an uncertain tax treatment. The Group measures its tax balances either based on the most likely amount or the expected value, depending on which method provides a better prediction of the resolution of the uncertainty.

(b) Deferred income tax

Deferred income tax is provided in full, using the liability method, on temporary differences arising between the tax bases of assets and liabilities and their carrying amounts in the consolidated financial statements. However, deferred tax liabilities are not recognised if they arise from the initial recognition of goodwill. Deferred income tax is also not accounted for if it arises from initial recognition of an asset or liability in a transaction other than a business combination that at the time of the transaction affects neither accounting nor taxable profit or loss and does not give rise to equal taxable and deductible temporary differences. Deferred income tax is determined using tax rates (and laws) that have been enacted or substantively enacted by the end of the reporting period and are expected to apply when the related deferred income tax asset is realised or the deferred income tax liability is settled.

2 主要會計政策概要(續)

2.22 當期及遞延所得稅

本年度的所得稅費用或所得稅抵免額為當期應納稅所得額，按各司法權區適用的所得稅稅率計算，並根據歸屬於暫時性差異的遞延所得稅資產和負債的變動以及未使用的稅收損失調整確認。

(a) 當期所得稅

當期所得稅支出根據本公司及其附屬公司、聯營及合營公司經營及產生應課稅收入的國家於報告期期末已頒佈或實質上已頒佈的稅務法例計算。管理層就適用稅務法例解釋所規限的情況定期評估報稅表的狀況，並考量稅務機關是否很有可能接受不確定的稅務處理。本集團計量其稅項結餘，基於最可能金額或預期價值方法之一，取決於何種方法提供較好預測不確定性的結果。

(b) 遞延所得稅

對資產與負債之稅基與其於綜合財務報表之賬面金額兩者之間產生之暫時差額使用負債法，全額計提遞延所得稅。然而，倘來自對商譽之初始確認，遞延稅項負債則不予確認。倘遞延所得稅乃來自交易(業務合併除外)中對資產或負債之初始確認，而在交易時不影響會計或應課稅溢利或虧損，及不會引致等額應課稅及可扣稅暫時差額，亦則不作列賬。遞延所得稅採用在報告期期末已頒佈或實質頒佈之稅率(及法例)，並在變現有關遞延所得稅資產或償付遞延所得稅負債時預期將會適用而釐定。

2 SUMMARY OF SIGNIFICANT ACCOUNTING POLICIES (CONTINUED)

2.22 Current and deferred income tax (Continued)

(b) *Deferred income tax (Continued)*

Deferred tax assets are recognised only if it is probable that future taxable amounts will be available to utilise those temporary differences and losses.

Deferred tax liabilities and assets are not recognised for temporary differences between the carrying amount and tax bases of investments in foreign operations where the Company is able to control the timing of the reversal of the temporary differences and it is probable that the differences will not reverse in the foreseeable future.

Deferred tax assets and liabilities are offset where there is a legally enforceable right to offset current tax assets and liabilities and where the deferred tax balances relate to the same taxation authority. Current tax assets and tax liabilities are offset where the entity has a legally enforceable right to offset and intends either to settle on a net basis, or to realise the asset and settle the liability simultaneously.

Current and deferred tax is recognised in profit or loss, except to the extent that it relates to items recognised in other comprehensive income or directly in equity. In this case, the tax is also recognised in other comprehensive income or directly in equity, respectively.

2 主要會計政策概要(續)

2.22 當期及遞延所得稅(續)

(b) *遞延所得稅(續)*

遞延稅項資產僅在可能有未來應課稅金額可用於抵銷有關暫時差額及虧損時方會確認。

倘本公司能控制回撥暫時差額的時間及該等差額很可能不會於可見將來撥回，則不會就國外業務投資賬面值與稅基之間的暫時差額確認遞延稅項負債及資產。

倘若存在可依法強制執行的權利將即期稅項資產與負債抵銷，及倘遞延稅項結餘與同一稅務機構相關，則可將遞延稅項資產與負債抵銷。倘實體有可依法強制執行抵銷權利且有意按淨額基準清償或同時變現資產及清償負債時，則即期稅項資產與稅項負債抵銷。

除某些項目於其他全面收入或直接於權益內確認外，當期及遞延所得稅於損益中確認。在該情況下，稅項亦分別於其他全面收入或於權益中直接確認。

2 SUMMARY OF SIGNIFICANT ACCOUNTING POLICIES (CONTINUED)

2.23 Employee benefits

(a) Pension obligation

The Group operates defined contribution plan. The schemes are generally funded through payments to insurance companies or trustee-administered funds.

A defined contribution plan is a pension plan under which the Group pays fixed contributions into a separate entity. The Group has no legal or constructive obligations to pay further contributions if the fund does not hold sufficient assets to pay all employees the benefits relating to employee service in the current and prior periods.

The Group pays contributions to publicly or privately administered pension insurance plans on a mandatory, contractual or voluntary basis. The Group has no further payment obligations once the contributions have been paid. The contributions are recognised as employee benefit expense when they are due. Prepaid contributions are recognised as an asset to the extent that a cash refund or a reduction in the future payments is available.

2 主要會計政策概要(續)

2.23 僱員福利

(a) 退休金責任

本集團設有約定供款計劃。此等計劃一般透過向保險公司或受託管理基金付款而注資。

約定供款計劃為本集團向一間獨立實體支付固定供款之退休福利計劃。倘基金不具備足夠資產，無法就該當期及過往期間之僱員服務向所有僱員支付福利，則本集團並無法定或推定責任作進一步供款。

本集團以強制、合約或自願原則向公開或私人管理之退休保險計劃作出供款。本集團作出供款後，即無進一步付款責任。供款於到期應付時確認為僱員福利支出。預付供款在出現現金退款或可扣減未來付款情況下確認為資產。

2 SUMMARY OF SIGNIFICANT ACCOUNTING POLICIES (CONTINUED)

2.23 Employee benefits (Continued)

(b) Termination benefits

Termination benefits are payable when employment is terminated by the Group before the normal retirement date, or whenever an employee accepts voluntary redundancy in exchange for these benefits. The Group recognises termination benefits when it is demonstrably committed to a termination when the entity has a detailed formal plan to terminate the employment of current employees without possibility of withdrawal. In the case of an offer made to encourage voluntary redundancy, the termination benefits are measured based on the number of employees expected to accept the offer. Benefits falling due more than 12 months after the end of the reporting period are discounted to their present value.

(c) Bonus plans

The Group recognises a liability and an expense for bonus. The Group recognises a provision where contractually obliged or where there is a past practice that has created a constructive obligation.

(d) Employee leave entitlements

Employee entitlements to annual leave are recognised when they accrue to employees. A provision is made for the estimated liability for annual leave as a result of services rendered by employees up to the reporting date. Employee entitlements to sick leave and maternity leave are not recognised until the time of leave.

2 主要會計政策概要(續)

2.23 僱員福利(續)

(b) 終止僱傭福利

終止僱傭福利於本集團在正常退休日期前終止僱用時，或僱員接受自願遣散以換取此等福利時支付。本集團在能證明以下終止承諾時確認辭退福利：該實體根據一項詳細之正式計劃終止現有僱員之僱用而並無撤回之可能。倘提出一項方案以鼓勵自願遣散，終止僱傭福利將按預期接受方案之僱員數目計量。在報告期末後超過十二個月支付之福利應貼現至其現值。

(c) 花紅計劃

本集團就花紅確認負債及支出。就合約責任或具過往慣例產生推定責任時，本集團會確認撥備。

(d) 僱員應享年假

僱員應享年假乃於僱員應享有年假時確認。對於截至報告日，僱員提供服務享有年假的估計負債，會作出撥備。僱員應享病假及分娩假期於支取時方才確認。

2 SUMMARY OF SIGNIFICANT ACCOUNTING POLICIES (CONTINUED)

2.23 Employee benefits (Continued)

(e) Long service payments

The Group's net obligation in respect of long service payments to its employees upon termination of their employment or retirement when the employees fulfil certain circumstances under the Hong Kong Employment Ordinance is the amount of future benefit that employees have earned in return for their service in the current and prior periods. The obligation is reduced by entitlements accrued under the Group's retirement plan that are attributable to contributions made by the Group.

2.24 Share-based payments

The Group operates a number of equity-settled, share-based compensation plans, under which the Group receives services from employees as consideration for equity instruments (options) of the Group. The fair value of the employee services received in exchange for the grant of the options is recognised as an expense. The total amount to be expensed is determined by reference to the fair value of the options granted:

- including any market performance conditions (for example, an entity's share price);
- excluding the impact of any service and non-market performance vesting conditions (for example, profitability, sales growth targets and remaining as employee of the entity over a specified time period); and
- including the impact of any non-vesting conditions (for example, the requirement for employees to save).

2 主要會計政策概要(續)

2.23 僱員福利(續)

(e) 長期服務金

當僱員在符合香港僱傭條例之若干情況下終止僱傭關係或退休時，本集團須承擔支付長期服務金予其僱員之責任，而所承擔之責任淨額為僱員於現時及過往期間提供服務所得之日後福利金額。本集團退休計劃內屬於本集團供款的累計權益減低所承擔金額。

2.24 以股份為基礎之支付

本集團設有多項以權益償付、以股份為基礎之補償計劃，據此，本集團獲取僱員服務，作為本集團權益工具(購股權)之代價。為換取購股權授出而獲取之僱員服務公允價值確認為支出。將予支銷之總金額參考授予之購股權公允價值釐定：

- 包括任何市場表現條件(例如實體之股價)；
- 不包括任何服務及非市場表現歸屬條件(例如盈利能力、銷售增長目標及僱員在某指定期間內仍然屬於某一實體之僱員)之影響；及
- 包括任何非歸屬條件(例如僱員保存規定)之影響。

2 SUMMARY OF SIGNIFICANT ACCOUNTING POLICIES (CONTINUED)

2.24 Share-based payments (Continued)

Non-market performance and service conditions are included in assumptions about the number of options that are expected to vest. The total expense is recognised over the vesting period, which is the period over which all of the specified vesting conditions are to be satisfied.

In addition, in some circumstances employees may provide services in advance of the grant date and therefore the grant date fair value is estimated for the purposes of recognising the expense during the period between service commencement period and grant date.

At the end of each reporting period, the Group revises its estimates of the number of options that are expected to vest based on the non-market performance and service conditions. It recognises the impact of the revision of original estimates, if any, in the consolidated income statement with a corresponding adjustment to equity.

When the options are exercised, the Company issues new shares. The proceeds received net of any directly attributable transaction costs are credited to share capital (nominal value) and share premium.

The grant by the Company of options over its equity instruments to the employees of subsidiary undertaking in the Group is treated as a capital contribution. The fair value of employee services received, measured by reference to the grant date fair value, is recognised over the vesting period as an increase to investment in subsidiary undertaking, with a corresponding credit to equity in the parent entity accounts.

2 主要會計政策概要(續)

2.24 以股份為基礎之支付(續)

非市場表現及服務條件計入關於預期歸屬之購股權數目之假設。支出總額於歸屬期間(即所有特定歸屬條件均獲滿足之期間)內確認。

此外，在某些情況下，僱員可在授出日期之前提供服務，因此授出日期之公允價值乃就確認服務開始期與授出日期之期內開支作出估計。

在各報告期末，本集團會根據非市場表現及服務條件修正其預期歸屬之購股權數目之估計。本集團在綜合損益表內確認修正原估算(如有)之影響，並對權益作出相應調整。

當購股權獲行使時，本公司將發行新股。所收取之所得款項(扣除任何直接應佔交易成本)計入股本(面值)及股份溢價中。

本公司向旗下附屬公司之僱員授予其權益工具之購股權，被視為資本投入。所獲取僱員服務的公允價值，參考授出日期之公允價值計量，並在歸屬期內確認，作為對附屬公司投資之增加，並相應計入母公司賬目之權益。

2 SUMMARY OF SIGNIFICANT ACCOUNTING POLICIES (CONTINUED)

2.25 Provision

Provisions for environment restoration, restructuring costs and legal claims are recognised when: the Group has a present legal or constructive obligation as a result of past events; it is probable that an outflow of resources will be required to settle the obligation; and the amount has been reliably estimated. Restructuring provisions comprise lease termination penalties and employee termination payments. Provisions are not recognised for future operating losses.

Where there are a number of similar obligations, the likelihood that an outflow will be required in settlement is determined by considering the class of obligations as a whole. A provision is recognised even if the likelihood of an outflow with respect to any one item included in the same class of obligations may be small.

Provisions are measured at the present value of the expenditures expected to be required to settle the obligation using a pre-tax discount rate that reflects current market assessments of the time value of money and the risks specific to the obligation. The increase in the provision due to passage of time is recognised as interest expense.

2 主要會計政策概要(續)

2.25 撥備

當本集團因過往事件而產生現有法定或推定責任；可能須償付有關責任而導致資源流出；且金額已可靠估計，則會就環境復原、重組成本及法律索償確認撥備。重組撥備包括租賃終止罰款及僱員離職付款。不會就未來經營虧損確認撥備。

倘有多項類似責任，則考慮責任之整體類別釐定其須在償付中流失資源之可能性。即使在同一類別責任所包含之任何一個項目資源流失之可能性極低，仍須確認撥備。

撥備按預期清償債務責任所需開支以稅前貼現率計算之現值計量，該比率反映市場當時對貨幣時間價值之評估及該責任之獨有風險。因時間流逝而產生之撥備增加確認為利息開支。

2 SUMMARY OF SIGNIFICANT ACCOUNTING POLICIES (CONTINUED)

2.26 Revenue recognition

Revenue is measured at the fair value of the consideration received or receivable, and represents amounts receivable for goods supplied and service rendered, stated net of discounts, returns and value added taxes. The Group recognises revenue when the amount of revenue can be reliably measured; when it is probable that future economic benefits will flow to the Group; and when specific criteria have been met for each of the Group's activities as described below.

(a) Sales of goods

Sales of goods are recognised when a group entity has delivered products to the customer, the customer has full discretion over channel and price to sell the products, and there is no unfulfilled obligation that could affect the customer's acceptance of the products. Delivery occurs until the products have been shipped to the specified location, the risk of obsolescence and loss have been transferred to the customers, and either the customers have accepted the products in accordance with sales contracts, or there is no unfulfilled obligation that could affect the customers' acceptance of the products.

Revenue from these sales is recognised based on the price specified in the contract. Accumulated experience is used to estimate and provide for the returns, if any, using the expected value method, and revenue is only recognised to the extent that it is highly probable that a significant reversal will not occur. No element of financing is deemed present as the sales are made with credit terms that are consistent with market practice.

2 主要會計政策概要(續)

2.26 收入確認

收入按已收或應收代價之公允價值計算，及指所供貨品及所作服務之應收金額，扣除折扣、退貨及增值稅後列賬。當收入數額能夠可靠計量、未來經濟利益將可能流至本集團，而本集團各項活動均符合具體條件時(如下文所述)，本集團則會確認收入。

(a) 貨品銷售

當集團實體已將產品交付予客戶，客戶對銷售產品之渠道及價格擁有完全決定權，且並無未履行之責任可影響客戶接受產品時，會確認貨品銷售。產品付運至指定地點，陳舊及虧損之風險已轉讓予客戶，客戶按銷售合約接納產品或概無未履行責任可影響客戶接納產品，交付方始生效。

該等銷售之收入乃根據合約訂明之價格確認。使用累計經驗以預期價值法估計及撥備退貨(如有)，且收益僅於極大可能不會產生重大撥回時確認。銷售之信貸期符合市場慣例，故並不視作存在融資成分。

2 SUMMARY OF SIGNIFICANT ACCOUNTING POLICIES (CONTINUED)

2.26 Revenue recognition (Continued)

(b) Service income

Revenue from providing service is recognised in accounting period in which the services are rendered, by reference to stage of completion of the specific transaction and assessed on the basis of actual services provided as a proportion of the total service to be provided.

A contract liability is the obligation to transfer of goods or render of services to a customer for which the Group has received a consideration (or an amount of consideration that is due) from the customer. If a customer pays the consideration before the Group transfers goods or renders services to the customer, a contract liability is recognised when the payment is made or the payment is due (whichever is earlier). Contract liabilities are recognised as revenue when the Group performs under the contract.

(c) Rental income

Rental income from investment properties is recognised in the consolidated income statement on a straight-line basis over the period of the relevant leases.

(d) Financing components

The Group does not expect to have any contracts where the period between the transfer of the promised goods or services to the customer and payment by the customer exceeds one year. As a consequence, the Group does not adjust any of the transaction prices for the time value of money.

2 主要會計政策概要(續)

2.26 收入確認(續)

(b) 服務收入

服務收入經參考特定交易之完成階段並按已提供實際服務佔將予提供之總服務比例評估後，在提供服務之會計期內確認。

合約負債為本集團已從客戶收取代價(或到期之代價金額)而將貨品交付或提供服務予客戶之義務。倘若客戶在本集團交付貨品或提供服務予客戶前支付代價，則合約負債於付款時或款項到期時(以較早者為準)確認。合約負債在本集團履行合約時確認為收益。

(c) 租金收入

自投資物業之租金收入按直線法於相關租賃期間在綜合損益表中確認。

(d) 融資成分

本集團不預期具有任何合約，當中從向客戶轉交承諾之貨品或服務起至客戶付款之間超過一年。因此，本集團未因資金的時間值而調整任何交易價格。

2 SUMMARY OF SIGNIFICANT ACCOUNTING POLICIES (CONTINUED)

2.27 Interest income

Interest income is calculated by applying the effective interest rate to the gross carrying amount of a financial asset except for financial assets that subsequently become credit-impaired. For credit-impaired financial assets, the effective interest rate is applied to the net carrying amount of the financial asset (after deduction of the loss allowance).

2.28 Dividend income

Dividend income is recognised when the right to receive payment is established.

2.29 Leases

As a lessee

Leases are recognised as a right-of-use asset and a corresponding liability at the date at which the leased asset is available for use by the Group.

Contracts may contain both lease and non-lease components. The Group allocates the consideration in the contract to the lease and non-lease components based on their relative stand-alone prices.

Assets and liabilities arising from a lease are initially measured on a present value basis. Lease liabilities include the net present value of the following lease payments:

- fixed payments (including in-substance fixed payments), less any lease incentives receivable;
- variable lease payment that are based on an index or a rate, initially measured using the index or rate as at the commencement date;
- amounts expected to be payable by the Group under residual value guarantees;

2 主要會計政策概要(續)

2.27 利息收入

利息收入以金融資產賬面值按實際利率作計算，惟其後出現信貸減值之金融資產則除外。對信貸減值之金融資產，按經扣除虧損撥備後之金融資產賬面淨值採用實際利率計算。

2.28 股息收入

股息收入於確定有權收取款項時確認。

2.29 租賃

作為承租人

租賃資產於可供本集團使用當日時確認為使用權資產及其相應負債。

合約可能同時包含租賃部分及非租賃部分。本集團按租賃部分及非租賃部分之相對獨立價格將合約代價分配至各部分。

租賃產生之資產及負債初始按現值作計量。租賃負債包括以下租賃付款之淨現值：

- 固定付款(包括實質固定付款)，扣除任何應收租賃優惠；
- 根據一項指數或利率計算之可變租賃付款，初始按於開始日期之有關指數或利率計量；
- 根據剩餘價值保證本集團預期支付之金額；

2 SUMMARY OF SIGNIFICANT ACCOUNTING POLICIES (CONTINUED)

2.29 Leases (Continued)

As a lessee (Continued)

- the exercise price of a purchase option if the Group is reasonably certain to exercise that option; and
- payments of penalties for terminating the lease, if the lease term reflects the Group exercising that option.

The lease payments are discounted using the interest rate implicit in the lease. If that rate cannot be readily determined, which is generally the case for leases in the Group, the lessee's incremental borrowing rate is used, being the rate that the individual lessee would have to pay to borrow the funds necessary to obtain an asset of similar value to the right-of-use asset in a similar economic environment with similar terms, security and conditions.

To determine the incremental borrowing rate, the Group uses recent third-party financing received by the individual lessee as a starting point, adjusted to reflect changes in financing conditions since third party financing was received.

Lease payments are allocated between principal and finance cost. The finance cost is charged to profit or loss over the lease period so as to produce a constant periodic rate of interest on the remaining balance of the liability for each period.

Right-of-use assets are measured at cost comprising the following:

- the amount of the initial measurement of lease liability;
- any lease payments made at or before the commencement date less any lease incentives received;
- any initial direct costs; and
- restoration costs.

2 主要會計政策概要(續)

2.29 租賃(續)

作為承租人(續)

- 購買選擇權之行使價(倘可合理地確定本集團將行使該選擇權)；及
- 支付終止租賃之罰款(倘租期反映本集團行使該選擇權)。

租賃付款使用租賃隱含之利率貼現。倘利率難以釐定，大致如同本集團租賃之狀況，則使用承租人之增量借貸利率，即個別承租人在類似經濟環境中就類似條款、抵押及條件借入為取得與使用權資產價值相若之資產所需資金而須支付之利率。

為釐定增量借貸利率，本集團使用個別承租人最近獲得之第三方融資作為起點，並作出調整以反映自獲得第三方融資以來融資條件之變動。

租賃付款分為本金與財務費用。財務費用於租期內自損益中計入，使各期間負債餘額結餘之週期利率維持固定。

使用權資產按成本計量，包括以下各項：

- 租賃負債之初始計量金額；
- 於起始日期或之前作出之任何租賃付款，減去已收之任何租賃優惠；
- 任何初始直接成本；及
- 修復成本。

2 SUMMARY OF SIGNIFICANT ACCOUNTING POLICIES (CONTINUED)

2.29 Leases (Continued)

As a lessee (Continued)

Right-of-use assets are generally depreciated over the shorter of the asset's useful life and the lease term on a straight-line basis. If the Company is reasonably certain to exercise a purchase option, the right-of-use asset is depreciated over the underlying asset's useful life.

Payments associated with short-term leases and leases of low-value assets are recognised on a straight-line basis as an expense in profit or loss. Short-term leases are leases with a lease term of 12 months or less.

The Group accounts for a lease modification as a separate lease if:

- the modification increases the scope of the lease by adding the right to use one or more underlying assets; and
- the consideration for the leases increases by an amount commensurate with the stand-alone price for the increase in scope and any appropriate adjustments to that stand-alone price to reflect the circumstances of the particular contract.

For a lease modification that is not accounted for a separate lease, the Group remeasures the lease liability based on the lease term of the modified lease by discounting the revised lease payments using a revised discount rate at the effective date of the modification.

The Group accounts for the remeasurement of lease liabilities by making corresponding adjustments to the relevant right-of-use assets.

2 主要會計政策概要(續)

2.29 租賃(續)

作為承租人(續)

使用權資產通常於資產之可使用年期或租期(以較短者為準)內以直線法折舊。倘本公司合理地確定將行使一項購買選擇權，則使用權資產於相關資產之可使用年期内折舊。

與短期租賃及低價值資產租賃相關之付款以直線法於損益中確認為支出。短期租賃指租期為十二個月或以下之租賃。

倘符合以下條件，則本集團將租賃修訂作為一項單獨租賃進行會計處理：

- 該修訂通過加入對一項或多項相關資產的使用權擴大租賃範圍；及
- 租賃代價金額增加視乎對範圍增加之單獨價格及反映特定合約時對單獨價格任何恰當之調整。

對於不作為一項單獨租賃進行會計處理的租賃修訂，在修訂的生效日期，本集團根據經修訂租賃的租期，通過使用經修訂貼現率對經修訂租賃款項進行貼現以重新計量租賃負債。

本集團對租賃負債進行重新計量，並對相關使用權資產進行相應調整。

NOTES TO THE CONSOLIDATED FINANCIAL STATEMENTS

綜合財務報表附註

2 SUMMARY OF SIGNIFICANT ACCOUNTING POLICIES (CONTINUED)

2.29 Leases (Continued)

As a lessor

Lease income where the Group is a lessor is recognised in consolidated income statement on a straight-line basis over the lease term. The respective leased assets are included in the consolidated statement of financial position based on their nature.

2.30 Dividend distribution

Dividend distribution to the Company's owners is recognised as a liability in the Group's and the Company's financial statements in the period in which the dividends are approved by the Company's shareholders or Directors, where appropriate.

2.31 Government grants

Grants from the government are recognised at their fair value when there is a reasonable assurance that the grant will be received and the Group will comply with all attached conditions.

Government grants relating to costs are deferred and recognised in the profit or loss over the period necessary to match them with the costs that they are intended to compensate.

Government grants relating to assets are deducted against the carrying amount of the assets.

2.32 Hire purchase liabilities

Property, plant and equipment acquired under hire purchase are capitalised in the consolidated financial statements and depreciated in accordance with the policy set out in Note 2.7 above. The corresponding outstanding obligations due under the hire purchase after deducting finance expenses are included as liabilities in the consolidated financial statements. Finance charges are allocated to profit or loss over the period of the hire purchase agreements on a straight line basis.

2 主要會計政策概要(續)

2.29 租賃(續)

作為出租人

本集團作為出租人之租賃收入於租期內以直線法於綜合損益表內確認。各租賃資產按其性質計入綜合財務狀況表。

2.30 股息分派

向本公司擁有人分派之股息，在股息於期內獲得本公司股東或董事(倘適當)批准並於本集團及本公司之財務報表確認為負債。

2.31 政府補助

當能合理保證本集團將收到政府補助時，且本集團將遵守所有附加條件，有關補助按其公允價值予以確認。

與成本有關的政府補助，按擬補償成本的所產生期間於損益中遞延及確認。

與資產相關的政府補助於該等資產的賬面值扣減。

2.32 租購負債

租購項下購入之物業、廠房及設備於綜合財務報表內予以資本化並根據上文附註2.7所載政策予以折舊。租購項下應付的相應未償還負債在扣除財務費用後於綜合財務報表列作負債。財務費用在租購協議期間按直線法分配至損益。

3 FINANCIAL RISK MANAGEMENT

3.1 Financial risk factors

The Group's activities expose it to a variety of financial risks: market risk (including price risk, foreign exchange risk, and cash flow and fair value interest rate risk), credit risk, and liquidity risk. The Group's overall risk management programme focuses on the unpredictability of financial markets and seeks to minimise potential adverse effects on the Group's financial performance.

Financial risk management is carried out by a central treasury department at Group level under policies approved by the Board of Directors. The Group treasury identifies, evaluates and hedges financial risks in close co-operation with the Group's operating units. The board provides written principles for overall risk management, as well as written policies covering specific areas, such as foreign exchange risk, interest rate risk and credit risk.

(a) Market risk

(i) Price risk

The Group is subject to commodity price risk because certain subsidiaries of the Group are engaged in the trading of steel products. As at 31st March 2022 and 2021, the Group had committed sales orders for steel products for which the selling price is fixed, which exceeded the aggregate amount of on-hand inventories. As the prices of steel products can fluctuate materially, the Group's results may be affected significantly by future fluctuations in steel prices (Note 4(c)). To manage its commodity price risk arising from committed sales orders, the Group is closely monitoring the market price of steel products and adjusting its procurement strategy accordingly.

3 財務風險管理

3.1 財務風險因素

本集團之經營活動面對各種財務風險：市場風險(包括價格風險、外匯風險及現金流量及公允價值利率風險)、信貸風險及流動資金風險。本集團之整體風險管理計劃專注於財務市場之難預測性及尋求減低對本集團財務表現之潛在不利影響。

財務風險管理由集團司庫部按照董事會批准之政策執行。本集團司庫透過與集團經營單位之緊密合作，負責確定、評估和對沖財務風險。董事會為整體風險管理訂定書面原則及書面政策，涵蓋外匯風險、利率風險及信貸風險等特定領域。

(a) 市場風險

(i) 價格風險

由於本集團之若干附屬公司從事鋼鐵產品貿易，故此本集團面對商品價格風險。於二零二二年及二零二一年三月三十一日，本集團確定其固定售價之鋼鐵產品銷售訂單已超過手頭存貨。由於鋼鐵產品之價格可大幅波動，本集團之業績將可能面對重大未來鋼材價格波動之影響(附註4(c))。本集團密切監察鋼鐵產品之市價及相應調整其採購策略，以管理已確定銷售訂單產生之商品價格風險。

3 FINANCIAL RISK MANAGEMENT (CONTINUED)

3.1 Financial risk factors (Continued)

(a) Market risk (Continued)

(i) Price risk (Continued)

The Group also exposed to price risk mainly arising from investments held by the Group and classified on the consolidated statement of financial position as financial asset at fair value through profit or loss and financial asset at fair value through other comprehensive income. Management considers that their price risks are insignificant.

(ii) Foreign exchange risk

The Group operates internationally and is exposed to foreign exchange risk arising from various currency exposures, primarily with respect to the US dollar (“US\$”) and the Chinese Renminbi (“RMB”). Foreign exchange risk arises from future commercial transactions, recognised assets and liabilities and net investments in foreign operations.

Management has set up a policy to require group companies to manage their foreign exchange risk against their functional currency.

The Group has certain investments in foreign operations, of which the net assets are exposed to foreign currency translation risk. Currency exposure arising from the net assets of the Group’s foreign operations is managed primarily through borrowings denominated in the relevant foreign currencies.

3 財務風險管理(續)

3.1 財務風險因素(續)

(a) 市場風險(續)

(i) 價格風險(續)

本集團也面對主要由本集團持有之投資(於綜合財務狀況表按公允價值計入損益及按公允價值計入其他全面收入之金融資產)所產生之價格風險。管理層認為，其價格風險並不重大。

(ii) 外匯風險

本集團業務跨越多國，因此面對源於各種貨幣之外匯風險，主要涉及美元(「美元」)及人民幣(「人民幣」)。外匯風險源於未來商業交易、已確認資產及負債及外國業務淨投資。

管理層已訂立政策，要求集團公司管理對其功能貨幣相關之外匯風險。

本集團持有若干境外經營投資，其資產淨額承受外幣匯兌風險。來自本集團境外經營資產淨額所產生之貨幣風險，主要以相關外幣計值之借貸進行管理。

3 FINANCIAL RISK MANAGEMENT (CONTINUED)

3.1 Financial risk factors (Continued)

(a) Market risk (Continued)

(ii) Foreign exchange risk (Continued)

As at 31st March 2022, if HK\$ had strengthened/weakened by 5% (2021: 5%) against RMB with all other variables held constant, profit before income tax would have been approximately HK\$89,000 (2021: HK\$338,000) higher/lower, mainly as a result of foreign exchange gains/(losses) on translation of RMB-denominated monetary assets and liabilities.

As HK\$ are reasonably stable with US\$ under the Linked Exchange Rate System, the management considers the Company's foreign exchange risk arisen from US\$ is insignificant. Thus, no sensitivity analysis is presented.

(iii) Cash flow and fair value interest rate risk

The Group's income and operating cash flows are substantially independent of changes in market interest rates as the Group has no significant interest bearing assets except for cash and bank deposits, which earn low interest rate. The Group's interest rate risk arises mainly from borrowings. Borrowings obtained at variable rates expose the Group to cash flow interest rate risk except those under hedge accounting to change from variable rate to fixed rate.

3 財務風險管理(續)

3.1 財務風險因素(續)

(a) 市場風險(續)

(ii) 外匯風險(續)

於二零二二年三月三十一日，倘港元兌人民幣上升／下跌5%（二零二一年：5%），而所有其他可變因素維持不變，則除所得稅前溢利應增加／減少約89,000港元（二零二一年：338,000港元），乃主要由於兌換以人民幣計值之貨幣資產及負債之匯兌收益／（虧損）所致。

由於在聯繫匯率制度下港元兌美元合理穩定，管理層認為本公司來自美元之外匯風險輕微。因此，並無呈列敏感度分析。

(iii) 現金流量及公允價值利率風險

由於本集團除賺取低息率之現金及銀行存款外概無重大付息資產，本集團之收入及經營現金流量實質上不受市場利率變動所影響。本集團之利率風險主要來自借貸。浮息借貸使本集團面對現金流量利率風險，惟該等於對沖會計項下由浮動利率轉為固定利率的借貸則除外。

3 FINANCIAL RISK MANAGEMENT (CONTINUED)

3.1 Financial risk factors (Continued)

(a) Market risk (Continued)

(iii) Cash flow and fair value interest rate risk (Continued)

As at 31st March 2022, borrowings of HK\$98,000,000 (2021: HK\$128,000,000) are converted from quarterly variable interest payment to a quarterly fixed rate payment, ranging from 3.89%-3.92%, through interest rate swap arrangements with maturity dates expire in August 2022 and January 2025. The interest rate swaps and the corresponding bank borrowings have similar terms, such as principal amounts, currency, interest period, maturity dates and the counterparty, and the Directors consider that the interest rate swaps are highly effective hedging instruments and are designated as cash flow hedging instruments from floating interest rates to fixed interest rates.

At 31st March 2022, if interest rates on floating rate borrowings had been 100 basis points higher/lower with all other variables held constant, profit before income tax for the year would have been approximately HK\$14,011,000 (2021: HK\$13,103,000) lower/higher, mainly as a result of higher/lower interest expenses on floating rate borrowings.

3 財務風險管理(續)

3.1 財務風險因素(續)

(a) 市場風險(續)

(iii) 現金流量及公允價值利率風險(續)

於二零二二年三月三十一日，98,000,000港元的借貸(二零二一年：128,000,000港元)已透過利率掉期安排由季度浮動利息付款轉為介乎於3.89%-3.92%之季度固定利率付款，並於二零二二年八月及二零二五年一月到期。利率掉期與相應的銀行借貸具有相似之條款，例如本金金額、貨幣、利率期限、到期日及交易對應方等，董事認為該利率掉期為高度有效之對沖工具，並被指定由浮動利率轉為固定利率的現金流量對沖工具。

於二零二二年三月三十一日，倘浮息借貸之利率增加／減少100個基點，而所有其他可變因素維持不變，則年內除所得稅前溢利應減少／增加約14,011,000港元(二零二一年：約13,103,000港元)，乃主要由於浮息借貸之利息支出增加／減少所致。

3 FINANCIAL RISK MANAGEMENT (CONTINUED)

3.1 Financial risk factors (Continued)

(b) Credit risk

(i) Risk management

The credit risk of the Group mainly arises from trade and bill receivables, deposits and other receivables and cash and cash equivalents.

Management considers that the Group has limited credit risk with its banks which are leading and reputable with investment grade credit rating. The Group has not incurred significant loss from non-performance by these parties in the past and management does not expect so in the future. Therefore, expected credit loss rate of cash at bank is assessed to be immaterial and no provision was made as at 31st March 2022 and 2021.

The Group has policies in place to ensure that sales are made to reputable and creditworthy customers with an appropriate financial strength, credit history and appropriate percentage of down payments. It also has other monitoring procedures to ensure that follow-up action is taken to recover overdue debts.

3 財務風險管理(續)

3.1 財務風險因素(續)

(b) 信貸風險

(i) 風險管理

本集團信貸風險主要來自應收賬款及票據、按金及其他應收賬款以及現金及現金等值。

管理層認為，本集團以投資等級信用評級為首要及具有信譽銀行來減少信貸風險。本集團過往尚未與此等銀行因未能履約而產生重大虧損，而管理層亦日後不會預期。因此，銀行現金之預期信貸虧損率，評核為並不重大，於二零二二年及二零二一年三月三十一日概無計提撥備。

本集團具備政策，以確保銷售予聲譽及信譽良好且具備適當財政實力、信貸記錄及押付恰當比例訂金之客戶，亦具備其他監測程序，以確保執行跟進工作，索回逾期債務。

3 FINANCIAL RISK MANAGEMENT (CONTINUED)

3.1 Financial risk factors (Continued)

(b) Credit risk (Continued)

(i) Risk management (Continued)

Majority of the Group's revenue is received from individual customers in relation to trading of building products and distribution and processing of construction materials. As at 31st March 2022, top 10 customers of the Group accounted for approximately 28% (2021: 34%) to the total trade and bill receivables of the Group. The Group has set up long-term cooperative relationship with these customers. In view of the history of business dealings with these customers and the collection history of the receivables due from them, management believes that there is no material credit risk inherent in the Group's outstanding receivable balance due from these customers saved for the debtors related to the impaired trade receivable disclosed below. Management makes periodic assessment on the recoverability of trade and other receivables and considers whether any increase in credit risks and loss allowances based on historical payment records, the length of the overdue period, the financial strength of the debtors, the overall macro-economic environment and whether there are any disputes with the debtors. Financial assets are written off when there is no reasonable expectation recovery, such as a debtor failing to engage in a repayment plan with the Group or the counterparty has been liquidated or bankrupted. The Group's historical experience in collection of trade and other receivables falls within the recorded allowances and the Directors are of the opinion that adequate provision for uncollectible receivables has been made in these consolidated financial statements.

3 財務風險管理(續)

3.1 財務風險因素(續)

(b) 信貸風險(續)

(i) 風險管理(續)

本集團絕大部分收益來自與個別客戶相關建築材料貿易及鋼材分銷及加工。於二零二二年三月三十一日，本集團首10大客戶佔本集團應收賬款及票據總額約28%（二零二一年：34%）。本集團已與此等客戶建立長期合作關係。鑑於與此等客戶之業務買賣往績及應收賬款收回往績，管理層相信本集團應收自此等客戶之應收結餘概無重大信貸風險，惟下文披露有關減值應收賬款之債務人除外。管理層根據過往付款記錄、逾期時間、債務人財務能力、整體宏觀經濟環境及與債務人有否任何爭議，定期評估應收賬款及其他應收賬款之可收回能力，並考慮信貸風險及虧損撥備是否增加。金融資產於合理預期無法收回（例如債務人未能與本集團達成還款計劃或交易對手方被清算或破產）時撇銷。本集團收回應收賬款及其他應收賬款之過往經驗均在已撥備之範疇，而董事認為已就不可收回之應收賬款於本綜合財務報表中作足夠撥備。

3 FINANCIAL RISK MANAGEMENT (CONTINUED)

3.1 Financial risk factors (Continued)

(b) Credit risk (Continued)

(ii) Impairment of financial assets

The Group has three main types of financial assets that are subject to the expected credit loss model:

- trade receivables;
- cash and cash equivalents and pledged bank deposits; and
- other financial assets measured at amortised costs (including deposits, other receivables and bill receivables).

While cash and cash equivalents are also subject to the impairment requirements of HKFRS 9, the Directors consider that the identified impairment loss was immaterial.

Trade receivables

The Group applies the HKFRS 9 simplified approach to measure expected credit losses which uses a lifetime expected loss allowance for all trade receivables. The Group measures the expected credit losses on a combination of both individual and collective basis.

Measurement of expected credit loss on individual basis

Receivables relating to customers with known financial difficulties or significant doubt on collection of receivables are assessed individually for provision for impairment allowance.

3 財務風險管理(續)

3.1 財務風險因素(續)

(b) 信貸風險(續)

(ii) 金融資產減值

本集團受限於預期信貸虧損模式，具三種主要金融資產分類：

- 應收賬款；
- 現金及現金等值及已抵押銀行存款；及
- 按攤銷成本計量之其他金融資產(包括按金、其他應收賬款及應收票據)。

其中現金及現金等值亦須遵循香港財務報告準則第9號之減值規定，惟董事認為已識別之減值虧損並不重大。

應收賬款

本集團應用香港財務報告準則第9號簡化方式計量預期信貸虧損，就所有應收賬款計提全期預期虧損撥備。本集團結合個別及共同基準計量預期信貸虧損。

按個別基準計量預期信貸虧損

對於具重大財政困難或收回應收賬款深存疑問的客戶，其減值撥備則個別評定。

3 FINANCIAL RISK MANAGEMENT (CONTINUED)

3.1 Financial risk factors (Continued)

(b) Credit risk (Continued)

(ii) Impairment of financial assets (Continued) *Measurement of expected credit loss on collective basis*

The expected loss rates are based on the payment profiles of sales over a period of 24 months before 31st March 2021 and 31st March 2020 and the corresponding historical credit losses experienced within this year. The historical loss rates are adjusted to reflect current and forward-looking information on macroeconomic factors affecting the ability of the customers to settle the receivables. For customers relating to the trading business in the PRC, the Group has identified the CPI inflation and industrial production growth to be the most relevant factors. For customers in Hong Kong, the Group has identified Hong Kong's unemployment rate and GDP as one of the most relevant factors for trading and manufacturing business in Hong Kong, respectively. The Group adjusts the historical loss rates based on expected changes in these factors accordingly.

To measure the expected credit losses, trade receivables have been grouped based on the nature of customer accounts, shared credit risk characteristics and the days past due.

3 財務風險管理(續)

3.1 財務風險因素(續)

(b) 信貸風險(續)

(ii) 金融資產減值(續)

按共同基準計量預期信貸虧損

預期虧損率乃根據分別於二零二一年三月三十一日及二零二零年三月三十一日為期二十四個月期間銷售之付款情況以及本年內承受之相應過往預期信貸虧損計算。過往虧損率會予以調整，以反映當前及來年宏觀經濟因素影響客戶清償應收賬款能力。對有關於中國大陸貿易業務之客戶，本集團已確定消費物價指數通脹及工業生產增長為最相關因素。對香港客戶，本集團確定香港失業率及本地生產總值分別對貿易及製造業務而言為最相關的因素之一。本集團根據該等因素的預期變動相應調整歷史虧損率。

為計量預期信貸虧損，應收賬款已按客戶賬目性質、共同信貸風險特性及逾期日數歸類。

3 FINANCIAL RISK MANAGEMENT (CONTINUED)

3.1 Financial risk factors (Continued)

(b) Credit risk (Continued)

(ii) Impairment of financial assets (Continued)

On the above individual and collective basis, the loss allowance as at 31st March 2022 and 2021 were determined as follows:

	Current	1-60 days past due 逾期	61-120 days past due 逾期	121-180 days past due 逾期	181-365 days past due 逾期	Over 365 days past due 逾期超過	Total
	當期	1-60日	61-120日	121-180日	181-365日	365日	總計
	HK\$000	HK\$000	HK\$000	HK\$000	HK\$000	HK\$000	HK\$000
	千港元	千港元	千港元	千港元	千港元	千港元	千港元
At 31st March 2022	於二零二二年三月三十一日						
Gross carrying amount – trade receivables	348,567	74,731	31,310	8,290	14,513	21,941	499,352
Loss allowance	(771)	(140)	(709)	(810)	(1,785)	(12,321)	(16,536)
Net carrying amount – trade receivable	347,796	74,591	30,601	7,480	12,728	9,620	482,816

3 財務風險管理(續)

3.1 財務風險因素(續)

(b) 信貸風險(續)

(ii) 金融資產減值(續)

於上述個別及共同基準下，於二零二二年及二零二一年三月三十一日之虧損撥備釐定如下：

NOTES TO THE CONSOLIDATED FINANCIAL STATEMENTS

綜合財務報表附註

3 FINANCIAL RISK MANAGEMENT (CONTINUED)

3 財務風險管理(續)

3.1 Financial risk factors (Continued)

3.1 財務風險因素(續)

(b) Credit risk (Continued)

(b) 信貸風險(續)

(ii) Impairment of financial assets (Continued)

(ii) 金融資產減值(續)

	Current	1-60 days past due 逾期	61-120 days past due 逾期	121-180 days past due 逾期	181-365 days past due 逾期	Over 365 days past due 逾期超過	Total
	當期	1-60日	61-120日	121-180日	181-365日	365日	總計
	HK\$000	HK\$000	HK\$000	HK\$000	HK\$000	HK\$000	HK\$000
	千港元	千港元	千港元	千港元	千港元	千港元	千港元
At 31st March 2021	於二零二一年三月三十一日						
Gross carrying amount – trade receivables	284,471	26,408	16,004	10,692	7,061	21,170	365,806
Loss allowance	(529)	(911)	(404)	(608)	(752)	(17,587)	(20,791)
Net carrying amount – trade receivable	283,942	25,497	15,600	10,084	6,309	3,583	345,015

Impairment losses on trade receivables are presented as “impairment loss on financial assets - net” within operating profit. Subsequent recoveries of amounts previously written off are credited against the same line item.

應收賬款減值虧損在經營溢利中以「金融資產減值虧損－淨額」呈列。其後收回過往撇銷之金額會於同一項目入賬。

Other financial assets at amortised costs

按攤銷成本列賬之其他金融資產

Management considers that its credit risk has not increased significantly since initial recognition with reference to the counterparty historical default rate and current financial position. The impairment provision is determined based on the 12-month expected credit loss which is considered insignificant.

參考交易對手過往違約率及目前財務狀況，管理層認為信貸風險自初始確認以來並未大幅增加。減值撥備乃根據12個月預期信貸虧損釐定，其金額並不重大。

3 FINANCIAL RISK MANAGEMENT (CONTINUED)

3.1 Financial risk factors (Continued)

(c) Liquidity risk

Cash flow forecasting is performed in the operating entities of the Group and aggregated by group finance. Group finance monitors rolling forecasts of the Group's liquidity requirements to ensure it has sufficient cash to meet operational needs while maintaining sufficient headroom on its undrawn committed borrowing facilities (Note 32) at all times so that the Group does not breach borrowing limits or covenants on any of its borrowing facilities. Such forecasting takes into consideration the Group's debt financing plans, covenant compliance and compliance with internal ratio of the consolidated statement of financial position targets.

Surplus cash held by the operating entities over and above balance required for working capital management are transferred to the Group's treasury. The Group's treasury invests surplus cash in time deposits, marketable securities and other instruments with appropriate maturities or sufficient liquidity to provide sufficient head-room as determined by the above-mentioned forecasts. At the reporting date, the Group held cash and cash equivalents of approximately HK\$188,931,000 (2021: HK\$119,098,000) (Note 28) and trade and bill receivables, net, of approximately HK\$509,598,000 (2021: HK\$363,814,000) (Note 26) that are expected to readily generate cash inflows for managing liquidity risk.

3 財務風險管理(續)

3.1 財務風險因素(續)

(c) 流動資金風險

現金流量預測是在本集團之各經營實體執行，並由集團財務總計。本集團財務監察本集團流動資金需求之滾動預測，確保有足夠現金應付經營需要，亦同時於任何時間維持充足之未提取承諾借貸融資(附註32)，以使本集團不違反任何借貸限額或任何借貸融資契諾。此等預測考慮到本集團債務融資計劃、契諾合規及符合內部綜合財務狀況表比率目標。

當經營實體持有之剩餘現金超過營運資本管理所需餘額時，會轉撥至本集團司庫。本集團司庫將剩餘現金投資於定期存款及有價證券或透過跟據上述預測決定具有合適到期日或足夠流動性之工具。於報告日，本集團持有現金及現金等值約188,931,000港元(二零二一年：119,098,000港元)(附註28)及應收賬款及票據淨額約509,598,000港元(二零二一年：363,814,000港元)(附註26)，預期可即時產生現金流入以管理流動資金風險。

NOTES TO THE CONSOLIDATED FINANCIAL STATEMENTS

綜合財務報表附註

3 FINANCIAL RISK MANAGEMENT (CONTINUED)

3.1 Financial risk factors (Continued)

(c) Liquidity risk (Continued)

The table below analyses the Group's financial liabilities into relevant maturity groupings based on the remaining period at the reporting date to the contractual maturity date. The amounts disclosed in the table are the contractual undiscounted cash flows.

		Less than 1 year 少於1年 HK\$'000 千港元	Between 1 and 2 years 1至2年 HK\$'000 千港元	Between 2 and 5 years 2至5年 HK\$'000 千港元	Total 總額 HK\$'000 千港元
At 31st March 2022	於二零二二年 三月三十一日				
Trade and bill payables	應付賬款及票據	433,562	—	—	433,562
Other payables	其他應付賬款	31,711	4,314	6,089	42,114
Borrowings	借貸	736,990	696,498	66,842	1,500,330
Interest payable	應付利息	53,127	17,140	2,108	72,375
Lease liabilities	租賃負債	18,306	4,742	—	23,048
Derivative financial instruments	衍生金融 工具	18	—	—	18
		1,273,714	722,694	75,039	2,071,447
At 31st March 2021	於二零二一年 三月三十一日				
Trade and bill payables	應付賬款及票據	245,354	—	—	245,354
Other payables	其他應付賬款	24,752	4,301	6,846	35,899
Borrowings	借貸	674,987	63,660	717,096	1,455,743
Interest payable	應付利息	57,273	36,077	17,302	110,652
Lease liabilities	租賃負債	4,688	2,078	—	6,766
Derivative financial instruments	衍生金融 工具	1,084	—	—	1,084
		1,008,138	106,116	741,244	1,855,498

3 財務風險管理(續)

3.1 財務風險因素(續)

(c) 流動資金風險(續)

下表載列本集團之金融負債，有關到期組別，根據於報告日至合約屆滿日之餘下期間進行分析。下表披露之金額為合約未貼現現金流。

3 FINANCIAL RISK MANAGEMENT (CONTINUED)

3.2 Capital risk management

The Group's objectives when managing capital are to safeguard the Group's ability to continue as a going concern in order to provide returns for shareholders and benefits for other stakeholders and to maintain an optimal capital structure to reduce the cost of capital.

In order to maintain or adjust the capital structure, the Group may adjust the amount of dividends paid to shareholders, return capital to shareholders, issue new shares or sell assets to reduce debt.

Consistent with others in the industry, the Group monitors capital on the basis of the gearing ratio. This ratio is calculated as net debt divided by total capital. Net debt is calculated as total borrowings and lease liabilities less pledged bank deposits and cash and cash equivalents. Total capital is calculated as equity (excluding non-controlling interests), as shown in the consolidated statement of financial position, plus net debt.

The gearing ratios at 31st March 2022 and 2021 were as follows:

		2022 二零二二年 HK\$'000 千港元	2021 二零二一年 HK\$'000 千港元
Total borrowings (Note 32)	借貸總額(附註32)	1,498,958	1,454,642
Total lease liabilities (Note 16)	租賃負債總額(附註16)	22,414	6,519
Less: Cash and cash equivalents and pledged bank deposits (Note 28)	減：現金及現金等值以及已抵押銀行存款(附註28)	(232,002)	(173,106)
Net debt	淨債務	1,289,370	1,288,055
Total equity (excluding non-controlling interests)	權益總額(不包括非控制性權益)	990,835	887,721
Total capital	資本總額	2,280,205	2,175,776
Gearing ratio	資本負債比率	57%	59%

3 財務風險管理(續)

3.2 資金風險管理

本集團管理資金之目標為保障本集團持續經營之能力，以為股東提供回報及為其他持份者提供利益，並保持一個最佳資本架構以減少資本成本。

為維持或調節資本架構，本集團可調節向股東派付之股息金額、退回資本予股東、發行新股份或出售資產以減債。

為與同業一致，本集團根據資本負債比率監察資本。該比率乃以淨負債除以資本總額計算得出。淨負債乃以借貸及租賃負債總額減已抵押銀行存款以及現金及現金等值計算。如綜合財務狀況表所示，資本總額以權益(不包括非控制性權益)加淨負債計算。

於二零二二年及二零二一年三月三十一日之資本負債比率如下：

NOTES TO THE CONSOLIDATED FINANCIAL STATEMENTS

綜合財務報表附註

3 FINANCIAL RISK MANAGEMENT (CONTINUED)

3.3 Fair value estimation

(i) Fair value hierarchy

This section explains the judgements and estimates made in determining the fair values of the financial instruments that are recognised and measured at fair value in the financial statements. To provide an indication about the reliability of the inputs used in determining fair value, the Group has classified its financial instruments into the three levels prescribed under the accounting standards. An explanation of each level follows underneath the table.

3 財務風險管理(續)

3.3 公允價值估算

(i) 公允價值等級

本節闡述其於財務報表內按公允價值確認及計量的金融工具，釐定公允價值時所作出判斷及估計。為得出釐定公允價值所用之輸入數據的可信程度指標，本集團根據會計準則將其金融工具分為三個層級。各層級之說明如下表所示。

At 31st March 2022 於二零二二年三月三十一日		Level 1 第一層 HK\$'000 千港元	Level 2 第二層 HK\$'000 千港元	Level 3 第三層 HK\$'000 千港元	Total 總額 HK\$'000 千港元
Financial assets	金融資產				
Financial asset at FVOCI	按公允價值計入其他全面收入之金融資產				
– Listed securities	– 上市證券	2,749	—	—	2,749
Financial asset at FVPL	按公允價值計入損益之金融資產				
– Unlisted securities	– 非上市證券	—	—	3,908	3,908
Derivative financial instruments	衍生金融工具				
– Interest rate swap	– 利率掉期	—	1,202	—	1,202
		2,749	1,202	3,908	7,859

NOTES TO THE CONSOLIDATED FINANCIAL STATEMENTS

綜合財務報表附註

3 FINANCIAL RISK MANAGEMENT (CONTINUED)

3 財務風險管理(續)

3.3 Fair value estimation (Continued)

3.3 公允價值估算(續)

(i) Fair value hierarchy (Continued)

(i) 公允價值等級(續)

		Level 1 第一層	Level 2 第二層	Level 3 第三層	Total 總額
At 31st March 2022 於二零二二年三月三十一日		HK\$'000 千港元	HK\$'000 千港元	HK\$'000 千港元	HK\$'000 千港元
Financial liability	金融負債				
Derivative financial instruments	衍生金融工具				
- Interest rate swap	- 利率掉期	—	(18)	—	(18)

		Level 1 第一層	Level 2 第二層	Level 3 第三層	Total 總額
At 31st March 2021 於二零二一年三月三十一日		HK\$'000 千港元	HK\$'000 千港元	HK\$'000 千港元	HK\$'000 千港元
Financial assets	金融資產				
Financial asset at FVOCI	按公允價值計入其他全面收入之金融資產				
- Listed securities	- 上市證券	4,203	—	—	4,203
Financial liabilities	金融負債				
Derivative financial instrument	衍生金融工具				
- Interest rate swap	- 利率掉期	—	(1,084)	—	(1,084)

There were no transfers between level 1, 2 and 3 during the year (2021: Same).

於年內第一層、第二層及第三層之間並無發生轉移(二零二一年：相同)。

See Note 15 for disclosures of the investment properties that are measured at fair value which is included in level 3.

有關按第三層之公允價值計量之投資物業之披露資料，請參閱附註15。

3 FINANCIAL RISK MANAGEMENT (CONTINUED)

3.3 Fair value estimation (Continued)

(i) Fair value hierarchy (Continued)

Level 1: The fair value of financial instruments traded in active markets (such as publicly traded derivatives and equity securities) is based on quoted market prices at the end of the reporting period.

Level 2: The fair value of financial instruments that are not traded in an active market (for example, over-the-counter derivatives) is determined using valuation techniques which maximise the use of observable market data and rely as little as possible on entity-specific estimates. If all significant inputs required to fair value an instrument are observable, the instrument is included in level 2.

Level 3: Inputs for the asset or liability that are not based on observable market data (unobservable inputs). This is the case for unlisted equity interests.

The carrying amounts of the Group's financial instruments carried at cost or amortised cost approximate their fair values as at the reporting date since either the instrument are with short maturities or the interest rate is close to the current market rate.

3 財務風險管理(續)

3.3 公允價值估算(續)

(i) 公允價值等級(續)

第一層：於活躍市場買賣之金融工具(如公開交易的衍生工具及股本證券)之公允價值乃按於報告期末之市場報價計算。

第二層：並無於活躍市場買賣之金融工具(例如場外衍生工具)，其公允價值運用估值方法釐定，而該等估值方法盡可能運用可觀察之市場數據，並減少依賴主體之特定估計。如計算一項金融工具之公允價值所需之所有重大輸入皆為可觀察數據，則該金融工具包括在第二層。

第三層：資產或負債並非依據可觀察市場數據之輸入(非可觀察輸入)。非上市股本權益屬於此情況。

本集團按成本或攤銷成本列賬之金融工具於報告日期的賬面值與其公允價值相若，因為該工具的期限較短或利率接近當前市場利率。

3 FINANCIAL RISK MANAGEMENT (CONTINUED)

3.3 Fair value estimation (Continued)

(ii) **Valuation techniques used to determine fair values**

Specific valuation techniques are used to value of the aforementioned financial instruments include:

- for listed securities - the quoted market prices for similar instruments
- for interest rate swaps - the present value of the estimated future cash flows based on observable yield curves
- for unlisted securities - discounted cash flow analysis.

All of the resulting fair value estimates are included in level 1 and 2 except for unlisted securities where the fair values have been determined based on present values and the discount rates used were adjusted for counterparty risk.

(iii) **Fair value measurements using significant unobservable inputs (level 3)**

The following table presents the changes in level 3 item - unlisted securities for the year ended 31st March 2022:

		2022 二零二二年 HK\$'000 千港元
At 1st April	於四月一日	—
Addition	添置	3,908
At 31st March	於三月三十一日	3,908

3 財務風險管理(續)

3.3 公允價值估算(續)

(ii) **用於釐定公允價值的估值技術**

特定估值技術將用於釐定上述金融工具價值，該等金融工具包括：

- 上市證券－按同類工具之市場報價
- 利率掉期－根據可觀察收益率曲線按估計未來現金流量的現值
- 非上市證券－貼現現金流分析。

所有的公允價值估計結果均包含於第1層及第2層中，除根據現值以及用以調整交易方風險之貼現率確定公允價值的非上市證券以外。

(iii) **使用重大不可觀察輸入值計量公允價值(第3層)**

下表呈列截至二零二二年三月三十一日止年度第3層項目－非上市證券之變動：

3 FINANCIAL RISK MANAGEMENT (CONTINUED)

3.3 Fair value estimation (Continued)

(v) Valuation process and inputs

The Group's finance department performs/reviews the valuations for the aforementioned financial instruments as included in financial assets at FVPL (including derivative financial instruments) and FVOCI required for financial reporting purposes, including the level 3 fair values. These valuation results are then reported to the Group's management for discussions and review in relation to the valuation processes and the reasonableness of valuation results.

The main level 3 unobservable input adopted for the measuring the fair value of the unlisted securities (included as financial asset at FVPL), is the risk-adjusted discount rate, ranging from 30%-50%. Discount rates are determined to reflect the current market assessment of the time value of money as well as the risk specific to the asset. The higher the adopted risk-adjusted discount rate, the lower the fair value of the financial asset at FVPL.

4 CRITICAL ACCOUNTING ESTIMATES AND JUDGEMENTS

Estimates and judgements are continually evaluated and are based on historical experience and other factors, including expectations of future events that are believed to be reasonable under the circumstances.

The Group makes estimates and assumptions concerning the future. The resulting accounting estimates will, by definition, seldom equal the related actual results. The estimates and assumptions that have a significant risk of causing a material adjustment to the carrying amounts of assets and liabilities within the next financial year are addressed below.

3 財務風險管理(續)

3.3 公允價值估算(續)

(v) 估值流程及輸入數據

本集團的財務部門為財務申報履行／審閱上述列為按公允價值計入損益(包括衍生金融工具)及按公允價值計入其他全面收入之金融資產之估值，包括第3層公允價值。估值結果其後向本集團管理層匯報以討論及審閱估值流程及估值結果的合理性。

主要用作計量非上市證券(列為按公允價值計入損益之金融資產)公允價值所採納之第3層不可觀察數據為風險調整貼現率，介乎30%至50%。貼現率乃為反映當前貨幣的時間價值的市場評估以及有關資產的特定風險。所採納的風險調整貼現率越高，按公允價值計入損益之金融資產的公允價值越低。

4 重要會計推算及判斷

根據過往經驗及其他因素(包括在現況下相信為未來事件之合理預期)對推算及判斷作出持續評估。

本集團就未來作出推算及假設。顧名思義，由此而生之會計推算極少與相關實際結果相同。下文論述具有會導致須對下一個財政年度之資產及負債之賬面金額作出重大調整之重大風險推算及假設。

4 CRITICAL ACCOUNTING ESTIMATES AND JUDGEMENTS (CONTINUED)

(a) Valuation of investment properties

The Group carries its investment properties at fair value with changes in the fair value recognised in the consolidated income statement. The fair value of investment properties was determined by using valuation technique and management updates their assessment of the fair value of each property, taking into account the key valuation assumptions, including adjusted market yield. Details of the judgements and assumptions have been disclosed in Note 15.

(b) Recognition of deferred income tax assets

The Group is mainly subject to income taxes in Hong Kong and Mainland China. Significant judgement is required in determining the worldwide provision for income taxes. There are many transactions and calculations for which the ultimate tax determination is uncertain during the ordinary course of business. The Group recognises liabilities for anticipated tax audit issues based on estimates of whether additional taxes will be due. Where the final tax outcome of these matters is different from the amounts that were initially recorded, such differences will impact the income tax and deferred income tax provisions in the period in which such determination is made.

Deferred income tax assets relating to certain temporary differences and tax losses are recognised when management considers it is likely that future taxable profits will be available against which the temporary differences or tax losses can be utilised. When the expectations are different from the original estimates, such differences will impact the recognition of deferred income tax assets and income tax charges in the period in which such estimates have been changed.

4 重要會計推算及判斷(續)

(a) 投資物業的估值

本集團按公允價值持有之投資物業，其公允價值變動於綜合損益表內確認列賬。投資物業之公允價值乃根據估值方法，管理層更新對各物業公允價值的評估而釐定，其中經考慮主要估值假設，包括經調整市場收益率。判斷及假設之詳情已於附註 15 披露。

(b) 遞延所得稅資產確認

本集團主要須繳納香港及中國大陸之所得稅。在釐定全球所得稅撥備時，需要作出重大判斷。於日常業務過程中，眾多交易及計算之最終稅項釐定尚未確定。本集團按日後會否須繳納額外稅項，從而對預期稅務審核確認負債。倘該等事宜之最終稅務結果與最初記錄之金額不同，此等差異將影響該釐定期間內之所得稅及遞延所得稅撥備。

倘管理層認為可動用未來應課稅溢利以對銷短暫差異或稅項虧損，則會確認與若干短暫差異及稅項虧損有關之遞延所得稅資產。倘預期結果與原先之推算不同，此等差異將會對遞延所得稅資產確認及有關推算出現變動期間內之所得稅費用構成影響。

4 CRITICAL ACCOUNTING ESTIMATES AND JUDGEMENTS (CONTINUED)

(c) Onerous contract provision

As at 31st March 2022, the Group had committed sales orders which exceeded the aggregate amount of on-hand inventories and committed purchase orders. If the cost of certain future purchases to fulfil these sales orders exceeds the contracted selling prices of the sales orders, a provision for onerous contracts would be made. In estimating the amount by which the cost of purchases are expected to exceed sales prices of committed sales orders, management takes into account the cost of on-hand inventories and the forecast market price of future purchases where that can be reliably estimated.

(d) Provision for impairment of property, plant and equipment

At the end of each reporting period, the Group review internal and external sources of information to identify indications that the property, plant and equipment may be impaired or an impairment loss previously recognised may be reversed.

If an indication of impairment is identified, the Group is required to estimate the recoverable value, representing the greater of the asset's fair value less cost to sell or its value in use. Changes in any of these estimates could result in a material change to the assets' carrying amount in the consolidated financial statements.

4 重要會計推算及判斷(續)

(c) 有償契約之撥備

於二零二二年三月三十一日，本集團已確定之銷售訂單已超過手頭存貨及已確定之購貨訂單總額。倘用以履行此等銷售訂單之若干未來採購成本比銷售訂單所訂約之售價為高，則會就有償契約作出一項撥備。在推算預期採購成本超出已確定銷售訂單之售價金額時，管理層計及手頭存貨之成本及按可靠推算之未來採購之市場價格預測。

(d) 物業、廠房及設備之減值撥備

於各報告期末，本集團審閱內部及外部資料來源以識別物業、廠房及設備可能減值或先前確認之減值虧損可獲撥回之跡象。

倘一項減值跡象被確定，則本集團須估計可收回值，即資產之公允價值減出售成本或其使用價值(以較高者為準)。任何該等估計之變動均可能導致資產賬面值於綜合財務報表之重大變動。

4 CRITICAL ACCOUNTING ESTIMATES AND JUDGEMENTS (CONTINUED)

(e) Net realisable value of inventories

Net realisable value of inventories is the estimated selling price in the ordinary course of business, less estimated costs of completion and variable selling expenses. These estimates are based on the current market condition and the historical experience of selling products of similar nature. It could change significantly as a result of changes in customer demand and competitor actions in response to severe industry cycle. Management reassesses the estimations at each reporting date.

(f) Provision for impairment of trade and other receivables

The Group follows the guidance of HKFRS 9 to determine when trade and other receivables are impaired. This determination requires significant judgement and estimation based on assumptions about risk of default and expected loss rates. In making this judgement and estimation, the Group evaluates, among other factors, the duration of receivables and the financial health and collection history of individual debtors and expected future change of credit risks, including the consideration of factors such as general economy measure, changes in macroeconomic indicators etc. Details of the assumptions and inputs used are discussed in Note 3.1(b).

(g) Useful lives and depreciation expenses for property, plant and equipment

The Group's management determines the estimated useful lives, and related depreciation charges for its property, plant and equipment. This estimate is based on the historical experience of the actual useful lives of property, plant and equipment of similar nature and functions. Actual economic lives may differ from estimated useful lives. Periodic review could result in a change in useful lives and therefore depreciation expense in future periods.

4 重要會計推算及判斷(續)

(e) 存貨之可變現淨值

存貨之可變現淨值為日常業務過程中之推算售價減推算完成成本及可變銷售支出。該等推算乃基於現時市況以及銷售類似性質產品之過往經驗。其可因客戶之需求轉變及競爭對手為應付嚴峻行業週期採取之行動而大幅改變。管理層會於每個報告日重估該等推算。

(f) 應收賬款及其他應收賬款減值撥備

本集團依循香港財務報告準則第9號指引釐定應收賬款及其他應收賬款何時減值。此釐定按有關違約風險及預期虧損率之假設要求重大判斷及估算。作此判斷及估算時，本集團評估(其中包括)應收款項期限、個別債務人財務健全度及收款記錄，以及預期日後信貸風險變動等因素，包括考慮整體經濟措施、宏觀經濟指標變動等因素。所用假設值及輸入值之詳情於附註3.1(b)中探討。

(g) 物業、廠房及設備之可使用年期及折舊支出

本集團之管理層釐定其物業、廠房及設備之估計可使用年期，以及有關折舊費用。該估計乃根據功能及性質類似之物業、廠房及設備之實際可使用年期之過往經驗計算。實際經濟年期或與估計可使用年期可能不同。定期檢討時可導致可使用年期改變，未來期間之折舊支出亦會因而出現之變動。

NOTES TO THE CONSOLIDATED FINANCIAL STATEMENTS

綜合財務報表附註

5 REVENUE AND SEGMENT INFORMATION

The Group's revenue consists of the following:

		2022 二零二二年 HK\$'000 千港元	2021 二零二一年 HK\$'000 千港元
Sales of goods	貨品銷售	2,710,794	1,979,423
Service income	服務收入	47,096	56,563
Rental income	租金收入	50,010	37,646
Total revenue	收入總額	2,807,900	2,073,632

The Group's businesses are managed according to the nature of their operations and the products and services they provide.

Management has determined the operating segments based on the reports reviewed by the chief operating decision-maker ("CODM") that are used to making strategic decisions. The CODM is identified as the Executive Directors of the Company. The Executive Directors consider the business from a customer perspective and assess the performance of the operating segments based on the segment revenue and segment results for the purposes of allocating resources and assessing performance. These reports are prepared on the same basis as these consolidated financial statements. During the year ended 31st March 2022, management has renamed the operating segments to reiterate the business focuses. The CODM considers the Group operates predominantly in three operating segments:

- (i) Steels Distribution and Processing Business (formerly known as Construction Materials Business);
- (ii) Building Products Distribution Business (formerly known as Building and Design Solutions Business); and
- (iii) Property Investment and Fund Management Business (formerly known as Property Investment and Project Management Business).

The CODM assesses the performance of operating segments based on a measure of profit before income tax.

The revenue from external parties reported to the CODM is measured in a manner consistent with that in the consolidated financial statements.

5 收入及分部資料

本集團之收入包括如下：

本集團按其營運性質及所提供之產品及服務之特性以管理其業務。

管理層已根據主要營運決策者（「主要營運決策者」）所審閱用以制定策略性決定之報告釐定營運分部。主要營運決策者界定為本公司執行董事。執行董事從客戶角度考量業務，並根據分部收入及分部業績以評估經營分部表現，從而配置資源及評估績效。此等報告與此綜合財務報表基於同一基準編製。截至二零二二年三月三十一日止年度，管理層已重新命名營運分部，以強調各營運分部的業務核心。主要營運決策者認為本集團主要經營三個營運分部：

- (i) 鋼鐵分銷及加工業務（前稱建築材料業務）；
- (ii) 建築材料分銷業務（前稱建築產品及設計方案業務）；
- (iii) 房地產投資及基金運營業務（前稱房地產投資及項目管理業務）。

主要營運決策者按稅前溢利以計量評估營運分部表現。

向主要營運決策者匯報的對外收入，其計量方法與此綜合財務報表一致。

NOTES TO THE CONSOLIDATED FINANCIAL STATEMENTS

綜合財務報表附註

5 REVENUE AND SEGMENT INFORMATION (CONTINUED)

Segment assets by geographical market consist primarily of property, plant and equipment, investment properties, right-of-use assets, intangible assets, investments accounted for using the equity method, prepayments, deposits and other receivables. They exclude financial instruments and deferred income tax assets.

Capital expenditure comprises additions to investment properties and property, plant and equipment for the year ended 31st March 2022.

Analysis of the Group's results by business segment for the year ended 31st March 2022 is as follows:

5 收入及分部資料(續)

按地域市場劃分之分部資產主要包括物業、廠房及設備、投資物業、使用權資產、無形資產、以權益法入賬之投資、預付款項、按金及其他應收賬款。金融工具及遞延所得稅資產則不包括在此分部資產。

截至二零二二年三月三十一日止年度，資本開支包括新增之投資物業以及物業、廠房及設備。

本集團於截至二零二二年三月三十一日止年度按業務分部之業績分析如下：

		Steels Distribution and Processing Business 鋼鐵分銷 及加工業務 HK\$'000 千港元	Building Products Distribution Business 建築材料 分銷業務 HK\$'000 千港元	Property Investment and Fund Management business 房地產投資 及基金運營業務 HK\$'000 千港元	Unallocated 未分配 HK\$'000 千港元	Total 總額 HK\$'000 千港元
Revenue from contracts with customers	來自客戶合約之收入					
– Recognised at a point in time	– 在某一時點確認	2,317,125	393,669	—	—	2,710,794
– Recognised over time	– 在一段時間內確認	—	—	47,096	—	47,096
– Rental income	– 租金收入	29	—	49,981	—	50,010
		2,317,154	393,669	97,077	—	2,807,900
Operating profit/(loss)	經營溢利/(虧損)	107,177	48,217	57,523	(55,925)	156,992
Finance income	財務收入	830	71	160	5	1,066
Finance costs	財務費用	(19,649)	(5,192)	(35,151)	(2,510)	(62,502)
Share of results of investments accounted for using the equity method	應佔按權益法入賬 之投資之業績	—	—	(12,550)	—	(12,550)
Profit/(loss) before income tax	除所得稅前溢利/(虧損)	88,358	43,096	9,982	(58,430)	83,006
Other gains/(losses) - net	其他收益/(虧損) – 淨額	(1,588)	1,792	3,057	2,463	5,724
Fair value gain on investment properties	投資物業之公允價值收益	—	—	832	—	832
Capital expenditure	資本開支	7,263	303	574	959	9,099
Depreciation and amortisation	折舊及攤銷	(4,061)	(4,885)	(1,417)	(6,617)	(16,980)

NOTES TO THE CONSOLIDATED FINANCIAL STATEMENTS

綜合財務報表附註

5 REVENUE AND SEGMENT INFORMATION (CONTINUED)

Analysis of the Group's results by business segment for the year ended 31st March 2021 is as follows:

5 收入及分部資料(續)

本集團於截至二零二一年三月三十一日止年度按業務分部之業績分析如下：

		Steels Distribution and Processing Business 鋼鐵分銷 及加工業務 HK\$'000 千港元	Building Products Distribution Business 建築材料 分銷業務 HK\$'000 千港元	Property Investment and Fund Management business 房地產投資 及基金運營業務 HK\$'000 千港元	Unallocated 未分配 HK\$'000 千港元	Total 總額 HK\$'000 千港元
Revenue from contracts with customers	來自客戶合約之收入					
– Recognised at a point in time	– 在某一點點確認	1,660,669	313,867	—	4,887	1,979,423
– Recognised over time	– 在一段時間內確認	—	—	56,563	—	56,563
– Rental income	– 租金收入	93	—	37,553	—	37,646
		1,660,762	313,867	94,116	4,887	2,073,632
Operating profit/(loss)	經營溢利/(虧損)	55,722	38,854	51,473	(50,049)	96,000
Finance income	財務收入	917	41	105	47	1,110
Finance costs	財務費用	(15,931)	(4,663)	(39,432)	(3,998)	(64,024)
Share of results of investments accounted for using the equity method	應佔以權益法入賬之投資之業績	—	—	(19,724)	—	(19,724)
Profit/(loss) before income tax	除所得稅前溢利/(虧損)	40,708	34,232	(7,578)	(54,000)	13,362
Other gains - net	其他收益—淨額	276	955	2,352	4,484	8,067
Fair value loss on investment properties	投資物業之公允價值虧損	—	—	(8,362)	—	(8,362)
Capital expenditure	資本開支	275	316	1,595	8	2,194
Depreciation and amortisation	折舊及攤銷	(5,089)	(5,786)	(1,630)	(13,632)	(26,137)

NOTES TO THE CONSOLIDATED FINANCIAL STATEMENTS

綜合財務報表附註

5 REVENUE AND SEGMENT INFORMATION (CONTINUED)

The Group's main business is domiciled in Hong Kong and Mainland China. Analysis of the Group's revenue by geographical market is as follows:

		2022 二零二二年 HK\$'000 千港元	2021 二零二一年 HK\$'000 千港元
Hong Kong	香港	2,078,884	1,393,815
Mainland China	中國大陸	729,016	679,817
		2,807,900	2,073,632

Non-current assets, other than financial instruments and deferred income tax assets, by geographical market is as follows:

		2022 二零二二年 HK\$'000 千港元	2021 二零二一年 HK\$'000 千港元
Hong Kong	香港	423,543	394,128
Mainland China	中國大陸	1,493,999	1,434,069
		1,917,542	1,828,197

5 收入及分部資料(續)

本集團主要業務設於香港及中國大陸。本集團之收入按地域市場分析如下：

除金融工具及遞延所得稅資產外之非流動資產按地域市場分類如下：

(a) Revenue recognition in relation to contract liabilities

As at 31st March 2022, contract liabilities included receipts in advance and deferred revenue amounting to HK\$78,080,000 (2021: HK\$53,537,000).

(a) 有關合約負債之收入確認

於二零二二年三月三十一日，計入預收款項之合約負債及遞延收入之金額為78,080,000港元(二零二一年：53,537,000港元)。

NOTES TO THE CONSOLIDATED FINANCIAL STATEMENTS

綜合財務報表附註

5 REVENUE AND SEGMENT INFORMATION (CONTINUED)

(a) Revenue recognition in relation to contract liabilities (Continued)

The following table shows how much of the revenue recognised in the current reporting period relates to carried-forward receipts in advance and deferred revenue:

		2022 二零二二年 HK\$'000 千港元	2021 二零二一年 HK\$'000 千港元
Revenue recognised that was included in the receipts in advance and deferred revenue at the beginning of the year	於年初計入預收款項及遞延收入並已確認為收入之金額	53,537	57,258

(b) Unsatisfied long-term contract

The following table shows unsatisfied performance obligations resulting from fixed-price long-term sales contracts recognised at a point in time:

		2022 二零二二年 HK\$'000 千港元	2021 二零二一年 HK\$'000 千港元
Aggregate amount of the transaction price allocated to long-term sales contracts that are partially or fully unsatisfied as at 31st March	於三月三十一日分撥至部分或全部未履行之長期銷售合約之成交價總金額	671,568	409,094

Management expects that 65.9% (2021: 93.4%) of the transaction price, totalling HK\$442,690,000 (2021: HK\$382,297,000) allocated to unsatisfied performance obligations as of 31st March 2022 will be recognised as revenue during the next reporting period. The remaining 34.1% of approximately HK\$228,878,000 (2021: 6.6% of approximately HK\$26,797,000) will be recognised in the 2023/24 financial year (2021: 2022/23 financial year).

All other contracts are for periods of one year or less. As permitted under HKFRS 15, the transaction price allocated to these unsatisfied contracts is not disclosed.

5 收入及分部資料(續)

(a) 有關合約負債之收入確認(續)

下表顯示於本報告期間有關期初之預收款項及遞延收入確認為收入之金額。

(b) 未履行之長期合約

下表顯示於某一個時間點確認之固定價格長期銷售合約所產生之未履行之履約義務：

管理層預計截至二零二二年三月三十一日分撥至未履行之履約義務之交易價格之65.9%，總計442,690,000港元(二零二一年：93.4%，總計382,297,000港元)將在下一個報告期確認為收入。餘下的34.1%，約228,878,000港元(二零二一年：餘下的6.6%，約26,797,000港元)將於二零二三／二四財年(二零二一年：二零二二／二三財年)確認。

全部其他合約之期限為一年或以下。在香港財務報告準則第15號所容許下，分撥至該等未履行之合約之成交價並無須另行披露。

NOTES TO THE CONSOLIDATED FINANCIAL STATEMENTS

綜合財務報表附註

6 OTHER GAINS - NET

6 其他收益－淨額

		2022 二零二二年 HK\$'000 千港元	2021 二零二一年 HK\$'000 千港元
Dividend income	股息收入	657	—
Net exchange (losses)/gains	淨匯兌(虧損)/收益	(1,466)	277
Impairment loss on property, plant and equipment (Note 14)	物業、廠房及設備減值虧損 (附註14)	—	(572)
Gain on modification of lease	租賃修訂之收益	1,141	2,865
Penalty income from tenants in relation to early termination of rental agreements	來自租戶提前終止 租賃協議之 罰款收入	2,671	2,402
Release of exchange reserve upon deregistration of subsidiaries	附屬公司撤銷註冊時 之匯兌儲備釋出	1,131	—
Sundry income	雜項收入	1,590	3,095
		5,724	8,067

NOTES TO THE CONSOLIDATED FINANCIAL STATEMENTS

綜合財務報表附註

7 EXPENSES BY NATURE

Expenses included in “cost of sales”, “selling and distribution expenses”, “impairment loss on financial assets – net” and “general and administrative expenses” are analysed as follows:

7 按性質劃分之支出

計入「銷售成本」、「銷售及分銷支出」、「金融資產減值虧損－淨額」及「一般及行政支出」內的支出，其分析如下：

		2022 二零二二年 HK\$'000 千港元	2021 二零二一年 HK\$'000 千港元
Cost of finished goods sold	製成品銷售成本	2,362,219	1,703,668
Reversal of impairment of inventories (Reversal of)/provision for onerous contracts (Note 31)	存貨減值回撥 有償契約之(回撥)/撥備 (附註31)	(1,051) (213)	(1,825) 33,280
Depreciation of property, plant and equipment (Note 14)	物業、廠房及設備 之折舊(附註14)	6,470	13,046
Depreciation of right-of-use assets (Note 16)	使用權資產之折舊 (附註16)	9,800	12,308
Loss on disposals of property, plant and equipment (Note 36(b))	出售物業、廠房及設備之 虧損(附註36(b))	96	145
Amortisation of intangible assets (Note 17)	無形資產之攤銷 (附註17)	710	783
Employee benefit expenses (Note 8)	僱員福利支出(附註8)	133,802	98,603
Expenses relating to short-term or low-value leases (Note 16)	有關短期或低價值租賃 之支出(附註16)	3,153	946
Property tax for investment properties	投資物業之物業稅	7,996	7,160
Provision for impairment of trade and bill receivables – net (Note 26)	應收賬款及票據減值 撥備－淨額(附註26)	601	293
Auditor's remuneration	核數師酬金		
– Audit services	– 核數服務	2,667	2,650
– Non-audit services	– 非核數服務	275	116
Legal and professional fees	法律及專業費用	5,489	3,393
Freight charges	運費	79,556	63,654
Storage and handling charges	倉存及處理費	8,373	7,487
Others	其他	37,521	31,630
Total	總額	2,657,464	1,977,337

NOTES TO THE CONSOLIDATED FINANCIAL STATEMENTS

綜合財務報表附註

8 EMPLOYEE BENEFIT EXPENSES (INCLUDING DIRECTORS' EMOLUMENTS)

8 僱員福利支出(包含董事酬金)

		2022 二零二二年 HK\$'000 千港元	2021 二零二一年 HK\$'000 千港元
Salaries and allowances (Note a)	薪金及津貼(附註 a)	86,501	74,045
Bonus	花紅	31,811	14,202
Pension costs	退休金成本		
– defined contribution plans (Note b)	– 約定供款計劃(附註 b)	7,611	2,863
Welfare and benefits	福利及利益	7,879	7,493
		133,802	98,603

Notes:

(a) During the year ended 31st March 2021, wage subsidies of HK\$3,632,000 and HK\$5,596,000 granted from the Employment Support Scheme under Anti-Epidemic Fund was recognised in "cost of sales" and "general and administrative expenses" respectively and had been offset with the employee benefit expenses. No wage subsidies were received by the Group for the year ended 31st March 2022.

(b) The Group maintains two defined contribution pension schemes for its employees in Hong Kong, the ORSO Scheme and the MPF Scheme. The assets of these schemes are held separately from those of the Group under independently administered funds.

Under the ORSO Scheme, each of the Group and its employees make monthly contribution to the scheme at 5% (2021: 5%) of the employees' salary. The unvested benefits of employees who have terminated employment could be utilised by the Group to reduce its future contributions.

Under the MPF Scheme, each of the Group and its employees make monthly mandatory contributions to the scheme at 5% (2021: 5%) of the employee's relevant income, as defined in the Hong Kong Mandatory Provident Fund Schemes Ordinance. Both the Group's and the employee's contributions are subject to a cap of HK\$1,500 per month. The contributions are fully and immediately vested for the employees.

附註：

(a) 截至二零二一年三月三十一日止年度，防疫抗疫基金下的保就業計劃所授出的工資補貼3,632,000港元及5,596,000港元，已分別於「銷售成本」及「一般及行政支出」中確認，並已抵銷相應的僱員福利支出。截至二零二二年三月三十一日止年度，本集團並無獲得工資補貼。

(b) 本集團持有兩個約定退休金供款計劃予香港之僱員，即公積金計劃及強積金計劃。此兩個計劃之資產均與本集團之資產分開持有，並由獨立基金管理。

根據公積金計劃，本集團及其僱員須各自按該僱員薪金之5% (二零二一年：5%) 向該計劃作每月供款。終止僱用之僱員未歸屬之利益均由本集團用作減少未來供款。

根據強積金計劃，本集團及其僱員須各自按香港強制性公積金計劃條例所界定按該僱員有關收入之5% (二零二一年：5%) 向該計劃作每月強制性供款。本集團及其僱員之供款上限均為每月1,500港元。供款悉數及即時歸屬予僱員。

NOTES TO THE CONSOLIDATED FINANCIAL STATEMENTS

綜合財務報表附註

8 EMPLOYEE BENEFIT EXPENSES (INCLUDING DIRECTORS' EMOLUMENTS) (CONTINUED)

Notes: (Continued)

As stipulated by rules and regulations in Mainland China, the Group contributes to state-sponsored retirement plans for employees of its subsidiaries established in Mainland China. The employees are entitled to retirement pension calculated with reference to their basic salaries on retirement and their length of service in accordance with the relevant government regulations. The Group has no further obligations for the actual payment of pensions or post-retirement benefits beyond these contributions. The state-sponsored retirement plans are responsible for the entire pension obligations payable to retired employees.

During the year ended 31st March 2022, the aggregate amount of the Group's contributions to the aforementioned pension schemes was approximately HK\$7,611,000 (2021: HK\$4,888,000, net of forfeited contributions of approximately HK\$2,025,000). As at 31st March 2022, there is no unutilised forfeited contribution which could be utilised to reduce future contributions of the Group.

9 DIRECTORS' AND SENIOR MANAGEMENT'S EMOLUMENTS

(a) Directors' emoluments

The remuneration of every Director for the year ended 31st March 2022 is set out below:

Name	Fees	Salaries and allowances	Discretionary bonuses (Note)	Employer's contribution to a retirement benefit scheme	Total
名稱	酬金	薪金及津貼	酌情花紅 (附註)	僱主對退休福利計劃之供款	總額
	HK\$'000	HK\$'000	HK\$'000	HK\$'000	HK\$'000
	千港元	千港元	千港元	千港元	千港元
Executive Directors					
Mr. Yao Cho Fai Andrew	—	4,908	1,950	18	6,876
Mr. Lau Chi Chiu	—	1,236	153	64	1,453
Independent Non-executive Directors					
Mr. Tam King Ching Kenny	225	—	—	—	225
Mr. Xu Lin Bao	207	—	—	—	207
Mr. Yeung Wing Sun Mike	180	—	—	—	180
Mr. Li Yinquan	180	—	—	—	180
	792	6,144	2,103	82	9,121

8 僱員福利支出(包含董事酬金)(續)

附註：(續)

誠如中國大陸法律及法規所規定，本集團須為其設立於中國大陸之附屬公司僱員提供國家資助退休計劃供款。僱員有權獲得退休金，金額參照僱員退休時之基本薪金及服務年期按有關政府法規計算得出。除該等供款外，本集團毋須另行支付任何實際退休金或退休後福利。該等國家資助退休計劃須負責向退休僱員支付全部退休金。

截至二零二二年三月三十一日止年度，本集團對上述退休金計劃作出之供款總額約為7,611,000港元(二零二一年：4,888,000港元，扣除沒收供款約2,025,000港元)。於二零二二年三月三十一日，並無未動用已沒收供款可用作減少本集團未來之供款。

9 董事及高級管理人員酬金

(a) 董事酬金

截至二零二二年三月三十一日止年度，每位董事薪酬如下：

9 DIRECTORS' AND SENIOR MANAGEMENT'S
EMOLUMENTS (CONTINUED)

9 董事及高級管理人員酬金(續)

(a) Directors' emoluments (Continued)

The remuneration of every Director for the year ended 31st March 2021 is set out below:

(a) 董事酬金(續)

截至二零二一年三月三十一日止年度，每位董事薪酬如下：

Name	Fees	Salaries and allowances	Discretionary bonuses (Note)	Employer's contribution to a retirement benefit scheme	Total
名稱	酬金	薪金及津貼	酌情花紅(附註)	僱主對退休福利計劃之供款	總額
	HK\$'000	HK\$'000	HK\$'000	HK\$'000	HK\$'000
	千港元	千港元	千港元	千港元	千港元
<u>Executive Directors</u>					
Mr. Yao Cho Fai Andrew	—	5,118	1,950	18	7,086
Mr. Lau Chi Chiu	—	1,413	—	40	1,453
<u>Independent Non-executive Directors</u>					
Mr. Tam King Ching Kenny	225	—	—	—	225
Mr. Xu Lin Bao	207	—	—	—	207
Mr. Yeung Wing Sun Mike	180	—	—	—	180
Mr. Li Yinquan	180	—	—	—	180
	792	6,531	1,950	58	9,331

Note:

The Executive Directors are entitled to discretionary bonuses which are determined with reference to their performance and the performance of the Group.

No incentive payment as an inducement for joining the Group or compensation for loss of office was paid to any Director during the years ended 31st March 2022 and 2021. Also, no Directors waived their emoluments during the years ended 31st March 2022 and 2021.

附註：

執行董事可收取酌情花紅，花紅參考其表現及本集團表現釐定。

於截至二零二二年及二零二一年三月三十一日止年度，概無已付酬金予任何董事以作鼓勵加入本集團或離職補償。此外，並無董事於截至二零二二年及二零二一年三月三十一日止年度放棄其酬金。

NOTES TO THE CONSOLIDATED FINANCIAL STATEMENTS

綜合財務報表附註

9 DIRECTORS' AND SENIOR MANAGEMENT'S EMOLUMENTS (CONTINUED)

(b) Directors' retirement benefits

None of the Directors received any retirement benefits during the years ended 31st March 2022 and 2021.

(c) Directors' termination benefits

None of the Directors received any termination benefits during the years ended 31st March 2022 and 2021.

(d) Consideration provided to third parties for making available of Directors' services

During the years ended 31st March 2022 and 2021, no consideration was paid by the Company to any third parties for making available of Directors' services.

(e) Information about loans, quasi-loans and other dealing arrangements in favour of Directors, bodies corporate controlled by and/or any entities connected with such Directors

During the years ended 31st March 2022 and 2021, there are no loans, quasi-loans and other dealing arrangements in favour of Directors, bodies corporate controlled by and any entities connected with such Directors.

(f) Directors' material interests in transactions, arrangements or contracts

No significant transactions, arrangements and contracts in relation to the Group's business to which the Company was a party and in which a Director has a material interest, whether directly or indirectly, subsisted at the end of 31st March 2022 and 2021 or at any time during the years ended 31st March 2022 and 2021.

9 董事及高級管理人員酬金(續)

(b) 董事退休福利

概無董事於截至二零二二年及二零二一年三月三十一日止年度已收取任何退休福利。

(c) 董事終止僱傭福利

概無董事於截至二零二二年及二零二一年三月三十一日止年度已收取任何終止僱傭福利。

(d) 就獲提供之董事服務向第三方支付之代價

於截至二零二二年及二零二一年三月三十一日止年度，本公司概無就獲提供之董事服務向任何第三方支付代價。

(e) 有關以董事、受該等董事控制之法人團體及／或該等董事之任何關聯實體為受益人之貸款、類似貸款及其他交易安排之資料

於截至二零二二年及二零二一年三月三十一日止年度，概無有關以董事、受該等董事控制之法人團體及該等董事之任何關聯實體為受益人之貸款、類似貸款及其他交易安排。

(f) 董事於交易、安排或合約中之重大權益

於二零二二年及二零二一年三月三十一日年末或於二零二二年及二零二一年三月三十一日止年度內任何時間不存在與本集團業務相關且本公司作為訂約方及董事直接或間接擁有重大權益的重大交易、安排及合約。

9 DIRECTORS' AND SENIOR MANAGEMENT'S
EMOLUMENTS (CONTINUED)

(g) Five highest paid individuals

The five individuals with highest emoluments in the Group include one Director (2021: one) whose emoluments is reflected in the analysis presented in Note 9(a) above. The emoluments paid/payable to the remaining four (2021: four) individuals during the year are as follows:

		2022 二零二二年 HK\$'000 千港元	2021 二零二一年 HK\$'000 千港元
Salaries and allowances	薪金及津貼	7,447	6,779
Bonus	花紅	2,812	3,197
Pension costs – defined contribution plans	退休金成本 – 約定供款計劃	332	208
		10,591	10,184

The emoluments fell within the following bands:

酬金介乎以下範圍：

		Number of individuals 人數	
		2022 二零二二年	2021 二零二一年
– HK\$1,000,001 to HK\$2,000,000	– 1,000,001 港元至 2,000,000 港元	1	2
– HK\$2,000,001 to HK\$3,000,000	– 2,000,001 港元至 3,000,000 港元	2	1
– HK\$3,000,001 to HK\$4,000,000	– 3,000,001 港元至 4,000,000 港元	1	—
– HK\$4,000,001 to HK\$5,000,000	– 4,000,001 港元至 5,000,000 港元	—	1

No emoluments were paid/payable to the five highest paid individuals as an inducement to join the Group or as compensation for loss of office during the year (2021: Same).

本年度並無支付／應付任何酬金予五名最高薪人士以作鼓勵加入本集團或作離職補償(二零二一年：相同)。

9 董事及高級管理人員酬金(續)

(g) 五名最高薪人士

本集團五名最高酬金人士包括一名董事(二零二一年：一名)，彼酬金於上文附註9(a)所列分析中反映。本年度已付／應付其餘四名(二零二一年：四名)人士之酬金如下：

NOTES TO THE CONSOLIDATED FINANCIAL STATEMENTS

綜合財務報表附註

10 FINANCE INCOME AND COSTS

10 財務收入及費用

		2022 二零二二年 HK\$'000 千港元	2021 二零二一年 HK\$'000 千港元
Finance income	財務收入		
Interest income:	利息收入：		
– short-term bank deposits	– 短期銀行存款	1,066	1,110
Finance costs	財務費用		
Interest expenses:	利息支出：		
– borrowings and hire purchase liabilities	– 借貸及租購負債	(56,921)	(59,719)
– transfer from hedging reserve	– 從對沖儲備轉出		
– interest rate swaps designated as cash flow hedges (Note 24)	– 指定為現金流對沖之利率掉期(附註24)	(794)	(144)
– lease liabilities (Note 16)	– 租賃負債(附註16)	(477)	(824)
Bank charges	銀行費用	(4,310)	(3,337)
		(62,502)	(64,024)
Net finance costs	財務費用淨額	(61,436)	(62,914)

11 INCOME TAX EXPENSE

11 所得稅支出

Taxation on overseas profits has been calculated on the estimated assessable profit for the year at the rates of taxation prevailing in the countries in which the Group operates.

Hong Kong profits tax has been provided at the rate of 16.5% except for one of the Hong Kong incorporated subsidiaries which is subject to 8.25% for its first HK\$2,000,000 of assessable profits under the two-tiered profit tax regime during the year (2021: Same). Subsidiaries established in Mainland China are subject to China corporate income tax at 25% (2021: 25%).

本集團已按經營所在國家之現行稅率就本年度估計應課稅溢利計算海外溢利之稅項。

香港利得稅乃按稅率 16.5% 作出撥備，惟一間在香港註冊成立之附屬公司除外；於本年度根據兩級制利得稅稅率，其首 2,000,000 港元應課稅溢利按稅率 8.25% 作出撥備(二零二一年：相同)。於中國大陸成立之附屬公司按稅率 25% (二零二一年：25%) 繳付中國企業所得稅。

NOTES TO THE CONSOLIDATED FINANCIAL STATEMENTS

綜合財務報表附註

11 INCOME TAX EXPENSE (CONTINUED)

The amount of income tax expense recorded in the consolidated income statement represents:

		2022 二零二二年 HK\$'000 千港元	2021 二零二一年 HK\$'000 千港元
Current income tax	當期所得稅		
– Hong Kong profits tax	– 香港利得稅	5,068	4,129
– China corporate income tax	– 中國企業所得稅	2,913	3,138
Deferred income tax (Note 21)	遞延所得稅(附註21)	11,415	1,010
Under-provision in prior years	往年撥備不足	171	1,262
		19,567	9,539

The tax on the Group's profit before income tax differs from the theoretical amount that would arise using the weighted average tax rate applicable to profits of the consolidated entities is as follows:

11 所得稅支出(續)

於綜合損益表中列賬之所得稅支出包括：

本集團除稅前溢利之稅項與按綜合實體溢利適用之加權平均稅率計算之理論金額有所差異，詳情如下：

		2022 二零二二年 HK\$'000 千港元	2021 二零二一年 HK\$'000 千港元
Profit before income tax	除所得稅前溢利	83,006	13,362
Tax calculated at domestic tax rates applicable to profit in the respective countries	按各國溢利所適用之當地稅率計算之稅項	10,120	924
Income not subject to tax	毋須課稅之收入	(1,725)	(2,241)
Expenses not deductible for tax purposes	不可扣稅之支出	4,932	2,447
Tax losses not recognised as deferred income tax assets	並無確認遞延所得稅資產之稅項虧損	6,032	8,440
Deferred income tax liabilities in respect of withholding tax on Mainland China unremitted earnings	就中國大陸未分派盈利之預扣稅之遞延所得稅負債	423	70
Utilisation of previously unrecognised tax loss	使用先前未確認的稅務虧損	(386)	(1,363)
Under provision in prior years	往年撥備不足	171	1,262
Income tax expense	所得稅支出	19,567	9,539

NOTES TO THE CONSOLIDATED FINANCIAL STATEMENTS

綜合財務報表附註

12 DIVIDENDS

12 股息

		2022 二零二二年 HK\$'000 千港元	2021 二零二一年 HK\$'000 千港元
Interim dividend of HK1.50 cents (2021: Nil) per ordinary share (Note a)	中期股息每股普通股 1.50 港仙 (二零二一年：無)(附註 a)	9,606	—
Proposed final dividend of HK1.50 cents (2021: Nil) per ordinary share (Note b)	建議末期股息每股普通股 1.50 港仙 (二零二一年：無)(附註 b)	9,606	—
Special dividend of HK1.00 cent per ordinary share (Note c)	特別股息每股普通股 1.00 港仙 (附註 c)	—	6,412

Notes:

- (a) An interim dividend in respect of the six months ended 30th September 2021 of HK1.50 cents per ordinary share (six months ended 30th September 2020: Nil) was paid in cash on 4th January 2022 to shareholders whose names appeared on the Register of Members of the Company on 17th December 2021.
- (b) A final dividend in respect of the year ended 31st March 2022 of HK1.50 cents per ordinary share (2021: Nil), amounting to approximately of HK\$9,606,000 (2021: Nil), is to be proposed at the forthcoming annual general meeting. The amount of the proposed final dividend is based on 640,414,315 ordinary shares in issue as at 31st March 2022. These consolidated financial statements do not reflect this proposed dividend payable for the year ended 31st March 2022.
- (c) A special dividend in respect of the year ended 31st March 2021 of HK1.00 cent per ordinary share, amounting to approximately HK\$6,412,000 was approved at the annual general meeting of the Company held on 11th August 2021. The special dividend yet to pay out by the Company as at 31st March 2021 was approximately HK\$6,412,000 which was paid on 27th August 2021.

附註：

- (a) 本公司於二零二二年一月四日向於二零二一年十二月十七日名列於本公司股東名冊之股東以現金派付截至二零二一年九月三十日止六個月之中期股息每股普通股 1.50 港仙(截至二零二一年九月三十日止六個月：無)。
- (b) 本公司將於應屆股東週年大會建議宣派截至二零二二年三月三十一日止年度之末期股息每股普通股 1.50 港仙(二零二一年：無)，總額約為 9,606,000 港元(二零二一年：無)。該建議末期股息的金額乃基於於二零二二年三月三十一日之 640,414,315 股已發行之普通股。該等綜合財務報表並未反映截至二零二二年三月三十一日止年度此建議應付股息。
- (c) 截至二零二一年三月三十一日止年度的特別股息每股普通股 1.00 港仙，金額約為 6,412,000 港元，於二零二一年八月十一日舉行的本公司股東週年大會上獲批准。本公司於二零二一年三月三十一日尚未支付的特別股息約 6,412,000 港元，該股息已於二零二一年八月二十七日支付。

13 EARNINGS PER ORDINARY SHARE

(a) Basic

Basic earnings per ordinary share is calculated by dividing the profit attributable to owners of the Company by the weighted average number of ordinary shares in issue during the year.

		2022 二零二二年	2021 二零二一年
Profit attributable to owners of the Company (HK\$'000)	本公司擁有人應佔溢利 (千港元)	65,503	1,673
Weighted average number of ordinary shares in issue ('000)	已發行普通股的加權平均數 (千股)	640,889	641,232
Basic earnings per ordinary share (HK cent(s))	每股普通股基本溢利 (港仙)	10.22	0.26

(b) Diluted

Diluted earnings per ordinary share is calculated by adjusting the weighted average number of ordinary shares outstanding to assume conversion of all dilutive potential ordinary shares.

The Company's dilutive potential ordinary shares arising from share options, for which a calculation is done to determine the number of shares that could have been acquired at fair value (determined as the average annual market share price of the Company's shares) based on the monetary value of the subscription rights attached to outstanding share options. The number of shares calculated as above is compared with the number of shares that would have been issued assuming the exercise of the share options.

Diluted earnings per ordinary share for the years ended 31st March 2022 and 2021 equal to basic earnings per ordinary share as there were no potentially dilutive ordinary shares for both years end.

13 每股普通股盈利

(a) 基本

每股普通股基本溢利乃按本公司擁有人應佔溢利除以本年度已發行普通股的加權平均數計算。

(b) 攤薄

每股普通股的攤薄溢利乃按假設具潛在攤薄性質之普通股獲全數轉換而相應調整發行在外普通股之加權平均數計算。

本公司具潛在攤薄性質之普通股因購股權而產生，其計算根據尚未行使購股權所附認購權之貨幣價值作出，用以釐定原應以公允價值(釐定為本公司股份之全年平均市場股價)認購之股份數目。按上述方法計算的股份數目與假設行使購股權而發行的股份數目進行比較。

截至二零二二年及二零二一年三月三十一日止年度，由於該兩個年度並無具潛在攤薄性質之普通股，每股普通股的攤薄溢利相等於每股普通股的基本溢利。

NOTES TO THE CONSOLIDATED FINANCIAL STATEMENTS

綜合財務報表附註

14 PROPERTY, PLANT AND EQUIPMENT

14 物業、廠房及設備

		Buildings 樓宇 HK\$'000 千港元	Leasehold improvement, furniture and equipment 租賃物業 裝修、傢俬 及設備 HK\$'000 千港元	Machinery 機器 HK\$'000 千港元	Motor vehicles 汽車 HK\$'000 千港元	Total 總額 HK\$'000 千港元
At 1st April 2020	於二零二零年四月一日					
Cost	成本	162,914	59,726	48,979	6,976	278,595
Accumulated depreciation	累計折舊	(155,206)	(53,239)	(16,081)	(5,090)	(229,616)
Net book amount	賬面淨額	7,708	6,487	32,898	1,886	48,979
Year ended 31st March 2021	截至二零二一年 三月三十一日止年度					
Opening net book amount	期初賬面淨額	7,708	6,487	32,898	1,886	48,979
Additions	添置	—	637	27	—	664
Disposals	出售	—	(140)	—	(140)	(280)
Government Subsidy (Note i)	政府補助(附註i)	—	—	(1,052)	—	(1,052)
Depreciation	折舊	(5,409)	(2,901)	(4,023)	(713)	(13,046)
Impairment loss (Note ii)	減值虧損(附註ii)	—	—	(572)	—	(572)
Transfer from investment properties (Note 15)	自投資物業轉撥 (附註15)	6,861	—	—	—	6,861
Currency translation differences	貨幣匯兌 差額	(3)	48	—	83	128
Closing net book amount	期末賬面淨額	9,157	4,131	27,278	1,116	41,682
At 31st March 2021	於二零二一年三月三十一日					
Cost	成本	169,775	57,417	47,859	5,950	281,001
Accumulated depreciation and impairment	累計折舊 及減值	(160,618)	(53,286)	(20,581)	(4,834)	(239,319)
Net book amount	賬面淨額	9,157	4,131	27,278	1,116	41,682

NOTES TO THE CONSOLIDATED FINANCIAL STATEMENTS

綜合財務報表附註

14 PROPERTY, PLANT AND EQUIPMENT (CONTINUED)

14 物業、廠房及設備(續)

		Buildings	Leasehold improvement, furniture and equipment	Machinery	Motor vehicles	Total
		樓宇	租賃物業裝修、傢俬及設備	機器	汽車	總額
		HK\$'000	HK\$'000	HK\$'000	HK\$'000	HK\$'000
		千港元	千港元	千港元	千港元	千港元
Year ended 31st March 2022	截至二零二二年三月三十一日止年度					
Opening net book amount	期初賬面淨額	9,157	4,131	27,278	1,116	41,682
Additions (Note iii)	添置(附註iii)	—	1,228	7,487	—	8,715
Disposals	出售	—	(100)	—	(2)	(102)
Depreciation	折舊	(548)	(1,725)	(3,753)	(444)	(6,470)
Currency translation differences	貨幣匯兌差額	273	20	—	23	316
Closing net book amount	期末賬面淨額	8,882	3,554	31,012	693	44,141
At 31st March 2022	於二零二二年三月三十一日					
Cost	成本	170,059	57,967	55,266	6,076	289,368
Accumulated depreciation and impairment	累計折舊及減值	(161,177)	(54,413)	(24,254)	(5,383)	(245,227)
Net book amount	賬面淨額	8,882	3,554	31,012	693	44,141

Depreciation expense of approximately HK\$3,240,000 (2021: HK\$3,451,000) was charged to “cost of sales” and approximately HK\$3,230,000 (2021: HK\$9,595,000) was charged to “general and administrative expenses” in the consolidated income statement.

折舊支出約3,240,000港元(二零二一年：3,451,000港元)及約3,230,000港元(二零二一年：9,595,000港元)分別於綜合損益表計入「銷售成本」及「一般及行政支出」內。

NOTES TO THE CONSOLIDATED FINANCIAL STATEMENTS

綜合財務報表附註

14 PROPERTY, PLANT AND EQUIPMENT (CONTINUED)

Notes:

- (i) There are no unfulfilled conditions or other contingencies attaching to the grants.
- (ii) During the year ended 31st March 2021, the Company has recognised HK\$572,000 impairment loss of certain specific machinery in "other gains – net".
- (iii) Acquisition of property, plant and equipment during the financial year were financed by:

14 物業、廠房及設備(續)

附註：

- (i) 有關補助概無附帶尚未履行的條件或其他或有事項。
- (ii) 截至二零二一年三月三十一日止年度，本公司對若干特定機器於「其他收益－淨額」內確認減值損失572,000港元。
- (iii) 於財政年度透過融資收購之物業、廠房及設備：

		2022 二零二二年 HK\$'000 千港元	2021 二零二一年 HK\$'000 千港元
Payment by cash	以現金支付	2,643	664
Hire purchase liabilities	租購負債	6,072	—
At end of year	於年末	8,715	664

Net book values of certain machinery which are under hire purchase arrangements are as follows:

租購安排項下之若干機器之賬面值淨額如下：

		2022 二零二二年 HK\$'000 千港元	2021 二零二一年 HK\$'000 千港元
Cost	成本	6,072	—
Accumulated depreciation	累計折舊	—	—
		6,072	—

The terms of the hire purchase arrangements is for 5 years.

租購安排之期限為5年。

NOTES TO THE CONSOLIDATED FINANCIAL STATEMENTS

綜合財務報表附註

15 INVESTMENT PROPERTIES

15 投資物業

		2022 二零二二年 HK\$'000 千港元	2021 二零二一年 HK\$'000 千港元
At fair value	按公允價值		
At beginning of year	於年初	1,422,582	1,324,824
Capitalised subsequent expenditure	其後開支撥充資本	382	1,530
Transfer to property, plant and machinery (Note 14)	轉撥至物業、廠房及機器(附註14)	—	(6,861)
Fair value gain/(loss) on investment properties	投資物業之公允價值收益/(虧損)	832	(8,362)
Currency translation differences	貨幣匯兌差額	58,942	111,451
At end of year	於年末	1,482,738	1,422,582

(i) Amount recognised in consolidated income statement for investment properties as follows:

(i) 於綜合損益表中確認之投資物業金額如下：

		2022 二零二二年 HK\$'000 千港元	2021 二零二一年 HK\$'000 千港元
Rental income	租金收入	50,010	37,646
Direct operating expenses from properties that generated rental income	來自產生租金收入之物業之直接經營開支	(9,576)	(11,706)
		40,434	25,940

(ii) Non-current assets pledged as security

(ii) 質押非流動資產

Investment property of approximately HK\$1,482,096,000 (2021: HK\$1,421,966,000) was pledged as collaterals for certain of the Group's bank borrowings of approximately HK\$418,880,000 (2021: HK\$411,621,000) (Note 32).

約1,482,096,000港元之投資物業(二零二一年：1,421,966,000港元)抵押作為本集團約418,880,000港元(二零二一年：411,621,000港元)的若干銀行貸款(附註32)之抵押品。

(iii) Valuation technique

(iii) 估值技術

As at 31st March 2022, investment properties of approximately HK\$1,482,738,000 (2021: HK\$1,422,582,000) were stated at open market value based on valuations assessed by an independent professional qualified valuer and reviewed by the Directors.

於二零二二年三月三十一日，投資物業約1,482,738,000港元(二零二一年：1,422,582,000港元)乃按獨立專業合資格估值師評估之估值以公開市值列示及由董事審閱。

NOTES TO THE CONSOLIDATED FINANCIAL STATEMENTS

綜合財務報表附註

15 INVESTMENT PROPERTIES (CONTINUED)

(iii) Valuation technique (Continued)

The following table analyses the investment properties carried at fair value, by valuation method.

Fair value hierarchy

		Fair value measurement at 31st March 2022 using 於二零二二年三月三十一日 使用下列項目進行之公允價值計量		
Description	描述	Quoted prices in active markets for identical assets	Significant other observable inputs	Significant unobservable inputs
		於活躍市場 同等資產 之報價 (Level 1) (第一層) HK\$'000 千港元	重大其他 可觀察 輸入數據 (Level 2) (第二層) HK\$'000 千港元	重大 不可觀察 輸入數據 (Level 3) (第三層) HK\$'000 千港元
Recurring fair value measurement – Commercial units – Mainland China	經常性公允價值 計量 – 商業單元 – 中國大陸	—	—	1,482,738

15 投資物業(續)

(iii) 估值技術(續)

下表以估值法分析以公允價值列賬之投資物業。

公允價值等級

		Fair value measurement at 31st March 2021 using 於二零二一年三月三十一日 使用下列項目進行之公允價值計量		
Description	描述	Quoted prices in active markets for identical assets	Significant other observable inputs	Significant unobservable inputs
		於活躍市場 同等資產 之報價 (Level 1) (第一層) HK\$'000 千港元	重大其他 可觀察 輸入數據 (Level 2) (第二層) HK\$'000 千港元	重大 不可觀察 輸入數據 (Level 3) (第三層) HK\$'000 千港元
Recurring fair value measurement – Commercial units – Mainland China	經常性公允價值 計量 – 商業單元 – 中國大陸	—	—	1,422,582

NOTES TO THE CONSOLIDATED FINANCIAL STATEMENTS

綜合財務報表附註

15 INVESTMENT PROPERTIES (CONTINUED)

15 投資物業(續)

(iii) Valuation technique (Continued)

(iii) 估值技術(續)

Fair value measurement using significant unobservable inputs (Level 3)

使用重大不可觀察輸入數據之公允價值計量(第三層)

		Mainland China 中國大陸 HK\$'000 千港元
As at 1st April 2021	於二零二一年四月一日	1,422,582
Capitalised subsequent expenditure	其後開支撥充資本	382
Fair value gain on investment properties	投資物業之公允價值收益	832
Currency translation differences	貨幣匯兌差額	58,942
As at 31st March 2022	於二零二二年三月三十一日	1,482,738
Total unrealised gain for the year included in the consolidated income statement for assets held at 31st March 2022	於二零二二年三月三十一日 所持資產於本年度計入綜合損益表 之未變現收益總額	832
As at 1st April 2020	於二零二零年四月一日	1,324,824
Capitalised subsequent expenditure	其後開支撥充資本	1,530
Transfer to property, plant and machinery (Note 14)	轉撥至物業、廠房及 機器(附註14)	(6,861)
Fair value loss on investment properties	投資物業之公允價值虧損	(8,362)
Currency translation differences	貨幣匯兌差額	111,451
As at 31st March 2021	於二零二一年三月三十一日	1,422,582
Total unrealised loss for the year included in the consolidated income statement for assets held at 31st March 2021	於二零二一年三月三十一日 所持資產於本年度計入綜合損益表 之未變現虧損總額	(8,362)

NOTES TO THE CONSOLIDATED FINANCIAL STATEMENTS

綜合財務報表附註

15 INVESTMENT PROPERTIES (CONTINUED)

(iii) Valuation technique (Continued)

Fair value measurement using significant unobservable inputs (Level 3) (Continued)

Information about fair value measurements using significant unobservable inputs (Level 3) for the investment properties in Mainland China are as follows:

15 投資物業(續)

(iii) 估值技術(續)

使用重大不可觀察輸入數據的公允價值計量(第三層)(續)

有關就中國大陸的投資物業使用重大不可觀察輸入數據(第三層)之公允價值計量之資料如下：

Fair value (HK\$'000) 公允價值 (千港元)	Valuation technique 估值技術	Unobservable inputs 不可觀察 輸入數據	Range of unobservable inputs 不可觀察 輸入數據範圍	Relationship of unobservable inputs to fair value 不可觀察輸入數據與 公允價值之關係
As at 31st March 2022				
於二零二二年三月三十一日				
1,482,738	Income capitalisation approach 收益資本化法	Adjusted market yields 經調整市場 收益率	4.00% to 5.00% 4.00%至5.00%	The higher the adjusted yields, the lower the fair value 經調整收益率越高， 公允價值越低
	Direct comparison approach 直接比較法	Adjusted units' rates 經調整單位價格	Car park: RMB300,000/space 停車場： 人民幣300,000元/車位	The higher the adjusted units' rates, the higher the fair value 經調整單位價格越高， 公允價值越高
As at 31st March 2021				
於二零二一年三月三十一日				
1,422,582	Income capitalisation approach 收益資本化法	Adjusted market yields 經調整市場 收益率	4.00% to 5.00% 4.00%至5.00%	The higher the adjusted yields, the lower the fair value 經調整收益率越高， 公允價值越低
	Direct comparison approach 直接比較法	Adjusted units' rates 經調整單位價格	Car park: RMB300,000/space 停車場： 人民幣300,000元/車位	The higher the adjusted units' rates, the higher the fair value 經調整單位價格越高， 公允價值越高

15 INVESTMENT PROPERTIES (CONTINUED)

(iii) Valuation technique (Continued)

Valuation processes of the investment properties

The Group engages external, independent and qualified valuer to determine the fair value of the investment properties at the end of each financial year. As at 31st March 2022, the fair value of the investment properties owned by the Group was determined by Knight Frank Petty Limited (2021: Same).

The Group's finance department reviews the valuations performed by Knight Frank Petty Limited for financial reporting purpose. These valuation results are then reported to the Group's management for discussions and review in relation to the valuation processes and the reasonableness of valuation results.

The main Level 3 input used by the Group is derived and evaluated as follows:

Adjusted market yields

The adjusted market yields have been determined by making reference to the investment returns implied from recent sale transactions, with adjustments to reflect the differences between the comparables and the investment properties in terms of location, building quality and other factors.

Adjusted units' rates

The adjusted units' rates have been determined by making reference to the comparable market transactions of similar properties, with adjustments to reflect the differences between the comparables and the investment properties in terms of time, location, environment and other factors.

15 投資物業(續)

(iii) 估值技術(續)

投資物業之估值程序

本集團委聘外部獨立及合資格估值師釐定於各財政年度末投資物業之公允價值。於二零二二年三月三十一日，由本集團擁有之投資物業之公允價值已由萊坊測計師行有限公司釐定(二零二一年：相同)。

本集團之財務部門會為財務報告所需，檢討由萊坊測計師行有限公司作出之評估。有關估值結果其後將向本集團管理層匯報，以就估值程序及估值結果的合理性進行討論及檢討。

本集團使用的主要第三層輸入來源及評估如下：

經調整市場收益率

經調整市場收益率乃經參考近期銷售交易隱含投資回報(經調整以反映可比較物業與投資物業所在位置、樓宇質量及其他因素方面之差異)予以釐定。

經調整單位價格

經調整單位價格乃經參考相近投資物業之可比較市場成交(經調整以反映可比較物業與投資物業所在時間、位置、環境及其他因素方面之差異)予以釐定。

NOTES TO THE CONSOLIDATED FINANCIAL STATEMENTS

綜合財務報表附註

16 LEASES

This note provides information for leases where the group is a lessee.

(i) Amounts recognised in the consolidated statement of financial position

The consolidated statement of financial position shows the following amounts relating to leases:

		2022 二零二二年 HK\$'000 千港元	2021 二零二一年 HK\$'000 千港元
Right-of-use assets	使用權資產		
Land use rights	土地使用權	8,413	8,615
Sites, outlets, offices and warehouses	工地、商店、辦公室及貨倉	19,976	4,638
		28,389	13,253
Lease liabilities	租賃負債		
Current	流動	17,772	4,528
Non-current	非流動	4,642	1,991
		22,414	6,519

Additions to the right-of-use assets during the year ended 31st March 2022 were HK\$33,166,000 (2021:HK\$3,064,000).

16 租賃

本附註提供租賃(當本集團為承租人)之資料。

(i) 於綜合財務狀況表確認之金額

綜合財務狀況表呈列以下與租賃相關之款項：

截至二零二二年三月三十一日止年度使用權資產添置為33,166,000港元(二零二一年：3,064,000港元)。

NOTES TO THE CONSOLIDATED FINANCIAL STATEMENTS

綜合財務報表附註

16 LEASES (CONTINUED)

(ii) Measurement of right-of-use assets

The recognised right-of-use assets relate to the following types of assets:

16 租賃(續)

(ii) 使用權資產計量

已確認的使用權資產與下列資產類別相關：

		Land use rights 土地使用權 HK\$'000 千港元	Sites, outlets, offices and warehouses 工地、商舖、辦公室及貨倉 HK\$'000 千港元	Total 總額 HK\$'000 千港元
As 1st April 2020	於二零二零年四月一日	8,817	23,273	32,090
Additions	添置	—	3,064	3,064
Depreciation	折舊	(202)	(12,106)	(12,308)
Modification of lease contracts (Note)	租賃合約修訂(附註)	—	(9,666)	(9,666)
Exchange differences	匯兌差額	—	73	73
At 31st March 2021 and 1st April 2021	於二零二一年三月三十一日及二零二一年四月一日	8,615	4,638	13,253
Additions	添置	—	33,166	33,166
Depreciation	折舊	(202)	(9,598)	(9,800)
Modification of lease contracts (Note)	租賃合約修訂(附註)	—	(8,232)	(8,232)
Exchange differences	匯兌差額	—	2	2
At 31st March 2022	於二零二二年三月三十一日	8,413	19,976	28,389

Note:

During the year, the Group has entitled rental concession from the landlords. For a lease modification that is not accounted for a separate lease, the Group remeasures the lease liability based on the lease term of the modified lease by discounting the revised lease payments using a revised discount rate at the effective date of the modification. The Group accounts for the remeasurement of lease liabilities by making corresponding adjustments to the relevant right-of-use assets. Any differences between the adjustments of lease liabilities and right-of-use assets are recognised in "other gains - net" in the consolidated income statement (Note 6).

附註：

年內，本集團享有來自業主的租金寬減。對於不作為一項單獨租賃進行會計處理之租賃修訂，在修訂的生效日期，本集團根據經修訂租賃的租期，通過使用經修訂貼現率對經修訂租賃款項進行貼現以重新計量租賃負債。本集團通過對相關使用權資產進行相應調整，對租賃負債進行重新計量。租賃負債與使用權資產調整之間的任何差異於綜合損益表「其他收益－淨額」中確認(附註6)。

NOTES TO THE CONSOLIDATED FINANCIAL STATEMENTS

綜合財務報表附註

16 LEASES (CONTINUED)

(iii) Amounts recognised in the consolidated income statement

The consolidated income statement shows the following amounts relating to leases:

	Notes 附註	2022 二零二二年 HK\$'000 千港元	2021 二零二一年 HK\$'000 千港元
Depreciation of right-of-use assets	使用權資產之折舊		
Land use rights	土地使用權	202	202
Sites, outlets, offices and warehouses	工地、商店、辦公室及貨倉	9,598	12,106
	7	9,800	12,308
Interest expense for lease liabilities	租賃負債之利息開支	477	824
Expenses relating to short-term leases	有關短期租賃之開支	3,153	946

The total cash outflow for leases for the year ended 31st March 2022 was HK\$8,378,000 (31st March 2021: HK\$12,118,000).

(iv) The Group's leasing activities and how these are accounted for

The Group leases various sites, retail outlets, offices and warehouses. Rental contracts are typically made for fixed periods of 1 year to 3 years.

Lease terms are negotiated on an individual basis and contain a wide range of different terms and conditions. The lease agreements do not impose any covenants. Leased assets may not be used as security for borrowing purposes.

16 租賃(續)

(iii) 於綜合損益表確認之金額

綜合損益表呈列以下與租賃相關之金額：

租賃於截至二零二二年三月三十一日止年度之現金流出總額為8,378,000港元(二零二一年三月三十一日：12,118,000港元)。

(iv) 本集團之租賃活動及其會計方式

本集團租賃各類工地、零售商舖、辦公室及倉庫。租賃合約一般按固定期限一至三年訂立。

租賃條款按個別基準協商，且包含各種不同條款及條件。租賃協議並無施加任何契諾，惟租賃資產不得用作借貸之抵押品。

NOTES TO THE CONSOLIDATED FINANCIAL STATEMENTS

綜合財務報表附註

17 INTANGIBLE ASSETS

17 無形資產

		Goodwill 商譽 HK\$'000 千港元	Distribution rights 分銷權 HK\$'000 千港元	Customer contracts (Note) 客戶合約 (附註) HK\$'000 千港元	Total 總額 HK\$'000 千港元
At 1st April 2020	於二零二零年四月一日				
Cost	成本	13,158	7,939	4,703	25,800
Accumulated amortisation and impairment	累計攤銷及減值	(13,158)	(7,939)	(3,210)	(24,307)
Net book amount	賬面淨額	—	—	1,493	1,493
Year ended 31st March 2021	截至二零二一年三月三十一日止年度				
Opening net book amount	期初賬面淨額	—	—	1,493	1,493
Amortisation	攤銷	—	—	(783)	(783)
Closing net book amount	期末賬面淨額	—	—	710	710
At 31st March 2021	於二零二一年三月三十一日				
Cost	成本	13,158	7,939	4,703	25,800
Accumulated amortisation and impairment	累計攤銷及減值	(13,158)	(7,939)	(3,993)	(25,090)
Net book amount	賬面淨額	—	—	710	710
Year ended 31st March 2022	截至二零二二年三月三十一日止年度				
Opening net book amount	期初賬面淨額	—	—	710	710
Amortisation	攤銷	—	—	(710)	(710)
Closing net book amount	期末賬面淨額	—	—	—	—
At 31st March 2022	於二零二二年三月三十一日				
Cost	成本	13,158	7,939	4,703	25,800
Accumulated amortisation and impairment	累計攤銷及減值	(13,158)	(7,939)	(4,703)	(25,800)
Net book amount	賬面淨額	—	—	—	—

Note:

Customer contracts were acquired as part of a business combination, and are recognised at their fair value at the date of acquisition and are subsequently amortised based on the timing of projected cash flows of the contracts over their estimate useful lives.

Amortisation expense of customer contracts has been included in the "general and administrative expenses" in the consolidated income statement.

附註：

客戶合約乃作為業務合併的一部分被收購，並於收購日期按其公允價值確認，其後根據合約內估計可使用年期內預計現金流之時間攤銷。

客戶合約攤銷支出已計入綜合損益表中的「一般及行政支出」。

NOTES TO THE CONSOLIDATED FINANCIAL STATEMENTS

綜合財務報表附註

18 FINANCIAL INSTRUMENTS BY CATEGORY

18 金融工具分類

The Group holds the following financial instruments:

本集團持有以下金融工具：

		2022 二零二二年 HK\$'000 千港元	2021 二零二一年 HK\$'000 千港元
Financial assets	金融資產		
Financial assets at amortised cost	按攤銷成本列賬的金融資產		
– Trade and other receivables (excluding non-financial assets)	– 應收賬款及其他應收賬款 (不包括非金融資產)	558,312	388,477
– Pledged bank deposits	– 已抵押銀行存款	43,071	54,008
– Cash and cash equivalents	– 現金及現金等值	188,931	119,098
Financial assets at fair value through profit or loss	按公允價值計入損益之 金融資產	3,908	—
Financial assets at fair value through other comprehensive income	按公允價值計入其他全面收入之 金融資產	2,749	4,203
Derivative financial instruments	衍生金融工具	1,202	—
		798,173	565,786
Financial Liabilities	金融負債		
Liabilities at amortised cost	按攤銷成本列賬之負債		
– Borrowings	– 借貸	1,498,958	1,454,642
– Trade and bill payables	– 應付賬款及票據	433,562	245,354
– Other payables (excluding non-financial liabilities)	– 其他應付賬款 (不包括非金融負債)	42,114	35,899
– Lease liabilities	– 租賃負債	22,414	6,519
Derivative financial instruments	衍生金融工具	18	1,084
		1,997,066	1,743,498

NOTES TO THE CONSOLIDATED FINANCIAL STATEMENTS

綜合財務報表附註

19 SUBSIDIARIES

Details of the principal subsidiaries as at 31st March 2022 are as follows:

19 附屬公司

於二零二二年三月三十一日的主要附屬公司詳情如下：

Name of entity 實體名稱	Place of incorporation/ establishment and kind of legal entity 註冊成立/成立地點 及法律實體性質	Particulars of issued share capital/ registered capital 已發行股本/ 註冊資本之詳情	Percentage of equity interest attributable to the Company 本公司應佔 股本權益百分比		Principal activities and place of operations 主要業務 及經營地點
			2022 二零二二年	2021 二零二一年	
Asia Infrastructure Resources Group Limited 亞洲基建資源集團有限公司	Cayman Islands, limited liability company 開曼群島，有限公司	HK\$0.2 0.2港元	100%	100%	Investment holding in Hong Kong 於香港投資控股
Fanrich Consultants (Shanghai) Limited* 永蕃投資諮詢(上海)有限公司	Mainland China, limited liability company 中國大陸，有限責任公司	RMB10,000,000 人民幣10,000,000元	70%	70%	Provision of investment consultancy services in Mainland China 於中國大陸提供投資諮詢服務
Hongkong and Shanghai Land Capital Ltd. 滬港地產資本有限公司	Cayman Islands, limited liability company 開曼群島，有限責任公司	US\$5 5美元	100%	100%	Fund Management outside Hong Kong and Mainland China 於香港及中國大陸境外 從事基金運營
Hongkong and Shanghai Land Group Limited 滬港地產集團有限公司	British Virgin Islands, limited liability company 英屬處女群島，有限責任公司	US\$1 1美元	100%	100%	Investment holding in Hong Kong and Mainland China 於香港及中國大陸投資控股
Hongkong and Shanghai Land Management Limited 滬港地產管理有限公司	British Virgin Islands, limited liability company 英屬處女群島，有限責任公司	US\$1 1美元	100%	100%	Fund Management outside Hong Kong and Mainland China 於香港及中國大陸境外 從事基金運營
HSL Asset Management (HK) Limited 滬港資產管理(香港)有限公司	Hong Kong, limited liability company 香港，有限責任公司	HK\$1 1港元	100%	100%	Provision of management services in Hong Kong 於香港提供管理服務
HSL Investment Advisory (HK) Limited 滬港投資諮詢(香港)有限公司	Hong Kong, limited liability company 香港，有限責任公司	HK\$1 1港元	100%	100%	Provision of investment advisory services in Hong Kong 於香港提供投資諮詢服務
Plentiful Praise Limited 頌裕有限公司	British Virgin Islands, limited liability company 英屬處女群島，有限責任公司	US\$100 100美元	62%	62%	Investment holding in Hong Kong and Mainland China 於香港及中國大陸投資控股

NOTES TO THE CONSOLIDATED FINANCIAL STATEMENTS

綜合財務報表附註

19 SUBSIDIARIES (CONTINUED)

19 附屬公司(續)

Name of entity 實體名稱	Place of incorporation/ establishment and kind of legal entity 註冊成立/成立地點 及法律實體性質	Particulars of issued share capital/ registered capital 已發行股本/ 註冊資本之詳情	Percentage of equity interest attributable to the Company 本公司應佔 股本權益百分比		Principal activities and place of operations 主要業務 及經營地點
			2022 二零二二年	2021 二零二一年	
Shanghai Bao Shun Chang International Trading Co., Ltd.* 上海寶順昌國際貿易有限公司	Mainland China, limited liability company 中國大陸，有限責任公司	RMB26,700,000 人民幣 26,700,000元	83.3%	83.3%	Stockholding and trading of steel in Mainland China 於中國大陸存銷及買賣鋼鐵
Top Bloom Group Limited	British Virgin Islands, limited liability company 英屬處女群島，有限責任公司	US\$1 1美元	100%	100%	Investment holding in Hong Kong and Mainland China 於香港及中國大陸投資控股
Van Shung Chong (B.V.I.) Limited (i)	British Virgin Islands, limited liability company 英屬處女群島，有限責任公司	US\$6 6美元	100%	100%	Investment holding in Hong Kong 於香港投資控股
Van Shung Chong Hong Limited 萬順昌行有限公司	Hong Kong, limited liability company 香港，有限責任公司	HK\$2,000 ordinary and HK\$10,000,000 non-voting deferred 2,000港元普通股 及10,000,000港元 無投票權遞延股份	100%	100%	Provision of management services in Hong Kong 於香港提供管理服務
VSC Building Products Company Limited 萬順昌建築材料有限公司	Hong Kong, limited liability company 香港，有限責任公司	HK\$2 2港元	100%	100%	Trading of sanitary wares and kitchen cabinet in Hong Kong 於香港買賣衛浴潔具及廚櫃
VSC Building Products (Macau) Company Limited 萬順昌建築材料(澳門)有限公司	Macau, limited liability company 澳門，有限責任公司	MOP\$30,000 澳門幣30,000元	100%	100%	Trading of sanitary wares in Macau 於澳門買賣衛浴潔具
VSC Construction Steel Solutions Limited 萬順昌建築鋼鐵工程有限公司	Hong Kong, limited liability company 香港，有限責任公司	HK\$156,568,000 156,568,000港元	100%	100%	Provision of steels processing services in Hong Kong 於香港提供鋼鐵加工服務

NOTES TO THE CONSOLIDATED FINANCIAL STATEMENTS

綜合財務報表附註

19 SUBSIDIARIES (CONTINUED)

19 附屬公司(續)

Name of entity 實體名稱	Place of incorporation/ establishment and kind of legal entity 註冊成立/成立地點 及法律實體性質	Particulars of issued share capital/ registered capital 已發行股本/ 註冊資本之詳情	Percentage of equity interest attributable to the Company 本公司應佔 股本權益百分比		Principal activities and place of operations 主要業務 及經營地點
			2022 二零二二年	2021 二零二一年	
VSC Steel Company Limited 萬順昌鋼鐵有限公司	Hong Kong, limited liability company 香港, 有限責任公司	HK\$38,000 ordinary and HK\$20,000,000 non-voting deferred 38,000港元普通股 及20,000,000港元 無投票權遞延股份	100%	100%	Stockholding and trading of steel in Hong Kong 於香港存銷及買賣鋼鐵
VSC Steel Processing Holdings Limited 萬順昌鋼材加工控股有限公司	Hong Kong, limited liability company 香港, 有限責任公司	HK\$1 1港元	100%	100%	Investment holding in Hong Kong, and provision of logistic and management service of steel 於香港投資控股及為鋼鐵 提供物流及管理服務
VSC Steel Processing Limited 萬順昌鋼材加工有限公司	Hong Kong, limited liability company 香港, 有限責任公司	HK\$1 1港元	100%	100%	Operation of the land situated in Tsing Yi 經營位於青衣之土地
上海个盈置業有限公司	Mainland China, limited liability company 中國大陸, 有限責任公司	RMB479,130,000 (2021: RMB429,130,000) 人民幣479,130,000元 (二零二一年: 人民幣429,130,000元)	100%	100%	Property investment in Mainland China 於中國大陸進行物業投資
上海北盈置業有限公司	Mainland China, limited liability company 中國大陸, 有限責任公司	RMB92,835,165 人民幣92,835,165元	100%	100%	Property investment in Mainland China 於中國大陸進行物業投資
上海盈蕃資產管理有限公司	Mainland China, limited liability company 中國大陸, 有限責任公司	HK\$20,000,000 20,000,000港元	100%	100%	Provision of asset and investment management services in Mainland China 於中國大陸提供資產及 投資管理服務
上海新施房地產經紀有限公司	Mainland China, limited liability company 中國大陸, 有限責任公司	US\$2,000,000 (2021: US\$1,500,000) 2,000,000美元 (二零二一年: 1,500,000美元)	100%	100%	Property agent in Mainland China 於中國大陸擔任物業代理

NOTES TO THE CONSOLIDATED FINANCIAL STATEMENTS

綜合財務報表附註

19 SUBSIDIARIES (CONTINUED)

19 附屬公司(續)

Name of entity 實體名稱	Place of incorporation/ establishment and kind of legal entity 註冊成立/成立地點 及法律實體性質	Particulars of issued share capital/ registered capital 已發行股本/ 註冊資本之詳情	Percentage of equity interest attributable to the Company 本公司應佔 股本權益百分比		Principal activities and place of operations 主要業務 及經營地點
			2022 二零二二年	2021 二零二一年	
利尚派國際貿易(上海)有限公司	Mainland China, limited liability company 中國大陸·有限責任公司	US\$6,500,000 6,500,000美元	100%	100%	Trading of sanitary wares in Mainland China 於中國大陸買賣衛浴潔具
萬順昌(上海)企業管理有限公司	Mainland China, limited liability company 中國大陸·有限責任公司	US\$7,280,000 7,280,000美元	100%	100%	Provision of management service and trading of sanitary wares and kitchen cabinets in Mainland China 於中國大陸提供管理服務 以及買賣衛浴潔具及廚櫃
武漢三金建材有限公司	Mainland China, limited liability company 中國大陸·有限責任公司	RMB10,000,000 人民幣10,000,000元	100%	100%	Trading of sanitary wares in Mainland China 於中國大陸買賣衛浴潔具

Note:

- (i) The shares of Van Shung Chong (B.V.I.) Limited are held directly by the Company. The shares of other subsidiaries are held indirectly.

The above list includes the subsidiaries of the Company which, in the opinion of the Directors, principally affected the results of the year or formed a substantial portion of the net assets of the Group. To give details of other subsidiaries would, in the opinion of the Directors, result in particulars of excessive length.

* For identification only

附註：

- (i) Van Shung Chong (B.V.I.) Limited之股份由本公司直接持有。其他附屬公司之股份則間接持有。

以上所列為董事認為對本集團本年度之業績或資產有主要影響之本公司的附屬公司。董事認為列出其他附屬公司之詳情會令資料過於冗長。

* 僅供識別

NOTES TO THE CONSOLIDATED FINANCIAL STATEMENTS

綜合財務報表附註

20 INVESTMENTS ACCOUNTED FOR USING THE EQUITY METHOD

Set out below are associates and a joint venture of the Group as at 31st March 2022 and 2021. The entities listed below have share capital consisting solely of ordinary shares, which are held directly by the Group.

Details of the principal investments in associates and a joint venture as at 31st March 2022 and 2021 are as follows:

20 按權益法入賬之投資

以下載列本集團於二零二二年及二零二一年三月三十一日之聯營公司及一間合營公司。以下所列實體僅具有普通股之股本，由本集團直接持有。

於二零二二年及二零二一年三月三十一日於聯營公司及一間合營公司之主要投資詳情如下：

Name of entity 實體名稱	Place of business/country establishment/incorporation 營業地點/ 註冊成立國家	% of ownership interest 擁有權益百分比		Nature of the relationship 關係性質	Measurement method 計量方法	Carrying amount 賬面值	
		2022 二零二二年 %	2021 二零二一年 %			2022 二零二二年 HK\$'000 千港元	2021 二零二一年 HK\$'000 千港元
		百分比	百分比				
HSL Shanghai Office Partners I Limited ("HSO") and its subsidiaries (collectively as "HSO Group") HSL Shanghai Office Partners I Limited (「HSO」)及其附屬公司(統稱「HSO集團」)	Mainland China/ British Virgin Islands 中國大陸/ 英屬處女群島	15%	15%	Joint venture (i) 合營公司(i)	Equity method 權益法	289,056	282,091
Skyline Holdings (BVI) Limited ("Skyline") and its subsidiaries (collectively as "Skyline Group") Skyline Holdings (BVI) Limited (「Skyline」)及其附屬公司(統稱「Skyline集團」)	Mainland China/ British Virgin Islands 中國大陸/ 英屬處女群島	5%	5%	Associate (ii) 聯營公司(ii)	Equity method 權益法	58,719	55,339

NOTES TO THE CONSOLIDATED FINANCIAL STATEMENTS

綜合財務報表附註

20 INVESTMENTS ACCOUNTED FOR USING THE EQUITY METHOD (CONTINUED)

20 按權益法入賬之投資(續)

Name of entity 實體名稱	Place of business/country establishment/ incorporation 營業地點/ 註冊成立國家	% of ownership interest 擁有權益百分比		Nature of the relationship 關係性質	Measurement method 計量方法	Carrying amount 賬面值	
		2022 二零二二年 %	2021 二零二一年 %			2022 二零二二年 HK\$'000 千港元	2021 二零二一年 HK\$'000 千港元
		百分比	百分比				
Inmaterial as below: 以下項目為不重大：							
China Able Limited ("China Able")	Mainland China/ British Virgin Islands	Deregistered	Deregistered	Associate (iii)	Equity method	—	—
China Able Limited ("China Able")	中國大陸/ 英屬處女群島	已註銷	已註銷	聯營公司(iii)	權益法		
Total investments accounted for using the equity method 以權益法入賬的投資總額						347,775	337,430

Notes:

- (i) HSO Group is principally engaged in property investment and fund management business in Mainland China and is owned as to 15% by Plentiful Praise Limited ("Plentiful") (an indirect 62% owned subsidiary of the Company) and 85% by Reco Wisteria Private Limited ("RECO") (an independent third party). As at 31st March 2022, Plentiful has contributed capital, aggregated to US\$36,909,000 (2021: Same). An indirect subsidiary of the Company has entered into a management service agreement with HSO for providing management service. The management service income is disclosed in related parties transaction (Note 39).
- (ii) Skyline Group is principally engaged in property investment and fund management business in Mainland China and is owned as to 95% by Apollo Skyline Holding Limited ("Apollo") (an independent third party) and 5% by Top Bloom Group Limited ("Top Bloom") (an indirect wholly-owned subsidiary of the Company). As at 31st March 2022, Top Bloom has contributed capital, aggregated to US\$8,569,700, equivalent to approximately HK\$67,315,000 (2021: US\$7,645,000, equivalent to approximately HK\$60,114,000). An indirect subsidiary of the Company has entered into the management service agreement with Skyline for providing management service. The management service income is disclosed in related parties transaction (Note 39).

附註：

- (i) HSO集團主要於中國大陸從事房地產投資及基金運營業務，其由頌裕有限公司(「頌裕」，由本公司擁有62%之間接附屬公司)擁有15%及由Reco Wisteria Private Limited(「RECO」，屬獨立第三方)擁有85%。於二零二二年三月三十一日，頌裕已合共出資36,909,000美元(二零二一年：相同)。本公司的一間間接附屬公司已與HSO訂立管理服務協議，為其提供管理服務。管理服務收入於關聯方交易中披露(附註39)。
- (ii) Skyline集團主要於中國大陸從事房地產投資及基金運營業務，其由Apollo Skyline Holding Limited(「Apollo」，屬獨立第三方)擁有95%及由Top Bloom Group Limited(「Top Bloom」，為本公司間接全資附屬公司)擁有5%。於二零二二年三月三十一日，Top Bloom已合共出資8,569,700美元(相當於約67,315,000港元)(二零二一年：7,645,000美元，相當於約60,114,000港元)。本公司的一間間接附屬公司已與Skyline訂立管理服務協議，以提供管理服務。管理服務收入於關聯方交易中披露(附註39)。

NOTES TO THE CONSOLIDATED FINANCIAL STATEMENTS

綜合財務報表附註

20 INVESTMENTS ACCOUNTED FOR USING THE EQUITY METHOD (CONTINUED)

- (iii) China Able was engaged in the property business. It is a contractual joint venture which is held in equal shares among Fit Team Holdings Limited, an indirectly wholly-owned subsidiary of the Company, Nanyang Industrial (China) Limited, an independent third party, and Marvel Champ Investments Limited, another independent third party. During the year ended 31st March 2021, China Able remained inactive and deregistered in the British Virgin Islands.
- (iv) As of 31st March 2022, Skyline Group had capital commitments of HK\$6,912,000 (2021: HK\$38,945,000) while HSO Group had capital commitments of HK\$1,652,000 (2021: Nil).
- (v) As of 31st March 2022, there were no material contingent liabilities incurred relating to Skyline Group and HSO Group (2021: Same).

The movements of interests in associates and a joint venture are as follows:

		2022 二零二二年 HK\$'000 千港元	2021 二零二一年 HK\$'000 千港元
At beginning of year	於年初	337,430	313,823
Share of loss of investments accounted for using the equity method	應佔按權益法入賬之投資虧損	(12,550)	(19,724)
Investment in Skyline (Note)	於Skyline之投資(附註)	7,201	12,500
Currency translation differences	貨幣匯兌差額	15,694	30,831
At end of year	於年末	347,775	337,430

Note:

Apollo and Top Bloom committed to make a contribution to Skyline in the form of shareholder loans of US\$190 million and US\$10 million, respectively. During the year ended 31st March 2022, Apollo and Top Bloom have together contributed US\$17,557,000, equivalent to HK\$136,821,000 (2021: US\$29,610,000, equivalent to HK\$229,544,000) and US\$925,000, equivalent to HK\$7,201,000 (2021: US\$1,559,000, equivalent to HK\$12,500,000) into Skyline, by way of interest-free shareholder loans, respectively. These shareholder loans are interest free and the repayment of which requires an unanimous approval of all directors of Skyline. As such, these shareholder loans are regarded as part of the investment in the associate.

20 按權益法入賬之投資(續)

- (iii) China Able從事房地產業務。其為本公司一間間接全資附屬公司Fit Team Holdings Limited、獨立第三方南洋工業(中國)有限公司及另一獨立第三方Marvel Champ Investments Limited以共同持有等額股份之一間合營公司。截至二零二一年三月三十一日止年度，China Able暫無業務且於英屬處女群島撤銷註冊。
- (iv) 截至二零二二年三月三十一日，Skyline集團擁有6,912,000港元之資本承擔(二零二一年：38,945,000港元)，而HSO集團擁有1,652,000港元的資本承擔(二零二一年：無)。
- (v) 截至二零二二年三月三十一日，Skyline集團及HSO集團並無任何重大或然負債(二零二一年：相同)。

於聯營公司及一間合營公司之權益變動如下：

附註：

Apollo與Top Bloom承諾分別以股東貸款形式向Skyline注資190,000,000美元及10,000,000美元。於截至二零二二年三月三十一日止年度，Apollo與Top Bloom已分別以免息股東貸款之形式共同向Skyline注資17,557,000美元(相等於136,821,000港元)(二零二一年：29,610,000美元，相等於229,544,000港元)及925,000美元(相等於7,201,000港元)(二零二一年：1,559,000美元，相等於12,500,000港元)。該等股東貸款為免息，而還款須獲Skyline全體董事一致同意。因此，該等股東貸款被視為於聯營公司投資之一部分。

NOTES TO THE CONSOLIDATED FINANCIAL STATEMENTS

綜合財務報表附註

20 INVESTMENTS ACCOUNTED FOR USING THE EQUITY METHOD (CONTINUED)

Summarised financial information for a joint venture and an associate

The tables below provide summarised financial information for the joint venture and the associate that are material to the Group. The information disclosed reflects the amounts presented in the financial statements of the relevant joint venture and associate and not the Group's share of those amounts.

20 按權益法入賬之投資(續)

合營公司及聯營公司財務資料概要

下表提供對本集團而言屬重要之合營公司及聯營公司之財務資料概要。所披露之資料反映呈列於相關合營公司及聯營公司財務報表內之金額，而非本集團之應佔金額。

		HSO Group (Note (i)) HSO集團(附註(i))		Skyline Group (Note (ii)) Skyline集團(附註(ii))	
		31st March 2022 二零二二年 三月三十一日 HK\$'000 千港元	31st March 2021 二零二一年 三月三十一日 HK\$'000 千港元	31st December 2022 二零二二年 十二月三十一日 HK\$'000 千港元	31st December 2021 二零二一年 十二月三十一日 HK\$'000 千港元
Summarised statement of financial position	財務狀況表概要				
Cash and cash equivalents	現金及現金等值	1,842,626	10,717	86,280	173,758
Other current assets	其他流動資產	52,324	87,370	42,536	58,931
Total current assets	流動資產總額	1,894,950	98,087	128,816	232,689
Financial liabilities and total current liabilities	金融負債及總流動負債	(1,923,989)	(97,261)	(203,944)	(102,799)
Investment properties	投資物業	4,384,688	4,205,565	1,807,574	1,586,043
Other non-current assets	其他非流動資產	6	10	2,233,946	2,196,435
Total non-current assets	非流動資產總額	4,384,694	4,205,575	4,041,520	3,782,478
Other non-current liabilities	其他非流動負債	(2,428,617)	(2,325,792)	(2,838,805)	(2,821,101)
Net assets	資產淨額	1,927,038	1,880,609	1,127,587	1,091,267
Summarised statement of comprehensive income	全面損益表概要				
Revenue	收入	142,120	127,444	179,191	75,487
Fair value gains/(loss) on investment properties	投資物業之公允價值收益/(虧損)	4,333	(4,999)	135,845	(8,348)
Finance income	財務收入	1,040	407	—	592
Finance cost	財務費用	(123,480)	(117,403)	(137,927)	(71,461)
Loss before tax	除稅前虧損	(43,815)	(66,047)	(96,850)	(210,747)
Income tax (expense)/credit	所得稅(支出)/抵免	(1,083)	1,250	(19,451)	10,655
Loss for the year	年度虧損	(44,898)	(64,797)	(116,301)	(200,092)
Currency translation differences	貨幣匯兌差額	91,327	170,680	39,875	104,589
Total comprehensive income/(loss) for the year	年度全面收入/(虧損)總額	46,429	105,883	(76,426)	(95,503)

NOTES TO THE CONSOLIDATED FINANCIAL STATEMENTS

綜合財務報表附註

20 INVESTMENTS ACCOUNTED FOR USING THE EQUITY METHOD (CONTINUED)

Summarised financial information for a joint venture and an associate (Continued)

Reconciliation of summarised financial information for individually material joint venture and associate

Reconciliation of the summarised financial information presented to the carrying amount of the Group's interests in the joint venture and the associate.

20 按權益法入賬之投資(續)

合營公司及聯營公司財務資料概要(續)

個別重大合營公司及聯營公司之財務資料概要對賬

所呈報財務資料概要與本集團於合營公司及聯營公司之權益之賬面金額對賬。

		2022 二零二二年 HK\$'000 千港元	2021 二零二一年 HK\$'000 千港元
Summarised financial information	財務資料概要		
Net assets at beginning of year	於年初之資產淨額	2,987,381	2,727,001
Capital injection by shareholders (Note (iii))	股東之注資 (附註(iii))	144,020	250,000
Loss for the year	年度虧損	(161,199)	(264,889)
Currency translation differences	貨幣匯兌差額	131,202	275,269
Net assets at end of year	於年末之資產淨額	3,101,404	2,987,381
Investments accounted for using the equity method – Carrying value	使用權益法入賬 之投資 – 賬面值	347,775	337,430

Notes:

- (i) HSO engages external, independent and qualified valuer to determine the fair value of the investment properties at the end of the financial year. As at 31st March 2022, the fair value of the investment property was determined by Jones Lang LaSalle Corporate Appraisal and Advisory Limited (2021: Same).

As at 31st March 2022, temporary differences relating to the undistributed profits of HSO's subsidiaries in Mainland China amounted to HK\$229,637,000 (2021: HK\$202,612,000). Deferred tax liabilities of HK\$11,482,000 (2021: HK\$10,131,000) have not been recognised in its consolidated statement of financial position of HSO Group in respect of the withholding tax that would be payable on the distribution of these retained profits as HSO controls the dividend policy of its subsidiaries in Mainland China and it has been determined that it is probable that such retained profits will not be distributed in the foreseeable future.

附註：

- (i) HSO 委聘外部獨立合資格估值師，以釐定於各財政年度年終投資物業之公允價值。於二零二二年三月三十一日，投資物業之公允價值由仲量聯行企業評估及諮詢有限公司釐定(二零二一年：相同)。

於二零二二年三月三十一日，HSO於中國大陸之附屬公司涉及未分派溢利之暫時差額為229,637,000港元(二零二一年：202,612,000港元)。由於HSO控制該等附屬公司的股息政策，且其已決定在可見將來不可能派發該等保留溢利，因而並未在HSO集團之綜合財務狀況表確認可能因分派該等保留溢利所應付預扣稅項而涉及的遞延稅項負債11,482,000港元(二零二一年：10,131,000港元)。

NOTES TO THE CONSOLIDATED FINANCIAL STATEMENTS

綜合財務報表附註

20 INVESTMENTS ACCOUNTED FOR USING THE EQUITY METHOD (CONTINUED)

Summarised financial information for a joint venture and an associate (Continued)

Reconciliation of summarised financial information for individually material joint venture and associate (Continued)

Notes: (Continued)

- (ii) The financial year of this associate is not coterminous with that of the Group and the financial statements used for equity accounting are for the year ended 31st December 2021 (2021: the 12 months period ended 31st December 2020). This associate uses 31st December as its financial year end, which is conformed with its holding company's reporting date. Subsequent to the financial year ended 31st December 2021 (2021: 31st December 2020) and before the Group's year end date of 31st March 2022 (2021: 31st March 2021), Top Bloom has further injected US\$300,000 which is equivalent to approximately HK\$2,340,000 (2021: US\$100,000 which is equivalent to approximately HK\$776,000) to Skyline which contributed to the net assets shared by the Group as at 31st March 2022 (2021: 31st March 2021).

Skyline engaged external, independent and qualified valuers, Cushman & Wakefield Limited, to determine the fair value of the investment properties as at 31st December 2021 and 31st March 2022 and Jones Lang LaSalle Corporate Appraisal and Advisory Limited to determine the fair value of the investment properties as at 31st December 2020 and 31st March 2021. No significant change in fair value during the subsequent period to 31st March 2022.

- (iii) During the year ended 31st March 2022, Top Bloom and Apollo made a capital injection in the form of shareholder loans for Skyline, totalled to US\$18,500,000 which is equivalent to approximately HK\$144,020,000 (2021: US\$31,169,000 which is equivalent to approximately HK\$250,000,000).

20 按權益法入賬之投資(續)

合營公司及聯營公司財務資料概要(續)

個別重大合營公司及聯營公司之財務資料概要對賬(續)

附註：(續)

- (ii) 該聯營公司之財政年度與本集團不同，其財務報表乃採用權益會計法，涵蓋截至二零二一年十二月三十一日止年度(二零二一年：截至二零二零年十二月三十一日止十二個月期間)。該聯營公司採用十二月三十一日作為其財政年度年結日，以與其控股公司的報告日期一致。繼截至二零二一年十二月三十一日止財政年度(二零二一年：二零二零年十二月三十一日)後及於本集團截至二零二二年三月三十一日年結日(二零二一年：二零二一年三月三十一日)前，Top Bloom已向Skyline進一步注資300,000美元(相當於約2,340,000港元)(二零二一年：100,000美元(相當於約776,000港元))，構成於二零二二年三月三十一日(二零二一年：二零二一年三月三十一日)本集團應佔資產淨額。

Skyline委聘外部獨立及合資格估值師戴德梁行有限公司釐定於二零二一年十二月三十一日及二零二二年三月三十一日投資物業的公允價值和仲量聯行企業評估及諮詢有限公司釐定於二零二零年十二月三十一日及二零二一年三月三十一日投資物業的公允價值。於截至二零二二年三月三十一日的後續期間，公允價值並無重大變動。

- (iii) 截至二零二二年三月三十一日止年度，Top Bloom及Apollo以股東貸款形式向Skyline合共注資18,500,000美元(相當於約144,020,000港元)(二零二一年：31,169,000美元(相當於約250,000,000港元))。

NOTES TO THE CONSOLIDATED FINANCIAL STATEMENTS

綜合財務報表附註

21 DEFERRED INCOME TAX ASSETS/ (LIABILITIES)

Deferred income tax assets and liabilities are offset when there is a legally enforceable right to offset current income tax assets against current income tax liabilities and when the deferred income tax assets and liabilities relate to income tax levied by the same taxation authority on either the taxable entity or different taxable entities where there is an intention to settle the balances on a net basis. The offset amounts are as follows:

21 遞延所得稅資產／(負債)

當具有將即期所得稅資產與即期所得稅負債抵銷之合法強制執行權，以及當同一稅務機關向該應課稅實體或不同應課稅實體就遞延所得稅資產及遞延所得稅負債徵收所得稅，其中有關結餘擬按淨額基準清償時，遞延所得稅資產與負債方可互相抵銷。抵銷金額如下：

		2022 二零二二年 HK\$'000 千港元	2021 二零二一年 HK\$'000 千港元
Deferred income tax assets:	遞延所得稅資產：		
– Deferred income tax assets expected to be recovered after 12 months	– 預期將於十二個月後收回之遞延所得稅資產	28,538	36,306
– Deferred income tax assets expected to be recovered within 12 months	– 預期將於十二個月內收回之遞延所得稅資產	14,012	13,020
		42,550	49,326
Deferred income tax liabilities:	遞延所得稅負債：		
– Deferred income tax liabilities expected to be settled after 12 months	– 預期將於十二個月後清償之遞延所得稅負債	(102,587)	(94,081)
Net deferred income tax liabilities	遞延所得稅負債淨額	(60,037)	(44,755)

NOTES TO THE CONSOLIDATED FINANCIAL STATEMENTS

綜合財務報表附註

21 DEFERRED INCOME TAX ASSETS/ (LIABILITIES) (CONTINUED)

The movements in net deferred income tax liabilities are as follows:

21 遞延所得稅資產／(負債)(續)

遞延所得稅負債淨額變動如下：

		2022 二零二二年 HK\$'000 千港元	2021 二零二一年 HK\$'000 千港元
At beginning of year	於年初	(44,755)	(36,437)
Charged to the consolidated income statement (Note 11)	已於綜合損益表中扣除 (附註11)	(11,415)	(1,010)
Currency translation differences	貨幣匯兌差額	(3,867)	(7,308)
At end of year	於年末	(60,037)	(44,755)

The movements in deferred income tax assets and liabilities during the year, without taking into consideration the offsetting of balances within the same tax jurisdiction, are as follows:

本年度遞延所得稅資產及負債(並無計及同一稅務司法權區內之結餘抵銷)之變動如下：

Deferred income tax assets:

遞延所得稅資產：

		Cumulative tax losses 累計 稅項虧損 HK\$'000 千港元	Decelerated depreciation 減慢折舊 HK\$'000 千港元	Others 其他 HK\$'000 千港元	Total 總計 HK\$'000 千港元
At 1st April 2020	於二零二零年四月一日	50,312	9,406	1,052	60,770
(Charged)/credited to the consolidated income statement	已於綜合損益表中 (扣除)／計入	(2,090)	335	(539)	(2,294)
Currency translation differences	貨幣匯兌 差額	443	—	—	443
At 31st March 2021	於二零二一年三月三十一日	48,665	9,741	513	58,919
(Charged)/credited to the consolidated income statement	已於綜合損益表中 (扣除)／計入	(11,578)	(876)	1,545	(10,909)
Currency translation differences	貨幣匯兌 差額	192	—	25	217
At 31st March 2022	於二零二二年三月三十一日	37,279	8,865	2,083	48,227

NOTES TO THE CONSOLIDATED FINANCIAL STATEMENTS

綜合財務報表附註

21 DEFERRED INCOME TAX ASSETS/ (LIABILITIES) (CONTINUED)

21 遞延所得稅資產／(負債)(續)

Deferred income tax liabilities:

遞延所得稅負債：

		Investment properties 投資物業 HK\$'000 千港元	Accelerated depreciation 加速折舊 HK\$'000 千港元	Others 其他 HK\$'000 千港元	Total 總計 HK\$'000 千港元
At 1st April 2020	於二零二零年四月一日	(92,852)	(4,330)	(25)	(97,207)
Credited/(charged) to the consolidated income statement	已於綜合損益表中計入/(扣除)	2,090	696	(1,502)	1,284
Currency translation differences	貨幣匯兌差額	(7,751)	—	—	(7,751)
At 31st March 2021	於二零二一年三月三十一日	(98,513)	(3,634)	(1,527)	(103,674)
Credited/(charged) to the consolidated income statement	已於綜合損益表中計入/(扣除)	(208)	(641)	343	(506)
Currency translation differences	貨幣匯兌差額	(4,084)	—	—	(4,084)
At 31st March 2022	於二零二二年三月三十一日	(102,805)	(4,275)	(1,184)	(108,264)

As at 31st March 2022, investment properties located in the Mainland China amounted to HK\$1,482,738,000 (2021: HK\$1,422,582,000) are held by certain subsidiaries with a business model to consume substantially all of the economic benefits embodied in the investment properties over time, rather than through sale. The Group has measured the deferred tax relating to the temporary differences of these investment properties using the tax rates and the tax bases that are consistent with the expected manner of recovery of the investment properties.

At 31st March 2022, temporary differences relating to the undistributed profits of subsidiary companies amounted to HK\$284,606,000 (2021: HK\$270,768,000). Deferred tax liabilities of HK\$14,230,000 (2021: HK\$13,538,000) have not been recognised in respect of the tax that would be payable on the distribution of these retained profits as the Group controls the dividend policy of these subsidiary companies and it has been determined that it is probable that such retained profits will not be distributed in the foreseeable future.

於二零二二年三月三十一日，由若干附屬公司持有位於中國大陸之投資物業合計1,482,738,000港元(二零二一年：1,422,582,000港元)，其業務模式為隨時間耗用投資物業絕大部分經濟利益，而非通過物業出售。本集團計量該等投資物業遞延稅項之暫時差額，使用與投資物業預期回本狀況一致的稅率及稅基。

於二零二二年三月三十一日，附屬公司所涉及未分派溢利之暫時性差額為284,606,000港元(二零二一年：270,768,000港元)。由於本集團控制該等附屬公司的股息政策，且其已決定在可見將來極可能不派發該等保留溢利，導致並未確認可能因分派該等保留溢利所應付稅項而涉及的遞延稅項負債14,230,000港元(二零二一年：13,538,000港元)。

NOTES TO THE CONSOLIDATED FINANCIAL STATEMENTS

綜合財務報表附註

21 DEFERRED INCOME TAX ASSETS/ (LIABILITIES) (CONTINUED)

Deferred income tax assets are recognised for tax loss carry-forwards to the extent that the realisation of the related tax benefit through the future taxable profits is probable. As at 31st March 2022, the deferred income tax assets recognised from tax losses of approximately HK\$35,259,000 (2021: HK\$42,200,000) can be carried forward indefinitely. The remaining tax losses of approximately HK\$2,020,000 (2021: HK\$6,465,000) will expire in five years from the year they were incurred.

The Group did not recognise deferred income tax assets of approximately HK\$50,132,000 (2021: HK\$51,500,000) and approximately HK\$10,909,000 (2021: HK\$5,979,000) in respect of tax losses amounting to approximately HK\$303,828,000 (2021: HK\$323,565,000) that can be carried forward indefinitely and approximately HK\$43,637,000 (2021: HK\$23,916,000) that will be expired in five years from the year they were incurred respectively.

22 FINANCIAL ASSETS AT FAIR VALUE THROUGH OTHER COMPREHENSIVE INCOME

		2022 二零二二年 HK\$'000 千港元	2021 二零二一年 HK\$'000 千港元
At beginning of year	於年初	4,203	62
Addition	添置	—	3,145
Change in fair value recognised in other comprehensive income (Note 35)	於其他全面收入中確認之 公允價值變動(附註35)	(1,454)	996
At end of year	於年末	2,749	4,203

Financial asset at fair value through other comprehensive income, which is stated at fair value and denominated in HK\$, represents shares listed on The Stock Exchange of Hong Kong Limited.

21 遞延所得稅資產／(負債)(續)

遞延所得稅資產乃因應相關稅務利益透過未來應課稅溢利變現而就所結轉之稅項虧損作確認。於二零二二年三月三十一日，已就稅項虧損確認之遞延所得稅資產約35,259,000港元(二零二一年：42,200,000港元)可以無限期結轉。餘下稅項虧損約2,020,000港元(二零二一年：6,465,000港元)將於產生年度起五年後失效。

本集團並無就約303,828,000港元(二零二一年：323,565,000港元)可以無限期結轉之稅項虧損以及約43,637,000港元(二零二一年：23,916,000港元)之稅項虧損(該等款項將於產生年度起五年後失效)分別確認約50,132,000港元(二零二一年：51,500,000港元)以及約10,909,000港元(二零二一年：5,979,000港元)之遞延所得稅資產。

22 按公允價值計入其他全面收入之金融資產

按公允價值計入其他全面收入之金融資產按公允價值列賬並以港元計值，指於香港聯合交易所有限公司上市之股份。

NOTES TO THE CONSOLIDATED FINANCIAL STATEMENTS

綜合財務報表附註

23 FINANCIAL ASSETS AT FAIR VALUE THROUGH PROFIT OR LOSS

23 按公允價值計入損益之金融資產

		2022 二零二二年 HK\$'000 千港元	2021 二零二一年 HK\$'000 千港元
Unlisted securities	非上市證券	3,908	—

Financial assets at fair value through profit or loss, which is stated at fair value and denominated in US\$, represents the Group's investments in a private company incorporated in Hong Kong. For information about the fair value measurement, please refer to Note 3.3 to the consolidated financial statements.

按公允價值計入損益之金融資產按公允價值列賬並以美元計值，指本公司於香港註冊成立之私人公司的投資。有關公允價值計量之資料，請參閱綜合財務報表附註3.3。

24 DERIVATIVE FINANCIAL INSTRUMENTS

24 衍生金融工具

		2022 二零二二年 HK\$'000 千港元	2021 二零二一年 HK\$'000 千港元
Current asset/(liability)	流動資產/(負債)		
Interest rate swaps – cash flow hedges, at market value	利率掉期－現金流量對沖，按市值	1,184	(1,084)

As at 31st March 2022, the notional principal amounts of the outstanding interest rate swap contracts were HK\$98,000,000 (2021: HK\$128,000,000), which has been designated as the hedging instrument for the committed interest payment of certain bank borrowings. Gains and losses recognised in the hedging reserve in equity (Note 35) will be continuously released to the consolidated income statement until the settlement of the interest.

於二零二二年三月三十一日，未結算的利率掉期合約之名義本金額為98,000,000港元（二零二一年：128,000,000港元），已被指定為若干銀行貸款承諾利息支付的對沖工具。於權益中之對沖儲備中確認的收益及虧損（附註35）將不斷轉撥至綜合損益表，直至利息結算為止。

(i) Fair value measurement

For information about the fair value measurement of the derivative financial instruments, please refer to Note 3.3 to the consolidated financial statements.

(i) 公允價值計量

有關衍生金融工具公允價值計量之資料，請參閱綜合財務報表附註3.3。

NOTES TO THE CONSOLIDATED FINANCIAL STATEMENTS

綜合財務報表附註

24 DERIVATIVE FINANCIAL INSTRUMENTS (CONTINUED)

(ii) Hedging reserves

The Group's hedging reserves disclosed in Note 35 to the consolidated financial statements relate to the following hedging instruments:

		2022 二零二二年 HK\$'000 千港元	2021 二零二一年 HK\$'000 千港元
Interest rate swaps	利率掉期		
At beginning of year	於年初	(1,084)	—
Add: Change in fair value of hedging instrument recognised in other comprehensive income	加：於其他全面收入中確認之對沖工具公允價值變動	1,474	(1,228)
Less: Transfer from hedging reserve to profit or loss – included in finance cost (Note 10)	減：從對沖儲備轉撥至損益—計入財務費用（附註10）	794	144
At end of year	於年末	1,184	(1,084)

24 衍生金融工具（續）

(ii) 對沖儲備

本集團於綜合財務報表附註35中披露之對沖儲備與以下對沖工具有關：

25 INVENTORIES

		2022 二零二二年 HK\$'000 千港元	2021 二零二一年 HK\$'000 千港元
Finished goods	製成品	543,927	441,927
Work in progress	在製品	3,539	1,145
		547,466	443,072

25 存貨

The costs of inventories recognised as expenses and included in “cost of sales” in the consolidated income statement amounted to approximately HK\$2,362,219,000 (2021: HK\$1,703,668,000).

The Group made inventory provision for obsolete inventories and write-down of the inventories to net realisable value. As at 31st March 2022, there is a provision of HK\$9,600,000 (2021: HK\$10,937,000) netted off with the inventories in the consolidated statement of financial position. A reversal of provision for impairment of inventories of HK\$1,051,000 (2021: HK\$1,825,000) was included in “cost of sales” in the consolidated income statement.

約2,362,219,000港元(二零二一年：1,703,668,000港元)之存貨成本已確認為支出，並已計入綜合損益表之「銷售成本」中。

本集團就過時存貨計提存貨撥備並將存貨撇減至可變現淨值。於二零二二年三月三十一日，9,600,000港元的撥備(二零二一年：10,937,000港元)抵銷綜合財務狀況表中的存貨。存貨減值撥備撥回之1,051,000港元(二零二一年：1,825,000港元)已計入綜合損益表之「銷售成本」中。

NOTES TO THE CONSOLIDATED FINANCIAL STATEMENTS

綜合財務報表附註

26 TRADE AND BILL RECEIVABLES

26 應收賬款及票據

		2022 二零二二年 HK\$'000 千港元	2021 二零二一年 HK\$'000 千港元
Trade receivables	應收賬款	499,352	365,806
Bill receivables	應收票據	26,782	18,799
Less: Provision for impairment	減：減值撥備	(16,536)	(20,791)
Trade and bill receivables – net	應收賬款及票據－淨額	509,598	363,814

Sales are either covered by letters of credit or open account with credit terms of 0 to 90 days.

銷售均以信用證或具信貸期之記賬方式進行，信貸期介乎0至90日不等。

Ageing analysis of trade and bill receivables by invoice date is as follows:

應收賬款及票據根據發票日期之賬齡分析如下：

		2022 二零二二年 HK\$'000 千港元	2021 二零二一年 HK\$'000 千港元
0 to 60 days	0至60日	338,506	282,560
61 to 120 days	61至120日	101,857	45,458
121 to 180 days	121至180日	35,368	14,490
181 to 365 days	181至365日	23,729	16,762
Over 365 days	超過365日	26,674	25,335
Less: Provision for impairment	減：減值撥備	(16,536)	(20,791)
		509,598	363,814

The Group applies the simplified approach to provide for expected credit losses prescribed by HKFRS 9, which permits the use of the lifetime expected loss provision for trade receivables. To measure the expected credit losses, these receivables have been grouped based on shared credit risk characteristics and the aging from billing. See Note 3.1(b) for further information about expected credit loss provision.

本集團符合香港財務報告準則第9號採用簡化法計提預期信貸虧損，其中允許就應收賬款使用全期預期虧損撥備。對計量預期信貸虧損，此等應收賬款已按共同信貸風險特性及票據賬齡歸類。有關預期信貸虧損撥備之進一步資料見附註3.1(b)。

NOTES TO THE CONSOLIDATED FINANCIAL STATEMENTS

綜合財務報表附註

26 TRADE AND BILL RECEIVABLES (CONTINUED)

Movements on the provision for impairment of trade and bill receivables are as follows:

		2022 二零二二年 HK\$'000 千港元	2021 二零二一年 HK\$'000 千港元
At beginning of year	於年初	20,791	18,905
Provision for impairment, net	減值撥備淨額	601	293
Write off during the year as uncollectible	年內撇銷為不可收回	(1,726)	(16)
Write-off upon deregistration of a subsidiary	撤銷一間附屬公司註冊時 撤銷	(3,887)	—
Currency translation differences	貨幣匯兌差額	757	1,609
At end of year	於年末	16,536	20,791

The carrying amounts of net trade and bill receivables approximated their fair values as at 31st March 2022 and 2021.

The carrying amounts of net trade and bill receivables were denominated in the following currencies:

		2022 二零二二年 HK\$'000 千港元	2021 二零二一年 HK\$'000 千港元
RMB	人民幣	173,208	135,742
HK\$	港元	336,298	228,061
Other	其他	92	11
		509,598	363,814

Bill receivables of approximately HK\$20,729,000 (2021: HK\$18,109,000) were pledged as collateral for certain of the Group's bill payables.

應收賬款及票據之減值撥備變動如下：

應收賬款及票據淨額之賬面金額與其於二零二二及二零二一年三月三十一日之公允價值相若。

應收賬款及票據淨額之賬面金額以下列貨幣計值：

應收票據約20,729,000港元(二零二一年：約18,109,000港元)抵押作為本集團若干應付票據之抵押品。

NOTES TO THE CONSOLIDATED FINANCIAL STATEMENTS

綜合財務報表附註

27 PREPAYMENTS, DEPOSITS AND OTHER RECEIVABLES

27 預付款項、按金及其他應收賬款

		2022 二零二二年 HK\$'000 千港元	2021 二零二一年 HK\$'000 千港元
Prepayments for purchases	預付採購款項	65,300	72,314
Rental and other deposits	租金及其他按金	12,794	14,425
Value-added tax recoverable	可收回增值稅	11,689	14,615
Others	其他	35,920	10,238
		125,703	111,592
Less: Non-current	減：非即期	(14,499)	(12,540)
Current	即期	111,204	99,052

The carrying amounts of deposits and other receivables approximated their fair values as at 31st March 2022 and 2021 and were denominated in the following currencies:

按金及其他應收賬款之賬面金額與其於二零二二年及二零二一年三月三十一日之公允價值相若，並以下列貨幣計值：

		2022 二零二二年 HK\$'000 千港元	2021 二零二一年 HK\$'000 千港元
RMB	人民幣	10,976	8,257
HK\$	港元	37,668	16,127
US\$	美元	70	279
		48,714	24,663

NOTES TO THE CONSOLIDATED FINANCIAL STATEMENTS

綜合財務報表附註

28 PLEDGED BANK DEPOSITS/CASH AND CASH EQUIVALENTS

28 已抵押銀行存款／現金及現金等值

		2022 二零二二年 HK\$'000 千港元	2021 二零二一年 HK\$'000 千港元
Cash on hand	手頭現金	150	215
Cash at bank	銀行存款	231,852	172,891
		232,002	173,106
Less: Pledged bank deposits	減：已抵押銀行存款	(43,071)	(54,008)
Cash and cash equivalents	現金及現金等值	188,931	119,098

Pledged bank deposits and cash and cash equivalents were denominated in the following currencies:

已抵押銀行存款及現金及現金等值以下列貨幣計值：

		2022 二零二二年 HK\$'000 千港元	2021 二零二一年 HK\$'000 千港元
HK\$	港元	132,560	79,936
RMB	人民幣	80,165	81,752
US\$	美元	19,227	11,376
Others	其他	50	42
		232,002	173,106

The carrying amounts of pledged bank deposits and cash and cash equivalents approximated their fair values as at 31st March 2022 and 2021.

已抵押銀行存款及現金及現金等值之賬面金額與其於二零二二年及二零二一年三月三十一日之公允價值相若。

The effective interest rate on the bank deposit is 0.43% (2021: 1.06%) per annum. These deposits have an average maturity of 31 days (2021: 28 days).

銀行存款之實際利率為每年0.43% (二零二一年：1.06%)。該等存款的平均到期日為31日 (二零二一年：28日)。

As at 31st March 2022, the Group's bank deposits of approximately HK\$43,071,000 (2021: HK\$54,008,000) were pledged as collateral for the Group's bill payables.

於二零二二年三月三十一日，本集團的銀行存款約為43,071,000港元 (二零二一年：54,008,000港元) 已抵押作為本集團應付票據之抵押品。

NOTES TO THE CONSOLIDATED FINANCIAL STATEMENTS

綜合財務報表附註

28 PLEDGED BANK DEPOSITS/CASH AND CASH EQUIVALENTS (CONTINUED)

As at 31st March 2022, pledged bank deposits and cash and bank deposits totalling approximately HK\$77,719,000 (2021: HK\$80,713,000) and HK\$39,000 (2021: HK\$1,972,000) were kept in banks in Mainland China and denominated in RMB and HK\$ respectively. These funds are not freely convertible in the international market with exchange rate determined by the People's Bank of China.

29 TRADE AND BILL PAYABLES

Payment terms with suppliers are either on letters of credit or open account with credit period of 30 to 180 days.

Ageing analysis of trade and bill payables by invoice date is as follows:

		2022 二零二二年 HK\$'000 千港元	2021 二零二一年 HK\$'000 千港元
0 to 60 days	0至60日	358,632	244,911
61 to 120 days	61至120日	5,273	196
121 to 180 days	121至180日	68,900	30
181 to 365 days	181至365日	498	33
Over 365 days	超過365日	259	184
		433,562	245,354

28 已抵押銀行存款／現金及現金等值(續)

於二零二二年三月三十一日，已抵押銀行存款以及現金及銀行存款合共約77,719,000港元(二零二一年：80,713,000港元)及39,000港元(二零二一年：1,972,000港元)存於中國大陸銀行並分別以人民幣及港元計值。此等貨幣並不能在國際市場自由兌換及其匯率由中國人民銀行釐定。

29 應付賬款及票據

與供應商之付款條款均以信用證或具信貸期之記賬方式進行，信貸期介乎30至180日不等。

應付賬款及票據根據發票日期之賬齡分析如下：

NOTES TO THE CONSOLIDATED FINANCIAL STATEMENTS

綜合財務報表附註

29 TRADE AND BILL PAYABLES (CONTINUED)

The carrying amounts of trade and bill payables approximated their fair values as at 31st March 2022 and 2021. They were denominated in the following currencies:

		2022 二零二二年 HK\$'000 千港元	2021 二零二一年 HK\$'000 千港元
RMB	人民幣	79,674	94,590
HK\$	港元	17,615	8,765
US\$	美元	336,270	137,147
Others	其他	3	4,852
		433,562	245,354

29 應付賬款及票據(續)

應付賬款及票據之賬面金額與其於二零二二年及二零二一年三月三十一日之公允價值相若。應付賬款及票據以下列貨幣計值：

30 ACCRUED LIABILITIES AND OTHER PAYABLES

		2022 二零二二年 HK\$'000 千港元	2021 二零二一年 HK\$'000 千港元
Accrual for employee benefit expenses	應計僱員福利支出	27,258	12,087
Accrual for operating expenses	應計經營支出	25,532	21,859
Rental deposits received	已收租賃按金	16,582	14,040
Value-added tax payables	應付增值稅	2,644	2,381
		72,016	50,367
Less: Non-current	減：非即期	(10,403)	(11,147)
Current	即期	61,613	39,220

30 應計負債及其他應付賬款

應計負債及其他應付賬款之金融負債賬面金額與其於二零二二年及二零二一年三月三十一日之公允價值相若，並以下列貨幣計值：

The carrying amounts of financial liabilities in accrued liabilities and other payables approximated their fair values as at 31st March 2022 and 2021 and were denominated in the following currencies:

		2022 二零二二年 HK\$'000 千港元	2021 二零二一年 HK\$'000 千港元
HK\$	港元	12,405	10,418
RMB	人民幣	29,552	25,481
US\$	美元	157	—
		42,114	35,899

NOTES TO THE CONSOLIDATED FINANCIAL STATEMENTS

綜合財務報表附註

31 PROVISIONS

31 撥備

		2022 二零二二年 HK\$'000 千港元	2021 二零二一年 HK\$'000 千港元
Provision for onerous contracts	有償契約之撥備	33,067	33,280
Others	其他	1,295	2,018
		34,362	35,298

Movements on the Group's provision are as follows:

本集團撥備之變動如下：

		Onerous contracts 有償契約 HK\$'000 千港元	Others 其他 HK\$'000 千港元	Total 總計 HK\$'000 千港元
At 1st April 2020	於二零二零年四月一日	—	4,025	4,025
Addition of provision during the year	年內額外 撥備	33,280	—	33,280
Utilisation	使用	—	(2,007)	(2,007)
At 31st March 2021 (Reversal)/addition of provision during the year	於二零二一年三月三十一日 年內(撥回)/ 額外撥備	33,280 (213)	2,018 397	35,298 184
Utilisation	使用	—	(1,120)	(1,120)
At 31st March 2022	於二零二二年三月三十一日	33,067	1,295	34,362

NOTES TO THE CONSOLIDATED FINANCIAL STATEMENTS

綜合財務報表附註

32 BORROWINGS

32 借貸

		2022 二零二二年 HK\$'000 千港元	2021 二零二一年 HK\$'000 千港元
Current	即期		
- Trust receipts bank loans (i)	- 信託收據銀行貸款 (i)	593,598	546,798
- Short-term bank loans (i)	- 短期銀行貸款 (i)	86,099	62,699
- Current portion of long-term bank loans, secured (ii)	- 長期銀行貸款之即期部分，有抵押 (ii)	49,856	48,834
- Current portion of hire-purchase liability, secured (iii)	- 租購負債之即期部分，有抵押 (iii)	862	—
- Other loan (iv)	- 其他貸款 (iv)	6,304	16,562
		736,719	674,893
Non-current	非即期		
- Long-term bank loans, secured (ii)	- 長期銀行貸款，有抵押 (ii)	746,444	779,749
- Hire-purchase liability, secured (iii)	- 租購負債，有抵押 (iii)	3,320	—
- Other loan (iv)	- 其他貸款 (iv)	12,475	—
		762,239	779,749
Total borrowings	借貸總額	1,498,958	1,454,642

Notes:

- (i) As at 31st March 2022 and 2021, trust receipts bank loans were secured by the Group's inventories held under short-term trust receipts bank loan arrangement and corporate guarantee while short-term bank loans were secured by corporate guarantee.
- (ii) As at 31st March 2022, the long-term bank loans of approximately HK\$418,880,000 (2021: HK\$411,621,000) were secured by the pledge of the Group's investment property of approximately HK\$1,482,096,000 (2021: HK\$1,421,966,000) (Note 15) and corporate guarantee. The remaining long-term bank loans of approximately HK\$377,420,000 (2021: HK\$416,962,000) were secured by corporate guarantee and Group's equity interests in certain subsidiaries and in which HK\$40,000,000 (2021: HK\$70,000,000) was further secured by floating charge on all of the assets of a subsidiary.

附註：

- (i) 於二零二二年及二零二一年三月三十一日，信託收據銀行貸款通過本集團短期信託收據下所持有之存貨及公司擔保作抵押，而短期銀行貸款則以公司擔保作抵押。
- (ii) 於二零二二年三月三十一日，約418,880,000港元(二零二一年：411,621,000港元)之長期銀行貸款由本集團投資物業約1,482,096,000港元(二零二一年：1,421,966,000港元)(附註15)作質押及企業擔保。剩餘約377,420,000港元(二零二一年：416,962,000港元)之長期銀行貸款由企業擔保及由本集團於若干附屬公司的權益作抵押，而其中40,000,000港元(二零二一年：70,000,000港元)進一步由一間附屬公司之所有資產進行浮動抵押。

NOTES TO THE CONSOLIDATED FINANCIAL STATEMENTS

綜合財務報表附註

32 BORROWINGS (CONTINUED)

Notes: (Continued)

- (iii) The Group has certain machinery financed by hire purchase arrangement. The rights to the assets will revert to the financier only in the event of a default of the terms under these agreements.

32 借貸(續)

附註：(續)

- (iii) 本集團擁有若干由租購安排融資購買的機器。對資產的權利於違反該等協議項下的條款時才會歸還予融資人。

		2022 二零二二年 HK\$'000 千港元
Gross hire purchase liabilities – minimum lease payments	租購負債總額 – 最低租賃付款	
Not later than 1 year	不遲於1年	1,023
Later than 1 year and not later than 5 years	遲於1年但不遲於5年	3,580
		4,603
Future finance charges on hire purchase	租購的未來財務費用	(421)
		4,182
Total present value of hire purchase is as follows:	租購負債的總現值如下：	
Not later than 1 year	不遲於1年	862
Later than 1 year and not later than 5 years	遲於1年但不遲於5年	3,320
		4,182

- (iv) As at 31st March 2022, other loan represents a loan from a financial institution denominated in US\$, unsecured and repayable by quarterly instalments in accordance with the repayment schedule as stipulated in the loan agreement until March 2025. The loan bears interest at floating rate (2021: Other loan represents a loan denominated in RMB, unsecured and due on 31st July 2021. The loan bears fixed interest rate at 6% per annum).

- (iv) 於二零二二年三月三十一日，其他貸款指金融機構以美元計值之貸款，無擔保並根據貸款協議所訂明之償付計劃按季度分期付款，直至二零二五年三月。貸款按浮動利率計息(二零二一年：其他貸款指以人民幣計值之貸款，無擔保並於二零二一年七月三十一日到期。貸款按6%的固定年利率計息)。

NOTES TO THE CONSOLIDATED FINANCIAL STATEMENTS

綜合財務報表附註

32 BORROWINGS (CONTINUED)

The maturity of the Group's borrowings in accordance with the repayment schedule:

		2022 二零二二年 HK\$'000 千港元	2021 二零二一年 HK\$'000 千港元
Within one year	1年內	736,719	674,893
Between one and two years	1至2年	695,784	63,659
Between two and five years	2至5年	66,455	716,090
		1,498,958	1,454,642

Borrowings were denominated in the following currencies:

		2022 二零二二年 HK\$'000 千港元	2021 二零二一年 HK\$'000 千港元
HK\$	港元	886,825	836,093
RMB	人民幣	504,979	490,882
US\$	美元	107,154	127,667
		1,498,958	1,454,642

The effective interest rates of borrowings (per annum) at the reporting dates are as follows:

		2022 二零二二年	2021 二零二一年
RMB	人民幣	5.9%	5.9%
HK\$	港元	2.4%	3.2%
US\$	美元	2.6%	2.7%

Majority of the Group's borrowings as at 31st March 2022 and 2021 are on floating rate basis and the carrying amounts of the borrowings approximated their fair values.

32 借貸(續)

本集團借貸基於還款時間表之到期情況如下：

借貸以下列貨幣計值：

於報告日，借貸之實際利率(每年)如下：

於二零二二年及二零二一年三月三十一日，本集團之大部分借貸均按浮動利率計息及借貸之賬面金額與其公允價值相若。

NOTES TO THE CONSOLIDATED FINANCIAL STATEMENTS

綜合財務報表附註

32 BORROWINGS (CONTINUED)

The Group has the following floating rate undrawn borrowing facilities:

		2022 二零二二年 HK\$'000 千港元	2021 二零二一年 HK\$'000 千港元
– expiring within one year	– 一年內到期	205,778	505,587
– expiring beyond one year	– 一年後到期	84,000	86,000
		289,778	591,587

32 借貸(續)

本集團有以下未提取之浮息借貸融資：

33 SHARE CAPITAL

		Authorised (Ordinary shares of HK\$0.10 each) 法定 (每股0.10港元之普通股)		Issued and fully paid (Ordinary shares of HK\$0.10 each) 已發行及繳足 (每股0.10港元之普通股)	
		Number of shares '000 千股	Nominal value HK\$'000 千港元	Number of shares '000 千股	Nominal value HK\$'000 千港元
As at 1st April 2020 and 31st March 2021	於二零二零年四月一日及 二零二一年三月三十一日	1,000,000	100,000	641,232	64,123
Less: Repurchased and cancelled	減：回購 及註銷	—	—	(818)	(82)
As at 31st March 2022	於二零二二年三月三十一日	1,000,000	100,000	640,414	64,041

During the year ended 31st March 2022, the Company repurchased and cancelled the ordinary shares on The Stock Exchange of Hong Kong Limited as follows:

截至二零二二年三月三十一日止年度，本公司於香港聯合交易所有限公司回購及註銷普通股股份載列如下：

Month of purchase	回購月份	Number of shares repurchased 回購 股份數目 '000 千股	Highest price paid per share 每股支付 最高價 HK\$ 港元	Lowest price paid per share 每股支付 最低價 HK\$ 港元	Aggregate consideration paid (before expenses) 已付代價 總額(扣除 開支前) HK\$'000 千港元
September 2021	二零二一年九月	318	0.300	0.300	95
November 2021	二零二一年十一月	346	0.450	0.435	153
December 2021	二零二一年十二月	154	0.450	0.450	69

34 SHARE OPTIONS

The existing share option scheme of the Company (the “2021 Share Option Scheme”) was adopted by the Company at the annual general meeting held on 11th August 2021 and the previous share option scheme of the Company adopted on 11th August 2011 (the “2011 Share Option Scheme”) was expired on 10th August 2021, notwithstanding that the share options which have been granted and remained outstanding shall continue to be valid and exercisable subject to and in accordance with the terms on which the share options were granted, the provisions of the 2011 Share Option Scheme and the Listing Rules. Unless otherwise terminated or amended, the 2021 Share Option Scheme shall be valid and effective for a period of ten years commencing on the adoption date (i.e. 11th August 2021) and will expire on 10th August 2031. The purpose of the 2021 Share Option Scheme is to provide incentives to participants to contribute to the Group and/or to enable the Group to recruit and/or to retain high-calibre employees and attract human resources that are valuable to the Group. Eligible participants of the 2021 Share Option Scheme include any employee (whether full time or part time), executive or officers of the Company or any of its subsidiaries (including executive or non-executive directors of the Company) and any business consultant, financial or legal adviser of the Company or any of its subsidiary or any other person, who satisfies the criteria prescribed by the terms of the 2021 Share Option Scheme. The offer of a grant of share options may be accepted no later than twenty-eight (28) days from the date of grant, provided that no such offer shall be open for acceptance after the expiry of the period of ten years commencing on the adoption date of the 2021 Share Option Scheme or after the 2021 Share Option Scheme has been terminated. The amount payable by each grantee of options to the Company on acceptance of the offer for the grant of options is HK\$10.00.

34 購股權

本公司現有購股權計劃(「二零二一年購股權計劃」)由本公司於二零二一年八月十一日舉行的股東週年大會上獲採納，而本公司先前於二零一一年八月十一日採納的購股權計劃(「二零一一年購股權計劃」)已於二零二一年八月十日屆滿，據此已授出但尚未行使之購股權仍為有效及可行使，惟須受購股權授出之條款、二零一一年購股權計劃之條文及上市規則規限及須根據該等條款行使。除非獲終止或修訂，二零二一年購股權計劃將自採納日期(即二零二一年八月十一日)起生效及十年內有效，並將於二零三一年八月十日屆滿。二零二一年購股權計劃旨在激勵參與人士為本集團作出貢獻及／或使本集團得以聘用及／或留用具才幹之僱員及吸納可效力本集團之寶貴人力資源。二零二一年購股權計劃的合資格參與人士包括本公司或任何其附屬公司的任何僱員(不論全職或兼職)、行政或高級管理人員(包括本公司執行或非執行董事)，以及本公司或其任何附屬公司的任何商業顧問、財務或法律顧問，或符合二零二一年購股權計劃之條款所規定標準之任何其他人士。授出購股權之要約可於授出日期起計二十八(28)日內接納，惟於二零二一年購股權計劃獲採納日期起計十年期屆滿後或二零二一年購股權計劃終止後概無相關要約可供接納。各購股權承授人就接納授出購股權之要約應支付的金額為10.00港元。

34 SHARE OPTIONS (CONTINUED)

The subscription price in respect of any option under the 2021 Share Option Scheme shall be determined by the Board in its absolute discretion at the time of the grant of the relevant option and must be at least the highest of (i) the closing price of the Company's shares as stated in the Stock Exchange's daily quotations sheet on the date of grant of the options, which must be a business day; (ii) the average closing prices of the Company's shares as stated in the Stock Exchange's daily quotations sheets for the five (5) business days immediately preceding the date of grant of the options; and (iii) the nominal value of the Company's shares of HK\$0.10 each. The exercise period of the share options granted is determinable by the Board of Directors but in any event, not longer than ten (10) years from the date of grant.

The total number of the Company's shares issued and to be issued upon exercise of the options under 2021 Share Option Scheme and the options granted under any other share option scheme(s) of the Company and/or its subsidiaries to each grantee (including both exercised or outstanding options) in any 12-month period must not exceed 1% of the Company's shares in issue for the time being. Where any further grant of options to a grantee would result in the Company's shares issued and to be issued upon exercise of all options granted and proposed to be granted to such person (including exercised, cancelled and outstanding options) under the 2021 Share Option Scheme and any other share option scheme(s) of the Company and/or its subsidiaries in the 12-month period up to and including the date of such further grant representing in aggregate over 1% of Company's shares in issue, such further grant must be separately approved by the Shareholders in general meeting with such grantee and his close associates (or his associates if the grantee is a connected person) abstaining from voting.

34 購股權(續)

二零二一年購股權計劃項下任何購股權之認購價須由董事會於授出相關購股權時全權酌情釐定，且最少必須以下列最高者為準：(i) 本公司股份於授出購股權日期(必須為營業日)在聯交所每日報價表所報之收市價；(ii) 本公司股份於緊接授出購股權日期前五(5)個營業日在聯交所每日報價表所報之平均收市價；及(iii) 本公司股份面值每股0.10港元。已授出購股權之行使期乃由董事會釐定，惟無論如何不會超過授出日期起計的十(10)年期限。

本公司因行使二零二一年購股權計劃項下的購股權及根據本公司及／或其附屬公司的任何其他購股權計劃向各承授人授出的購股權(包括已行使或尚未行使的購股權)而於任何十二個月期間已發行及將發行的股份總數不得超過目前本公司已發行股份的1%。倘向承授人進一步授出購股權將導致本公司因行使二零二一年購股權計劃及本公司及／或其附屬公司的任何其他購股權計劃項下已授出的所有購股權及擬向相關人士授出的購股權(包括已行使、已註銷或尚未行使購股權)而於十二個月期間直至(包括)該進一步授出日期已發行及將發行的股份合共佔本公司已發行股份1%以上，則該進一步授出須經股東於股東大會上單獨批准，而相關承授人及其緊密聯繫人(或(倘該承授人為關連人士)其聯繫人)須放棄投票。

34 SHARE OPTIONS (CONTINUED)

The limit on the number of shares which may be issued upon exercise of all outstanding options granted and yet to be exercised under the 2021 Share Option Scheme, together with all outstanding options granted and yet to be exercised under any other share option scheme(s) of the Company and/or its subsidiaries (including the 2011 Share Option Scheme), must not exceed 30% of the shares in issue from time to time. No options may be granted under the 2021 Share Option Scheme or any other share option scheme(s) of the Company and/or its subsidiaries if this would result in the 30% limit being exceeded. In addition, the total number of Company's shares which may be issued upon exercise of all options to be granted under the 2021 Share Option Scheme and any other share option scheme(s) of the Company and/or its subsidiaries must not in aggregate exceed 10% of the Company's shares in issue as at the date of adoption of the 2021 Share Option Scheme ("General Limit"). Options lapsed in accordance with the terms of the 2021 Share Option Scheme or any other share option scheme(s) of the Company and/or its subsidiaries shall not be counted for the purpose of calculating the General Limit.

Unless otherwise imposed by the Board and stated in the offer letter, the exercise of an option is not subject to any performance target which must be achieved before the options can be exercised or any minimum period for which an option must be held before it can be exercised.

34 購股權(續)

因行使所有根據二零二一年購股權計劃已授出但尚未行使的購股權以及根據本公司及／或其附屬公司的任何其他購股權計劃（包括二零一一年購股權計劃）已授出但尚未行使的購股權而可能發行的股份數目上限不得超過不時已發行股份的30%。倘根據二零二一年購股權計劃或本公司或其附屬公司之任何其他購股權計劃而授出購股權可導致超過30%限額，則不得授出購股權。此外，因行使根據二零二一年購股權計劃及本公司及／或其附屬公司的任何其他購股權計劃將予授出的所有購股權而可能發行的本公司股份總數合計不得超過二零二一年購股權計劃獲採納日本公司已發行股份的10%（「一般限額」）。一般限額的計算不應包括根據二零二一年購股權計劃的條款已失效的購股權。

除非董事會另有規定並於要約書中說明，否則購股權之行使並無附帶任何須於購股權行使前達致的表現目標或規定在購股權可予行使前必須持有購股權的最短期限。

NOTES TO THE CONSOLIDATED FINANCIAL STATEMENTS

綜合財務報表附註

34 SHARE OPTIONS (CONTINUED)

The 2011 Share Option Scheme has expired on 10th August 2021. No options were granted, exercised and lapsed under 2011 Share Option Scheme during the year ended 31st March 2022. The terms of the 2011 Share Option Scheme shall remain in full force and effect to the extent necessary to give effect to the exercise of options granted prior to its expiration. Movements of share options granted under 2011 Share Option Scheme for the years ended 31st March 2022 and 2021 were as follows:

34 購股權(續)

二零一一年購股權計劃已於二零二一年八月十日到期。截至二零二二年三月三十一日止年度，二零一一年購股權計劃項下概無購股權獲授出、行使或失效。二零一一年購股權計劃條款仍將具備就其屆滿日期前已授出購股權十足效力，以供行使的。截至二零二二年及二零二一年三月三十一日止年度，二零一一年購股權計劃項下授出之購股權變動如下：

Date of grant	Validity period		Exercise price per share	Adjusted exercise price per share (i)	As at 1st April	Granted	Cancelled/lapsed	Exercised	As at 31st March
授予日期	有效期	Notes	每股行使價	每股行使價(i)	於四月一日	授予	註銷/失效	已行使	於三月三十一日
		附註	HK\$	HK\$	'000	'000	'000	'000	'000
			港元	港元	千股	千股	千股	千股	千股
For the year ended 31st March 2022									
截至二零二二年三月三十一日止年度									
20th January 2015	20th January 2015 to 19th January 2025	3	0.928	0.928	2,100	—	—	—	2,100
二零一五年一月二十日	二零一五年一月二十日至二零二五年一月十九日								
27th November 2013	27th November 2013 to 26th November 2023	1	1.300	1.043	1,246	—	—	—	1,246
二零一三年十一月二十七日	二零一三年十一月二十七日至二零二三年十一月二十六日								
16th November 2012	16th November 2012 to 15th November 2022	1, 2	0.670	0.537	2,344	—	—	—	2,344
二零一二年十一月十六日	二零一二年十一月十六日至二零二二年十一月十五日								
					5,690	—	—	—	5,690
For the year ended 31st March 2021									
截至二零二一年三月三十一日止年度									
20th January 2015	20th January 2015 to 19th January 2025	3	0.928	0.928	2,100	—	—	—	2,100
二零一五年一月二十日	二零一五年一月二十日至二零二五年一月十九日								
27th November 2013	27th November 2013 to 26th November 2023	1	1.300	1.043	1,246	—	—	—	1,246
二零一三年十一月二十七日	二零一三年十一月二十七日至二零二三年十一月二十六日								
16th November 2012	16th November 2012 to 15th November 2022	1, 2	0.670	0.537	2,344	—	—	—	2,344
二零一二年十一月十六日	二零一二年十一月十六日至二零二二年十一月十五日								
					5,690	—	—	—	5,690

Notes:

- The exercise prices and number of share options granted prior to 17th December 2014 under the 2011 Share Option Scheme were adjusted for the open offer completed in December 2014.

附註：

- 於二零一四年十二月十七日前根據二零一一年購股權計劃授出之購股權行使價及數目已就二零一四年十二月完成之公開發售作出調整。

34 SHARE OPTIONS (CONTINUED)

Notes: (continued)

2. The share options were vested in five tranches, with each tranche covering one-fifth of the relevant options, i.e. exercisable to the extent of one-fifth of the relevant options and with the 1st, 2nd, 3rd, 4th and 5th tranche becoming exercisable from 16th of November in the years 2012, 2013, 2014, 2015 and 2016 respectively and the years onwards till 15th November 2022.
3. The share options were vested in four tranches, with each tranche covering one-fourth of the relevant options, i.e. exercisable to the extent of one-fourth of the relevant options and with the 1st, 2nd, 3rd and 4th tranche becoming exercisable from 20th of January in the years 2016, 2017, 2018 and 2019 respectively and the years onwards till 19th January 2025.

No options were granted under the 2021 Share Option Scheme during the year ended 31st March 2022.

The total number of shares available for issue upon exercise of all outstanding under the 2011 Share Option Scheme and 2021 Share Option Scheme is 5,690,271 shares (2011 Share Option Scheme: 5,690,271 shares and 2021 Share Option Scheme: Nil), representing 0.89% of the issued share capital of the Company as at 31st March 2022.

The maximum number of shares available for issue upon exercise of share option not yet granted under the 2011 Share Option Scheme and 2021 Share Option Scheme is 64,123,231 shares (2011 Share Option Scheme: Nil and 2021 Share Option Scheme: 64,123,231 shares), representing 10.01% of the issued share capital of the Company as at 31st March 2022.

34 購股權(續)

附註：(續)

2. 購股權分五期歸屬，每一期分別涵蓋相關購股權的五分之一(即最多可行使相關購股權的五分之一)，第一、第二、第三、第四及第五期分別於二零一二年、二零一三年、二零一四年、二零一五年及二零一六年的十一月十六日起可予行使，直至二零二二年十一月十五日止。
3. 購股權分四期歸屬，每一期分別涵蓋相關購股權的四分之一(即最多可行使相關購股權的四分之一)，第一、第二、第三及第四期分別於二零一六年、二零一七年、二零一八年及二零一九年的一月二十日起可予行使，直至二零二五年一月十九日止。

於截至二零二二年三月三十一日期間，概無根據二零二一年購股權計劃授出任何購股權。

根據二零一一年購股權計劃及二零二二年購股權計劃，待所有已授出而尚未行使之購股權獲行使時，可予發行之股份總數為5,690,271股(二零一一年購股權計劃：5,690,271股及二零二二年購股權計劃：無)，佔本公司於二零二二年三月三十一日之已發行股本的0.89%。

根據二零一一年購股權計劃及二零二二年購股權計劃，待尚未授出之購股權獲行使時，可予發行之股份數目上限為64,123,231股(二零一一年購股權計劃：無及二零二一年購股權計劃：64,123,231股)，佔本公司於二零二二年三月三十一日之已發行股本的10.01%。

NOTES TO THE CONSOLIDATED FINANCIAL STATEMENTS

綜合財務報表附註

35 RESERVES

35 儲備

		Share premium	Share option reserve	Capital redemption reserve (ii)	Statutory reserves (i)	Capital reserve	Hedge reserve	Other reserve	Financial assets at FVOCI reserve	Cumulative foreign currency translation reserve	Retained earnings	Total
		股份溢價	購股權儲備	資本贖回儲備 (ii)	法定儲備 (i)	資本儲備	對沖儲備	其他儲備	按公允價值計入其他全面收入之金融資產儲備	累計外幣匯兌調整	保留溢利	總額
		HK\$'000	HK\$'000	HK\$'000	HK\$'000	HK\$'000	HK\$'000	HK\$'000	HK\$'000	HK\$'000	HK\$'000	HK\$'000
		千港元	千港元	千港元	千港元	千港元	千港元	千港元	千港元	千港元	千港元	千港元
As at 1st April 2020	於二零二零年四月一日	426,253	7,851	80,624	18,068	58,355	—	(15,703)	(427)	(82,197)	248,898	741,722
Profit for the year	年內溢利	—	—	—	—	—	—	—	—	—	1,673	1,673
<i>Other comprehensive income/(loss)</i>	<i>其他全面收入/(虧損)</i>											
Net fair value change of cash flow hedge	現金流量對沖之公允價值變動淨額	—	—	—	—	—	(1,084)	—	—	—	—	(1,084)
Currency translation differences	貨幣匯兌差額	—	—	—	—	—	—	—	—	101,009	—	101,009
Change in financial assets at FVOCI (Note 22)	按公允價值計入其他全面收入之金融資產之變動(附註22)	—	—	—	—	—	—	—	996	—	—	996
<i>Transaction with owners in their capacity as owners</i>	<i>與擁有人以其擁有人身份進行之交易</i>											
Lapse of share options	購股權失效	—	(6,794)	—	—	5,762	—	—	—	—	1,032	—
Change of ownership interest in subsidiaries	於附屬公司的擁有權權益變動	—	—	—	—	(24,363)	—	3,558	—	—	—	(20,805)
Share repurchase of non-controlling interests	非控制性權益之股份回購	—	—	—	1,283	(10)	—	—	—	—	(1,186)	87
Appropriation of statutory reserves	撥充法定儲備	—	—	—	39	—	—	—	—	—	(39)	—
As at 31st March 2021	於二零二一年三月三十一日	426,253	1,057	80,624	19,390	39,744	(1,084)	(12,145)	569	18,812	250,378	823,598

NOTES TO THE CONSOLIDATED FINANCIAL STATEMENTS

綜合財務報表附註

35 RESERVES (CONTINUED)

35 儲備(續)

		Share premium	Share option reserve	Capital redemption reserve (ii)	Statutory reserves (i)	Capital reserve	Hedge reserve	Other reserve	Financial assets at FVOCI reserve	Cumulative foreign currency translation reserve	Retained earnings	Total
		股份溢價	購股權儲備	資本贖回儲備(ii)	法定儲備(i)	資本儲備	對沖儲備	其他儲備	按公允價值計入其他全面收入之金融資產儲備	累計外幣匯兌儲備	保留溢利	總額
		HK\$'000	HK\$'000	HK\$'000	HK\$'000	HK\$'000	HK\$'000	HK\$'000	HK\$'000	HK\$'000	HK\$'000	HK\$'000
		千港元	千港元	千港元	千港元	千港元	千港元	千港元	千港元	千港元	千港元	千港元
As at 1st April 2021	於二零二一年四月一日	426,253	1,057	80,624	19,390	39,744	(1,084)	(12,145)	569	18,812	250,378	823,598
Profit for the year	年內溢利	—	—	—	—	—	—	—	—	—	65,503	65,503
<i>Other comprehensive income/(loss)</i>	<i>其他全面收入/(虧損)</i>											
Net fair value change of cash flow hedge	現金流量對沖之公允價值變動淨額	—	—	—	—	—	2,268	—	—	—	—	2,268
Currency translation differences	貨幣匯兌差額	—	—	—	—	—	—	—	—	54,268	—	54,268
Release of exchange reserve upon deregistration of subsidiaries	附屬公司撤銷註冊時匯兌儲備釋出	—	—	—	—	—	—	—	—	(1,131)	—	(1,131)
Change in financial assets at FVOCI (Note 22)	按公允價值計入其他全面收入之金融資產之變動(附註22)	—	—	—	—	—	—	—	(1,454)	—	—	(1,454)
<i>Transaction with owners in their capacity as owners</i>	<i>與擁有人以其擁有人身份進行的交易</i>											
Shares repurchased and cancelled	股份回購及註銷	(240)	—	322	—	—	—	—	—	—	(322)	(240)
Dividend paid	支付股息	—	—	—	—	—	—	—	—	—	(16,018)	(16,018)
Appropriation of statutory reserves	撥充法定儲備	—	—	—	396	—	—	—	—	—	(396)	—
As at 31st March 2022	於二零二二年三月三十一日	426,013	1,057	80,946	19,786	39,744	1,184	(12,145)	(885)	71,949	299,145	926,794

Notes:

- (i) Statutory reserves represent enterprise expansion reserve fund and general reserve fund set up by certain subsidiaries in Mainland China. As stipulated by regulations in Mainland China, the subsidiaries established and operated in Mainland China are required to appropriate a portion of their after-tax profit (after offsetting prior year losses) to the enterprise expansion reserve fund and general reserve fund, at rates determined by their respective boards of Directors. The general reserve fund may be used for making up losses and increasing capital, while the enterprise expansion reserve fund may be used for increasing capital.
- (ii) The capital redemption reserve has been established upon repurchase of shares.

附註：

- (i) 法定儲備即由中國大陸若干附屬公司設立之企業發展儲備基金及一般儲備基金。按照中國大陸法規訂明，於中國大陸成立及經營之附屬公司須於其除稅後溢利（經抵銷過往年度虧損）撥出部分至企業發展儲備基金及一般儲備基金，比率乃由其各自董事會釐定。一般儲備基金可用作抵銷虧損及增加股本，而企業發展儲備基金可用作增加股本。
- (ii) 資本贖回儲備已於回購股份時設立。

NOTES TO THE CONSOLIDATED FINANCIAL STATEMENTS

綜合財務報表附註

36 CONSOLIDATED STATEMENT OF CASH FLOWS

36 綜合現金流量表

(a) Reconciliation of profit before income tax to net cash generated from operations is as follows:

(a) 除所得稅前溢利與經營所得之現金淨額對賬如下：

		2022 二零二二年 HK\$'000 千港元	2021 二零二一年 HK\$'000 千港元
Profit before income tax	除所得稅前溢利	83,006	13,362
Share of results of investments accounted for using the equity method	應佔按權益法入賬之投資之業績	12,550	19,724
Interest income	利息收入	(1,066)	(1,110)
Interest expenses	利息支出	62,502	64,024
Dividend income	股息收入	(657)	—
Depreciation of property, plant and equipment	物業、廠房及設備之折舊	6,470	13,046
Depreciation of right-of-use assets	使用權資產之折舊	9,800	12,308
Loss on disposals of property, plant and equipment	出售物業、廠房及設備之虧損	96	145
Gain on modification of lease	租賃修訂之收益	(1,141)	(2,865)
Unrealised exchange gain	未變現匯兌收益	2,378	(817)
Release of exchange reserve upon derecognition of subsidiaries	附屬公司撤銷註冊時之匯兌儲備釋出	(1,131)	—
Impairment losses of property, plant and equipment	物業、廠房及設備減值虧損	—	572
Amortisation of intangible assets	無形資產之攤銷	710	783
Fair value (gain)/loss on investment properties	投資物業之公允價值(收益)/虧損	(832)	8,362
Provision for impairment of trade and bill receivables - net	應收賬款及票據減值撥備－淨額	601	293
Reversal of impairment of inventories - net	存貨減值撥回－淨額	(1,051)	(1,825)
(Reversal of)/provision for onerous contracts	有償契約(撥回)/撥備	(213)	33,280
Operating profit before working capital changes	營運資金變動前之經營收益	172,022	159,282
– Inventories	– 存貨	(99,551)	(78,589)
– Trade and bill receivables	– 應收賬款及票據	(140,113)	6,810
– Prepayments, deposits and other receivables	– 預付款項、按金及其他應收賬款	(10,773)	(4,163)
– Trade and bill payables	– 應付賬款及票據	182,518	70,314
– Receipts in advance and deferred revenue	– 預收款項及遞延收入	23,094	(6,506)
– Accrued liabilities and other payables	– 應計負債及其他應付賬款	18,617	(2,500)
Net cash generated from operations	經營所得之現金淨額	145,814	144,648

NOTES TO THE CONSOLIDATED FINANCIAL STATEMENTS

綜合財務報表附註

36 CONSOLIDATED STATEMENT OF CASH FLOWS (CONTINUED)

36 綜合現金流量表(續)

(b) In the consolidated statement of cash flows, proceeds from disposals of property, plant and equipment comprise:

(b) 於綜合現金流量表中，出售物業、廠房及設備之所得款項包括：

		2022 二零二二年 HK\$'000 千港元	2021 二零二一年 HK\$'000 千港元
Net book amount (Note 14)	賬面淨額(附註14)	102	280
Loss on disposals of property, plant and equipment (Note 7)	出售物業、廠房及設備之虧損(附註7)	(96)	(145)
Sales proceeds of disposals of property, plant and equipment	出售物業、廠房及設備之銷售所得款項	6	135

(c) Reconciliation of liabilities from financing activities

(c) 融資活動之負債對賬

		Liabilities from financing activities 融資活動負債				Total 總額 HK\$'000 千港元
		Borrowing due within 1 year 一年內 到期之借貸 HK\$'000 千港元	Borrowing due after 1 year 一年後 到期之借貸 HK\$'000 千港元	Lease liabilities 租賃負債 HK\$'000 千港元	Hire purchase liabilities 租購負債 HK\$'000 千港元	
Net debt as at 31st March 2020	於二零二零年三月三十一日之淨債務	560,555	855,083	27,192	—	1,442,830
Proceeds from borrowings	借貸所得款項	69,019	171,000	—	—	240,019
Repayment of bank borrowings	償還銀行借貸	(79,616)	(230,000)	—	—	(309,616)
Net decreased in trust receipt bank loans	信託收據銀行貸款淨額減少	66,486	—	—	—	66,486
Additions	添置	—	—	3,064	—	3,064
Interest expenses on lease liabilities	租賃負債之利息支出	—	—	824	—	824
Payment for lease liabilities	租賃負債付款	—	—	(12,118)	—	(12,118)
Other non-cash movements	其他非現金變動	48,834	(47,980)	(12,531)	—	(11,677)
Foreign exchange adjustments	外匯調整	9,615	31,646	88	—	41,349
Net debt as at 31st March 2021	於二零二一年三月三十一日之淨債務	674,893	779,749	6,519	—	1,461,161

NOTES TO THE CONSOLIDATED FINANCIAL STATEMENTS

綜合財務報表附註

36 CONSOLIDATED STATEMENT OF CASH FLOWS (CONTINUED)

36 綜合現金流量表(續)

(c) Reconciliation of liabilities from financing activities (Continued)

(c) 融資活動之負債對賬(續)

		Liabilities from financing activities 融資活動負債				Total 總額 HK\$'000 千港元
		Borrowing due within 1 year 一年內 到期之借貸 HK\$'000 千港元	Borrowing due after 1 year 一年後 到期之借貸 HK\$'000 千港元	Lease liabilities 租賃負債 HK\$'000 千港元	Hire purchase liabilities 租購負債 HK\$'000 千港元	
Net debt as at 31st March 2021	於二零二一年三月三十一日之淨債務	674,893	779,749	6,519	—	1,461,161
Proceeds from borrowings	借貸所得款項	95,680	372,452	—	4,600	472,732
Repayment of bank borrowings	償還銀行借貸	(116,516)	(379,768)	—	—	(496,284)
Net increased in trust receipt bank loans	信託收據銀行貸款淨額增加	46,800	—	—	—	46,800
Additions	添置	—	—	33,166	—	33,166
Interest expenses	利息支出	—	—	477	93	570
Payment for lease liabilities/hire purchase liabilities	租賃負債/租購負債付款	—	—	(8,378)	(511)	(8,889)
Other non-cash movements	其他非現金變動	30,241	(29,695)	(9,373)	—	(8,827)
Foreign exchange adjustments	外匯調整	4,759	16,181	3	—	20,943
Net debt as at 31st March 2022	於二零二二年三月三十一日之淨債務	735,857	758,919	22,414	4,182	1,521,372

37 TRANSACTION WITH NON-CONTROLLING INTEREST

(a) Acquisition of remaining 40% equity interests in Hongkong and Shanghai Land Capital Ltd. and HSL Capital Holdings Limited

On 4th December 2020, the Group acquired the remaining 40% of the issued shares of Hongkong and Shanghai Land Capital Ltd. and HSL Capital Holdings Limited (Together the “HSL Group”) at a consideration of HK\$20,000,000. The differences between the amount by which the non-controlling interests are adjusted to reflect the changes in interests in the HSL Group of HK\$4,523,000 and the consideration paid is recognised as Capital reserve, totalling to HK\$24,363,000.

(b) Deemed acquisition of Shanghai Bao Shun Chang International Trading Co., Ltd

On 18th January 2021, Shanghai Bao Shun Chang International Trading Co., Ltd (“BSC”), a 80.9% owned subsidiary of the Company, had repurchased from two of the shareholders of their 2.9% equity interests in BSC at a consideration of RMB2,182,000 (equivalent to approximately HK\$2,614,000). Upon the completion of the transaction, the Group’s shareholding in BSC increased from 80.9% to 83.3%. The differences between the amount by which the non-controlling interests are adjusted to reflect the changes in interests in BSC of HK\$2,701,000 and the consideration paid resulting in net increases in reserves of HK\$87,000.

37 與非控制性權益之交易

(a) 收購 Hongkong and Shanghai Land Capital Ltd. 及滬港資本控股有限公司餘下 40% 的股權

於二零二零年十二月四日，本集團以代價 20,000,000 港元收購 Hongkong and Shanghai Land Capital Ltd. 及滬港資本控股有限公司(統稱「HSL 集團」)餘下的 40% 已發行股份。調整非控股性權益以反映於 HSL 集團權益變動而作出的金額 4,523,000 港元與已付代價的差額已確認為資本儲備，總額為 24,363,000 港元。

(b) 視作收購上海寶順昌國際貿易有限公司

於二零二一年一月十八日，上海寶順昌國際貿易有限公司(「寶順昌」)(本公司擁有 80.9% 權益之附屬公司)以代價人民幣 2,182,000 元(相當於約 2,614,000 港元)自兩名股東購回彼等於寶順昌擁有的 2.9% 股權。交易完成後，本集團於寶順昌的股權由 80.9% 增加至 83.3%。調整非控股性權益以反映於寶順昌權益變動而作出的金額 2,701,000 港元與已付代價的差額致使儲備淨增長 87,000 港元。

37 TRANSACTION WITH NON-CONTROLLING INTEREST (CONTINUED)

(c) Acquisition of remaining 40% equity interests in China Sources Technology Limited

On 1st April 2020, VSC China Property Limited, a wholly-owned subsidiary, acquired the entire issued shares of China Sources Technology Limited at a consideration of US\$1. Upon the completion of the transaction, the Group deemed to acquire the remaining 40% equity interest in China Sources Technology Limited and the differences between the amount by which the non-controlling interests are adjusted to reflect the changes in interests of HK\$3,664,000 and the consideration paid is recognised as Other reserve, totalling to HK\$3,558,000.

The effect on the equity attributable to the owners of the Group during the year ended 31st March 2021 is summarised as follows:

37 與非控制性權益之交易(續)

(c) 收購China Sources Technology Limited餘下40%的股權

於二零二零年四月一日，全資附屬公司VSC China Property Limited以代價1美元收購China Sources Technology Limited的全部已發行股份。交易完成後，本集團被視為收購China Sources Technology Limited餘下40%的股權，且調整非控股性權益以反映權益變動而作出的金額3,664,000港元與已付代價的差額已確認為其他儲備，總額為3,558,000港元。

於截至二零二一年三月三十一日止年度本集團擁有人應佔權益的影響概述如下：

		2021 二零二一年 HK\$'000 千港元
Carrying amount of non-controlling interest acquired	所收購非控制性權益之賬面值	1,842
Consideration paid to non-controlling interests	已付非控制性權益代價	(22,614)
Exchange difference	匯兌差額	54
Excess of consideration paid recognised in reserves within equity	權益內儲備中確認已支付代價之差額	(20,718)

There were no transactions with non-controlling interests for the year ended 31st March 2022.

截至二零二二年三月三十一日止年度，概無與非控制性權益進行任何交易。

38 COMMITMENTS

(a) Commitments under operating leases

(i) *Lessor*

The Group leases investment properties under non-cancellable operating lease agreements. The lease agreements are renewable at the end of the lease period at market rate.

As at 31st March 2022, the Group had total commitments receivable under various non-cancellable operating lease agreements in respect of rented premises of HK\$29,800,000 (2021: HK\$25,235,000).

(ii) *Lessee*

The Group leases various retail outlets, offices, warehouses and sites under non-cancellable operating lease agreements. The majority of lease agreements are renewable at the end of the lease period at market rate. See Note 16 for further information.

As at 31st March 2022, the Group had total commitments payable under various non-cancellable operating lease agreements in respect of short-term and low-value leases of HK\$638,000 (2021: HK\$781,000) which will be recognised as an expense in the forthcoming consolidated income statement.

38 承擔

(a) 營業租賃承擔

(i) 出租人

本集團根據不可撤銷之營業租約出租投資物業。租約可在租期屆滿後以市場租值續簽。

於二零二二年三月三十一日，本集團就出租物業而訂立之多份不可撤銷營業租約之應收承擔總額為29,800,000港元(二零二一年：25,235,000港元)。

(ii) 承租人

本集團根據不可撤銷之營業租約承租多個零售商舖、辦公室、貨倉及工地。大部分租約可在租期屆滿後以市場租值續簽。進一步資料見附註16。

於二零二二年三月三十一日，本集團於多項短期及低價值租賃的不可撤銷之營業租約項下之應付總承擔為638,000港元(二零二一年：781,000港元)，將在將來的綜合損益表中確認為開支。

NOTES TO THE CONSOLIDATED FINANCIAL STATEMENTS

綜合財務報表附註

38 COMMITMENTS (CONTINUED)

(b) Capital commitments

Significant commitment contracted for at the end of the reporting period but not recognised as liability and capital commitment is as follows:

		2022 二零二二年 HK\$'000 千港元	2021 二零二一年 HK\$'000 千港元
Contracted but not provided for renovation work for an investment property	已訂約但尚未撥備之一個投資物業之翻修工程	81	39
Commitment to provide funding for associate's capital commitments, if called	承諾於有需要時於聯營公司注資之承擔	11,196	18,313
		11,277	18,352

39 RELATED PARTY TRANSACTIONS

The major shareholder of the Company is Mr. Yao Cho Fai Andrew ("Mr. Yao"), who directly owns 0.61% of the Company's shares and indirectly owns 13.95% and 29.73% of the Company's shares through his controlling companies, namely Perfect Capital International Corp. ("Perfect Capital", a company incorporated in the British Virgin Island and 100% owned by Mr. Yao) and Huge Top Industrial Ltd. (a company incorporated in the British Virgin Island, in which Mr. Yao directly holds approximately 48.81% and indirectly through Perfect Capital owns approximately 42.86%), respectively. The remaining shares of the Company are held by general public.

Mr. Yao is the Chairman of the Board.

Save as disclosed elsewhere in the consolidated financial statements, the significant related party transactions are disclosed below. The transactions with related parties were conducted in the ordinary and usual course of business in accordance with terms agreed between the Group and its related parties.

38 承擔(續)

(b) 資本承擔

於報告期末已訂約但尚未確認為負債及資本承擔之重大承擔如下：

39 關聯方交易

本公司的主要股東為姚祖輝先生(「姚先生」)，彼直接持有本公司0.61%股份，以及透過其控股公司Perfect Capital International Corp. (「Perfect Capital」，一間於英屬處女群島註冊成立之公司，由姚先生持有100%權益)及Huge Top Industrial Ltd. (一間於英屬處女群島註冊成立之公司，由姚先生直接持有約48.81%權益及透過Perfect Capital間接持有約42.86%權益)分別間接擁有本公司13.95%及29.73%股份。本公司餘下股份由公眾持有。

姚先生為董事會主席。

除綜合財務報表其他部分所披露者外，重大關聯方交易披露如下。關聯方交易按本集團與其關聯方協定之條款於一般及日常業務過程中進行。

NOTES TO THE CONSOLIDATED FINANCIAL STATEMENTS

綜合財務報表附註

39 RELATED PARTY TRANSACTIONS (CONTINUED)

39 關聯方交易(續)

(a) Related parties balance and transactions

(a) 關聯方結餘及交易

Balances with related parties

與關聯方之結餘

	Note 附註	2022 二零二二年 HK\$'000 千港元	2021 二零二一年 HK\$'000 千港元
Deferred revenue			
– a joint venture	(i)	6,019	5,979
– an associate	(ii)	1,258	1,114
		7,277	7,093

The balances with the related parties are included in "Receipt in advances and deferred revenue".

與關聯方之結餘計入「預收款項及遞延收入」。

Transaction with related parties

The following is a summary of significant related party transactions, which were carried out in the normal course of the Group's business:

與關聯方之交易

於本集團正常業務過程中進行之重大關聯交易概要如下：

	Note 附註	2022 二零二二年 HK\$'000 千港元	2021 二零二一年 HK\$'000 千港元
Management fee income for services provided to			
– a joint venture	(i)	23,938	23,843
– an associate	(ii)	15,723	26,923
		39,661	50,766

**39 RELATED PARTY TRANSACTIONS
(CONTINUED)**

**(a) Related parties balance and transactions
(Continued)**

Transaction with related parties (Continued)

Notes:

- (i) During the year ended 31st March 2022, management services were provided by an indirect subsidiary of the Company to HSL Shanghai Office Partners I Limited, a joint venture of the Group at prices mutually agreed by both parties.
- (ii) During the year ended 31st March 2022, management services were provided by indirect subsidiaries of the Company to Skyline Holdings (BVI) Limited, an associate of the Group, at prices mutually agreed by both parties.

(b) Key management compensation

39 關聯方交易(續)

(a) 關聯方結餘及交易(續)

與關聯方之交易(續)

附註：

- (i) 於截至二零二二年三月三十一日止年度，由本公司之一間間接附屬公司按雙方同意之價格向本集團一間合營公司HSL Shanghai Office Partners I Limited提供之管理服務。
- (ii) 於截至二零二二年三月三十一日止年度，由本公司之間接附屬公司按雙方同意之價格向本集團聯營公司Skyline Holdings (BVI) Limited提供之管理服務。

(b) 主要管理層報酬

		2022 二零二二年 HK\$'000 千港元	2021 二零二一年 HK\$'000 千港元
Salaries and allowances	薪金及津貼	13,054	13,310
Bonus	花紅	4,915	5,147
Pension costs – defined contribution schemes	退休金成本—界定供款計劃	414	267
		18,383	18,724

NOTES TO THE CONSOLIDATED FINANCIAL STATEMENTS

綜合財務報表附註

40 CONTINGENT LIABILITIES

In carrying out the ordinary course of business, the Group is subject to the risk of being named as defendant in legal actions, claims and disputes in connection with its business activities. The nature of the legal proceedings initiated against the Group mainly includes claims for compensation by the Group's existing or former employees for work related injuries. The Group maintains insurance cover and, in the opinion of the Directors, based on current available evidence, any such existing claims and legal proceedings against the Group are not expected to have significant adverse financial impact to the Group as at 31st March 2022.

Other than the above, as at 31st March 2022, the Group did not have any material contingent liability (2021: Nil).

40 或然負債

於日常業務過程中，本集團面對與業務活動相關訴訟、索償及爭議而成為被告之風險。對本集團提出之法律程序性質主要包括本集團現任或前僱員就工傷提出之賠償申索。本集團已投保，而根據現有證據，董事認為任何該等對本集團之現有索償及法律程序於二零二二年三月三十一日預期不會對本集團造成重大不利財務影響。

除上述者外，於二零二二年三月三十一日，本集團並無任何重大或然負債(二零二一年：無)。

41 STATEMENT OF FINANCIAL POSITION AND RESERVE MOVEMENT OF THE COMPANY

41 本公司財務狀況表及儲備變動

		2022 二零二二年 HK\$'000 千港元	2021 二零二一年 HK\$'000 千港元
Non-current assets	非流動資產		
Investments in subsidiaries	於附屬公司之投資	671,304	667,597
Current assets	流動資產		
Prepayments, deposits and other receivables	預付款項、按金及其他 應收賬款	119	121
Cash and cash equivalents	現金及現金等值	3,958	328
		4,077	449
Total assets	總資產	675,381	668,046
Equity	權益		
Capital and reserves attributable to owners of the Company	本公司擁有人應佔股本及儲備		
Share capital	股本	64,041	64,123
Reserves	儲備	609,944	603,090
Total equity	權益總額	673,985	667,213
Liabilities	負債		
Current liabilities	流動負債		
Accrued liabilities and other payables	應計負債及其他應付賬款	1,396	833
Total equity and liabilities	權益及負債總額	675,381	668,046

NOTES TO THE CONSOLIDATED FINANCIAL STATEMENTS

綜合財務報表附註

41 STATEMENT OF FINANCIAL POSITION AND RESERVE MOVEMENT OF THE COMPANY (CONTINUED)

41 本公司財務狀況表及儲備變動 (續)

(a) Reserve movement of the Company

(a) 本公司儲備變動

		Share premium 股份溢價 HK\$'000 千港元	Share option reserve 購股權儲備 HK\$'000 千港元	Capital redemption reserve 資本贖回儲備 HK\$'000 千港元 Note (i) 附註(i)	Contributed surplus 繳入盈餘 HK\$'000 千港元 Note (i) 附註(i)	Retained earnings 保留溢利 HK\$'000 千港元	Total 總額 HK\$'000 千港元
At 1st April 2020	於二零二零年 四月一日	426,253	1,059	80,624	53,986	17,229	579,151
Profit for the year	年度溢利	—	—	—	—	23,939	23,939
At 31st March 2021	於二零二一年 三月三十一日	426,253	1,059	80,624	53,986	41,168	603,090
Profit for the year	年度溢利	—	—	—	—	23,112	23,112
Transaction with owners in their capacity as owners	擁有人以其擁有人之身份進行的交易						
Shares repurchased and cancelled	股份回購及註銷	(240)	—	322	—	(322)	(240)
Dividends paid	已付股息						
- 2020/21 special dividend	- 二零二零/二一年特別股息	—	—	—	—	(6,412)	(6,412)
- 2021/22 interim dividend	- 二零二一/二二年中期股息	—	—	—	—	(9,606)	(9,606)
At 31st March 2022	於二零二二年 三月三十一日	426,013	1,059	80,946	53,986	47,940	609,944

Notes:

- (i) The capital redemption reserve has been established upon repurchase of shares.
- (ii) The contributed surplus of the Company represents the difference between the aggregate of the nominal values of the shares of the subsidiaries acquired at the date of acquisition, over the nominal value of the shares of the Company issued in exchange thereof.

In addition to the retained profits, under the Companies Act 1981 of Bermuda (as amended), contributed surplus is also available for distribution to shareholders. However, the Company cannot declare or pay a dividend, or make a distribution out of contributed surplus if (i) the Company is, or would after the payment be, unable to pay its liabilities as they become due; or (ii) the realisable value of the Company's assets would thereby be less than the aggregate of its liabilities and its issued share capital and share premium account.

附註：

- (i) 資本贖回儲備已於回購股份時設立。
- (ii) 本公司繳入盈餘指於收購日期收購附屬公司之股份面值總額與本公司因此發行以作交換之股份面值兩者間之差額。

除保留溢利外，根據百慕達一九八一年公司法（經修訂），繳入盈餘亦可分派予股東。然而，倘(i)本公司不能或於繳款後將不能支付到期之負債；或(ii)本公司之可變現資產價值低於其負債及已發行股本及股份溢價賬之總額，則本公司不得自繳入盈餘中宣派或派發股息或作出分派。

42 EVENTS AFTER THE REPORTING PERIOD

Since late March 2022, the COVID-19 outbreak in Shanghai has caused momentarily disruption to business and economic activities. Although the situation remains fluid as at the date of the consolidated financial statements which are authorised for issue, the Directors considered that the direct financial impact arising from COVID-19 on the Group's consolidated financial statements are not material. The fair values of the Group's investment properties and the investment properties held by the Group's associate and joint venture at 31st March 2022 was estimated based on a range of forecast economic conditions as at that date and information available on that date without undue cost or effort. The impact on certain key assumptions will be considered when determining the severity and likelihood of downside economic scenarios that will be used to estimate fair values of investment properties.

Save as disclosed above, the Group had no other significant subsequent event after the reporting period.

42 報告期後事項

自二零二二年三月底以來，2019冠狀病毒病於上海爆發，導致業務及經濟活動短暫停擺。由於疫情在此等綜合財務報表獲授權刊發當日的情況仍不時變化，董事認為2019冠狀病毒病對本集團綜合財務報表產生之直接財務影響並不重大。於二零二二年三月三十一日本集團的投資物業及本集團聯營公司及合營公司持有之投資物業之公允價值估算，乃基於該日一系列經濟狀況預測及無需不必要成本或精力即可得之資料而作出。於釐定經濟下行帶來之嚴重性及可能性（其將用於評估投資物業之公允價值）時將考慮若干關鍵假設之影響。

除上述所披露者外，本集團於報告期後概無其他重大期後事項。



www.hkshalliance.com