



DATRONIX HOLDINGS LIMITED  
連達科技控股有限公司\*

(Stock Code 股份代號: 889)

Interim Report  
**2022**  
中期報告

\* For identification purposes only 僅供識別

# A W A R D S



**MICRO SYSTEMS ENGINEERING**  
"Supplier Excellence"



**ASTRONICS**  
"Best Value Added"



**ASTRONICS**  
"Customer Intimacy Strategy"



**MEDTRONIC**  
"Outstanding Performance"



**PHYSIO CONTROL**  
"Supplier of the Year"




**LUTRON**  
"Preferred Supplier"



**LUTRON**  
"Customer Service"



**DATAFORTH**  
"Vendor of the Year"



**LUTRON**  
"Outstanding New Supplier"

# A W A R D S



**XICOM**  
"Outstanding Performance"



**MICRO SYSTEMS  
ENGINEERING**  
"Special Recognition Award"



**MEDTRONIC**  
"Supplier of the Year"



**LUTRON**  
"Supplier of the Year"



**VICOR**  
"Outstanding Supplier  
Achievement Award"



**XICOM**  
"President's Award"

# Customer Recognition For Quality, Service, Value




**Polycom**



**Ericsson**



**Milwaukee**




**Preferred supplier  
General Electric**




**Physio Control  
(Div. of Medtronic)**



**Preferred supplier  
Primex Aerospace**



**Digital Equipment corp**




**Xerox**



**United Technologies**

# A W A R D S



Xerox



Xerox



ICL/Fujitsu



Xerox



Xerox



Xerox



Tektronix



Sola Electric



Tektronix

# Customer Recognition For Quality, Service, Value




Honeywell



Honeywell



Harris



Honeywell



Honeywell



Delco



Honeywell



Hughes Aircraft  
General Motors



IBM

## BOARD OF DIRECTORS

### Executive Directors

SIU Paul Y. (Chairman)  
SHUI Wai Mei (Vice Chairman)  
SIU Ronald (Vice Chairman)  
SHEUNG Shing Fai  
SIU Nina Margaret

### Independent Non-executive Directors

CHUNG Pui Lam  
LEE Kit Wah  
WONG Wah Sang, Derek

### AUDIT COMMITTEE

LEE Kit Wah  
CHUNG Pui Lam  
WONG Wah Sang, Derek

### REMUNERATION COMMITTEE

CHUNG Pui Lam  
LEE Kit Wah  
WONG Wah Sang, Derek  
SIU Paul Y.

### NOMINATION COMMITTEE

CHUNG Pui Lam  
LEE Kit Wah  
WONG Wah Sang, Derek  
SHEUNG Shing Fai

### QUALIFIED ACCOUNTANT

MOK Sim Wa

### COMPANY SECRETARY

LEUNG Sau Fong

### AUTHORISED REPRESENTATIVES

SIU Paul Y.  
SHEUNG Shing Fai

### AUDITOR

BDO Limited  
25/F Wing On Centre  
111 Connaught Road Central  
Hong Kong

## 董事會

### 執行董事

蕭保羅 (主席)  
徐惠美 (副主席)  
蕭佑忠 (副主席)  
商承輝  
蕭蓮娜

### 獨立非執行董事

鍾沛林  
李傑華  
黃華生

### 審核委員會

李傑華  
鍾沛林  
黃華生

### 薪酬委員會

鍾沛林  
李傑華  
黃華生  
蕭保羅

### 提名委員會

鍾沛林  
李傑華  
黃華生  
商承輝

### 合資格會計師

莫嬋華

### 公司秘書

梁秀芳

### 授權代表

蕭保羅  
商承輝

### 核數師

香港立信德豪會計師事務所有限公司  
香港  
干諾道中111號  
永安中心25樓

**REGISTERED OFFICE**

Clarendon House  
2 Church Street  
Hamilton HM11  
Bermuda

**PRINCIPAL PLACE OF BUSINESS  
IN HONG KONG**

19th Floor  
North Point Industrial Building  
499 King's Road  
North Point Hong Kong

**PRINCIPAL SHARE REGISTRAR  
AND TRANSFER OFFICE**

MUFG Fund Services (Bermuda) Limited  
Cedar House  
41 Cedar Avenue  
Hamilton HM 11  
Bermuda

**HONG KONG BRANCH SHARE  
REGISTRAR AND TRANSFER OFFICE**

Hong Kong Registrars Limited  
Shops 1712–1716, 17th Floor  
Hopewell Centre  
183 Queen's Road East  
Hong Kong

**PRINCIPAL BANKERS**

The Hongkong and Shanghai Banking  
Corporation Limited  
Bank of Communications

**WEBSITE**

[www.datronixhldgs.com.hk](http://www.datronixhldgs.com.hk)

**註冊辦事處**

Clarendon House  
2 Church Street  
Hamilton HM11  
Bermuda

**香港主要營業地點**

香港北角  
英皇道499號  
北角工業大廈19樓

**主要股份過戶登記處**

MUFG Fund Services (Bermuda) Limited  
Cedar House  
41 Cedar Avenue  
Hamilton HM 11  
Bermuda

**香港股份過戶登記分處**

香港證券登記有限公司  
香港  
皇后大道東183號  
合和中心17樓1712–1716室

**主要往來銀行**

香港上海滙豐銀行有限公司  
  
交通銀行

**網址**

[www.datronixhldgs.com.hk](http://www.datronixhldgs.com.hk)



The Group is principally engaged in the design, manufacture and sale of magnetics used in consumer electronics, data processing appliances and other electronics systems for coupling, isolation, filtering, interfacing and timing control applications. All of the Group's magnetics are sold under its own brandname "Datatronics". A majority of the Group's products are customized magnetics tailored-made according to the requirements and specifications of its customers. The Group also offered standard catalogue magnetics to its customers.

The Group focuses on the high-end segment of the magnetics industry. It has a customer base over 300 customers comprising manufacturers of telecommunication and data processing equipment, technology equipment, motor vehicles and medical equipment.

The Group's world-class design and manufacturing capabilities, together with the breadth of its product offerings, provide her with a competitive advantage that enable her to anticipate and deliver highly customized solutions for their customers' product needs. In addition, their global presence enables them to participate in many relevant product and geographic markets and provide her with proximity to their global customer base.

本集團之主要業務為設計、製造及銷售適用於電子消費產品、數據處理器及其他電子系統之磁性元件，以作聯結、隔離、過濾、界面及時間控制等用途。本集團所有磁性元件產品均以其本身品牌「Datatronics」銷售。本集團大部份產品乃按照其客戶之要求及規格定造之專用磁性元件。本集團亦向其客戶提供標準類別之磁性元件。

本集團專注於磁性元件行業之高檔次市場。本集團之客戶數目超過300名，其中包括電訊及數據處理設備、科技設備、汽車及醫療設備之製造商。

本集團之世界級設計及製造實力，配合其提供之不同種類產品，為本集團提供競爭優勢，令本集團能夠預計及提供切合客戶需求之專門解決方案。此外，本集團之全球業務據點能夠令本集團參與發展多項相關產品及地區市場，及更能接近其全球之客戶基礎。

### THE GROUP'S PRODUCT LINE

The Company designs and manufactures both standard and customized magnetic components in a large variety of products:

- Transformers
- Lan Filter Modules
- Digital Delay Modules
- Inductors/Chokes
- ASDL Transformer
- Planar Magnetics
- Magnetics for Aviation Applications
- Magnetic Components for DC/DC Converters
  
- Magnetics for Hybrid Network Assemblies
  
- Magnetics for Power Conversion
- Magnetics for Energy Savings
- Magnetics for Medical Devices/Equipment
  
- Magnetics for Internet Equipment
- Magnetics for Data Acquisition/Transmitter and Signal Conditioning

### 本集團產品線

本公司設計及製造用於不同產品之標準及專用磁性元件：

- Transformers
- Lan Filter Modules
- Digital Delay Modules
- Inductors/Chokes
- ASDL Transformer
- Planar Magnetics
- Magnetics for Aviation Applications
- Magnetic Components for DC/DC Converters
  
- Magnetics for Hybrid Network Assemblies
  
- Magnetics for Power Conversion
- Magnetics for Energy Savings
- Magnetics for Medical Devices/Equipment
  
- Magnetics for Internet Equipment
- Magnetics for Data Acquisition/Transmitter and Signal Conditioning

## MARKETS SERVED

The Company's products to-day find application in a wide range of state-of-the-art electronic equipment that include the following:

- Telecommunications
- Communications
- Instrumentation
- Industrial Equipment
- Computers & Networking
- Internet Equipment
- Medical Devices/Equipment
- Automotive

The Group's products meet or exceed numerous performance, safety, quality specification and standard that include the following:

- TS16949
- IEC950
- UL/CSA
- ISO9001
- VDE

## 所服務市場

本集團現有之產品廣泛應用於各種先進電子設備，包括下列各項：

- 電訊
- 通訊
- 儀器
- 工業設備
- 電腦及網絡
- 互聯網設備
- 醫療器材／設備
- 汽車

本集團之產品符合或超越多項表現、安全、質量規格及標準，包括下列各項：

- TS16949
- IEC950
- UL/CSA
- ISO9001
- VDE

## 一般資料 GENERAL

The directors consider the followings to be the key factors contributing to the Group's success:

- the extensive experience and expertise of the Group's management team in the magnetics industry;
- its well-established business relationship with customers;
- its forefront technology and technical know-how to assist and bridge its customers to new technologies;
- its ability to satisfy customers' needs by offering customized products that meet their reliability, quality and delivery requirements;
- its logistic center located in Southern California, U.S. to support delivery and service to customers;
- the wide range of product it offers;
- "Just-in-time" delivery and "Ship-to-stock" Program certified with numerous key customers;
- its reputation for high quality and high reliability products;
- "One stop solution";
- capacity to grow due to more demands for high reliability products in U.S. and Europe;
- cost competitive;
- the barrier of entrance for competitors is very high; and
- its established relationship with major suppliers which enables the Group to obtain a stable supply of materials for the Group's products.

董事認為，下列各項為本集團賴以成功之主要因素：

- 本集團管理層隊伍於磁性元件行業之豐富經驗及專業知識；
- 本集團與客戶建立之穩固業務關係；
- 本集團之尖端科技及技術可協助及引領其客戶邁進新科技；
- 本集團向客戶提供其對可靠程度、品質及付運需求之專門設計產品之能力；
- 本集團位於美國南加州之物流中心，可向客戶支援付運及提供服務；
- 本集團提供之廣泛系列產品；
- 與許多主要客戶簽訂之「Just-in-time」交付及「Ship-to-stock」計劃；
- 本集團於優質及高可靠度產品之聲譽；
- 「一站式解決方案」；
- 提升生產力之潛力以配合美國及歐洲對高可靠度產品之需求增加；
- 具備成本效益；
- 競爭對手加入之屏障極高；及
- 本集團與主要供應商建立之關係，能夠讓本集團為本集團之產品取得穩定之原料供應。

# 管理層討論及分析 MANAGEMENT DISCUSSION AND ANALYSIS

## BUSINESS REVIEW

Datronix revenue for the first half of 2022 reported HK\$127.3 million, an increase of 9% or HK\$10.4 million from the comparable period of 2021. The increase is majorly due to the slight recovery observed in earlier of 2022 and most companies' backlog required to be replenished.

Yet, the global political and economic environment continued to pressure business operations during the year of 2022. In addition, consumer confidence and sentiment were getting weaker amid inflation and economy shrank. With all such factors we are facing, our gross profit reported HK\$23.7 million, a decrease of 24% due to various costs factors such as labor costs, inflated raw material costs and overhead costs.

During the period, operating costs increased by approximately 4% as due to increase of research & development and employee costs. We reported an operating loss of HK\$17.9 million, compare to HK\$9.1 million loss for the same period in 2021. Our net loss of HK\$18.7 million for the first half of 2022 while was at HK\$11.2 million in the first half of 2021.

As of June 30, 2022, cash balance for the Group was at HK\$166.6 million, and no issuance of any bank loan.

## MARKET REVIEW

### Communication and Networking

Communication segment contributed HK\$28.0 million of sales for the first six months of 2022, a decrease of 26% compared to HK\$38.1 million for the comparable period of last year. This segment contributed 22% of the Group's total revenue.

### Data Processing

Data processing segment contributed 14% of the Group's revenue. Sales increased 103% for this segment were HK\$18.1 million for the first half of 2022, compare to HK\$8.9 million for the six months ended 2021.

### Industrial Application

For the first six months of 2022, industrial application segment sales were HK\$48.6 million, compared to HK\$42.2 million, an increase of 15% compare to the same period of 2021. This segment contributed 38% of the Group's total revenue.

## 業務回顧

於2022年上半年，連達科技的收入為127,300,000港元，較2021年可比期間增加9%或10,400,000港元。增加主要是由於2022年初觀察到的輕微復甦以及大多數公司需要補充存貨。

然而，於2022年全球政治和經濟環境繼續給企業運營帶來壓力。此外，在通脹和經濟萎縮的情況下，消費者信心和情緒越來越弱。由於我們所面臨的因素，以及勞動力成本、原材料成本上漲和管理費用等各種成本因素，我們的毛利錄得23,700,000港元，下降了24%。

於期內，由於研發及員工成本增加，營運成本增加約4%。我們錄報的經營虧損為17,900,000港元，而2021年同期虧損為9,100,000港元。我們於2022年上半年的淨虧損為18,700,000港元，而2021年上半年的淨虧損為11,200,000港元。

於2022年6月30日，本集團的現金達166,600,000港元，並無發行任何銀行債務。

## 市場回顧

### 通訊及網絡

2022年首6個月，通訊市場分部銷售額達28,000,000港元，較去年同期的38,100,000港元，減少26%。該分部貢獻本集團銷售額的22%。

### 數據處理

數據處理分部貢獻本集團銷售額的14%。於2022年上半年，該分部銷售額上升103%，錄得銷售額達18,100,000港元，2021年首6個月止為8,900,000港元。

### 工業應用物品

於2022年首6個月，工業應用品分部銷售額達48,600,000港元，較2021年同期的42,200,000港元，增加15%。該分部貢獻本集團總銷售額的38%。

## High Precision and Reliability Segment

This segment demands precise technology, advance technical know-how and good workmanship by the Group. The segment reported HK\$32.6 million for first half of 2022, compared to \$27.7 million for the first six months in 2021. This segment contributed 26% of our total sales.

## FINANCIAL REVIEW

For the six months period ended 30 June 2022, Group sales reported HK\$127.3 million, an increase of HK\$10.4 million, compared to same period of 2021. Our gross profit was HK\$23.7 million, compared to HK\$31.0 million for the first half of 2022. Gross margin decreased from 26.5% to 18.7%.

Operating result of first half of 2022 decreased from a loss of HK\$9.1 million to HK\$17.9 million when compared to same period of 2021. The net loss reported HK\$18.7 million, compared to a net loss of HK\$11.2 million for the six months period ended 30 June 2021. Loss per share for the first half of 2022 was HK5.8 cents, compared to loss per share of HK3.5 cents for the first half of 2021.

The Group maintained a healthy financial position with sufficient cash and no debt instrument was issued.

## LIQUIDITY, FINANCIAL RESOURCES AND CAPITAL STRUCTURE

As at 30 June 2022, the Group had a total equity of approximately HK\$843.9 million (31 December 2021: HK\$878.2 million), and cash and cash equivalents of approximately HK\$166.6 million (31 December 2021: HK\$208.2 million), which were predominately denominated in US dollars and Renminbi.

For the six months ended 30 June 2022, the Group had not arranged any banking facilities and other resources for financing. With the above cash on hand, the Group has adequate resources to meet its working capital needs in the near future.

Capital expenditure for the period under review amounted to approximately HK\$5.1 million (six months ended 30 June 2021: HK\$20.7 million).

## 高可靠度產品分部

該分部需要利用本集團之精密技術、先進技術訣竅及尖端工藝。於2022年上半年，該分部的銷售額為32,600,000港元，而2021年同期則為27,700,000。該分部貢獻總銷售額的26%。

## 財務回顧

截至2022年6月30日止6個月內，集團營業額為127,300,000港元，跟2021年同期比較，減少10,400,000港元。毛利錄得23,700,000港元，跟2021年上半年的31,000,000港元比較，毛利率由26.5%下調至18.7%。

2022年上半年的營運業績由2021年同期的9,100,000港元虧損擴大至虧損17,900,000港元。淨虧損錄得18,700,000港元，截至2021年6月30日止6個月內，淨虧損錄報為11,200,000港元。2022年上半年所錄得的每股虧損為5.8港仙，2021年上半年為每股虧損3.5港仙。

本集團之財務狀況穩健並有充裕的資金，以及沒有發行任何債務票據。

## 流動資金、財務資源及資本結構

於2022年6月30日，本集團之權益總額約為843,900,000港元（2021年12月31日：878,200,000港元），現金及等同現金項目約為166,600,000港元（2021年12月31日：208,200,000港元），主要為美元及人民幣。

截至2022年6月30日止6個月，本集團並無安排任何銀行借貸及其他資源作融資之用。本集團持手上述之現金，已有足夠資源應付其於可見未來之營運資金需要。

於回顧期間內，資本開支約為5,100,000港元（截至2021年6月30日止6個月：20,700,000港元）。

# 管理層討論及分析 MANAGEMENT DISCUSSION AND ANALYSIS

## EMPLOYEES AND REMUNERATION POLICIES

As at 30 June 2022, the Group employed approximately 1,235 personnel around the world, with approximately 94 in Hong Kong, 602 in the People's Republic of China and 539 overseas. The Group has a staff education sponsorship program and also provides training courses to staff on operational system, product and technology development, and product safety.

## CAPITAL COMMITMENTS

As at 30 June 2022, the Group has capital commitment contracted but not provided for in the financial statements in respect of property, plant and equipment approximately HK\$5.4 million (31 December 2021: HK\$4.7 million).

## CONTINGENT LIABILITIES

The Group did not have any material contingent liability as at 30 June 2022 (31 December 2021: Nil).

## LOOKING FORWARD

Multiple challenges are ahead of us. As inflation continues to rise on nearly every commodity and service, and the border restriction is to be continued, the path to drive costs down and the development for new projects to strive will be obstructed. Datronix will proactively monitor the changes and impact on our business.

## 僱員及薪酬制度

於2022年6月30日，本集團於全球各地僱用約1,235人，其中香港約有94人，中華人民共和國有602人，海外有539人。本集團設有員工培訓資助計劃，亦向僱員提供有關營運系統、產品及技術開發，以及產品安全之課程。

## 資本承擔

於2022年6月30日，本集團就物業、廠房及設備之已訂約但未於財務報表撥備之未償還資本承擔約5,400,000港元(2021年12月31日：4,700,000港元)。

## 或然負債

於2022年6月30日，本集團無任何重大或然負債(2021年12月31日：零)。

## 展望將來

對於未來，我們仍然面對多重的挑戰。隨著近乎所有商品和服務的通貨率持續上升，並將繼續實施邊境限制，降低成本和發展新項目的道路將受到阻礙。連達科技將積極監控這些變化及對我們業務的影響。

# 簡明綜合損益及其他全面收益表

## CONDENSED CONSOLIDATED STATEMENT OF PROFIT OR LOSS AND OTHER COMPREHENSIVE INCOME

截至2022年6月30日止6個月

For the six months ended 30 June 2022

		Six months ended 30 June 截至6月30日止6個月		
		Notes 附註	2022 2022年 (Unaudited) (未經審核) HK\$'000 千港元	2021 2021年 (Unaudited) (未經審核) HK\$'000 千港元
<b>Revenue</b>	營業額	4	<b>127,261</b>	116,883
Cost of sales	銷售成本		<b>(103,530)</b>	(85,857)
<b>Gross profit</b>	毛利		<b>23,731</b>	31,026
Other revenue and gain	其他收入	3	<b>3,168</b>	3,073
Distribution and selling expenses	分銷及銷售費用		<b>(8,406)</b>	(8,150)
Administrative expenses	行政費用		<b>(36,378)</b>	(35,032)
Finance costs	財務費用		<b>(16)</b>	(15)
<b>Loss before income tax expense</b>	除稅前虧損	5	<b>(17,901)</b>	(9,098)
Income tax expense	所得稅支出	6	<b>(763)</b>	(2,139)
<b>Loss for the period and attributable to owners of the Company</b>	期內虧損及本公司擁有人應佔虧損		<b>(18,664)</b>	(11,237)
<b>Other comprehensive income, net of tax</b>	其他全面收益，扣除稅項			
Item that will not be reclassified to profit or loss:	將不會重新分類至損益的項目：			
Change in fair value of equity instruments at fair value through other comprehensive income, net of tax	以公平值計量且變動計入其他全面收益之股本工具之公平值變動，扣除稅項		<b>(95)</b>	-
Item that may be reclassified subsequently to profit or loss:	其後可重新分類至損益的項目：			
Exchange differences on translating foreign operations	海外業務換算所產生之匯兌差額		<b>(12,352)</b>	80
<b>Other comprehensive income for the period and attributable to owners of the Company, net of tax</b>	期內其他全面收益及本公司擁有人應佔其他全面收益，扣除稅項		<b>(12,447)</b>	80
<b>Total comprehensive income for the period and attributable to owners of the Company</b>	期內全面收益總額及本公司擁有人應佔全面收益總額		<b>(31,111)</b>	(11,157)
<b>Loss per share</b>	每股虧損			
- Basic and diluted	- 基本及攤薄	8	<b>(HK\$0.058)</b>	(HK\$0.035)



# 簡明綜合財務狀況表

## CONDENSED CONSOLIDATED STATEMENT OF FINANCIAL POSITION

於2022年6月30日  
As at 30 June 2022

		Notes 附註	30 June 2022 2022年 6月30日 (Unaudited) (未經審核) HK\$'000 千港元	31 December 2021 2021年 12月31日 (Audited) (經審核) HK\$'000 千港元
<b>NON-CURRENT ASSETS</b>				
Property, plant and equipment	非流動資產 物業、廠房及設備	9	528,061	541,076
Investment property	投資物業		84,200	84,200
Equity instruments at fair value through OCI	以公平值計量且變動計入其他全面收益之股本投資		3,920	-
Prepayments for acquisition of property, plant and equipment	購買物業、廠房及設備之付款		1,000	2,490
Goodwill	商譽		9,486	9,486
Deferred tax asset	遞延稅項資產		311	311
			<b>626,978</b>	637,563
<b>CURRENT ASSETS</b>				
Inventories	流動資產 存貨		106,428	106,647
Trade receivables	應收賬款	10	39,144	29,904
Amount due from ultimate holding company	應收最終母公司款項		112	112
Amount due from related companies	應收關連公司款項		257	257
Tax prepayment	預付稅款		727	1,223
Prepayments, deposits and other receivables	預付賬款、按金及其他應收款項		8,097	5,578
Cash and cash equivalents	現金及等同現金項目		166,634	208,215
			<b>321,399</b>	351,936
<b>CURRENT LIABILITIES</b>				
Trade and other payables	流動負債 應付賬款及其他應付款項	11	37,591	42,143
Amount due to a related company	應付關連公司款項		176	423
Lease liabilities	租賃負債		542	576
Current tax liabilities	即期稅項負債		1,977	2,272
			<b>40,286</b>	45,414
<b>NET CURRENT ASSETS</b>			<b>281,113</b>	306,522
<b>TOTAL ASSETS LESS CURRENT LIABILITIES</b>			<b>908,091</b>	944,085

# 簡明綜合財務狀況表

## CONDENSED CONSOLIDATED STATEMENT OF FINANCIAL POSITION

於2022年6月30日  
As at 30 June 2022

		Notes 附註	<b>30 June 2022 2022年 6月30日 (Unaudited) (未經審核) HK\$'000 千港元</b>	31 December 2021 2021年 12月31日 (Audited) (經審核) HK\$'000 千港元
<b>NON-CURRENT LIABILITIES</b>	<b>非流動負債</b>			
Lease liabilities	租賃負債		<b>440</b>	690
Employee benefits	僱員福利		<b>18,729</b>	19,424
Retention payable	應付保留金		<b>3,772</b>	4,510
Deferred tax liabilities	遞延稅項		<b>41,272</b>	41,272
			<b>64,213</b>	65,896
<b>NET ASSETS</b>	<b>資產淨值</b>		<b>843,878</b>	878,189
<b>EQUITY</b>	<b>權益</b>			
Share capital	股本	12	<b>32,000</b>	32,000
Reserves	儲備		<b>811,878</b>	846,189
<b>TOTAL EQUITY</b>	<b>權益總額</b>		<b>843,878</b>	878,189

# 簡明綜合權益變動表（未經審核）

## CONDENSED CONSOLIDATED STATEMENT OF CHANGES IN EQUITY (UNAUDITED)

截至2022年6月30日止6個月  
For the six months ended 30 June 2022

		Equity attributable to owners of the Company 本公司擁有人應佔權益							
		Share capital 已發行股本 HK\$'000 千港元	Share premium 股份溢價 HK\$'000 千港元	Capital reserve 資本儲備 HK\$'000 千港元	Property revaluation reserve 物業重估儲備 HK\$'000 千港元	Investment revaluation reserve 投資重估儲備 HK\$'000 千港元	Exchange reserve 匯兌儲備 HK\$'000 千港元	Retained earnings 保留溢利 HK\$'000 千港元	Total 合計 HK\$'000 千港元
At 1 January 2021	於2021年1月1日	32,000	57,099	(23,724)	224,325	-	21,390	554,499	865,589
Loss for the period	期內虧損	-	-	-	-	-	-	(11,237)	(11,237)
Other comprehensive income for the period	期內其他全面收益								
Change in fair value of equity instruments at fair value through other comprehensive income, net of tax	以公平值計量且變動計入其他全面收益之股本工具之公平值變動，扣除稅項	-	-	-	-	-	-	-	-
Exchange differences on translating foreign operations	海外業務換算所產生之匯兌差額	-	-	-	-	-	80	-	80
Total comprehensive income for the period	本期全面收益總額	-	-	-	-	-	80	(11,237)	(11,157)
Dividend paid	已派股息	-	-	-	-	-	-	(3,200)	(3,200)
At 30 June 2021	於2021年6月30日	32,000	57,099	(23,724)	224,325	-	21,470	540,062	851,232
At 1 January 2022	於2022年1月1日	<b>32,000</b>	<b>57,099</b>	<b>(23,724)</b>	<b>233,680</b>	<b>-</b>	<b>27,209</b>	<b>551,925</b>	<b>878,189</b>
Loss for the period	期內虧損	-	-	-	-	-	-	(18,664)	(18,664)
Other comprehensive income for the period	期內其他全面收益								
Change in fair value of equity instruments at fair value through other comprehensive income, net of tax	以公平值計量且變動計入其他全面收益之股本工具之公平值變動，扣除稅項	-	-	-	-	(95)	-	-	(95)
Exchange differences on translating foreign operations	海外業務換算所產生之匯兌差額	-	-	-	-	-	(12,352)	-	(12,352)
Total comprehensive income for the period	本期全面收益總額	-	-	-	-	(95)	(12,352)	(18,664)	(31,111)
Dividend paid	已派股息	-	-	-	-	-	-	(3,200)	(3,200)
At 30 June 2022	於2022年6月30日	<b>32,000</b>	<b>57,099</b>	<b>(23,724)</b>	<b>233,680</b>	<b>(95)</b>	<b>14,857</b>	<b>530,061</b>	<b>843,878</b>

## 簡明綜合現金流量表

# CONDENSED CONSOLIDATED STATEMENT OF CASH FLOWS

截至2022年6月30日止6個月

For the six months ended 30 June 2022

		Six months ended 30 June 截至6月30日止6個月	
		2022 2022年 (Unaudited) (未經審核) HK\$'000 千港元	2021 2021年 (Unaudited) (未經審核) HK\$'000 千港元
Net cash used in operating activities	經營業務所動用之現金淨額	<b>(28,306)</b>	(8,605)
Net cash used in investing activities	投資活動所動用之現金淨額	<b>(9,107)</b>	(20,177)
Net cash used in financing activities	融資活動所動用之現金淨額	<b>(3,746)</b>	(3,500)
Net decrease in cash and cash equivalents	現金及等同現金項目之 減少淨額	<b>(41,159)</b>	(32,282)
Effect of foreign exchange rate changes	外匯匯率變動之影響	<b>(422)</b>	116
Cash and cash equivalents at beginning of the period	期初之現金及等同現金項目	<b>208,215</b>	256,722
Cash and cash equivalents at end of the period	期末之現金及等同現金項目	<b>166,634</b>	224,556

# 中期財務報表附註

## NOTES TO THE INTERIM FINANCIAL STATEMENTS

### 1. BASIS OF PREPARATION

The unaudited condensed consolidated interim financial statements have been prepared in accordance with the applicable disclosure requirements of the Rules Governing the Listing of Securities on The Stock Exchange of Hong Kong Limited (the "Listing Rules"), Hong Kong Accounting Standard ("HKAS") 34 "Interim financial reporting" and other relevant HKASs, Interpretations and Hong Kong Financial Reporting Standards (hereinafter collectively referred to as the "HKFRSs") issued by the Hong Kong Institute of Certified Public Accountants ("HKICPA").

### 2. ACCOUNTING POLICIES

The accounting policies and basis of preparation adopted in these condensed consolidated interim financial statements are consistent with those adopted in the Group's annual consolidated financial statements for the year ended 31 December 2021 except as described below.

In the current period, the Group has adopted, for the first time, the new/revised Hong Kong Financial Reporting Standards, which includes all applicable individual Hong Kong Financial Reporting Standards, Hong Kong Accounting Standards and Interpretations issued by HKICPA, that are effective for accounting periods beginning on 1 January 2022 and which are relevant to its operations. The new/revised HKFRSs adopted by the Group in the unaudited condensed consolidated interim financial statements are set out below:

Amendments to HKFRS 3	Reference to the Conceptual Framework
Amendments to HKFRS Standards	Annual Improvements to HKFRS Standards 2018-2020
Amendments to HKAS 16	Property, Plant and Equipment: Proceeds Before Intended Use
Amendments to HKAS 37	Onerous Contracts – Cost of Fulfilling a Contract

### 1. 編製基準

未經審核簡明綜合中期財務報表乃根據香港聯合交易所有限公司證券上市規則（「上市規則」）之適用披露規定、香港會計師公會（「香港會計師公會」）頒佈之香港會計準則（「會計準則」）第34號「中期財務報告」及其他相關會計準則、詮釋及香港財務報告準則（「香港財務報告準則」）而編製。

### 2. 會計政策

除下文所述外，編製此等簡明綜合中期財務報表所採納之會計政策及編製基準與本集團截至2021年12月31日止年度之全年綜合財務報表中所採納者一致。

於本期間內，本集團已首次採納於2022年1月1日開始之會計期間生效及與其營運相關之新訂／經修訂香港財務報告準則（「香港財務報告準則」），當中包括香港會計師公會已頒佈所有適用之個別香港財務報告準則、香港會計準則及詮釋。本集團未經審核簡明綜合中期財務報表採用之新訂／經修訂香港財務報告準則載列如下：

香港財務報告準則第3號之修訂	概念框架之提述
香港財務報告準則之修訂	香港財務報告準則2018年至2020年週期的年度改進
香港會計準則第16號之修訂	物業、廠房及設備：用作擬定用途前的所得款
香港會計準則第37號之修訂	虧損性合約－履約成本

## 2. ACCOUNTING POLICIES (Continued)

The adoption of the new/revised HKFRSs had no material effect on the reported results and financial position of the Group for the current or prior accounting periods. Accordingly, no prior period adjustment has been required.

## 3. REVENUE AND OTHER REVENUE

### a) Revenue

Revenue represents the net invoiced value of goods sold.

### b) Other revenue

## 2. 會計政策(續)

未經採納新訂／經修訂香港財務報告準則將不會對本集團之業績及財務狀況構成重大影響，因此，並無需就任何過往期間之業績及財務狀況作出調整。

## 3. 營業額及其他收入

### (a) 營業額

營業額指銷售製造及買賣電子元件貨品之淨額。

### (b) 其他收入

		Six months ended 30 June 截至6月30日止6個月	
		2022 2022年 HK\$'000 千港元	2021 2021年 HK\$'000 千港元
Bank interest income	銀行利息收入	362	482
Exchange gain, net	其他應收款項之預期 信貸虧損的變動	—	2,368
Income from disposal of scrap materials	銷售報廢物料	—	127
Rental income	營運租賃下之租金收入	889	96
Employment support scheme	保就業計劃	1,512	—
Sundry income	其他收入	405	—
		<b>3,168</b>	<b>3,073</b>

# NOTES TO THE INTERIM FINANCIAL STATEMENTS

## 4. SEGMENT INFORMATION

The Group determines its operating segments based on the reports reviewed by the chief operating decision-maker that are used to make strategic decisions.

The Group is principally engaged in manufacturing and trading of electronic components in both Hong Kong and overseas markets. The Group's chief operating decision maker regularly reviews the consolidated financial information of the Group as a whole to assess the performance and consider there is only one operating segment for the Group.

### Geographical information

The Group comprises the following main geographical segments:

## 4. 分部資料

集團以主要營運決策者在評估其表現上所定期審閱的有關集團不同部門的內部報告作為經營分部的基準。

本集團主要在香港及海外市場從事製造及買賣電子元件。本集團主要營運決策者定期審閱其按集團為一體的綜合財務資料，以評估表現及作出資源分配決策，並認為本集團僅有一個經營分部。

### 地區資料

本集團之主要地區分部資料如下：

		Revenue from external customers	
		Six months ended 30 June	
		對外銷售	
		截至6月30日止6個月	
		2022	2021
		2022年	2021年
		HK\$'000	HK\$'000
		千港元	千港元
Hong Kong (place of domicile)	香港(集團產生收益之存冊地點)	178	535
The PRC	中國	8,205	9,837
The United States	美國	109,754	97,934
European Union	歐洲聯盟	3,352	1,972
Other countries	其他國家	5,772	6,605
		127,083	116,348
		127,261	116,883

5. LOSS BEFORE INCOME TAX EXPENSE

Loss before income tax expense is stated after charging the following:

5. 除稅前虧損

除稅前虧損已扣除下列項目：

		Six months ended 30 June 截至6月30日止6個月	
		2022 2022年 HK\$'000 千港元	2021 2021年 HK\$'000 千港元
Cost of inventories recognized as expenses	確認為開支的存貨成本	103,530	85,857
Depreciation charge of:	折舊開支：		
– owned property, plant and equipment	– 自置物業、廠房及設備	2,252	2,010
– right-of-use assets included within	– 使用權資產，包括於		
– ownership interest in leasehold land and buildings held for own use carried at fair value	– 按公平值列賬持有作有自用之租賃土地及物業之所有權權益	3,655	3,585
– ownership interests in leasehold land held for own use carried at cost	– 按成本列賬持有作有自用之租賃土地之所有權權益	378	378
– other properties leased for own use carried at cost	– 按成本列賬其他自用之租賃物業	285	224
Exchange loss, net	滙兌虧損，淨額	201	6



# 中期財務報表附註 NOTES TO THE INTERIM FINANCIAL STATEMENTS

## 6. INCOME TAX EXPENSE

The amount of income tax charged to the condensed consolidated statement profit or loss and other comprehensive income represents:

## 6. 所得稅支出

在簡明綜合損益及其他全面收益表中所扣除之所得稅指：

		Six months ended 30 June 截至6月30日止6個月	
		2022 2022年 HK\$'000 千港元	2021 2021年 HK\$'000 千港元
Current tax – Hong Kong profits tax	即期稅項 – 香港利得稅		
– provision for the period	– 本期撥備	392	998
– over provision in respect of prior years	– 過往年度撥備多提	(10)	–
Current tax – Overseas	即期稅項 – 海外		
– provision for the period	– 本期撥備	424	1,003
– over provision in respect of prior years	– 過往年度撥備多提	(43)	138
		<b>763</b>	<b>2,139</b>

Hong Kong profits tax was calculated at the rate of 16.5% on the estimated assessable profits arising in or derived from Hong Kong during the period. Overseas taxation was calculated at the rates applicable in the respective jurisdictions.

香港利得稅乃根據期內於香港產生或源自香港之估計應課稅溢利按16.5%之稅率計算。海外稅項乃根據各司法權區之適用稅率計算。

6. INCOME TAX EXPENSE (Continued)

The charge for the period can be reconciled to the loss per the condensed consolidated income statement as follows:

6. 所得稅支出(續)

期內稅項支出簡明綜合收益表之虧損對賬如下：

		Six months ended 30 June 截至6月30日止6個月	
		2022 2022年 HK\$'000 千港元	2021 2021年 HK\$'000 千港元
Loss before taxation	除稅前虧損	<b>(17,901)</b>	(9,098)
Effect of tax at Hong Kong profits tax rate of 16.5%	按香港利得稅率16.5%計算之稅項影響	<b>(2,947)</b>	(1,501)
Effect of different tax rates of subsidiaries operating in other jurisdictions	附屬公司於其他司法權區經營之不同稅率之影響	<b>(659)</b>	(23)
Tax effect of revenue not taxable for tax purposes	毋須課稅收入之稅項影響	<b>252</b>	354
Tax effect of tax losses not recognised	沒有確認之稅項虧損	<b>(49)</b>	1,175
Tax effect of unused tax losses	未動用稅項虧損之稅項影響	<b>3,893</b>	1,611
Tax effect of expenses not deductible for tax purposes	不可扣減開支之稅項影響	<b>326</b>	389
Over provision in prior periods	過往年度撥備多提	<b>(53)</b>	134
		<b>763</b>	2,139

# 中期財務報表附註 NOTES TO THE INTERIM FINANCIAL STATEMENTS

## 7. INTERIM DIVIDEND

Interim dividend declared, HK\$0.01 宣派中期股息每股普通股0.01港元  
(2021: HK\$0.01) per ordinary share (2021年: 0.01港元)

At the board meeting held on 24 August 2022, the Board has resolved to declare an interim dividend of HK\$0.01 (2021: HK\$0.01) per share in respect of the six months ended 30 June 2022, to shareholders whose names appear on the register of members of the Company on Wednesday, 21 September 2022.

## 8. LOSS PER SHARE

The calculation of basic loss per share for the six months ended 30 June 2022 was based on the loss attributable to the owners of the Company of approximately HK\$18,664,000 (six months ended 30 June 2021: HK\$11,237,000) and on the weighted average number of 320,000,000 (2021: 320,000,000) shares in issue during the period.

Diluted earnings per share is the same as basic earnings per share as there were no potential dilutive ordinary shares outstanding for both periods presented.

## 9. PROPERTY, PLANT AND EQUIPMENT

The total cost of additions to property, plant and equipment of the Group during the six months ended 30 June 2022 was HK\$5,323,000 (six months ended 30 June 2021: HK\$20,659,000). There were no material disposals and write-offs of property, plant and equipment during the six months ended 30 June 2022 and 30 June 2021.

## 7. 中期股息

Six months ended 30 June  
截至6月30日止6個月

2022 2022年 HK\$'000 千港元	2021 2021年 HK\$'000 千港元
<b>3,200</b>	3,200

於2022年8月24日舉行之董事會會議上，董事會已議決，就截至2022年6月30日止6個月宣派中期股息每股0.01港元（2021年：0.01港元），合計3,200,000港元（2021：3,200,000港元）予於2022年9月21日（星期三）名列本公司股東名冊之股東。

## 8. 每股虧損

截至2022年6月30日止6個月之每股基本盈利乃根據期內之本公司擁有人應佔虧損約18,664,000港元（截至2021年6月30日止6個月：11,237,000港元）及期內已發行320,000,000股普通股計算（2021年：320,000,000股普通股）。

由於在兩個匯報期內並無存在任何具有攤薄影響之普通股，故每股攤薄盈利等同於每股基本盈利。

## 9. 物業、廠房及設備

截至2022年6月30日止6個月，本集團物業、廠房及設備增加之總金額為5,323,000港元（截至2021年6月30日止6個月：20,659,000港元）。截至2022年6月30日及2021年6月30日止6個月內，本集團之固定資產並無重大出售及註銷。

**10. TRADE RECEIVABLES**

Customers are generally offered a credit period ranging from 30 days to 90 days. The aging analysis of trade receivables, based on invoice dates, is as follows:

**10. 應收賬款**

本集團一般給予客戶之數期介乎30日至90日之間。本集團會密切監控逾期應收賬款。高層管理人員會定期審閱逾期應收賬款。應收賬款之賬齡分析如下：

		<b>30 June 2022 2022年 6月30日 (Unaudited) (未經審核) HK\$'000 千港元</b>	31 December 2021 2021年 12月31日 (Audited) (經審核) HK\$'000 千港元
Within 30 days	30日內	<b>22,854</b>	17,425
31 to 60 days	31至60日	<b>10,960</b>	6,611
61 to 90 days	61至90日	<b>3,579</b>	2,211
Over 90 days	90日以上	<b>2,409</b>	4,315
		<b>39,802</b>	30,562
Less: Loss allowances for impairment	減：減值虧損撥備	<b>(658)</b>	(658)
		<b>39,144</b>	29,904

# 中期財務報表附註 NOTES TO THE INTERIM FINANCIAL STATEMENTS

## 11. TRADE AND OTHER PAYABLES

## 11. 應付賬款及其他應付款項

		<b>30 June 2022 2022年 6月30日 (Unaudited) (未經審核) HK\$'000 千港元</b>	31 December 2021 2021年 12月31日 (Audited) (經審核) HK\$'000 千港元
Trade payables	應付賬款	<b>15,512</b>	11,170
Other payables and accruals	其他應付款項及應計費用	<b>14,539</b>	12,921
Fee and retention payables for construction of manufacturing plants	應付生產廠房的費用和保留金	<b>7,540</b>	18,052
		<b>37,591</b>	42,143

The aging analysis of trade payables is as follows:

應付賬款之賬齡分析如下：

		<b>30 June 2022 2022年 6月30日 (Unaudited) (未經審核) HK\$'000 千港元</b>	31 December 2021 2021年 12月31日 (Audited) (經審核) HK\$'000 千港元
Within 30 days	30日內	<b>6,518</b>	4,523
31 to 60 days	31至60日	<b>6,190</b>	3,681
61 to 90 days	61至90日	<b>2,193</b>	1,570
Over 90 days	90日以上	<b>611</b>	1,396
		<b>15,512</b>	11,170

## 12. SHARE CAPITAL

## 12. 股本

		Number of shares 股份數目	Amount HK\$'000 款額 千港元
Authorised ordinary shares of HK\$0.1 each At 1 January 2022 and 30 June 2022	每股面值0.1港元之法定普通股 於2022年1月1日及 2022年6月30日	1,000,000,000	100,000
Issued and fully paid ordinary shares of HK\$0.1 each At 1 January 2022 and 30 June 2022	每股面值0.1港元之已發行及 繳足普通股於2022年1月1日及 2022年6月30日	320,000,000	32,000

## 13. RELATED PARTY TRANSACTIONS

During the six months ended 30 June 2022, the Group's sales to Datatronics Romoland, Inc. ("DRI"), a company in which Mr. Siu Paul Y., a director, has beneficial interest, amounted to HK\$22,960,000 (six months ended 30 June 2021: HK\$21,712,000). The transactions constituted a continuing connected transaction under Chapter 14A of the Listing Rules and were carried out in the ordinary course of business and on normal commercial terms.

## 13. 關連人士交易

截至2022年6月30日止6個月，本集團對Datatronics Romoland, Inc.之銷售金額為22,960,000港元(截至2021年6月30日止6個月：21,712,000港元)。蕭保羅先生(其為一位董事)實益擁有Datatronics Romoland, Inc.之權益。根據上市規則14A章，有關交易構成持續交易，並按日常業務程序及根據一般商業條款進行。

## 14. CAPITAL COMMITMENTS

As at 30 June 2022, the Group has capital commitment contracted but not provided for in the financial statements in respect of property, plant and equipment approximately HK\$5,400,000 (31 December 2021: HK\$4,700,000).

## 14. 資本承擔

於2022年6月30日，本集團就物業、廠房及設備之已訂約但未於財務報表撥備之未償還資本承擔約5,400,000港元(2021年12月31日：4,700,000港元)。

## 15. CONTINGENT LIABILITIES

The Group did not have any material contingent liability as at 30 June 2022 (31 December 2021: Nil).

## 15. 或然負債

於2022年6月30日，本集團無任何重大或然負債(2021年12月31日：零)。

**DIRECTORS' INTEREST IN SHARES**

As at 30 June 2022, the directors had the following interests in the shares of the Company and its associated corporations (within the meaning of Part XV of the Securities and Futures Ordinance (the "SFO")) as recorded in the register kept by the Company pursuant to Section 352 of the SFO:

**Long positions****(a) The Company**

Mr. Siu Paul Y.

蕭保羅先生

**董事之股份權益**

於2022年6月30日，根據本公司遵照證券及期貨條例（「證券及期貨條例」）第352條規定而須存置之登記冊所記錄，董事擁有本公司及其關聯法團（定義見證券及期貨條例第XV部）之股份權益如下：

**好倉****(a) 本公司****Ordinary shares of HK\$0.1 each**  
每股面值0.1港元之普通股

	<b>Personal interests</b> 個人權益	<b>Family interests</b> 家族權益	<b>Corporate interests</b> 公司權益	<b>Total</b> 合計
Mr. Siu Paul Y.	–	–	231,412,000 (Note 1)	231,412,000
蕭保羅先生			(附註1)	

**(b) Associated corporation****(b) 關聯法團****Non-voting deferred shares of HK\$1 each**  
每股面值1港元之無投票權遞延股份

	<b>Name of corporation</b> 公司名稱	<b>Personal interests</b> 個人權益	<b>Family interests</b> 家族權益	<b>Corporate interests</b> 公司權益	<b>Total</b> 合計
Mr. Siu Paul Y.	Datatronic Limited	1	–	199,999 (Note 2)	200,000
蕭保羅先生				(附註2)	

Notes:

- These shares are held by Onboard Technology Limited, a company incorporated in the British Virgin Islands, and in which Mr. Siu Paul Y. and Ms. Shui Wai Mei beneficially own 90% and 10% of its issued share capital respectively, representing 72.32% of the issued share capital of the Company.
- These shares are held by Data Express Limited, a company incorporated in the Republic of Liberia, whose entire issued share capital is beneficially owned by Mr. Siu Paul Y..

附註：

- 此等股份由Onboard Technology Limited（於英屬處女群島註冊成立之公司）持有，其已發行股本之90%及10%分別由蕭保羅先生及徐惠美女士實益擁有，並佔本公司已發行股本之72.32%。
- 此等股份由Data Express Limited（於賴比瑞亞共和國註冊成立之公司）持有，其全部已發行股本由蕭保羅先生實益擁有。

Save as disclosed above, no interests and short positions were held or deemed or taken to be held under Part XV of the SFO by any director or chief executives of the Company or their respective associates in the shares and underlying shares of the Company or its associated corporations which were required to be notified to the Company and the Stock Exchange pursuant to Part XV of the SFO or pursuant to the Model Code of Securities Transactions by Directors of Listed Companies or which are required pursuant to Section 352 of the SFO to be entered in the register referred to therein. Nor any of the directors and chief executives (including their spouses and children under the age of 18), had, as at 30 June 2021, any interest in, or had been granted any right to subscribe for the securities and options of the Company and its associated corporations within the meaning of the SFO, or had exercised any such rights.

### SUBSTANTIAL SHAREHOLDERS

As at 30 June 2022, the Company has not been notified by any persons (other than the directors or chief executives of the Company) who had interests or short positions in the shares or underlying shares of the Company which were recorded in the register required to be kept by the Company under Section 336 of the SFO.

### INTERIM DIVIDEND

At the board meeting held on 24 August 2022, the Board has resolved to declare an interim dividend of HK\$0.01 (2021: HK\$0.01) per share, totaling HK\$3,200,000 (2021: HK\$3,200,000) in respect of the six months ended 30 June 2022 to shareholders whose names appear on the register of members of the Company on Wednesday, 21 September 2022.

### PURCHASE, SALE OR REDEMPTION OF THE COMPANY'S LISTED SECURITIES

Neither the Company nor any of its subsidiaries purchased, sold or redeemed any of the listed securities of the Company during the six months ended 30 June 2022.

除上述披露外，本公司任何董事或主要行政人員或彼等各自之聯繫人士，並無依據證券及期貨條例第XV部擁有或被視為或當作持有須依據證券及期貨條例第XV部而通知本公司及聯交所之本公司或其關聯法團之股份、相關股份及債券之權益及淡倉；或依據上市公司董事進行證券交易之標準守則知會本公司及聯交所之權益及淡倉；或須依據證券及期貨條例第352條記錄於該條所述之登記冊內之權益及淡倉。於2022年6月30日，董事及主要行政人員（包括彼等之配偶及十八歲以下之子女）並無擁有本公司及其關聯法團（定義見證券及期貨條例）之證券及購股權之任何權益，亦從未獲授或行使可認購該證券及購股權之權利。

### 主要股東

於2022年6月30日，本公司並無接獲通知，有任何人士（本公司董事或主要行政人員除外）擁有須記錄於本公司根據證券及期貨條例第336條而存置之登記冊內之本公司股份或相關股份之權益或淡倉。

### 中期股息

於2022年8月24日舉行之董事會會議上，董事會已議決，就截至2022年6月30日止6個月宣派中期股息每股0.01港元（2021年：0.01港元），予於2022年9月21日（星期三）名列本公司股東名冊之股東。

### 購買、出售或贖回本公司之上市證券

本公司或其任何附屬公司於截至2022年6月30日止6個月並無購買、出售或贖回本公司之任何上市證券。



## SHARE OPTION SCHEME

The Company adopted a share option scheme on 6 June 2001 which remained in force for period of 10 years from the date of adoption. The share option scheme expired on 6 June 2011.

## AUDIT COMMITTEE

The audit committee has reviewed the unaudited interim results and discussed with the Board the financial reporting process and internal control system of the Group.

## CORPORATE GOVERNANCE

The Company has complied with the Code on Corporate Governance Practices as set out in Appendix 14 to the Listing Rules throughout the accounting period covered by the interim report, except for the following deviations:

### Code Provision A.2.1

Under the provision A.2.1, the roles of chairman and chief executive officer should be separate and should not be performed by the same individual.

The roles of chairman and chief executive officer of the Company have been performed by Mr. Siu Paul Y.. The Board considered that the non-segregation has the advantage of a strong and consistent leadership which is conducive to making and implementing decisions quickly and consistently.

### Code Provision A.4.1

The non-executive directors were not appointed for specific terms but are subject to retirement by rotation and re-election at the annual general meetings of the Company in accordance with the Bye-laws of the Company.

### Code Provision A.4.2

Under the provision A.4.2, all directors appointed to fill a casual vacancy should be subject to election by shareholders at the first general meeting after their appointment and every director, including those appointed for a specific term, should be subject to retirement by rotation at least once every three years.

In accordance with the Bye-laws of the Company, the chairman of the Company will not be subject to retirement by rotation or be taken into account in determining the number of directors to retire in each year.

## 認購股權計劃

本公司於2001年6月6日採納一項認購股權計劃，採納當日起10年內維持有效，認購股權計劃已於2011年6月6日到期。

## 審核委員會

審核委員會已審閱未經審核中期業績及與董事會討論本集團之財務申報程序及內部控制系統。

## 公司管治

除下列偏離事項外，本公司於中期報告涵蓋之會計期間內一直均有遵守上市規則附錄十四所載之企業管治常規守則：

### 守則條文A.2.1

根據守則條文A.2.1，主席及行政總裁之角色應分開及不應由同一人兼任。

本公司之主席及行政總裁職位已由蕭保羅先生擔任。董事會認為有關職位不作區分可帶來穩固及貫徹領導之優勢，並有利於迅速及貫徹作出及落實決定。

### 守則條文A.4.1

非執行董事並無固定任期，惟須根據本公司之公司細則於本公司之股東週年大會上輪值退任及膺選連任。

### 守則條文A.4.2

根據守則條文A.4.2，所有因填補臨時空缺而獲委任之董事，應在委任後之首次股東大會上接受股東選舉，而每名董事（包括有指定任期之董事）應至少每三年輪值退任一次。

根據本公司之公司細則，本公司之主席則毋須輪值告退或計入每年須退任之董事數目內。

**MODEL CODE FOR SECURITIES  
TRANSACTIONS BY DIRECTORS**

The Company has adopted the Model Code for Securities Transactions by Directors of Listed Issuers (the “Model Code”) as set out in Appendix 10 to the Listing Rules. All directors have confirmed, following specific enquiry of all directors, that they have fully complied with the required standard set out in the Model Code throughout the period under review.

By order of the Board  
**SIU Paul Y.**  
*Chairman*

Hong Kong, 24 August 2022

**董事進行證券交易之標準守則**

本公司已採納上市規則附錄十所載之上市發行人董事進行證券交易之標準守則（「標準守則」）。本公司在向全體董事進行具體查詢後，獲所有董事確認，彼等於回顧期間內均一直全面遵守標準守則所規定之標準。

承董事會命  
主席  
蕭保羅

香港，2022年8月24日



DATRONIX HOLDINGS LIMITED  
連達科技控股有限公司\*