



GRAND BAOXIN AUTO GROUP LIMITED  
廣匯寶信汽車集團有限公司

(Incorporated in the Cayman Islands with limited liability)  
(於開曼群島註冊成立的有限公司)

Stock Code 股份代號 : 1293

2022  
ANNUAL REPORT 年報



# CONTENTS

Page	
2	Corporate Information
4	Financial Highlights
5	Chairman's Statement
7	Management Discussion and Analysis
18	Corporate Governance Report
34	Directors and Senior Management
37	Report of the Directors
50	Independent Auditor's Report
55	Consolidated Statement of Profit or Loss
56	Consolidated Statement of Comprehensive Income
57	Consolidated Statement of Financial Position
59	Consolidated Statement of Changes in Equity
60	Consolidated Statement of Cash Flows
62	Notes to Financial Statements
158	Five-Year Financial Summary

# CORPORATE INFORMATION

## BOARD OF DIRECTORS

### Executive Directors

Mr. MA Fujiang (*Chairman*) (appointed on 17 June 2022)

Mr. BAO Xiangyi (*President*)

(appointed on 6 September 2022)

Mr. LU Ao

Ms. XU Xing

Mr. LU Wei (*Chairman*) (resigned on 13 June 2022)

Mr. WANG Xinming (*President*)

(resigned on 6 September 2022)

### Independent Non-executive Directors

Ms. LIU Wenji

Ms. LIU Yangfang

Mr. HO Hung Tim Chester

## AUDIT COMMITTEE

Ms. LIU Wenji (*Chairlady*)

Ms. LIU Yangfang

Mr. HO Hung Tim Chester

## REMUNERATION COMMITTEE

Ms. LIU Wenji (*Chairlady*)

Mr. MA Fujiang (appointed on 17 June 2022)

Ms. LIU Yangfang

Mr. LU Wei (resigned on 13 June 2022)

Ms. XU Xing (appointed on 13 June 2022 and ceased  
on 17 June 2022)

## NOMINATION COMMITTEE

Ms. LIU Yangfang (*Chairlady*)

Mr. MA Fujiang (appointed on 17 June 2022)

Ms. LIU Wenji

Mr. LU Wei (resigned on 13 June 2022)

Ms. XU Xing (appointed on 13 June 2022 and ceased  
on 17 June 2022)

## COMPANY SECRETARY

Ms. XU Xing

## AUTHORISED REPRESENTATIVES

Mr. MA Fujiang (appointed on 17 June 2022)

Ms. XU Xing

Mr. LU Ao (Appointed on 13 June 2022 and ceased  
on 17 June 2022)

Mr. LU Wei (resigned on 13 June 2022)

## STOCK CODE

1293

## WEBSITE

[www.klbaoxin.com](http://www.klbaoxin.com)

## PRINCIPAL PLACE OF BUSINESS AND HEAD OFFICE IN THE PRC

Grand Baoxin Building,  
No. 3998 Hongxin Road,  
Minhang District, Shanghai, PRC

## PRINCIPAL PLACE OF BUSINESS IN HONG KONG

5/F, Manulife Place,  
348 Kwun Tong Road, Kowloon,  
Hong Kong

## REGISTERED OFFICE

P.O. Box 309, Uglan House,  
Grand Cayman KY1-1104,  
Cayman Islands

## PRINCIPAL SHARE REGISTRAR

Maples Fund Services (Cayman) Limited  
P.O. Box 1093, Boundary Hall, Cricket Square,  
Grand Cayman, KY1-1102,  
Cayman Islands

## HONG KONG BRANCH SHARE REGISTRAR

Computershare Hong Kong Investor Services Limited  
Shops 1712-1716, 17th Floor, Hopewell Centre,  
183 Queen's Road East, Wanchai, Hong Kong

## LEGAL ADVISER TO HONG KONG LAW

JINGTIAN & GONGCHENG LLP  
Suite 3203-3207, 32/F.,  
Edinburgh Tower, The Landmark, 15 Queen's Road Central,  
Central, Hong Kong

## AUDITORS

Ernst & Young  
Certified Public Accountants  
27/F, One Taikoo Place,  
979 King's Road,  
Quarry Bay, Hong Kong

# FINANCIAL HIGHLIGHTS


## REVENUE

(in RMB million)



## GROSS PROFIT AND GROSS PROFIT MARGIN

(in RMB million)



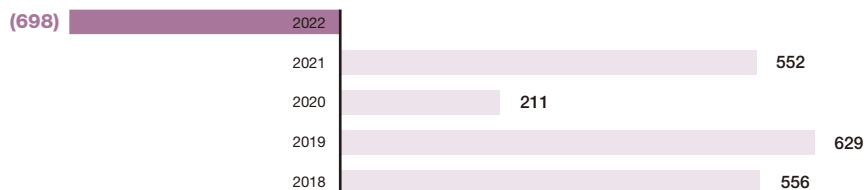
## EBITDA

(in RMB million)



## (LOSS)/PROFIT ATTRIBUTABLE TO OWNERS OF THE PARENT

(in RMB million)





# CHAIRMAN'S STATEMENT



Dear Shareholders,

On behalf of the board (the **"Board"**) of directors (the **"Directors"**) and the management of Grand Baoxin Auto Group Limited (the **"Company"** or **"our Company"**), I am pleased to present the annual report of the Company and its subsidiaries (collectively, the **"Group"**, **"our Group"**, **"we"** or **"us"**) for the year ended 31 December 2022 (the **"Reporting Period"**).

Looking back to 2022, the local and international macroeconomy was grim and complex, in which China was hit by multiple unexpected factors. In particular, changes in the automobile industry have intensified with continuous decline in fuel vehicle sales and fierce competition in the market. Under the pressure arising from shrinking demand, supply shock and weakening expectations, car dealers have faced great difficulties in general such as declining sales volume, increasing inventory, pressure on capital and declining efficiency. In the face of these challenges, the Company took stock of the situation and adjusted its operating policies to ensure a stable operation on the whole through a series of measures including "liability reduction, cost control and risk prevention".

During the Reporting Period, the Group's sales networks located in northwestern, northern and southwestern regions were unable to carry out normal operations due to the adverse impact of the pandemic as well as local prevention and control policies. In particular, severe impact incurred in the fourth quarter led to precipitous fall in customers to store, disruptions in product supply and barriers to logistics. In response to the above adverse factors, the Company has first expanded its online sales portal through new media and internet channels as well as introduced additional online livestreaming to increase the frequency and efficiency of communication between sales staff in stores and customers; secondly, it has explored innovative and differentiated service models to provide customers with a diversified car purchase experience based on their needs so as to improve their car purchase experience and customer satisfaction; thirdly, it endeavoured to communicate with OEMs and deployed the Group's internal resources for new vehicles in a flexible manner to ensure a reasonable turnover of inventory by leveraging its the advantages as a large-scale car dealership group. During the Reporting Period, due to the impact of the pandemic, the Company achieved sales of 85,899 units of new vehicles against the backdrop of the overall decline in customers and high inventory levels in the local automobile market.

## CHAIRMAN'S STATEMENT

Meanwhile, we will continue to leverage digital tools to empower our principal business, focus on our luxury car brand dealership business, and emphasise our development in luxury brands for new energy vehicle sales services and its derivative businesses. We will continue to consolidate and maintain the leading position of our major brand, BMW, and strive to offer our customers with the most comprehensive services, the most attentive sales and after-sales services as well as the most efficient service processes, in order to provide the best car purchase experience and one-stop car operation services. At the same time, we will also facilitate the upgrade of existing network facilities, optimise brand structure and regional distribution, to maintain the steady development of after-sales business.

Last but not least, I would like to, on behalf of the Group, extend my heartfelt gratitude to all our shareholders, business partners and customers for their enduring trust and support, and also, on behalf of the Board, express our sincere gratitude to all our front-line employees for their diligence and dedication. The Group will adhere to its corporate philosophy of "Service First" and improve its core competitiveness through methods such as refined management and continuous optimization of business structure. At the same time, we will also actively perform our corporate social responsibilities and enhance the Company's brand profile. Looking forward to the future, we firmly believe that, in the face of China's vast market potential, we will be able to leverage our higher quality operation management and high-quality shareholder returns to conclude a new plan, construct new business formats and build sustainable development capabilities.

Yours sincerely,  
**MA Fujiang**  
*Chairman*

Hong Kong, 30 March 2023



# MANAGEMENT DISCUSSION AND ANALYSIS

## INDUSTRY OVERVIEW

### Industry review

Looking back to 2022, China's economic and social development has been affected by multiple unexpected factors locally and internationally with unprecedented risks and challenges. The pressure of "shrinking demand, supply shock and weakening expectations" in China is still considerable, thus the foundation for recovery is not solid. However, China's economy remains resilient, promising and dynamic that there is no change in the fundamentals of long-term prosperity and the factors supporting high-quality development. According to the statistics from the National Bureau of Statistics, China's GDP in 2022 was RMB121 trillion, making a new record after achieving RMB100 trillion and RMB110 trillion in 2020 and 2021 respectively.

In 2022, automobiles in China experienced an unprecedented "shock" that a number of vehicle manufacturers as well as parts and components suppliers came to a standstill from March to April due to the pandemic and lockdown policies in various regions, together with the impact of the shortage of automotive chips, which further exacerbated the decline in the fuel vehicle market in the first half of 2022. However, with the introduction of the policy "to halve purchase tax" in 2022, clawback had been emerging in the vehicle market. From June to December, the number of vehicles sold increased by 1.452 million year-on-year since the introduction of the preferential purchase tax for vehicles. In particular, the sales volume of automobiles in December achieved the highest record for the year, of which the sales volume of passenger vehicles reached 2.52 million units, representing a month-on-month increase of 56% and a year-on-year increase of 12%, while the sale volume of luxury cars reached 341,000 units, representing a month-on-month increase of 16.2% and a year-on-year increase of 4.3%.

According to the data of China Association of Automobile Manufacturers, the production and sales volume of automobiles nationwide was 27.021 million units and 26.864 million units respectively, representing a year-on-year increase of 3.4% and 2.1% respectively, which resulted in a modest growth for the year. According to the statistics from the Ministry of Public Security, the production and sales volume of passenger vehicles in 2022 reached 23.836 million units and 23.563 million units respectively, representing a year-on-year increase of 11.2% and 9.5% respectively. The new energy vehicles market has been growing at a rapid pace. In 2022, the production and sales volume of new energy vehicles reached 7.058 million and 6.887 million units respectively, representing a year-on-year increase of 96.9% and 93.4% respectively, with a market share of 25.6%.

As for the luxury car market, in spite of the dominant position of first-tier luxury brands such as BMW, Benz and Audi in the market in terms of branding in 2022, they have all declined by varying degrees. The growth in the luxury car market is more dependent on the strength of the new energy luxury car market.

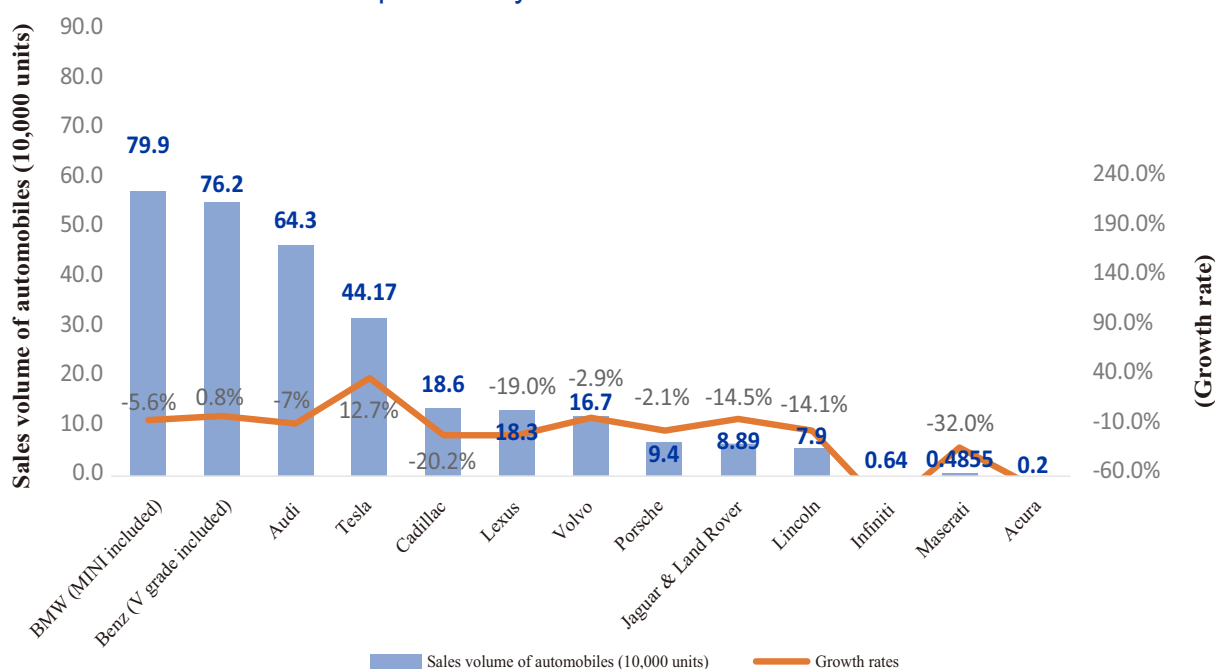
BMW continued to be the top selling luxury car brand in China for the fourth consecutive year thanks to the outstanding performance of its main selling models, of which the BMW 5 Series and BMW 3 Series took the top spot in the full-size luxury car market and the mid-size luxury car market, with BMW (MINI included) of 799,000 units sold. In 2022, the sales volume of Benz in China increased by 0.8% year-on-year to 762,000 units. In 2022, the sales volume of Audi decreased by 7% year-on-year to 643,000 units mainly affected by the pandemic and chip shortage.

The performance of the new energy market in 2022 was resilient, especially for new energy luxury cars. The consumer groups for both high-end new energy electric vehicles and luxury cars were highly identical. During 2022, Tesla delivered vehicles of 0.442 million units in China, representing an increase of 12.7% as compared to 2021.



## MANAGEMENT DISCUSSION AND ANALYSIS

China's sales volume and year-on-year growth rate of the top 13 luxury automobile brands in 2022



(Note: The top 13 luxury automobile brands are: BMW (MINI included), Benz (V grade included), Audi, Tesla, Lexus, Cadillac, Volvo, Porsche, Jaguar & Land Rover, Lincoln, Infiniti, Maserati, Acura)

## BUSINESS OVERVIEW

During the Reporting Period, under the impact of external adverse factors where most stores are affected by varying degrees, the Group emphasized automobile sales just as much as service quality in its policy concern. While focusing on the new automobile sales, the Group also strengthened the service quality of after-sales business with the ultimate goal to deliver the best services most agreeable to the needs of the customers, so as to safeguard the healthy, steady and sustainable growth of the Group in the long run.

For the year ended 31 December 2022, our revenue amounted to approximately RMB31,698.7 million, representing a year-on-year decrease of 15.7%; gross profit amounted to RMB463.4 million, representing a decrease of 79.7%; loss attributable to equity holders amounted to RMB698.0 million, as compared to profit attributable to equity holders of RMB552.0 million for the year ended 31 December 2021, and loss per share recorded RMB0.25.

## New automobile sales

During the Reporting Period, due to the serious impact of the pandemic and prevention and control policies in various regions, the Group's annual sales revenue of new automobiles in 2022 decreased significantly compared to that in 2021, in particular, the Group's sales network in northwestern, northern, southwestern and northeastern regions were affected by the recurring impact of sporadic pandemic as well as a long period of lockdown and control in the second half of the year, resulting in an extended period of receiving vehicles after customers' payment and delivering new vehicles to the stores, which had a significant impact on the normal operation of the Group's 4S stores in phases.

2023 Government Work Report stated that consumption in vehicles is essential for boosting domestic demand and consumption, and stabilizing industrial and economic development. During the Reporting Period, the central and regional governments launched a policy to subsidize new vehicles so as to boost consumption in vehicle markets. The Group has also paid attention to and improved its own ability in operation, and actively carried out online user marketing activities during the pandemic by strengthening communication with customers. It has locked up business opportunities in advance by means of pre-purchase, accelerated the launch of new vehicle leads, strengthened the conversion of transactions to promote the rapid release of high-quality vehicles in stock reserved in the early stage for the purpose of reducing the significant impact of the pandemic on new automobile sales business.

For the year ended 31 December 2022, the Group achieved new automobile sales revenue of RMB27,948.0 million, representing a year-on-year decrease of 15.4%, of which, the sales revenue of luxury and ultra-luxury cars was RMB25,955.4 million, representing a year-on-year decrease of 15.2%, which accounted for 92.9% of new automobile sales revenue. In the full year of 2022, the overall gross profit margin of new automobiles of the Group was -3.1%. (2021: 1.5%)

During the Reporting Period, the Group has accumulated certain experience in the sales and operation of new energy vehicles of luxury brands through strengthening communication and cooperation with various manufacturers of luxury automobile brands; during the Reporting Period, sales volume of new energy vehicles of various luxury brands of the Group increased by 44% year-on-year. At the same time, the Group is also actively exploring cooperation with various new energy brand manufacturers in other fields to seek new profit growth driver.

### After-sales services

During the Reporting Period, the Group took advantage of its centralized procurement platform and business scale through centralized procurement and allocation of spare parts, consumables and other ancillary products for automobiles. While ensuring the quality of services and products, the Group was able to control its procurement costs efficiently and enhanced the profitability of its after-sales services business in order to achieve the goal of fine management.

In addition, the Group has increased the user rate of proactive booking on vehicle maintenance with an online service platform. It has also streamlined and controlled its existing business processes to provide customers with a high-quality service experience through “one-stop services” which consist of appointments, vehicle pick-up and return after maintenance.

Meanwhile, the Group has provided better services to customers by building a professional maintenance team with rich experience in the industry. In terms of after-sales skills enhancement, we have taken various measures to retain senior skilled personnel in a proactive manner on one hand. On the other hand, we have fully utilized their skills and strengths. Through measures such as online case sharing and technician coaching, the Group’s overall technical level is able to remain leading in the industry.

During the Reporting Period, the revenue of after-sales services was RMB3,713.4 million, representing a year-on-year decrease of 17.9%, accounting for 11.7% of the total revenue of the Group. The gross profit of after-sales services was RMB1,294.6 million, representing a year-on-year decrease of 26.3%, and the gross profit margin of after-sales services was 34.9%.

### Derivative business

During the Reporting Period, the Group was affected by the impact of the outbreak and lockdown measures, of which, some stores have been affected for up to three months. For the year ended 31 December 2022, the income of the Group's automobile derivative businesses was RMB813.0 million, representing a year-on-year decrease of 19.7%.

- **Automobile finance business**

During the Reporting Period, the Group continued to enhance its resilience to risk in the corporate market, increase the ratio of marketing for its long-term products and improve the marketing skills of its corporate agency finance business. It also deepened regional cross-brand benchmarking in business and strengthened cooperative relationships with various banks. During the Reporting Period, the Group recorded an income of financial services business of RMB448.3 million.

- **Second-hand automobile business**

During the Reporting Period, the Group continued to reinforce the replacement and acquisition of 4S stores to achieve sustainable and stable development of its business in the stock market. It also strengthened its ability to evaluate, inspect, price and dispose of second-hand vehicles, established comprehensive management requirements for the acquisition and disposal of second-hand vehicles, and implemented standardized business control to ensure compliance and maximization of benefits for the business development.

- **Insurance business**

During the Reporting Period, new insurance business has been affected to a certain extent due to the pandemic. In this regard, the Group continued to strengthen its communication with insurance companies to secure policy support in various aspects such as commissions, claims and underwriting. It also ensured steady growth in the scale and quality of insurance renewal by increasing the conversion rates of new renewals, renewals of renewed insurance and clients under repair but not under insurance; and contributed to the rapid growth of non-auto insurance business by enriching the product line of non-auto insurance products. During the Reporting Period, the insurance commission income of the Group amounted to RMB283.6 million.

### Network layout

As a leading domestic dealer of luxury automobiles, the Group's business mainly concentrates in the eastern part of China, which acts as the axis for expanding into the northern, central and southern part of China and also the northeast and northwest regions of China, thus covering the majority of the mainstream market for luxury and ultra-luxury automobiles in China as of now.

During the Reporting Period, the Group implemented its strategic policy that emphasized on internal adjustment based on the changes in the business environment, strived to adjust with the market demands and upgrade according to the manufacturers' requirements on the basis of existing brands. Meanwhile, the Group also strengthened the policies on the improvement on management optimization and operational efficiency of existing stores, enhanced the concentration on high-quality brands and eliminated weaker brands, so as to achieve the objectives of cost reduction and optimization. During the Reporting Period, the Group adjusted certain stores that had weaker profitability. Meanwhile, the Group also rebuilt and improved its existing stores, and managed to reduce capital expenditure of the Group while further raised the efficiency of capital usage.



As of 31 December 2022, the Group operated a total of 107 operating stores and owned a diversified car brand portfolio comprising 10 luxury and ultra-luxury automobile brands (namely BMW (including MINI), Audi, Jaguar & Land Rover, Volvo, Cadillac, Infiniti, Alfa Romeo, Porsche, Rolls Royce and Maserati).

### Management Upgrade

During the Reporting Period, the Group strengthened its adjustment on the high-profit high-ownership brand layout which included luxury brands. On the basis of existing stores, the Group implemented measures such as further optimizing its existing brand portfolio, as well as reducing brands with low asset operational efficiency, and thus improved the Group's overall brand structure, in order to assist in sustainable increase of rate of return on investment of the Group's overall assets in the future.

In addition, while the Group constantly improved its operation and management system, it also utilized resources comprehensively according to different automobile brands sold by the Group, and coordinated business departments for each car brand on the basis of regional management, so as to complement each other and maximize the Group's synergy effect.

During the Reporting Period, the Group regularly focused on the improvement of operational efficiency, and further strengthened internal refined management and flattened management. The Group implemented the construction of financial management center and fund management center to unify the indicators of each 4S operating store, improve the analysis and management of costs and expenses, track the fixed costs and variable costs dynamically and strengthen the control of costs. Also, financial and capital resource sharing mechanism of each store has been improved to save duplicate expenses and enhance collaborative sharing effects to achieve the goal of reducing costs and increasing efficiency.

During the Reporting Period, the aggregate sales and management expenses of the Group amounting to RMB1.787 billion, representing a year-on-year decrease of 6.8%. In the future, the Group will continue to focus on the refined cost management to improve the overall cost efficiency of the enterprise.

## FUTURE OUTLOOK AND STRATEGIES

### Outlook

In the face of new opportunities and challenges, the Company will continue to position itself as a dealer and service provider of luxury car brands, and through enhancing the refined management of branding and regionalization, the Company steadily strengthens and improves the existing luxury brand structure, revitalizes its existing assets, and optimizes the brand structure as well as network distribution to continue improving the service capacity and customer loyalty.

In terms of new automobile sales, trends such as younger users for luxury automobile brands, diversified channels to receive information and fragmented time of purchase are emerging. In the future, the Group will continue to develop customers through new channels such as vertical online platforms, we-media communications and group buying platforms. We will also build a professional external development and service team for "store customers without showroom" and develop information tools to provide customers with interactive experiences throughout the entire sales process of new automobiles, so as to satisfy customers' purchase experience in a more comprehensive manner and constantly improve the "new retail" model of customer service experience.

## MANAGEMENT DISCUSSION AND ANALYSIS

---

The Company is also aware that the competition for new technologies has entered a new phase, with a higher growth rate of new energy vehicle models in luxury brands than that of the overall vehicle market in luxury brands. BMW, one of the first luxury brands to launch in the field of new energy electrification as a “century-old luxury brand”, has made a quick response by launching the BMW i7 premium model, and it is expected that pure electric vehicles will account for a quarter of sales in China by 2025. The BMW’s “new-generation” model was launched in the same year. In addition, BMW continues to promote the sales and service network upgrade across China ranging from training, personalized service, charging network, energy conservation and emission reduction, in order to promote the changes and reform of the dealer system. As a major domestic dealer for BMW and other major luxury automobile brands, the Group will undoubtedly benefit.

In addition, the Company expects that in the context of the intelligent and electrified era, with the acceleration of investment in new energy vehicle models by various luxury brands, the future automobile consumption market in China will show differentiated development trends. In the cities with license plate restrictions and certain mainstream markets with a foundation for new energy consumption, especially in the luxury brand sector, the ownership of new energy vehicle models will increase rapidly. At the same time, as the Company increases cooperation with various manufacturers of luxury automobile brands in the new energy field, this will inevitably promote the development of the Company’s related business.

In the future, the Group will continue to rely on its core resources and advantages with a more open and inclusive attitude in facing of the development and changes of the automotive consumption market, and while continuing the marketing and services of traditional luxury brand new energy vehicle models, it will also seize the opportunity to explore future business development opportunities in the new energy service industry chain continuously, and seize the key new energy vehicle models launched by various manufacturers of luxury automobile brands, continuously increase our sales proportion and service capabilities in new energy vehicles field, so as to adapt to the new development trend of future automobile industry and build a new energy user rights ecological service industry chain. With the goal of providing high-quality services and a focus on achieving the Group’s healthy, sustainable and stable long-term development, the Group strives to become a luxury car dealer and service provider in China with efficient operation management and long-term sustainable development.

## FINANCIAL REVIEW

### Revenue

The following table sets forth a breakdown of our revenue for the period indicated:

Revenue source	Year ended 31 December		2021	
	2022 Revenue (RMB'000)	Contribution to total revenue (%)	Revenue (RMB'000)	Contribution to total revenue (%)
<b>Automobile sales</b>	<b>27,948,010</b>	<b>88.2</b>	33,024,027	87.9
Luxury and ultra-luxury brands	<b>25,955,432</b>	<b>81.9</b>	30,621,878	81.5
Mid-to-upper market brands	<b>1,992,578</b>	<b>6.3</b>	2,402,149	6.4
<b>After-sales business</b>	<b>3,713,369</b>	<b>11.7</b>	4,523,362	12.0
Luxury and ultra-luxury brands	<b>3,508,409</b>	<b>11.1</b>	4,233,949	11.2
Mid-to-upper market brands	<b>204,960</b>	<b>0.6</b>	289,413	0.8
<b>Finance leasing services</b>	<b>37,308</b>	<b>0.1</b>	35,255	0.1
<b>Total revenue</b>	<b>31,698,687</b>	<b>100</b>	37,582,644	100

Revenue from the sales of automobiles decreased by 15.4% as compared to the year ended 31 December 2021 due to the fact that during the Reporting Period, the Group's sales networks located in northwestern, northern, southwestern and northeastern regions were adversely affected by the pandemic as well as local prevention and control policies, which had a major impact on the normal operation of 45 stores in stages. In addition, the above unexpected factors also led to an extended period of customers' payment and delivery of new vehicles to the stores, which resulted in a significant decrease in new automobile sales revenue and after-sales revenue compared to the year ended 31 December 2021.

Automobile sales generated a substantial portion of our revenue, accounting for 88.2% of our total revenue for the year ended 31 December 2022. Revenue generated from the sales of luxury and ultra-luxury brands and our mid-to-upper market brands accounted for approximately 81.9% (2021: 81.5%) and 6.3% (2021: 6.4%), respectively, of our total revenue.

Revenue from the after-sales business decreased by 17.9% from RMB4,523.4 million for the year ended 31 December 2021 to RMB3,713.4 million for the same period in 2022.

### Cost of sales and services

For the year ended 31 December 2022, our cost of sales and services decreased by 11.5%, from RMB35,296.9 million for the same period in 2021 to RMB31,235.3 million.

The cost of sales and services attributable to our automobile sales business amounted to RMB28,811.6 million for the year ended 31 December 2022, representing a decrease of RMB3,708.0 million, or 11.4%, from the same period in 2021. The cost of sales attributable to our after-sales business amounted to RMB2,418.7 million for the year ended 31 December 2022, representing a decrease of RMB349.2 million, or 12.6% from the same period in 2021.



## MANAGEMENT DISCUSSION AND ANALYSIS

### Gross profit and gross profit margin

Gross profit for the year ended 31 December 2022 was RMB463.4 million, representing a decrease of RMB1,822.4 million or 79.7% from the same period in 2021 which was primarily due to the decrease in revenue. Gross profit from automobile sales decreased RMB1,368.0 million from RMB504.4 million for the year ended 31 December 2021 to gross loss of negative RMB863.6 million for the same period in 2022. Gross profit from after-sales business decreased by 26.2% from RMB1,755.4 million for the year ended 31 December 2021 to RMB1,294.7 million for the same period in 2022.

Gross profit margin for the year ended 31 December 2022 was 1.5% (2021: 6.1%), of which we recorded negative gross margin of automobile sales of -3.1% (2021: positive gross profit margin of 1.5%) and of after-sales business was 34.9% (2021: 38.8%).

### Other income and gains, net

Other income and net gains increased by 15.3% from RMB1,110.8 million for the same period in 2021 to RMB1,281.1 million for the year ended 31 December 2022, mainly due to an increase in gain on foreign exchange during the Reporting Period as compared to that of the same period in 2021.

Among the other income and net gains, a net gain on foreign exchange differences of RMB246.9 million is recorded for the year ended 31 December 2022, as compared to a net loss on foreign exchange differences of RMB65.5 million for the year ended 31 December 2021, which was resulted from exchange rate fluctuations for foreign currency borrowings.

### Selling and distribution costs and administrative expenses

For the year ended 31 December 2022, our selling and distribution costs decreased by 4.2% to RMB1,160.3 million from RMB1,211.2 million for the same period in 2021. Our administrative expenses decreased by 11.3% from RMB706.5 million for the same period in 2021 to RMB626.6 million.

### Loss from operations

As a result of the foregoing, our loss from operations for the year ended 31 December 2022 was RMB42.4 million as compared with a profit from operations of RMB1,479.0 million for the same period in 2021.

### Finance costs

Finance costs decreased by 9.8% from RMB598.0 million for the year ended 31 December 2021 to RMB539.4 million for the same period in 2022.

### Income tax

Income tax decreased by 64.6% from RMB365.7 million for the year ended 31 December 2021 to RMB129.6 million for the same period in 2022.

### Loss for the year

As a result of the cumulative effect of the foregoing, our loss for the year ended 31 December 2022 was RMB700.5 million as compared with a profit for the year of RMB543.4 million in 2021.

### LIQUIDITY AND CAPITAL RESOURCES

#### Cash flow

As at 31 December 2022, our cash and bank balances amounted to RMB496.1 million, representing a decrease of 70.8% from RMB1,701.1 million as at 31 December 2021.

Our primary uses of cash were to purchase new automobiles, spare parts and automobile accessories, to establish new dealership stores and to fund our working capital and normal operating costs. We financed our liquidity requirements through a combination of short-term bank loans and other borrowings and cash flows generated from our operating activities. Going forward, we believe that our liquidity requirements will be satisfied by using a combination of bank loans and other borrowings, cash flow generated from our operating activities and other funds raised from the capital markets from time to time. For the year ended 31 December 2022, our net cash generated from operating activities were RMB776 million (2021: RMB1,512 million).

#### Net current assets

As at 31 December 2022, we had net current assets of RMB3,020.6 million, representing a decrease of RMB1,924.5 million from RMB4,945.1 million as at 31 December 2021.

#### Capital expenditure

Our capital expenditures primarily comprised of expenditures on property, plant and equipment, land use rights and intangible assets. During the year ended 31 December 2022, our total capital expenditures amounted to RMB549.0 million (2021: RMB596.7 million).

#### Inventories

Our inventories primarily consisted of new automobiles and spare parts and automobile accessories. Each of our dealership stores individually manages its orders for new automobiles and after-sales products. We coordinate and aggregate orders for automobile accessories and other automobile-related products across our dealership network.

Our inventories increased by 15.8% from RMB2,782.5 million as at 31 December 2021 to RMB3,223.0 million as at 31 December 2022. Due to the impact of the pandemic during the Reporting Period, the new automobile sales did not meet expectation and caused a higher inventory level.

Our average inventory turnover days for the year ended 31 December 2022 increased to 34.6 days from 34.3 days in 2021.

#### Trade Receivables

Trade receivables increased from RMB377.0 million for the year ended 31 December 2021 to RMB484.9 million for the year ended 31 December 2022.

#### Interest-bearing bank and other borrowings

As at 31 December 2022, the Group's available and unutilised banking facilities amounted to approximately RMB7,272.8 million (31 December 2021: RMB7,530.1 million).

## MANAGEMENT DISCUSSION AND ANALYSIS

Our interest-bearing bank and other borrowings as at 31 December 2022 were RMB5,722.0 million, representing a decrease of RMB492.9 million from RMB6,214.9 million as at 31 December 2021. The decrease was mainly due to the impact of the pandemic during the Reporting Period, leading a decline in the overall operations of each 4S store and the funding demands.

## PRINCIPAL RISKS AND UNCERTAINTIES

### Volatility risk of government policies

The relationship between the development in passenger vehicle market and the change in domestic and external economic environment is relatively close. Changes in economic cycle will directly affect the development of passenger vehicle industry standards. If China's macro economy slows down in its growth or has continuous downturn in the future which affects the increase in disposable income of households, then car purchasing by residents will decrease accordingly and the industry will be affected to a certain extent, whereby may affect the development of the Company's principal business. In addition, adjustment of relevant policies in automobile industry, such as policy on car purchase restriction and policy on national automobile industry, may have a certain extent of impact on the new automobile sales business of the Company.

### Business risk

As a passenger vehicle retail service provider that operates 4S dealership stores and provides comprehensive services such as after-sales services, the Group mainly relies on the automobile suppliers (manufacturers) and is subject to significant influence brought by the automobile suppliers (manufacturers). The Group's rights in relation to the operation of sales website, supply of motor vehicles and spare parts, as well as other important aspects of the Group's business and operations shall have to adhere to the dealership authorization agreements made between the Group and automobile suppliers (manufacturers). If the financial conditions and operating results of the automobile suppliers (manufacturers) fluctuate, such automobile suppliers (manufacturers) may enter into or renew dealership agreements and authorization agreements on various terms that are reasonable or acceptable to the Group. Certainly, the Group can also choose to terminate the dealership agreements or authorization agreements with the automobile suppliers (manufacturers) based on the Group's adjustment of business strategy or on other reasons. If any of the aforementioned situation occurs, the Group's business and operating conditions may be affected. In order to manage the above-mentioned business risks that the Group is exposed to, the Group will achieve cooperative and win-win relationship by enhancing friendly communication with automobile manufacturers.

### Interest rate risk and foreign exchange rate risk

We are exposed to interest rate risk resulting from fluctuations in the interest rate on our borrowings. Certain of our borrowings were floating rate borrowings that are linked to Loan Prime Rate and SOFR. Increases in interest rates could adversely affect our finance costs, profit and our financial condition.

Substantially all of our revenue, costs and expenses are denominated in Renminbi. We also use Renminbi as our reporting currency. We believe our operations currently are not subject to any significant and direct foreign exchange risk. We do not currently use any derivative financial instruments to hedge our exposure to foreign exchange risk.



### Gearing ratio

The Group monitors capital by using a gearing ratio, which is net debt divided by the equity attributable to owners of the parent plus net debt. Net debt includes bank loans and other borrowings, trade and bills payables, other payables and accruals, non current amounts due to related parties less cash and bank balances. Our gearing ratio for the year ended 31 December 2022 was 65.4% (2021: 63.7%).

### Human resources

As at 31 December 2022, the Group had 6,785 employees (31 December 2021: 7,041). Total staff costs for the year ended 31 December 2022, excluding Directors' remuneration were approximately RMB1,067.3 million (2021: RMB1,112.7 million).

The Group values the recruiting and training of quality personnel. We implement remuneration policy, bonus and long term incentive schemes with reference to the performance of the Group and individual employees. The Group also provides benefits, such as insurance, medical and retirement funds, to employees to sustain competitiveness of the Group.

### Contingent liabilities

As at 31 December 2022, the Group had no significant contingent liabilities (31 December 2021: Nil).

### Pledge of the Group's assets

Our Group had pledged our group assets, shares in certain subsidiaries and letters of credit as securities against bank loans and other borrowings and bills payable which were used to finance daily business operation and acquisition. As at 31 December 2022, the pledged group assets amounted to approximately RMB6,242.7 million (31 December 2021: RMB5,562.4 million).

## SIGNIFICANT ACQUISITION, DISPOSAL OR INVESTMENT

### Acquisitions

The Group did not have any significant acquisitions of subsidiaries and affiliated companies during the year ended 31 December 2022.

### Disposals

The Group did not have any significant disposals of subsidiaries and affiliated companies during the year ended 31 December 2022.

### Investment

The Group did not have any significant investment during the year ended 31 December 2022.

## EVENT AFTER THE REPORTING PERIOD

There is no significant event undertaken by the Company or by the Group after 31 December 2022 and up to the date of this report.

# CORPORATE GOVERNANCE REPORT

## CORPORATE GOVERNANCE PRACTICES

The Board is committed to achieving good corporate governance standards.

The Board believes that good corporate governance standards are essential in providing a framework for the Group to safeguard the interests of shareholders and to enhance corporate value, formulate its business strategies and policies and enhance its accountability.

The Company has applied the principles set out in the Corporate Governance Code (the “**CG Code**”) contained in Part 2 of Appendix 14 to The Rules Governing the Listing of Securities on The Stock Exchange of Hong Kong Limited (the “**Listing Rules**”).

In the opinion of the Directors, throughout the year ended 31 December 2022, the Company has complied with all of the code provisions as set out in the CG Code, save and except for code provision C.2.1.

Under the code provision C.2.1, the division of responsibilities between the chairman and chief executive officer should be clearly established and set out in writing. Mr. Ma Fujiang, being the Chairman and executive Director of the Company, is responsible for the operation and management of the Board. No chief executive officer has been appointed by the Company. The day-to-day management of the Group is delegated to other executive Directors and the management of the Company. The Board is of the view that the current management structure can effectively facilitate the Group’s operation and business development.

The Company is committed to enhancing its corporate governance practices appropriate to the conduct and growth of its business and to review such practices from time to time to ensure that they comply with the CG Code and align with the latest developments.

## COMPLIANCE WITH THE MODEL CODE FOR SECURITIES TRANSACTIONS

The Company has adopted the Model Code for Securities Transactions by Directors of Listed Issuers (the “**Model Code**”) as set out in Appendix 10 to the Listing Rules as its own code of conduct regarding securities transactions of the Directors.

Specific enquiry has been made to all the Directors who have confirmed that they have complied with the Model Code throughout the year ended 31 December 2022.

The Board has also adopted the Model Code as guidelines for its employees who are likely to be in possession of unpublished inside information of the Company in respect of their dealings in the securities of the Company. No incident of non-compliance of the Model Code by the relevant employees was noted by the Company.

## BOARD OF DIRECTORS

### Role of the Board

The Board is responsible for leadership and control of the Company and oversees the Group's businesses, strategic decisions and performance and is collectively responsible for promoting the success of the Company by directing and supervising its affairs. The Directors take decisions objectively in the interests of the Company. Responsibilities relating to implementing decisions of the Board, directing and coordinating the daily operation and management of the Company are delegated to the management. The delegated functions and powers are reviewed periodically to ensure that they remain appropriate.

Matters specifically reserved for the Board include the approval of financial statements, dividend policy, significant changes in accounting policies, strategies, budgets, internal control system, risk management system, material transactions (in particular those that may involve conflicts of interests), selection of directors, changes to appointments such as company secretary and external auditors, remuneration policy for Directors and senior management, terms of reference of Board committees, as well as major corporate policies such as the code of conduct and whistle-blowing policy.

Responsibilities relating to implementing decisions of the Board, directing and coordinating the daily operation and management of the Group are delegated to the executive Directors and senior management of the Company. In addition, the Board has established Board committees and has delegated to these Board committees various responsibilities as set out in their respective defined written terms of reference.

Pursuant to code provision B.1.4 of the CG Code, the Board has established mechanism(s) to ensure independent views and input are available to the Board, in particular, (i) independent non-executive Directors are encouraged to actively participate in the Board meetings; (ii) the number of independent non-executive Directors must comply with the requirement under the Listing Rules; and (iii) the independent non-executive Directors shall devote sufficient time to discharge their duties as a Director. Furthermore, the Board may access external independent professional advice to assist their performance of duties at the expense of the Company. The Board will review the implementation and effectiveness of such mechanism(s) on an annual basis.

### Composition

The Board currently comprises seven members, consisting of four executive Directors and three independent non-executive Directors as detailed below:

#### The Board

##### Executive Directors

Mr. MA Fujiang (*Chairman*) (appointed on 17 June 2022)  
 Mr. BAO Xiangyi (*President*) (appointed on 6 September 2022)  
 Mr. LU Ao  
 Ms. XU Xing  
 Mr. LU Wei (*Chairman*) (resigned on 13 June 2022)  
 Mr. WANG Xinming (*President*) (resigned on 6 September 2022)

##### Independent non-executive Directors

Ms. Liu Wenji  
 Ms. Liu Yangfang  
 Mr. Ho Hung Tim Chester

The biographical details of the Directors are set out on pages 34 to 36 of this annual report. In addition, a list of the names of the Directors and their role and function is published on the websites of the Company and The Stock Exchange of Hong Kong Limited (the "**Stock Exchange**").

None of the members of the Board is related to one another.

All Directors, including independent non-executive Directors, have brought a wide spectrum of valuable business experience, knowledge and professionalism to the Board for its efficient and effective functioning.

### Insurance Coverage

Appropriate insurance coverage on Director's and officer's liabilities in respect of legal actions against them arising from corporate activities has been arranged by the Company.

### Chairman and Chief Executive Officer

The Chairman provides leadership and is responsible for the effective functioning and leadership of the Board. The chief executive officer focuses on the Group's business development and daily management and operations generally. The positions of the Chairman of the Board and the chief executive officer are held by separate individuals with a view to maintaining an effective segregation of duties in respect of the management of the Board and the day-to-day management of the Group's business.

Mr. Ma Fujiang, an executive Director, acted as the Chairman of the Company, while Mr. Bao Xiangyi, an executive Director, acted as the President of the Company. The role and responsibilities of the chief executive officer are delegated to other executive Directors and management of the Company. The Board is of the view that the current management structure can effectively facilitate the Company's operation and business development.

### Independent Non-executive Directors

During the year ended 31 December 2022, the Board at all times met the requirements of the Listing Rules relating to the appointment of at least three independent non-executive Directors representing one-third of the Board, with one of whom possesses appropriate professional qualification, accounting or related financial management expertise.

The Company has received written annual confirmation from each of the independent non-executive Directors in respect of his independence in accordance with the independence guidelines set out in Rule 3.13 of the Listing Rules.

The Company is of the view that all independent non-executive Directors are independent.

### Appointment and Re-election of Directors

Each of the executive Directors has entered into a service contract with the Company for a term of three years, unless terminated by not less than three months' notice in writing served by either the Company or the executive Director, with effect from their respective dates of appointment, subject to renewal.

Each of the independent non-executive Directors has signed a letter of appointment with the Company for a term of one year with effect from their respective dates of appointment, subject to renewal.

In accordance with the Company's articles of association, all Directors are required to retire by rotation at least once every three years and are eligible for re-election at the annual general meeting.

At each annual general meeting, one-third of the current Directors shall retire from office. Any new directors appointed either to fill a casual vacancy, or as an addition to the Board during the year by the Board following the recommendation of the Nomination Committee, are subject to re-election by shareholders of the Company at the next following annual general meeting after their appointment.

In accordance with articles 16.2 and 16.18 of the Company's articles of association and code provision B.2.2 of the CG Code, Mr. Ma Fujiang, Mr. Bao Xingyi, Ms. Liu Wenji, Ms. Liu Yangfang and Mr. Ho Hung Tim Chester shall retire at the Annual General Meeting of the Company to be held on 15 June 2023 (the "**2023 AGM**"). All of the above retiring Directors, being eligible, will offer themselves for re-election at the 2023 AGM.

The Nomination Committee has confirmed that the Company will support their re-election.

### Board Committees

The Board has established three Board committees, namely, the Audit Committee, Remuneration Committee and Nomination Committee for overseeing particular aspects of the Company's affairs. All Board committees of the Company are established with defined written terms of reference which are also published on the websites of the Company and the Stock Exchange.

The Board committees are provided with sufficient resources to discharge their duties and are able to seek independent professional advice where appropriate and upon request. Details of these Board committees, including their compositions, major responsibilities and functions, and work performed during the year ended 31 December 2022 are set out below.

### Audit Committee

The Audit Committee consists of the following members during the year ended 31 December 2022:

#### Independent Non-executive Directors

Ms. Liu Wenji (*Chairlady*)

Ms. Liu Yangfang

Mr. Ho Hung Tim Chester

The primary functions of the Audit Committee include (i) assisting the Board in reviewing financial information and the effectiveness of the financial reporting process; (ii) implementing internal control and risk management systems; (iii) planning audits and maintaining a good relationship with the Company's external auditors; and (iv) organising a system to enable employees of the Company to raise, in confidence, any concerns about possible improprieties in financial reporting, internal control or other matters of the Company.



## CORPORATE GOVERNANCE REPORT

During the year ended 31 December 2022, the Audit Committee met twice to:

- review the consolidated financial statements, annual and interim reports before submission to the Board for approval; review any significant issues on the financial reporting and compliance procedures, scope of work and appointment of external auditors, any connected transactions of the Group;
- make arrangements for employees to discuss any possible operational improprieties; and
- review the risk management and internal control systems, and the effectiveness of the Company's internal audit function.

The Audit Committee also met with the external auditors twice without the presence of the executive Directors.

### Remuneration Committee

The Remuneration Committee consists of the following members during the year ended 31 December 2022:

#### Independent Non-executive Directors

Ms. Liu Wenji (*Chairlady*)

Ms. Liu Yangfang

#### Executive Director

Mr. MA Fujiang (appointed on 17 June 2022)

Mr. LU Wei (resigned on 13 June 2022)

Ms. XU Xing (appointed on 13 June 2022 and ceased on 17 June 2022)

The primary functions of the Remuneration Committee include (i) reviewing and making recommendations to the Board on the remuneration packages of individual executive Directors and senior management, the remuneration policy and structure for all directors and senior management; and (ii) establishing transparent procedures for developing such remuneration policy and structure to attract, retain and motivate them to run the Company successfully. The remuneration policy for non-executive Directors, mainly comprising directors' fees, is subject to annual assessment with reference to the prevailing market standard. Individual Directors and senior management are not involved in deciding their own remuneration.

During the year ended 31 December 2022, the Remuneration Committee met three times to:

- assess performance of executive Directors;
- review the remuneration policy and structure of the Company and the remuneration packages of executive Directors and senior management; and
- review and make recommendations to the Board on remuneration packages of the Directors and senior management and other related matters.

During the period under review, no Director or any of his associates took part in any discussion about his own remuneration.

### Nomination Committee

The Nomination Committee consists of the following members during the year ended 31 December 2022:

#### Independent Non-executive Directors

Ms. Liu Yangfang (*Chairlady*)

Ms. Liu Wenji

#### Executive Director

Mr. MA Fujiang (appointed on 17 June 2022)

Mr. LU Wei (resigned on 13 June 2022)

Ms. XU Xing (appointed on 13 June 2022 and ceased on 17 June 2022)

The primary functions of the Nomination Committee include (i) reviewing the structure, size and composition (including the skills, knowledge and experience) of the Board at least annually; (ii) making recommendations on any proposed changes to the Board to complement the Company's corporate strategy; (iii) developing and formulating relevant procedures for the nomination and appointment of Directors; (iv) making recommendations to the Board on the appointment or re-appointment of Directors; (v) planning the succession of Directors; and (vi) assessing the independence of independent non-executive Directors.

In assessing the Board composition, the Nomination Committee would take into account various aspects set out in the Board Diversity Policy, including but not limited to gender, age, cultural and educational background, professional qualifications, skills, knowledge and industry and regional experience. The Nomination Committee would discuss and agree on measurable objectives for achieving diversity on the Board, where necessary, and recommend them to the Board for adoption.

During the year ended 31 December 2022, the Nomination Committee met three times to:

- review the structure, size and composition of the Board;
- assess the independence of the independent non-executive Directors;
- consider the qualifications of the retiring Directors standing for election at the annual general meeting; and
- review the Board Diversity Policy and the progress on achieving the measurable objectives implementing the Board diversity policy.

### Board Meetings

Regular Board meetings should be held at least four times a year involving active participation, either in person or through electronic means of communication, of a majority of Directors.

During the year ended 31 December 2022, the Board has held six board meetings to review financial and operating performance of the Company and to discuss future strategies. The Directors participated in the Board meetings in person or through electronic means.

Draft agendas of each meeting are normally made available to the Directors in advance. Notice and draft agendas of regular Board meetings are served to all Directors at least 14 days before the meeting, to enable them to include other matters in the agenda. For other Board and committee meetings, reasonable notice is generally given.

Board papers together with all appropriate, complete and reliable information are sent to all Directors at least 3 days before each Board meeting or committee meeting to keep Directors updated of the latest developments and financial position of the Company and to enable them to make informed decisions. The Board and each Director also have separate and independent access to the senior management where necessary.

Where necessary, senior management would attend regular Board meetings and other Board and committee meetings to advise on business developments, financial and accounting matters, statutory and regulatory compliance, corporate governance and other major aspects of the Company.

All the Directors have access to advice and services of the company secretary, who is responsible for ensuring that Board procedures and applicable regulations under the Company's articles of association or otherwise are complied with. Each Director is entitled, if necessary, to seek independent professional advice at the Company's expense.

All minutes are kept by the Company and are open for inspection by any Director during normal office hours with reasonable advance notice. Matters considered and decisions reached at Board and Committee meetings are recorded with sufficient detail in the minutes. Draft and final versions of minutes of Board meetings will be sent to all Directors for their comments and recorded within a reasonable time after the relevant meeting is held.

The Company's articles of association contain provisions requiring Directors to abstain from voting and not to be counted in the quorum at meetings for approving transactions in which such Directors or any of their associates have a material interest.

## Attendance Record of Directors and Committee Members

The attendance record of each Director at the Board and Board Committee meetings and the general meeting of the Company held during the year ended 31 December 2022 is set out in the table below:

Name of Directors	Board	Audit Committee	Remuneration Committee	Nomination Committee	General Meeting
<i>Executive Directors</i>					
Mr. Ma Fujiang (Note 1)	3/3	N/A	1/1	1/1	0/0
Mr. Bao Xiangyi (Note 2)	2/2	N/A	N/A	N/A	0/0
Mr. Lu Wei (Note 3)	3/3	N/A	1/1	1/1	0/0
Mr. Lu Ao	6/6	N/A	N/A	N/A	1/1
Ms. Xu Xing (Note 4)	6/6	N/A	1/1	1/1	1/1
Mr. Wang Xinming (Note 5)	4/4	N/A	N/A	N/A	1/1
<i>Independent non-executive Directors</i>					
Ms. Liu Wenji	6/6	2/2	3/3	3/3	1/1
Ms. Liu Yangfang	6/6	2/2	3/3	3/3	1/1
Mr. Ho Hung Tim Chester	6/6	2/2	N/A	N/A	1/1

Notes:

- Mr. Ma Fujiang has been appointed as an executive Director, the member of the Remuneration Committee and a member of the Nomination Committee with effect from 17 June 2022. 3 board meetings, 1 remuneration committee meeting, 1 nomination committee meeting and 0 general meeting were held after his appointment.
- Mr. Bao Xiangyi has been appointed as an executive Director with effect from 6 September 2022. 2 board meetings and 0 general meeting were held after his appointment.
- Mr. Lu Wei has resigned as an executive Director, the member of the Remuneration Committee and a member of the Nomination Committee on 17 June 2022. 3 board meetings, 1 remuneration committee meeting 1 nomination committee meeting and 0 general meeting were held during his tenure.
- Ms. Xu Xing was appointed as a member of the Remuneration Committee and a member of the Nomination Committee on 13 June 2022, and resigned as a member of the Remuneration Committee and a member of the Nomination Committee on 17 June 2022. 1 remuneration committee meeting and 1 nomination committee meeting were held during his/her tenure.
- Mr. Wang Xinming has resigned as an executive Director on 6 September 2022. 4 board meetings and 1 general meeting were held during his tenure.

Apart from regular Board meetings, the Chairman of the Board also held a meeting with the independent non-executive Directors without the presence of executive Directors during the year ended 31 December 2022.

### Continuous Professional Development of Directors

Directors keep abreast of responsibilities as Directors of the Company and of the conduct, business activities and development of the Company and to ensure that their contribution to the Board remains informed and relevant.

Each newly appointed Director will receive comprehensive, formal and tailored induction on the first occasion of his appointment, so as to ensure that he has appropriate understanding of the business and operations of the Group and that he/she is fully aware of his responsibilities and obligations under the Listing Rules and relevant regulatory requirements.

Directors should participate in appropriate continuous professional development to develop and refresh their knowledge and skills to ensure that their contribution to the Board remains informed and relevant. Internally-facilitated briefings for Directors would be arranged and reading materials on relevant topics would be issued to Directors where appropriate. There are also arrangements in place for providing continuing briefing and professional development to Directors at the Company's expenses whenever necessary.

The Company provides regular updates and presentations on changes and developments relating to the Group's business and the legislative and regulatory environments in which the Group conducts its business to the Directors.

During the year ended 31 December 2022, all Directors have been required to provide the Company with a record of the training they received on a half-year basis, and such records have been maintained by the Company.

A summary of the Directors' participation in internal and other external training for the year ended 31 December 2022 is as follows:

Name of Directors	Attending briefing/seminars	Reading materials/ regulatory updates/ management monthly updates
<i>Executive Directors</i>		
Mr. Ma Fujiang	√	√
Mr. Bao Xiangyi	√	√
Mr. Lu Ao	√	√
Ms. Xu Xing	√	√
<i>Independent non-executive Directors</i>		
Ms. Liu Wenji	√	√
Ms. Liu Yangfang	√	√
Mr. Ho Hung Tim Chester	√	√



### CORPORATE GOVERNANCE FUNCTIONS

The Audit Committee is responsible for performing the corporate governance functions set out in the code provision D.3.3 of the CG Code.

The Board reviewed (i) the Company's corporate governance policies and practices; (ii) the training and continuous professional development of Directors and senior management; (iii) the Company's policies and practices on compliance with legal and regulatory requirements; (iv) the code of conduct applicable to the employees and Directors; and (v) the Company's compliance with the CG Code and disclosures in this Corporate Governance Report.

The Board and the Audit Committee will continue to review and improve the corporate governance practices and standards of the Company to ensure that their business and decision-making processes are regulated in a proper and prudent manner.

### BOARD DIVERSITY POLICY

The Company has adopted a Board Diversity Policy which sets out the approach to achieve diversity of the Board. The Company recognizes and embraces the benefits of having a diverse Board and sees increasing diversity at the Board level as an essential element in maintaining the Company's competitive advantage.

Pursuant to the Board Diversity Policy, the Nomination Committee will review annually the structure, size and composition of the Board and where appropriate, make recommendations on changes to the Board to complement the Company's corporate strategy and to ensure that the Board maintains a balanced diverse profile. In relation to reviewing and assessing the Board composition, the Nomination Committee is committed to diversity at all levels and will consider a number of aspects, including but not limited to gender, age, cultural and educational background, professional qualifications, skills, knowledge and regional and industry experience.

The Company aims to maintain an appropriate balance of diversity perspectives that are relevant to the Company's business growth and is also committed to ensuring that recruitment and selection practices at all levels (from the Board downwards) are appropriately structured so that a diverse range of candidates are considered.

The Nomination Committee considers that the Board Diversity Policy is sufficient to serve the purpose and will review the Board Diversity Policy, as appropriate, to ensure its effectiveness.

Pursuant to the amended Rule 13.92 of the Listing Rules (effective from 1 January 2022), the Stock Exchange will not consider diversity to be achieved for a single gender board. As at the date of this report, the Board is in compliance with the requirement of appointing at least a director of a different gender under the Listing Rules and achieve the current measurable targets set by the Company.

Currently, the Board has 7 directors, among which 3 are female directors. The Group considers that the current circumstances of gender diversity in respect of the Board are satisfactory. During the Reporting Period, there were no mitigating factors or circumstances which make achieving gender diversity across the workforce (including the Board, senior management and other employees) more challenging or less relevant.

Similar considerations shall also be in place to assess the candidacy of the senior management team from time to time. The Company is determined to maintain gender diversity and equality in terms of the whole workforce, and to procure the senior management team to achieve gender equality in terms of the gender ratio.

### BOARD NOMINATION POLICY

The Board has delegated its responsibilities and authority for selection and appointment of Directors to the Nomination Committee of the Company.

The Company has adopted a Director Nomination Policy which sets out the selection criteria and process and the Board succession planning considerations in relation to nomination and appointment of Directors of the Company and aims to ensure that the Board has a balance of skills, experience and diversity of perspectives appropriate to the Company and the continuity of the Board and appropriate leadership at Board level.

The Director Nomination Policy sets out the factors for assessing the suitability and the potential contribution to the Board of a proposed candidate, including but not limited to the following:

- Character and integrity;
- Qualifications including professional qualifications, skills, knowledge and experience that are relevant to the Company's business and corporate strategy;
- Diversity in all aspects, including but not limited to gender, age (18 years or above), cultural and educational background, ethnicity, professional experience, skills, knowledge and length of service;
- Requirements of independent non-executive Directors on the Board and independence of the proposed independent non-executive Directors in accordance with the Listing Rules; and
- Commitment in respect of available time and relevant interest to discharge duties as a member of the Board and/or Board committee(s) of the Company.

The Director Nomination Policy also sets out the procedures for the selection and appointment of new Directors and re-election of Directors at general meetings.

The Nomination Committee will review the Director Nomination Policy, as appropriate, to ensure its effectiveness.

### DIRECTORS' RESPONSIBILITY FOR THE FINANCIAL STATEMENTS

The Directors acknowledge their responsibility for preparing the financial statements of the Group for the year ended 31 December 2022.

With the assistance of the finance department of the Group, the Directors have ensured that the financial statements of the Group are prepared in accordance with the statutory requirements and applicable accounting standards. The Directors have also ensured that the financial statements of the Group are published in a timely manner in accordance with the applicable laws and regulations.

The management of the Company has provided to the Board all explanation and information necessary to enable the Board to carry out an informed assessment of the Company's financial statements, which are submitted to the Board for approval.

The Directors are not aware of any material uncertainties relating to events or conditions that may cast significant doubt upon the Company's ability to continue as a going concern. The Directors has prepared the financial statements on a going concern basis.

The statement of the independent auditors of the Company about their reporting responsibilities on the financial statements of the Company is set out in the Independent Auditor's Report on pages 50 to 54 of this annual report.

## AUDITORS' REMUNERATION

The remuneration paid to the Group's external auditors, Ernst & Young for the year ended 31 December 2022 is set out below:

<b>Services provided</b>	<b>Fees (RMB'000)</b>
Audit services	6,100
Non-audit services <sup>note</sup>	153
<b>Total</b>	<b>6,253</b>

Note: Ernst & Young (China) Advisory Limited provided consultancy services for 2022 Environmental, Social and Governance (ESG) Report for the Group.

## RISK MANAGEMENT AND INTERNAL CONTROLS

The Board acknowledges its responsibility for the risk management and internal control systems and reviewing their effectiveness. Such systems are designed to manage rather than eliminate the risk of failure to achieve business objectives, and can only provide reasonable and not absolute assurance against material misstatement or loss.

The Board has the overall responsibility for evaluating and determining the nature and extent of the risks it is willing to take in achieving the Company's strategic objectives, and establishing and maintaining appropriate and effective risk management and internal control systems.

The Audit Committee assists the Board in leading the management and overseeing their design, implementation and monitoring of the risk management and internal control systems.

The risk management and internal control systems, which include a defined management structure with specified limits of authority and control responsibilities, is designed to (i) facilitate effective and efficient operations; (ii) ensure reliability of financial reporting and compliance with applicable laws and regulations; (iii) identify and manage potential risks; and (iv) safeguard the assets of the Group.

The Company has developed the internal risk control systems and the corresponding management code, and the audit department of internal control is in place under each region of the Group, tracking the implementation of the risk control system and the management code on a regular basis.

The internal auditor reviews and evaluates the control process, monitors any risk factors on a regular basis, and reports to the Audit Committee on any findings and measures to address the variances and identified risks.

During its annual review, the Audit Committee also considers the adequacy of resources, qualifications and experience of staff of the Group's accounting and financial reporting function and their training programs and budgets.

To supplement the above, employees can report any misconduct, impropriety or fraud cases within the Group to the Audit Committee without the fear of recrimination.

## CORPORATE GOVERNANCE REPORT

In respect of the procedure of dealing with and disseminating inside information as well as the internal control measure:

- The Group strictly complies with the disclosure requirements of the Listing Rules and the Guidelines on Disclosure of Inside Information published by the Securities and Futures Commission in June 2012 for dealing with and disseminating inside information.
- The Group discloses broad and non-exclusive information to the public through financial report, announcement and official website.
- The Group has established the internal confidential rules directed against the senior management and general staff who can access inside information due to their rankings or duties, provides education and training on confidential regulations and requires the aforesaid staff to sign a confidential commitment. In respect of results announcement or material transaction, the Group strictly controls and limits the scope of staff who can access information. The material sensitive information is concealed by confidential code (including electronic, written and verbal). The Group also gives written notices about the lock-up period and other matters required for special attention to avoid the dissemination of inside information.

Based on the results of evaluations and representations made by the management and the internal auditor during the year ended 31 December 2022, the Board, as supported by the Audit Committee, is satisfied that (i) there is an ongoing process for identifying, evaluating and managing the significant risks faced by the Group that threaten the achievement of its business objectives; (ii) that appropriate systems of risk management and internal control have been in place during the year ended 31 December 2022 and up to the date of approval of this annual report; and (iii) that the Company's risk management and internal control systems are effective and adequate.

## COMPANY SECRETARY

Ms. Xu Xing ("**Ms. Xu**") is the company secretary.

Ms. Xu, who is the executive Director of the Company, was appointed as a joint company secretary on 20 November 2018. On 19 November 2021, the Stock Exchange has confirmed that Ms. Xu satisfies the requirements to act as the sole company secretary of the Company under Rule 3.28 of the Listing Rules (the "**Confirmation**"). Following the Confirmation, Ms. Xu has been appointed as the sole company secretary of the Company with effect from 20 November 2021.

All Directors have access to the advice and services of the joint company secretaries on corporate governance and board practices and matters.

Ms. Xu has complied with Rule 3.29 of the Listing Rules by taking no less than 15 hours of professional training to update her skills and knowledge for the year ended 31 December 2022.

## REMUNERATION OF DIRECTORS AND SENIOR MANAGEMENT

The Company has established a formal and transparent procedure for formulating policies on the remuneration of senior management of the Group. The goal of developing staff remuneration packages is to enable the Company to motivate the executive Directors and senior management by linking their remuneration to the Company's operating results, individual performances and comparable market rates. Details of the remuneration of each Director for the year ended 31 December 2022 are set out in note 9 to the financial statements of this annual report.

For the year ended 31 December 2022, the aggregate emolument paid to members of non-director senior management was within the following bands:

By Band	Number of Individuals
HK\$1,000,001-HK\$1,500,000	4
HK\$1,500,001-HK\$2,000,000	1

## SHAREHOLDERS' RIGHTS

To safeguard shareholder interests and rights, a separate resolution is proposed for each substantially separate issue at general meetings, including the election of individual Directors.

Except where the chairman, in good faith, decides to allow a resolution which relates purely to a procedural or administrative matter to be voted on by a show of hands, all resolutions put forward at general meetings will be voted on by poll pursuant to the Listing Rules and poll results will be posted on the websites of the Company and of the Stock Exchange after each general meeting.

### Procedure for Convening an Extraordinary General Meeting by Shareholders

Pursuant to the Company's articles of association, any two or more shareholders (or any one shareholder which is a recognised clearing house) holding not less than one-tenth of the issued share capital of the Company carrying the right of voting at general meetings may require an extraordinary general meeting by a written requisition to the Board or the Company Secretary either via personal delivery or mail (for the attention of the Board of Directors/Company Secretary, at 5/F, Manulife Place, 348 Kwun Tong Road, Kowloon, Hong Kong) or via email (info@klbaoxin.com). The Board shall, within 21 days from the date of deposit of the requisition, duly convene a general meeting to be held within another 21 days.

### Procedure for Putting Forward Proposals at General Meetings

Any shareholder who wishes to put forward proposals at general meetings of the Company shall submit such proposals to the Board in writing for the Board's consideration either via personal delivery or mail (for the attention of the Board of Directors/Company Secretary, at 5/F, Manulife Place, 348 Kwun Tong Road, Kowloon, Hong Kong) or via email (info@klbaoxin.com).

The Board may, in its sole discretion, consider if such proposals are appropriate and shall put forward such proposals to the shareholders for approval at the next annual general meeting, or at an extraordinary general meeting to be convened by the Board, as appropriate.



### Procedure for Putting Forward Enquiries to the Board

Shareholders are, at any time, welcome to send their enquires or requests to the Board via personal delivery or mail (for the attention of Shareholder Communication, at 5/F, Manulife Place, 348 Kwun Tong Road, Kowloon, Hong Kong) or via email (info@klbaoxin.com).

Note: The Company will not normally deal with verbal or anonymous enquiries.

For the avoidance of doubt, shareholder(s) must deposit/send the original duly signed written requisition, notice or statement, or enquiry (as the case may be) to the Company's aforesaid address, and provide his/her/their full name, contact details and identification in order to give effect thereto. Shareholders' information may be disclosed as required by law.

The Shareholder Communication Policy and Procedures for Shareholders to Propose a Person for Election as Director are available on the website of the Company.

### INVESTOR RELATIONS AND COMMUNICATION WITH SHAREHOLDERS

The Company considers that effective communication with shareholders is essential for enhancing investor relations and investor understanding of the Group's business performance and strategies. The Company also recognises the importance of transparency and timely disclosure of corporate information, which will enable shareholders and investors to make the best investment decisions.

The Company endeavours to maintain an on-going dialogue with shareholders and in particular, through annual general meetings and extraordinary general meetings. The Chairman of the Board, independent non-executive Directors, and the chairmen of all Board committees (or their delegates) will make themselves available at general meetings to meet shareholders and answer their enquiries.

In addition, to promote effective communication, the Company maintains a website at [www.klbaoxin.com](http://www.klbaoxin.com), where up-to-date information and updates on the Company's business developments and operations, financial information, corporate governance practices and other information are available for public access.

The Board reviews the implementation and effectiveness of the above shareholder communication policy on an annual basis. For the year under review, the Board considers that the policy is adequate and effective for the following reasons: (a) the policy provides multiple channels of communication to meet the different preferences of shareholders or stakeholders, including the publication of updates on the Company's official website (such as financial results and reports, announcements and circulars), correspondence and email addresses for them to communicate in writing, and telephone number for them to communicate directly with each other in conversation and physical general meetings; (b) the Directors and the chairmen of Board Committee, the Company Secretary and/or other professional advisers (if any) attending the general meetings will be available to answer questions from Shareholders; and (c) designated officers of the Company will be responsible for responding promptly to enquiries or comments from Shareholders or stakeholders.

### CONSTITUTIONAL DOCUMENTS

During the year ended 31 December 2022, the Company did not make any changes to its articles of association. An up-to-date version of the Company's article of association is available on both the websites of the Stock Exchange and the Company.

The Company proposes to amend the articles of association of the Company in light of, among others, the amendments made to Appendix 3 to the Listing Rules. The amendments will be subject to approval of the shareholders of the Company under a special resolution in the upcoming annual general meeting.

### DIVIDEND POLICY

The Company has adopted a Dividend Policy on payment of dividends. The Company does not have any pre-determined dividend payout ratio. Depending on the financial conditions of the Company and the Group and the conditions and factors as set out in the Dividend Policy, dividends may be proposed and/or declared by the Board during a financial year and any final dividend for a financial year will be subject to the shareholders' approval.

# DIRECTORS AND SENIOR MANAGEMENT

## DIRECTORS

### Executive Directors

**Mr. Ma Fujiang (馬赴江)**, aged 59, has been an executive Director, the Chairman of the Board and a member of the Remuneration Committee and the Nomination Committee of the Company since 17 June 2022. Mr. Ma is a qualified Senior Operation Manager (高級經營師). Mr. Ma joined China Grand Automotive Services Group Company Limited (廣匯汽車服務集團股份公司), a company listed on Shanghai Stock Exchange (SSE Stock Code: 600297) (“CGA”), in May 2012 and is currently the chairman and executive vice president of the board of CGA. Mr. Ma previously acted as the director of Xinjiang Electromechanical Equipment Co., Ltd.\* (新疆機電設備有限責任公司) from 1991 to September 2002, the deputy general manager and the general manager of Xinjiang Tianhui Auto Sales Service Co., Ltd.\* (新疆天匯汽車銷售服務有限公司), a subsidiary of CGA, from October 2002 to February 2009 and the general manager of Lanzhou Guanghui Saichi Auto Service Co., Ltd.\* (蘭州廣匯賽馳汽車服務有限公司), a subsidiary of CGA, from February 2009 to July 2013.

**Mr. Bao Xiangyi (鮑鄉誼)**, aged 42, has been an executive Director and the president of the Company since 6 September 2022. Mr. Bao has over ten years of experience in senior management and automobile operation. He currently serves as the director of Guanghui Logistics Co., Ltd., a company listed on the Shanghai Stock Exchange (SSE Stock Code: 600603), and the vice president of China Grand Automotive Services Group Co., Ltd., a company listed on the Shanghai Stock Exchange (SSE Stock Code: 600297). From October 2011 to October 2021, he served as the general manager of the operation and brand management department of China Grand Automotive Services Group Co., Ltd.. From October 2021 to June 2022, he served as the vice president of Xinjiang Guanghui Industrial Investment (Group) Company Limited. Mr. Bao graduated from Sichuan University in November 1999 with a bachelor’s degree in marketing.

**Mr. LU Ao (盧翱)**, aged 50, has been an executive Director of the Company since 21 June 2016. Mr. Lu has been the vice president and chief financial officer of CGA since July 2015 and he has been a director of CGA since September 2020. Mr. Lu served as the chief business development officer, vice president and chief financial officer of CGA Limited and its predecessor from January 2007 until July 2015. Mr. Lu served as a manager of the corporate development department of the Asia Pacific region of Danone from August 2005 to September 2006, and a manager of the corporate investment and M&A strategic consulting department of PricewaterhouseCoopers from January 2004 to August 2005. Mr. Lu obtained a bachelor’s degree in economics from Southwest University of Finance & Economics (西南財經大學) in July 1995, and obtained an MBA degree from Fordham University in the Beijing International MBA program at Peking University in February 2004. Mr. Lu was admitted as a certified public accountant of PRC by Chinese Institute of Certified Public Accountants in August 1998.

\* For identification purpose only

## DIRECTORS AND SENIOR MANAGEMENT

**Ms. XU Xing (許星)**, aged 45, has been the executive director of the Company since 8 June 2018 and was the non-executive director of the Company from October 2017 to June 2018. She was also appointed as a joint company secretary of the Company on 20 November 2018 and the sole company secretary of the Company on 19 November 2021. Ms. Xu is primarily responsible for the corporate governance and capital market related matters of the Company and therefore has extensive experience in matters concerning the board of directors and the corporate governance of the Company. Ms. Xu was also appointed as the vice president of the Company in May 2017. Ms. Xu is the director and the secretary of the board and vice president of CGA and was the assistant to the president of CGA from October 2016 to June 2018. Prior to joining CGA, Ms. Xu was the executive president of Shanghai Yanhua Smartech Group Co., Ltd (上海延華智能科技(集團)股份有限公司) (“SYSG”), a company listed on Shenzhen Stock Exchange (SHE: 002178) from January 2014 to October 2016. Ms. Xu was also the deputy general manager and secretary of the board of SYSG from December 2009 to August 2014. From November 2007 to May 2009, Ms. Xu was a senior consultant in Han Consulting (China) Ltd. (漢普管理諮詢(中國)有限公司). Ms. Xu has over 10 years of experience in senior management. Ms. Xu obtained a master’s degree from University of Portsmouth, United Kingdom in 2006 and a MBA degree from Shanghai University of Finance and Economics (上海財經大學) in 2007. Ms. Xu also obtained a EMBA from China Europe International Business School (中歐國際工商學院) and the Certificate of Secretary of the Board (董事會秘書資格證書) issued by the Shenzhen Stock Exchange in 2009.

Currently, Ms. Xu is the vice president of China Automobile Dealers Association (中國汽車流通協會) and vice secretary general of Dalian Association for Public Companies (大連上市公司協會). She was awarded the honorary titles of 8 March Red Banner Pacesetter in Shanghai (上海市三八紅旗手) and Top 10 IT Youth New Talent in Shanghai (上海IT青年十大新銳). She was also awarded the honorary titles of the 10th, 14th and 17th Golden-plated Secretaries to the Board (新財富金牌董秘), 4A for the performance of directors of public companies rated by the China Association for Public Companies (中國上市公司協會) in 2022, the Top 100 Excellent Secretaries (百強優秀董秘獎) of public companies in China, as well as the Golden-plated Secretaries (金牌董秘) by a number of institutions including Securities Daily (證券日報), Securities Times (證券時報), Shanghai Securities News (上海證券報) and Sina Finance (新浪財經).

### Independent non-executive Directors

**Ms. LIU WENJI (劉文姬)**, aged 59, has been an independent non-executive director, the chairman of the Audit Committee, the chairman of the Remuneration Committee and a member of the Nomination Committee of the Company since 30 June 2021. Ms. Liu has over 30 years of professional management experience in government departments and companies. She has been the deputy secretary general of China Automobile Dealers Association since November 2007. She was the former deputy director of the Fuel Department of the Ministry of Domestic Trade from September 1990 to July 1999 and manager of Assets Department of China Automobile Trade General Corp. (中國汽車貿易總公司) from July 1999 to June 2002. She was the assistant to the general manager of Huaxing New World Auto Service Company Limited\* (華星新世界汽車服務有限公司) from June 2002 to July 2007.

Ms. Liu obtained a bachelor’s degree of business management from the China University of Mining and Technology (中國礦業大學) in July 1985 and a master’s degree of engineering from the same university in July 1990.

\* For identification purpose only

## DIRECTORS AND SENIOR MANAGEMENT

**Ms. LIU Yangfang (劉陽芳)**, aged 51, is an independent non-executive director, the chairman of the Nomination Committee, and a member of each of the Audit Committee and the Remuneration Committee of the Company. Ms. Liu has been the managing partner and the deputy director of HENG TAI LAW OFFICES (“**HENG TAI**”) (Previously name as C & S Law Firm) since January 2016. She was the partner of HENG TAI from December 2008 to December 2015 and the practicing lawyer of HENG TAI from July 2000 to November 2008. She has been an independent director of Ningbo Vichnet Technology Co., Ltd. since December 2022. Ms. Liu has over 15 years of professional legal service experience in corporate law. Ms. Liu obtained a bachelor’s degree of law majoring in International Economic Law of Fudan University in July 2000 and a master’s degree (LLM) from Chicago-Kent College of Law of Illinois Institute of Technology in the United States of America in May 2010, respectively. Ms. Liu was appointed as an independent non-executive director of the Company on 8 June 2018.

**Mr. HO HUNG TIM CHESTER (何鴻添)**, aged 56, has been an independent non-executive director and a member of the Audit Committee of the Company since 30 June 2021. Mr. Ho has over 30 years of professional accounting and financial service experience in Canada and Hong Kong. He has been the external independent member of the Investment Committee of Canadian Race Relations Foundation since January 2020. He was a tax senior of Arthur Andersen & Co. (Canada) from January 1990 to October 1992 and a senior accountant of Ernst & Young (Hong Kong) from December 1992 to September 1994. He worked in Anglo Chinese Corporate Finance, Limited from May 1995 to July 2000, and left the firm as a director. He later worked in Hang Lung Group Limited as a senior investment manager from August 2000 to June 2002. He worked in China Resources Group from June 2002 to December 2014, and left the firm as the senior deputy chief financial officer of Finance Department.

Mr. Ho obtained a first class honour of bachelor’s degree of arts in economic and social studies from the University of Manchester in England in July 1988 and a master’s degree of business administration from the University of Toronto in Canada in November 1990. He is a member of the American Institute of Chartered Financial Analyst, a Fellow of Canadian Securities Institute, a Canadian Certified Investment Manager, a member of the Hong Kong Institute of Certified Public Accountants, a member of the Institute of Chartered Professional Accountants of Ontario (Canada) and a member of the American Institute of Certified Public Accountants.

## SENIOR MANAGEMENT

Our senior management team are as follows:

**Mr. Bao Xiangyi (鮑鄉誼)** is the president and the executive Director of the Company. Please refer to “Directors and Senior Management — Directors” for a description of his biography.

**Ms. XU Xing (許星)** is the vice president and the executive Director of the Company. Please refer to “Directors and Senior Management — Directors” for a description of her biography.

## COMPANY SECRETARY

**Ms. XU Xing (許星)** has been appointed as the joint company secretary of the Company since 20 November 2018 and the sole company secretary of the Company since 20 November 2021. Please refer to “Directors and Senior Management — Directors” and “Corporate Governance Report — Company Secretary” for a description of her biography.



# REPORT OF THE DIRECTORS

The Directors are pleased to present this annual report together with the audited consolidated financial statements of the Group for the year ended 31 December 2022.

## PRINCIPAL PLACE OF BUSINESS

The Company is a company incorporated in the Cayman Islands. Its principal place of business in Hong Kong is situated at 5/F, Manulife Place, 348 Kwun Tong Road, Kowloon, Hong Kong and have been registered as a non-Hong Kong company under the Companies Ordinance on 16 November 2011.

## PRINCIPAL ACTIVITIES

The principal activity of the Company is investment holding. The principal activities of its subsidiaries are set out in note 1 to the financial statements.

## BUSINESS REVIEW

The business review of the Group as at 31 December 2022 is set out in the section headed "Management Discussion and Analysis" from pages 7 to 17 of this annual report.

## RESULTS

The Group's results for the year ended 31 December 2022 are set out in the consolidated statement of comprehensive income on page 56 of this annual report.

## FINANCIAL STATEMENTS

The profits of the Group for the year ended 31 December 2022 and the state of affairs of the Company and the Group as at that date are set out in the financial statements on pages 55 to 157 of this annual report.

A summary of the results for the year and of the assets and liabilities of the Group as at 31 December 2022 and for the last five financial years are set out on page 158 of this annual report.

## RESERVES

As at 31 December 2022, distributable reserves of the Company amounted to RMB2,385.8 million (2021: RMB2,385.4 million). Details of movements in reserves of the Company during the year are set out in note 46 to the financial statements.

## FINAL DIVIDEND

The Board does not recommend the payment of final dividend for the year ended 31 December 2022.

## ANNUAL GENERAL MEETING

The 2023 AGM will be held on 15 June 2023. Notice of the 2023 AGM will be published and issued to shareholders of the Company in due course.

### CLOSURE OF REGISTER OF MEMBERS

For the purpose of determining shareholders of the Company who are eligible to attend and vote at the 2023 AGM, the register of members of the Company will be closed from Monday, 12 June 2023 to Thursday, 15 June 2023, both days inclusive, during which period no transfer of shares will be effected. In order to be eligible to attend and vote at the 2023 AGM, all duly stamped share transfer documents accompanied by the relevant share certificates must be lodged with the Company's branch share registrar in Hong Kong, Computershare Hong Kong Investor Services Limited, located at Shops 1712-1716, 17th Floor, Hopewell Centre, 183 Queen's Road East, Wanchai, Hong Kong by no later than 4:30 p.m. on Friday, 9 June 2023.

### PROPERTY, PLANT AND EQUIPMENT

Details of movements in property, plant and equipment during the year ended 31 December 2022 are set out in note 13 to the consolidated financial statements.

### SHARE CAPITAL

Details of the movement in the share capital of the Company during the year are set out in note 34 to the financial statements.

Except as disclosed in this annual report, during the year ended 31 December 2022, the Company had no material investment held, had not carried out any material acquisition or disposal of subsidiaries, associates and joint ventures, and had no definite plan for material investment or acquisition of capital assets.

### CONNECTED TRANSACTION AND CONTINUING CONNECTED TRANSACTIONS

Save as disclosed otherwise below, each of the transactions carried out with CGA, the controlling shareholder of the Company, or CGA's subsidiary, which was set out in note 42 to the financial statements, constitutes connected transactions under Chapter 14A of the Listing Rules but are exempt from the relevant reporting, annual review, announcement and independent shareholders' approval requirements under the Listing Rules.

## Baoxin Property Leasing Framework Agreement

On 3 November 2022, the Company and CGA renewed the property leasing framework agreement (the “**Baoxin Property Leasing Framework Agreement**”), pursuant to which the Group shall lease certain property(ies) and/or land owned by the Group to CGA and/or its subsidiaries.

The term of the Baoxin Property Leasing Framework Agreement shall be from 3 November 2022 to 31 December 2024 and is subject to annual caps of RMB10,000,000, RMB11,000,000 and RMB12,000,000 for the years ended 31 December 2022, 2023 and 2024, respectively. The Baoxin Property Leasing Framework Agreement and the transactions contemplated thereunder constitute continuing connected transactions of the Company and are subject to the reporting and announcement requirements, but are exempt from the circular and the independent shareholders’ approval requirements under Chapter 14A of the Listing Rules. Please refer to the announcement of the Company dated 3 November 2022 for further details.

## CGA Property Leasing Framework Agreement

On 3 November 2022, the Company and CGA renewed property leasing framework agreement (the “**CGA Property Leasing Framework Agreement**”), pursuant to which CGA and/or its subsidiaries shall lease certain property(ies) and/or land owned by CGA and/or its subsidiaries to the Group.

The term of the CGA Property Leasing Framework Agreement shall be from 3 November 2022 to 31 December 2024 and is subject to annual caps of RMB10,000,000, RMB11,000,000 and RMB12,000,000 for the years ended 31 December 2022, 2023 and 2024, respectively. The CGA Property Leasing Framework Agreement and the transactions contemplated thereunder constitute continuing connected transactions of the Company and are subject to the reporting and announcement requirements, but are exempt from the circular and the independent shareholders’ approval requirements under Chapter 14A of the Listing Rules. Please refer to the announcement of the Company dated 3 November 2022 for further details.

## Procurement Framework Agreement

On 28 May 2021, the Company and CGA entered into a procurement framework agreement (the “**Procurement Framework Agreement**”), pursuant to which the parties have agreed that the Group, and CGA and its subsidiaries (the “**CGA Group**”) will purchase from and sell to each other certain passenger vehicles, passenger vehicles parts and accessories in accordance with the terms of the Procurement Framework Agreement.

The term of the Procurement Framework Agreement shall be from 28 May 2021 to 31 December 2023. The proposed purchase annual caps for the aggregate amount to be paid by the Company under the Procurement Framework Agreement for the period from 28 May 2021 to 31 December 2021, the year ending 31 December 2022 and the year ending 31 December 2023 are RMB50,000,000, RMB60,000,000 and RMB70,000,000, respectively. The proposed sales annual caps for the aggregate amount to be paid by CGA under the Procurement Framework Agreement for each of the period from 28 May 2021 to 31 December 2021, the year ending 31 December 2022 and the year ending 31 December 2023 is RMB20,000,000. The Procurement Framework Agreement and the transactions contemplated thereunder constitute continuing connected transactions of the Company and are subject to the reporting and announcement requirements, but are exempt from the circular and the independent shareholders’ approval requirements under Chapter 14A of the Listing Rules. Please refer to the announcement of the Company dated 28 May 2021 for further details.

## REPORT OF THE DIRECTORS

Save as disclosed above, all related-party transactions set out in note 42 to the financial statements did not constitute connected transactions or continuing connected transactions of the Company under Chapter 14A of the Listing Rules.

### Confirmation by auditor

The external auditor of the Company was engaged to report on the Group's continuing connected transactions in accordance with Hong Kong Standard on Assurance Engagements 3000 (Revised) "Assurance Engagement Other Than Audits or Reviews of Historical Financial Information" and with reference to Practice Note 740 "Auditor's Letter on Continuing Connected Transactions under the Hong Kong Listing Rules" issued by Hong Kong Institute of Certified Public Accountants. The auditor has issued an unqualified letter containing the conclusions in respect of the above-mentioned continuing connected transactions in accordance with Rule 14A.56 of the Listing Rules and submitted a copy of the auditor's letter to the Stock Exchange. Nothing has come to the auditor's attention that causes it to believe that the above-mentioned continuing connected transactions:

- (a) have not been approved by the Board;
- (b) were not, in all material respects, in accordance with the pricing policies of the Group;
- (c) were not entered into, in all material respects, in accordance with the relevant agreements governing such transactions; and
- (d) have exceeded the annual caps of the transactions.

### Confirmation by independent non-executive Directors

The independent non-executive Directors reviewed the nature, the implementation of the annual caps, pricing policy and internal control procedure of the above-mentioned continuing connected transactions, and confirmed that the transactions were entered into:

- (a) in the ordinary and usual course of business of the Group;
- (b) on normal commercial terms or better; and
- (c) according to the agreement governing them on terms that are fair and reasonable and in the interests of the Company's shareholders as a whole.

## PURCHASE, SALE OR REDEMPTION OF THE COMPANY'S LISTED SECURITIES

During the year ended 31 December 2022, neither the Company nor any of its subsidiaries purchased, sold or redeemed any of the Company's listed securities.

### COMPLIANCE WITH LAWS AND REGULATIONS

For the year ended 31 December 2022, as far as the Directors are aware, the Group has complied with all relevant laws and regulations that have significant impact on the Group.

### ENVIRONMENTAL, SOCIAL AND GOVERNANCE (“ESG”) POLICY

As a public listed company, the Group complies with all relevant national and local environmental laws and regulations, and has established internal environmental policies accordingly. By implementing energy saving and recycling measures, we strive to minimize emission and reduce waste. In addition, we encourage our employees to actively play a role in achieving the sustainable development of the Group through engaging in environmentally friendly practices.

The Group will release the ESG report required by the Listing Rules separately on the website of the Stock Exchange same as the publication date of this annual report. The ESG report will detail the environmental and social performance of the Group during the year.

### DIRECTORS

The Directors during the financial year and up to the date of this annual report were:

#### *Executive Directors*

Mr. MA Fujiang (*Chairman*) (appointed on 17 June 2022)

Mr. BAO Xiangyi (*President*) (appointed on 6 September 2022)

Mr. LU Ao

Ms. XU Xing

Mr. LU Wei (*Chairman*) (resigned on 13 June 2022)

Mr. WANG Xinming (*President*)

(resigned on 6 September 2022)

#### *Independent Non-Executive Directors*

Ms. LIU Wenji

Ms. LIU Yangfang

Mr. HO Hung Tim Chester

Pursuant to articles 16.18 and 16.2 of the Company’s articles of association and code provision B.2.2 of the CG Code, Mr. Ma Fujiang, Mr. Bao Xiangyi, Ms. Liu Wenji, Ms. Liu Yangfang and Mr. Ho Hung Tim Chester will retire at the 2023 AGM. All the above Directors, being eligible, will offer themselves for re-election at the 2023 AGM.

None of the Directors has a service contract which is not determinable by the Company within one year without payment of compensation (other than statutory compensation).

### DIRECTORS’ INTERESTS IN CONTRACTS

Other than the connected transactions set out in this annual report, no transaction, arrangement or contract of significance to which the Company or its subsidiaries was a party, and in which a Director or an entity connected with a Director had a direct or indirect material interest, subsisted at the end of the year or at any time during the year ended 31 December 2022.

### DIRECTORS' INTERESTS IN COMPETING BUSINESS

Pursuant to Rule 8.10 of the Listing Rules, the Company disclosed that none of the Directors has any interest in any business apart from the Group's business, which competes or is likely to compete, either directly or indirectly with the Group's business.

Save as disclosed in the "Connected Transaction and Continuing Connected Transactions" as set out in this annual report and the related party transactions disclosed in Note 42 to the consolidated financial statements of this annual report, neither the Company nor any of its subsidiaries had entered into any contract of significance with the Company's controlling shareholders (the "**Controlling Shareholders**") or their subsidiaries, or any contract of significance for the provision of services to the Company or any of its subsidiaries by the Controlling Shareholders or their subsidiaries, during the year ended 31 December 2022.

### MANAGEMENT CONTRACT

No contracts concerning the management and administration of the whole or substantial part of the business of the Company were entered into or existed during the year ended 31 December 2022.

### PERMITTED INDEMNITY PROVISION

Pursuant to the Company's articles of association, every Director shall be entitled to be indemnified out of the assets of the Company against all losses or liabilities which he/she may sustain or incur in or about the execution of the duties of his/her office in defending any proceedings in which judgement is given in his/her favour, or which he/she is acquitted. The Company has arranged for appropriate insurance cover for Directors' and officers' liabilities in respect of legal actions against its Directors and officers arising out of corporate activities.

### EQUITY-LINKED ARRANGEMENTS

Apart from the Share Option Scheme (as defined below) of the Company set forth in note 35 to the financial statements, the Company did not enter into any equity-linked agreement during the year ended 31 December 2022, nor was there any subsisting equity-linked agreement entered into by the Company at the end of the reporting year.

### SHARE OPTION SCHEME

The Company operated a share option scheme for the purpose of providing incentives and rewards to eligible participants who contribute to the success of the Group's operations.

During the year ended 31 December 2022, no share option has been granted by the Company pursuant to the share option scheme adopted by the Company on 14 December 2011 (the "**Share Option Scheme**"). A summary of the terms of the Share Option Scheme is set out in appendix VI to the Company's prospectus dated 2 December 2011 and Note 35 to the financial statements.

The Share Option Scheme became effective on 14 December 2011 and remained in force for 10 years. As at 31 December 2022, the Share Option Scheme has expired and as such no options are available for grant.



## REPORT OF THE DIRECTORS

The number of shares that may be issued in respect of options granted under the Share Option Scheme during the year ended 31 December 2022 divided by the weighted average number of shares in issue for the year is 1.64%.

Movements of option shares under the Share Option Scheme during the year ended 31 December 2022 were as follows:

	Date of grant	Exercise price per share	Exercise period		Vesting period (Notes)	Outstanding as at 01/01/2022	Number of shares options				Outstanding as at 31/12/2022
							Granted during the Reporting Period	Exercised during the Reporting Period	Cancelled during the Reporting Period	Lapsed during the Reporting Period	
<b>(i) Directors</b>											
BAO Xiangyi	28/03/2018	3.256 (iv)	28/03/2018	27/03/2028	(i) (ii) (iii)	400,000	-	-	-	-	400,000
LU Ao	28/03/2018	3.256 (iv)	28/03/2018	27/03/2028	(i) (ii) (iii)	1,800,000	-	-	-	-	1,800,000
XU Xing	28/03/2018	3.256 (iv)	28/03/2018	27/03/2028	(i) (ii) (iii)	1,800,000	-	-	-	-	1,800,000
WANG Xinming (v)	28/03/2018	3.256 (iv)	28/03/2018	27/03/2028	(i) (ii) (iii)	3,600,000	-	-	3,600,000	-	0
<b>(ii) Eligible employees</b>											
	28/03/2018	3.256 (iv)	28/03/2018	27/03/2028	(i) (ii) (iii)	44,297,000	-	-	1,700,000	-	42,597,000
<b>Total:</b>						51,897,000	-	-	5,300,000	-	46,597,000

Notes:

- (i) 30% of the share options will be vested on, and exercisable from, the first anniversary of the date of grant;
- (ii) a further 30% of the share options will be vested on, and exercisable from, the second anniversary of the date of grant;
- (iii) a further 40% of the share options will be vested on, and exercisable from, the third anniversary of the date of grant;
- (iv) The closing price of the shares of the Company immediately before the date of grant (i.e. as at 27 March 2018) was HK\$3.27.
- (v) Mr. Wang Xinming has resigned as an executive Director, with effect from 6 September 2022. Please refer to the announcement of the Company dated 6 September 2022 for details.

Details of Share Option Scheme and the share options issued under the Share Option Scheme are included in note 35 to the financial statements.

### DIRECTORS' OR CHIEF EXECUTIVES' INTERESTS AND SHORT POSITIONS IN SHARES, UNDERLYING SHARES AND DEBENTURES

As at 31 December 2022, the interests and short positions of the Directors or chief executives in the shares, underlying shares and debentures of the Company and its associated corporations (within the meaning of Part XV of the Securities and Futures Ordinance (Chapter 571 of the laws of Hong Kong) (the "SFO") as recorded in the register required to be kept by the Company under section 352 of the SFO or as otherwise notified to the Company and the Stock Exchange pursuant to the Model Code for Securities Transactions by Directors of Listed Issuers (the "Model Code") as set out in Appendix 10 to the Listing Rules were as follows:

Name of Director/ chief executive	Capacity/ nature of interest	Number of ordinary shares	Number of underlying shares pursuant to share options <sup>(1, 2)</sup>	Approximate percentage in the Company's issued voting shares
BAO Xiangyi	Beneficial owner	–	400,000 (L)	0.01%
LU Ao	Beneficial owner	–	1,800,000 (L)	0.06%
XU Xing	Beneficial owner	–	1,800,000 (L)	0.06%

Notes:

- (1) These underlying shares were unlisted option shares granted pursuant to the Share Option Scheme, particulars of which are set out in the section headed "Share Option Scheme" in this report.
- (2) The letter "L" denotes the person's long position in such shares.

Save as disclosed above, as at 31 December 2022, none of the Directors, chief executives and their respective associates had any interests and short positions in the shares, underlying shares and debentures of the Company or any of its associated corporations (within the meaning of Part XV of the SFO) as recorded in the register of the Company required to be kept under section 352 of the SFO or as otherwise notified to the Company and the Stock Exchange pursuant to the Model Code.

Apart from the Share Option Scheme, during the year ended 31 December 2022, the Company and any of its subsidiaries were not a party to any arrangements whose objects are, or one of whose objects is, to enable the Directors to acquire benefits by means of the acquisition of shares in, or debentures of, the Company or any other body corporate. Save for those disclosed above, during the year 31 December 2022, none of the Directors (including their respective spouses and children under the age of 18) had any interests in or was granted any right to subscribe for the securities of the Company or its associated corporations (within the meaning of Part XV of the SFO), or had exercised any such rights.

### RETIREMENT BENEFIT SCHEME

Details of the retirement benefits plans of our Group are set out in note 32 to the financial statements.

## DISCLOSEABLE INTERESTS AND SHORT POSITIONS OF SHAREHOLDERS UNDER THE SFO

As at 31 December 2022, the interests or short positions of substantial shareholders, other than the Directors or the chief executives of the Company whose interests or short positions in the shares and underlying shares of the Company and of its associated corporations (within the meaning of Part XV of the SFO) as set out above, who had 5% or more interests or short positions in the shares and underlying shares of the Company as recorded in the register required to be maintained by the Company under section 336 of the SFO were as follows:

Name	Capacity/ nature of interest	Number of ordinary shares <sup>(3)</sup>	Approximate percentage in the Company's issued voting shares
China Grand Automotive Services (Hong Kong) Limited (" <b>CGA HK</b> ") (廣匯汽車服務(香港)有限公司) <sup>(1)</sup>	Beneficial interest	1,921,117,571 (L)	67.70%
*China Grand Automotive Services Co., Ltd. (" <b>CGA Limited</b> ") (廣匯汽車服務有限責任公司) <sup>(1)</sup>	Interest in controlled corporation	1,921,117,571 (L)	67.70%
Shanghai Huiyong Automotive Distribution Co., Ltd. (上海匯湧汽車銷售有限公司) <sup>(1)</sup>	Interest in controlled corporation	1,921,117,571 (L)	67.70%
China Grand Automotive Services Group Co., Ltd. (" <b>CGA</b> ") (廣匯汽車服務集團股份公司) <sup>(1)(3)</sup>	Interest in controlled corporation	1,921,117,571 (L)	67.70%
Baoxin Investment Management Ltd. <sup>(2)</sup>	Beneficial interest	219,379,630 (L)	7.73%
Extensive Success Holdings Limited <sup>(2)</sup>	Interest in controlled corporation	219,379,630 (L)	7.73%
TMF (Cayman) Ltd. <sup>(2)</sup>	Trustee interest	219,379,630 (L)	7.73%
Yang Aihua	Interest in controlled corporation	219,379,630(L)	7.73%

(L) — long position;

\* For identification purpose only

## REPORT OF THE DIRECTORS

Notes:

- (1) CGA HK is wholly owned by Shanghai Huiyong Automotive Distribution Co., Ltd. (上海匯湧汽車銷售有限公司) (which is in turn owned as to approximately 44.23% by CGA Limited and approximately 55.77% by CGA). CGA Limited is wholly owned by CGA. Each of CGA Limited, Shanghai Huiyong Automotive Distribution Co., Ltd. and CGA are deemed to be interested in the shares held by CGA HK.
- (2) Baoxin Investment Management Ltd. is wholly owned by Extensive Success Holding Limited. TMF (Cayman) Ltd. holds the entire issued share capital of Extensive Success Holding Limited as trustee. Each of Extensive Success Holding Limited and TMF (Cayman) Ltd. is deemed to be interested in the shares held by Baoxin Investment Management Ltd.
- (3) The letter "L" denotes the person's long position in such shares.

Save as disclosed above, the Company has not been notified of any other interests or short positions in the shares or underlying shares representing 5% or more of the issued share capital of the Company as at 31 December 2022.

## MAJOR CUSTOMERS AND SUPPLIERS

Since none of the Group's sales to a single customer amounted to 10% or more of the Group's revenue during the year under review, and sales to the Group's five largest customers accounted for less than 30% of the Group's total sales for the year, no major customer segment information is presented in accordance with HKFRS 8 Operating Segments.

The aggregate purchase attributable to the Group's five largest suppliers accounted for approximately 84.72% (2021: 82.3%) and the largest supplier accounted for approximately 46.24% (2021: 40.9%) of the Group's total purchases for the year ended 31 December 2022.

At no time during the year ended 31 December 2022 have the Directors, their close associates or any shareholder of the Company (which to the knowledge of the Directors owns more than 5% of the Company's share capital) had any interest in these major customers and suppliers.

## PUBLIC FLOAT

Based on the information that is publicly available to the Company and within the knowledge of the Directors as at the latest practicable date prior to the issue of this annual report (the "**Latest Practicable Date**"), the Company maintained the prescribed public float as required by the Listing Rules as at the Latest Practicable Date.

## PRE-EMPTIVE RIGHTS

There is no provision for pre-emptive rights under the Company's articles of association or the laws in the Cayman Islands, which would oblige the Company to offer new shares on a pro-rata basis to existing shareholders.

## TAX RELIEF FOR HOLDERS OF LISTED SECURITIES

As at 31 December 2022, holders of listed securities of the Company were not entitled to obtain any relief from taxation by reason of their holding of such securities pursuant to the laws of the Cayman Islands.

## **RELATIONSHIP WITH STAKEHOLDERS**

The Company recognises that our employees, customers and business associates are key to our sustainability development. We strive to achieve corporate sustainability through engaging our employees, providing quality services for our customers, collaborating with business partners and supporting the community and social welfare.

The Company places significant emphasis on human capital. The Company provides a fair workplace, promoting non-discrimination and diversity to our staff, together with competitive remuneration and benefits, as well as a range of opportunities for career advancement based on employees' merits and performance. Furthermore, we have established and will continue to promote our KPI-driven corporate culture with a clear career and promotion system to motivate our employees. Our employees are provided with rotation opportunities both cross-stores and cross-functions to develop their skills and their own career path with us.

We promote a customer-oriented culture within the Company. The Company values the feedback from customers by daily communication and other means. The Company has also established the mechanism about customer service and support. The Company treats providing customer support as an opportunity to improve our relationship with the customer, addressing customer's concern in a timely manner and in accordance with international standards.

We have strong and established working relationships with leading global automakers and their PRC joint venture corporations. We believe that our suppliers are equally important in our development into a first-class automobile dealer enterprise. Therefore, we proactively collaborate with our business partners to deliver quality sustainable services.

With the goal of developing into a preeminent international enterprise and a trustworthy public company, the Company actively fulfill its social responsibility. The Group, with high quality products and services, is committed to creating good internal and external corporate relationships, and build a harmonious enterprise to undertake its responsibilities for employees, customers, suppliers and the shareholders.

## **ASSESSMENT OF PROPERTY INTERESTS OR TANGIBLE ASSETS**

During the year ended 31 December 2022, the Company has not valued its property interests or other tangible assets in accordance with Chapter 5 of the Listing Rules.

## **CONTINUING OBLIGATIONS UNDER CHAPTER 13 OF THE LISTING RULES**

In accordance with the requirements under Rule 13.21 of the Listing Rules, the Directors report below details of loan facilities, which existed during the year ended 31 December 2022 and up to the date of this annual report and included conditions relating to specific performance of the controlling shareholder of the Company:

## REPORT OF THE DIRECTORS

On 4 March 2022, the Company (as borrower) entered into a facility agreement (the “**Facility Agreement**”) with (among others) Standard Chartered Bank (Hong Kong) Limited (渣打銀行(香港)有限公司)(“**SCBHK**”) as global coordinator, SCBHK and China Everbright Bank Company Limited, Shanghai Branch as mandated lead arranger and bookrunners, China Citic Bank Corporation Limited Suzhou Branch and China Guangfa Bank Co., Ltd, Shanghai Branch as lead arrangers, Industrial Bank Co., Ltd, Shanghai Branch as arranger, a syndicate of banks as original lenders, SCBHK as facility agent and SCBHK as security agent for a term loan facility in the aggregate amount of US\$130,000,000, while the aggregate amount may be increased by the Company in accordance with the Facility Agreement by an aggregate amount of not more than US\$150,000,000 (the “**Facilities**”). The Facilities are available for drawdown for a period of 7 months from the date of the Facility Agreement and the loans made under the Facility Agreement shall be fully repaid within 36 months from the first utilisation date of such loans. CGA will provide joint and several liability guarantee for the Facilities. The purpose of the Facilities is (among others) to refinance the existing indebtedness of the Company and for general corporate purposes of the Group.

Pursuant to the Facility Agreement, upon the occurrence of a “Change of Control”, no lender under the Facility Agreement is obliged to fund any utilization and any lender under the Facility Agreement may, subject to SCBHK (as facility agent) giving not less than 15 days’ notice to the Company, cancel any or all of its commitments and declare its participation in the loans together with accrued interest, and all other amounts accrued or outstanding under the finance documents immediately due and payable.

A “Change of Control” is defined under the Facilities Agreement to include, among others:

- (i) CGA, directly or indirectly, ceases to be the single largest shareholder of the Company or ceases to control the Company;
- (ii) the Company ceases to be consolidated in the audited and consolidated financial statements of CGA;
- (iii) CGA ceases to beneficially own, directly or indirectly, 100% of the equity interests in China Grand Automotive Services LLC. (廣匯汽車服務有限責任公司) (“**CGA LLC**”) or ceases to control CGA LLC;
- (iv) CGA ceases to beneficially own, directly or indirectly, 100% of the equity interests in China Grand Automotive Services (Hong Kong) Limited (廣匯汽車服務(香港)有限公司) (“**CGA HK**”) or ceases to control CGA HK;
- (v) CGA ceases to beneficially own, directly or indirectly, at least 75% of the equity interests in Shanghai Dexin Automotive Services Co., Ltd. (上海德新汽車服務有限公司) (“**Shanghai Dexin**”) or (following any consolidation by merger with any member of CGA Group) the merged entity of Shanghai Dexin and the applicable member of CGA Group (the “**Shanghai Dexin Merged Entity**”) or ceases to control Shanghai Dexin or (if applicable) Shanghai Dexin Merged Entity, unless any reduction below such minimum shareholding percentage is due to any strategic investment in Shanghai Dexin or (if applicable) Shanghai Dexin Merged Entity in accordance with the Facility Agreement; or
- (vi) CGA ceases to beneficially own, directly or indirectly, at least 75% of the equity interests in Huitong Xincheng Leasing Co., Ltd. (匯通信誠租賃有限公司) (“**HTXC Leasing**”) or ceases to control HTXC Leasing, unless any reduction below such minimum shareholding percentage is due to the listing of HTXC Leasing or any strategic investment in HTXC Leasing in accordance with the Facility Agreement.



### AUDITORS

Our external auditor, Ernst & Young, will retire and their re-appointment as the external auditor of the Company has been recommended by the Audit Committee, endorsed by the Board and is subject to approval by the shareholders of the Company at the forthcoming annual general meeting of the Company.

On behalf of the Board

**MA Fujiang**

*Chairman*

Hong Kong, 30 March 2023

# INDEPENDENT AUDITOR'S REPORT



Ernst & Young  
27/F, One Taikoo Place  
979 King's Road  
Quarry Bay, Hong Kong

安永會計師事務所  
香港鰂魚涌英皇道979號  
太古坊一座27樓

Tel電話: +852 2846 9888  
Fax傳真: +852 2868 4432  
ey.com

## To the shareholders of Grand Baoxin Auto Group Limited

*(Incorporated in the Cayman Islands as an exempted company with limited liability)*

## OPINION

We have audited the consolidated financial statements of Grand Baoxin Auto Group Limited (the "Company") and its subsidiaries (the "Group") set out on pages 55 to 157, which comprise the consolidated statement of financial position as at 31 December 2022, and the consolidated statement of profit or loss, the consolidated statement of comprehensive income, the consolidated statement of changes in equity and the consolidated statement of cash flows for the year then ended, and notes to the consolidated financial statements, including a summary of significant accounting policies.

In our opinion, the consolidated financial statements give a true and fair view of the consolidated financial position of the Group as at 31 December 2022, and of its consolidated financial performance and its consolidated cash flows for the year then ended in accordance with Hong Kong Financial Reporting Standards ("HKFRSs") issued by the Hong Kong Institute of Certified Public Accountants ("HKICPA") and have been properly prepared in compliance with the disclosure requirements of the Hong Kong Companies Ordinance.

## BASIS FOR OPINION

We conducted our audit in accordance with Hong Kong Standards on Auditing ("HKSAs") issued by the HKICPA. Our responsibilities under those standards are further described in the *Auditor's responsibilities for the audit of the consolidated financial statements* section of our report. We are independent of the Group in accordance with the HKICPA's *Code of Ethics for Professional Accountants* (the "Code"), and we have fulfilled our other ethical responsibilities in accordance with the Code. We believe that the audit evidence we have obtained is sufficient and appropriate to provide a basis for our opinion.

## KEY AUDIT MATTERS

Key audit matters are those matters that, in our professional judgement, were of most significance in our audit of the consolidated financial statements of the current period. These matters were addressed in the context of our audit of the consolidated financial statements as a whole, and in forming our opinion thereon, and we do not provide a separate opinion on these matters. For each matter below, our description of how our audit addressed the matter is provided in that context.

## KEY AUDIT MATTERS (continued)

We have fulfilled the responsibilities described in the *Auditor's responsibilities for the audit of the consolidated financial statements* section of our report, including in relation to these matters. Accordingly, our audit included the performance of procedures designed to respond to our assessment of the risks of material misstatement of the consolidated financial statements. The results of our audit procedures, including the procedures performed to address the matters below, provide the basis for our audit opinion on the accompanying consolidated financial statements.

### Key audit matters

### How our audit addressed the key audit matter

#### *Impairment assessment of goodwill*

The carrying value of goodwill amounted to RMB1,222,016,000, after provision for impairment of RMB25,051,000 as at 31 December 2022. The Group is required to perform an impairment test for goodwill at least annually. The impairment test was based on the recoverable values of the respective cash-generating units ("CGUs") to which the goodwill was assigned. We focused on this area because management's impairment assessment processes were complex and involved significant judgements, including the degree of subjectivity of expected future cash flow forecasts, associated growth rates and the discount rates applied.

Specific disclosures about goodwill are included in note 2.4 "Summary of significant accounting policies", note 3 "Significant accounting judgements and estimates" and note 19 "Goodwill" to the financial statements.

#### *Vendor rebates*

The Group recognised volume-related vendor rebates on an accrual basis based on the terms of the suppliers' contracts. As at 31 December 2022, the rebates receivable included in the consolidated statement of financial position amounted to approximately RMB6,352,947,000. We focused on this area because the balance of rebates receivable was significant and the process of calculation of the accrual was complex.

Specific disclosures about vendor rebates are included in note 2.4 "Summary of significant accounting policies" and note 24 "Prepayments, other receivables and other assets" to the financial statements.

We evaluated the forecasts used in the determination of the recoverable values with respect to future revenues and operating results by comparing the forecasts with the historical performance of the respective CGUs and the business development plan. We involved our valuation specialists to assist us in evaluating the assumptions and methodologies used by the Group, in particular the discount rates and long-term growth rates. We also checked the related disclosures.

We obtained an understanding of and tested management's key internal controls in relation to the recognition of vendor rebates. We checked the rebate policies adopted against the terms of the relevant supplier contracts and checked the calculation of the rebates receivables based on the rebate policies. We also checked the subsequent settlement of the rebates against the accrued balances.

### OTHER INFORMATION INCLUDED IN THE ANNUAL REPORT

The directors of the Company are responsible for the other information. The other information comprises the information included in the Annual Report, other than the consolidated financial statements and our auditor's report thereon.

Our opinion on the consolidated financial statements does not cover the other information and we do not express any form of assurance conclusion thereon.

In connection with our audit of the consolidated financial statements, our responsibility is to read the other information and, in doing so, consider whether the other information is materially inconsistent with the consolidated financial statements or our knowledge obtained in the audit or otherwise appears to be materially misstated. If, based on the work we have performed, we conclude that there is a material misstatement of this other information, we are required to report that fact. We have nothing to report in this regard.

### RESPONSIBILITIES OF THE DIRECTORS FOR THE CONSOLIDATED FINANCIAL STATEMENTS

The directors of the Company are responsible for the preparation of the consolidated financial statements that give a true and fair view in accordance with HKFRSs issued by the HKICPA and the disclosure requirements of Hong Kong Companies Ordinance, and for such internal control as the directors determine is necessary to enable the preparation of consolidated financial statements that are free from material misstatement, whether due to fraud or error.

In preparing the consolidated financial statements, the directors of the Company are responsible for assessing the Group's ability to continue as a going concern, disclosing, as applicable, matters related to going concern and using the going concern basis of accounting unless the directors of the Company either intend to liquidate the Group or to cease operations or have no realistic alternative but to do so.

The directors of the Company are assisted by the Audit Committee in discharging their responsibilities for overseeing the Group's financial reporting process.

## AUDITOR'S RESPONSIBILITIES FOR THE AUDIT OF THE CONSOLIDATED FINANCIAL STATEMENTS

Our objectives are to obtain reasonable assurance about whether the consolidated financial statements as a whole are free from material misstatement, whether due to fraud or error, and to issue an auditor's report that includes our opinion. Our report is made solely to you, as a body, and for no other purpose. We do not assume responsibility towards or accept liability to any other person for the contents of this report.

Reasonable assurance is a high level of assurance, but is not a guarantee that an audit conducted in accordance with HKSA's will always detect a material misstatement when it exists. Misstatements can arise from fraud or error and are considered material if, individually or in the aggregate, they could reasonably be expected to influence the economic decisions of users taken on the basis of these consolidated financial statements.

As part of an audit in accordance with HKSA's, we exercise professional judgement and maintain professional scepticism throughout the audit. We also:

- Identify and assess the risks of material misstatement of the consolidated financial statements, whether due to fraud or error, design and perform audit procedures responsive to those risks, and obtain audit evidence that is sufficient and appropriate to provide a basis for our opinion. The risk of not detecting a material misstatement resulting from fraud is higher than for one resulting from error, as fraud may involve collusion, forgery, intentional omissions, misrepresentations, or the override of internal control.
- Obtain an understanding of internal control relevant to the audit in order to design audit procedures that are appropriate in the circumstances, but not for the purpose of expressing an opinion on the effectiveness of the Group's internal control.
- Evaluate the appropriateness of accounting policies used and the reasonableness of accounting estimates and related disclosures made by the directors.
- Conclude on the appropriateness of the directors' use of the going concern basis of accounting and, based on the audit evidence obtained, whether a material uncertainty exists related to events or conditions that may cast significant doubt on the Group's ability to continue as a going concern. If we conclude that a material uncertainty exists, we are required to draw attention in our auditor's report to the related disclosures in the consolidated financial statements or, if such disclosures are inadequate, to modify our opinion. Our conclusions are based on the audit evidence obtained up to the date of our auditor's report. However, future events or conditions may cause the Group to cease to continue as a going concern.
- Evaluate the overall presentation, structure and content of the consolidated financial statements, including the disclosures, and whether the consolidated financial statements represent the underlying transactions and events in a manner that achieves fair presentation.
- Obtain sufficient appropriate audit evidence regarding the financial information of the entities or business activities within the Group to express an opinion on the consolidated financial statements. We are responsible for the direction, supervision and performance of the group audit. We remain solely responsible for our audit opinion.

### AUDITOR'S RESPONSIBILITIES FOR THE AUDIT OF THE CONSOLIDATED FINANCIAL STATEMENTS (continued)

We communicate with the Audit Committee regarding, among other matters, the planned scope and timing of the audit and significant audit findings, including any significant deficiencies in internal control that we identify during our audit.

We also provide the Audit Committee with a statement that we have complied with relevant ethical requirements regarding independence and to communicate with them all relationships and other matters that may reasonably be thought to bear on our independence, and where applicable, actions taken to eliminate threats or safeguards applied.

From the matters communicated with the Audit Committee, we determine those matters that were of most significance in the audit of the consolidated financial statements of the current period and are therefore the key audit matters. We describe these matters in our auditor's report unless law or regulation precludes public disclosure about the matter or when, in extremely rare circumstances, we determine that a matter should not be communicated in our report because the adverse consequences of doing so would reasonably be expected to outweigh the public interest benefits of such communication.

The engagement partner on the audit resulting in this independent auditor's report is Lai Chee Kong.

#### **Ernst & Young**

Certified Public Accountants

Hong Kong

30 March 2023



# CONSOLIDATED STATEMENT OF PROFIT OR LOSS

Year ended 31 December 2022

	Notes	2022 RMB'000	2021 RMB'000
<b>REVENUE</b>	5(a)	<b>31,698,687</b>	37,582,644
Cost of sales and services provided	6(b)	<b>(31,235,287)</b>	(35,296,852)
<b>Gross profit</b>		<b>463,400</b>	2,285,792
Other income and gains, net	5(b)	<b>1,281,086</b>	1,110,849
Selling and distribution expenses		<b>(1,160,253)</b>	(1,211,204)
Administrative expenses		<b>(626,622)</b>	(706,461)
<b>(Loss)/Profit from operations</b>		<b>(42,389)</b>	1,478,976
Finance costs	7	<b>(539,375)</b>	(598,008)
Share of profits and losses of:			
Joint ventures	20	<b>75</b>	(1,430)
Associates	21	<b>10,785</b>	29,547
<b>(Loss)/Profit before tax</b>	6	<b>(570,904)</b>	909,085
Income tax expense	8	<b>(129,576)</b>	(365,726)
<b>(Loss)/Profit for the year</b>		<b>(700,480)</b>	543,359
<b>Attributable to:</b>			
Owners of the parent		<b>(697,982)</b>	551,986
Non-controlling interests		<b>(2,498)</b>	(8,627)
		<b>(700,480)</b>	543,359
<b>(Loss)/Earnings per share attributable to ordinary equity holders of the parent</b>	12		
Basic and diluted			
– For (loss)/profit for the year (RMB)		<b>(0.25)</b>	0.19

# CONSOLIDATED STATEMENT OF COMPREHENSIVE INCOME

Year ended 31 December 2022

	2022 RMB'000	2021 RMB'000
<b>(LOSS)/PROFIT FOR THE YEAR</b>	<b>(700,480)</b>	543,359
<b>OTHER COMPREHENSIVE INCOME</b>		
Other comprehensive income that may be reclassified to profit or loss in subsequent periods:		
Cash flow hedges:		
Effective portion of changes in fair value of hedging instruments arising during the year	-	389
Reclassification adjustments for gains included in the consolidated statement of profit or loss	<b>4,691</b>	29,213
Exchange differences on translation of financial statements	<b>(304,737)</b>	90,418
Net other comprehensive income that may be reclassified to profit or loss in subsequent periods	<b>(300,046)</b>	120,020
<b>OTHER COMPREHENSIVE (LOSS)/INCOME FOR THE YEAR, NET OF TAX</b>	<b>(300,046)</b>	120,020
<b>TOTAL COMPREHENSIVE (LOSS)/INCOME FOR THE YEAR</b>	<b>(1,000,526)</b>	663,379
Attributable to:		
Owners of the parent	<b>(998,028)</b>	672,006
Non-controlling interests	<b>(2,498)</b>	(8,627)
	<b>(1,000,526)</b>	663,379

# CONSOLIDATED STATEMENT OF FINANCIAL POSITION

31 December 2022

	Notes	31 December 2022 RMB'000	31 December 2021 RMB'000
<b>NON-CURRENT ASSETS</b>			
Property, plant and equipment	13	3,426,806	3,443,928
Investment properties	14	392,720	394,316
Right-of-use assets	15(a)	1,577,322	1,678,152
Goodwill	19	1,222,016	1,222,016
Other intangible assets	16	1,291,848	1,352,547
Prepayments and deposits	17	52,610	62,734
Finance lease receivables	18	69,167	79,609
Investments in joint ventures	20	102,323	102,248
Investments in associates	21	127,524	150,437
Deferred tax assets	33(a)	287,138	225,677
Total non-current assets		8,549,474	8,711,664
<b>CURRENT ASSETS</b>			
Inventories	22	3,222,985	2,782,521
Trade receivables	23	484,894	376,991
Finance lease receivables	18	136,647	160,890
Prepayments, other receivables and other assets	24	9,488,041	11,062,847
Amounts due from related parties	42(c)	49,957	47,568
Financial assets at fair value through profit and loss	25	89,356	–
Pledged deposits	26	2,646,629	3,249,125
Cash in transit	27	10,919	1,928
Cash and bank balances	28	496,110	1,701,133
Total current assets		16,625,538	19,383,003
<b>CURRENT LIABILITIES</b>			
Interest-bearing bank and other borrowings	29	5,275,072	5,685,144
Trade and bills payables	30	6,375,288	6,845,486
Other payables and accruals	31	1,054,212	1,091,434
Derivative financial instruments		–	6,256
Lease liabilities	15(b)	158,997	126,204
Amounts due to related parties	42(c)	145,997	29,674
Income tax payable		595,340	653,713
Total current liabilities		13,604,906	14,437,911

## CONSOLIDATED STATEMENT OF FINANCIAL POSITION

31 December 2022

	Notes	31 December 2022 RMB'000	31 December 2021 RMB'000
<b>NET CURRENT ASSETS</b>		<b>3,020,632</b>	4,945,092
<b>TOTAL ASSETS LESS CURRENT LIABILITIES</b>		<b>11,570,106</b>	13,656,756
<b>NON-CURRENT LIABILITIES</b>			
Interest-bearing bank and other borrowings	29	<b>446,975</b>	529,737
Other payables		<b>9,649</b>	9,675
Lease liabilities	15(b)	<b>1,122,879</b>	1,179,119
Amounts due to related parties	42(c)	<b>1,862,447</b>	2,796,549
Deferred tax liabilities	33(b)	<b>454,037</b>	467,031
Total non-current liabilities		<b>3,895,987</b>	4,982,111
Net assets		<b>7,674,119</b>	8,674,645
<b>EQUITY</b>			
Equity attributable to owners of the parent			
Share capital	34	<b>23,277</b>	23,277
Reserves	36	<b>7,664,875</b>	8,662,902
		<b>7,688,152</b>	8,686,179
Non-controlling interests		<b>(14,033)</b>	(11,534)
Total equity		<b>7,674,119</b>	8,674,645

**MA Fujiang**  
Director

**LU Ao**  
Director

# CONSOLIDATED STATEMENT OF CHANGES IN EQUITY

Year ended 31 December 2022

	Attributable to owner of the parent								Non-controlling interests	Total equity	
	Share capital	Share premium*	Share option reserve*	Statutory reserve*	Merger reserve*	Other reserve*	Exchange fluctuation reserve*	Retained profits*			Total
	RMB'000	RMB'000	RMB'000	RMB'000	RMB'000	RMB'000	RMB'000	RMB'000	RMB'000	RMB'000	
<b>At 1 January 2021</b>	23,277	2,372,982	110,049	1,300,192	(18,532)	(14,715)	(512,246)	4,742,162	8,003,169	9,005	8,012,174
Profit for the year	-	-	-	-	-	-	-	551,986	551,986	(8,627)	543,359
Cash flow hedges	-	-	-	-	-	29,602	-	-	29,602	-	29,602
Exchange differences related to foreign operations	-	-	-	-	-	-	90,418	-	90,418	-	90,418
<b>Total comprehensive income for the year</b>	-	-	-	-	-	29,602	90,418	551,986	672,006	(8,627)	663,379
Acquisition of non-controlling interests	-	-	-	-	-	10,483	-	-	10,483	(11,913)	(1,430)
Transfer from retained profits	-	-	-	113,009	-	-	-	(113,009)	-	-	-
Equity-settled share options forfeited	-	-	(2,198)	-	-	-	-	2,198	-	-	-
Equity-settled share option arrangements	-	-	522	-	-	-	-	-	522	-	522
<b>At 31 December 2021</b>	23,277	2,372,982	108,373	1,413,201	(18,532)	25,370	(421,828)	5,183,337	8,686,180	(11,535)	8,674,645
<b>At 1 January 2022</b>	<b>23,277</b>	<b>2,372,982</b>	<b>108,373</b>	<b>1,413,201</b>	<b>(18,532)</b>	<b>25,370</b>	<b>(421,828)</b>	<b>5,183,337</b>	<b>8,686,180</b>	<b>(11,535)</b>	<b>8,674,645</b>
Loss for the year	-	-	-	-	-	-	-	(697,982)	(697,982)	(2,498)	(700,480)
Cash flow hedges	-	-	-	-	-	4,691	-	-	4,691	-	4,691
Exchange differences related to foreign operations	-	-	-	-	-	-	(304,737)	-	(304,737)	-	(304,737)
<b>Total comprehensive loss for the year</b>	-	-	-	-	-	4,691	(304,737)	(697,982)	(998,028)	(2,498)	(1,000,526)
Transfer from retained profits	-	-	-	26,156	-	-	-	(26,156)	-	-	-
Equity-settled share options forfeited	-	-	(379)	-	-	-	-	379	-	-	-
<b>At 31 December 2022</b>	<b>23,277</b>	<b>2,372,982</b>	<b>107,994</b>	<b>1,439,357</b>	<b>(18,532)</b>	<b>30,061</b>	<b>(726,565)</b>	<b>4,459,578</b>	<b>7,688,152</b>	<b>(14,033)</b>	<b>7,674,119</b>

\* These reserve accounts comprise the consolidated reserves of RMB7,664,875,000 (2021: RMB8,662,902,000) in the consolidated statement of financial position.

# CONSOLIDATED STATEMENT OF CASH FLOWS

Year ended 31 December 2022

	Notes	2022 RMB'000	2021 RMB'000
<b>Operating activities</b>			
(Loss)/profit before tax		<b>(570,904)</b>	909,085
Adjustments for:			
Share of profits of joint ventures	20(b)	<b>(75)</b>	1,430
Share of profits of associates	21	<b>(10,785)</b>	(29,547)
Depreciation of property, plant and equipment	6	<b>268,401</b>	258,599
Depreciation of right-of-use assets	15(a)	<b>203,373</b>	215,888
Amortisation of other intangible assets	16	<b>61,806</b>	62,046
Fair value gain on financial assets at fair value through profit and loss	5	<b>(6,994)</b>	–
Bank interest income	5	<b>(20,753)</b>	(22,280)
Loss on disposal of items of property, plant and equipment	5	<b>3,356</b>	6,158
Net gain on disposal of items of intangible assets		<b>(33)</b>	–
Write-down of inventories to net realisable value	6	<b>73,675</b>	33,587
Gain on disposal of investment in an associate	6	<b>(42,743)</b>	–
Finance costs	7	<b>539,375</b>	598,008
Provision for impairment of trade receivables, finance lease receivables, prepayments, other receivables and other assets	6	<b>(3,234)</b>	50,303
Fair value loss/(gain) on investment properties	6	<b>1,596</b>	(963)
Equity-settled share option expense		–	522
Net gain on termination of lease contract		<b>(5,300)</b>	(2,242)
Gain on disposal of subsidiaries		–	(7)
		<b>490,761</b>	2,080,587
<b>Operating activities</b>			
Decrease in pledged deposits		<b>409,441</b>	234,881
(Increase)/decrease in cash in transit		<b>(8,991)</b>	24,131
(Increase)/decrease in trade receivables		<b>(108,624)</b>	18,542
Decrease/(increase) in prepayments, deposits and other receivables		<b>1,341,324</b>	(1,330,179)
(Increase)/decrease in inventories		<b>(514,139)</b>	1,118,502
Decrease/(increase) in finance lease receivables		<b>35,003</b>	(1,157)
(Increase)/decrease in amounts due from related parties – trade-related		<b>(2,389)</b>	19,771
Decrease in trade and bills payables		<b>(470,198)</b>	(103,680)
Decrease in other payables and accruals		<b>(82,941)</b>	(238,763)
Decrease in amounts due to related parties – trade-related		<b>(3,612)</b>	(21,673)
<b>Cash generated from operations</b>		<b>1,085,636</b>	1,800,962
Income tax paid		<b>(309,448)</b>	(288,609)
<b>Net cash flows generated from operating activities</b>		<b>776,188</b>	1,512,353



## CONSOLIDATED STATEMENT OF CASH FLOWS

Year ended 31 December 2022

Notes	<b>2022</b> <b>RMB'000</b>	2021 RMB'000
<b>Investing activities</b>		
Purchase of items of property, plant and equipment	<b>(546,308)</b>	(550,081)
Proceeds from disposal of items of property, plant and equipment	<b>291,275</b>	322,309
Purchase of items of other intangible assets	<b>(3,126)</b>	(9,308)
Proceeds from disposal of items of other intangible assets	<b>2,052</b>	1,061
Disposal of subsidiaries	–	(355)
Interest received	<b>17,192</b>	18,056
Purchase of shareholding in a jointly-controlled entity	–	(1,430)
Dividends received	<b>4,346</b>	2,817
Increase of term deposits of maturity over three months	<b>(40,000)</b>	–
Purchase of a land use right	<b>(922)</b>	(922)
<b>Net cash flows used in investing activities</b>	<b>(275,491)</b>	(217,853)
<b>Financing activities</b>		
Proceeds from bank and other borrowings	<b>6,203,015</b>	7,012,969
Repayment of bank and other borrowings	<b>(6,836,412)</b>	(6,873,684)
Decrease/(increase) in pledged deposits for bank and other borrowings	<b>193,055</b>	(203,472)
Borrowings from related parties	<b>891,107</b>	20,000
Repayment of borrowings from related parties	<b>(1,802,173)</b>	(988,009)
Interest paid	<b>(279,184)</b>	(316,851)
Acquisition of non-controlling interests	–	(9,230)
Principal portion of lease payments	<b>(117,760)</b>	(177,037)
<b>Net cash flows used in financing activities</b>	<b>(1,748,352)</b>	(1,535,314)
<b>Net decrease in cash and cash equivalents</b>		
Cash and cash equivalents at beginning of year	<b>1,691,133</b>	1,939,507
Effect of foreign exchange rate changes, net	<b>2,632</b>	(7,560)
<b>Cash and cash equivalents at end of year</b>	<b>446,110</b>	1,691,133
<b>Analysis of balances of cash and cash equivalents</b>		
Cash and bank balances as stated in the statement of financial position	<b>496,110</b>	1,701,133
Short-term deposits with maturity over three months, not restricted as to use	<b>(50,000)</b>	(10,000)
Cash and cash equivalents as stated in the statement of cash flows	<b>446,110</b>	1,691,133

# NOTES TO FINANCIAL STATEMENTS

31 December 2022

## 1. CORPORATE AND GROUP INFORMATION

Grand Baoxin Auto Group Limited (the “Company”) was incorporated in the Cayman Islands with limited liability under the Companies Law of the Cayman Islands. The registered address of the Company is P.O. Box 309, Ugland House, Grand Cayman, KY1-1104, Cayman Islands. The shares of the Company have been listed on the Main Board of The Stock Exchange of Hong Kong Limited since 14 December 2011. On 21 June 2016, China Grand Automotive Services Co. Limited (“CGA”) officially completed the pre-conditional voluntary cash partial offer to acquire a maximum of 75% of the issued share capital of the Company.

During the year, the Group was principally engaged in the sale and service of motor vehicles. In the opinion of the directors of the Company (the “Directors”), the ultimate holding company of the Company is CGA, the shares of which are listed on the Shanghai Stock Exchange.

### Information about subsidiaries

Particulars of the Company’s principal subsidiaries are as follows:

Company name	Place of operation/ date of incorporation or registration	Authorised/registered/ paid-in/issued capital	Proportion of ownership interest		Principal activities
			Held by the Company	Held by a subsidiary	
NCGA Holdings Limited	Hong Kong 2006	Registered and paid-in capital of US\$117,839,975	100%	–	Investment holding
燕駿汽車有限公司 (Yan Jun Auto Co., Limited)	Hong Kong 1993	Registered and paid-in capital of HK\$59,900,000	–	100%	Investment holding
金花企業集團(香港)有限公司 (Gin Wi Enterprises Group (HK) Limited)	Hong Kong 1999	Registered and paid-in capital of HK\$10,000	–	100%	Investment holding
聯鷹集團有限公司 (Eagle Reach Group Co., Ltd.)	Hong Kong 2013	Registered and paid-in capital of Nil	–	100%	Investment holding
開隆投資管理有限公司 (Kailong Investments Management Limited)	Hong Kong 2010	Authorised capital of HK\$10,000, issued capital of HK\$1 and paid-in capital of nil	–	100%	Investment holding
上海寶信汽車銷售服務有限公司 (Shanghai Baoxin Automobile Sales & Services Co., Ltd.)	Shanghai, the PRC 2004	Registered and paid-in capital of RMB214,650,000	–	100%	Sale and service of motor vehicles
上海開隆汽車貿易有限公司 (Shanghai Kailong Automobile Trading Co., Ltd.)	Shanghai, the PRC 1999	Registered and paid-in capital of RMB87,000,000	–	100%	Sale and service of motor vehicles
蘇州寶信汽車銷售服務有限公司 (Suzhou Baoxin Automobile Sales & Services Co., Ltd.)	Suzhou, the PRC 2004	Registered and paid-in capital of RMB1,100,000,000	–	100%	Sale and service of motor vehicles

## 1. CORPORATE AND GROUP INFORMATION (continued)

### Information about subsidiaries (continued)

Particulars of the Company's principal subsidiaries are as follows: (continued)

Company name	Place of operation/ date of incorporation or registration	Authorised/registered/ paid-in/issued capital	Proportion of ownership interest		Principal activities
			Held by the Company	Held by a subsidiary	
青島信寶行汽車銷售服務有限公司 (Qingdao Xinbaohang Automobile Sales & Services Co., Ltd.)	Qingdao, the PRC 2008	Registered and paid-in capital of RMB138,400,000	–	100%	Sale and service of motor vehicles
天津寶信汽車銷售服務有限公司 (Tianjin Baoxin Automobile Sales & Services Co., Ltd.)	Tianjin, the PRC 2008	Registered and paid-in capital of RMB138,600,000	–	100%	Sale and service of motor vehicles
常熟寶信汽車銷售服務有限公司 (Changshu Baoxin Automobile Sales & Services Co., Ltd.)	Changshu, the PRC 2006	Registered and paid-in capital of RMB90,000,000	–	100%	Sale and service of motor vehicles
杭州寶信汽車銷售服務有限公司 (Hangzhou Baoxin Automobile Sales & Services Co., Ltd.)	Hangzhou, the PRC 2008	Registered and paid-in capital of RMB110,000,000	–	100%	Sale and service of motor vehicles
泰州信寶行汽車銷售服務有限公司 (Taizhou Xinbaohang Automobile Sales & Services Co., Ltd.)	Taizhou, the PRC 2010	Registered and paid-in capital of RMB20,000,000	–	100%	Sale and service of motor vehicles
蘇州信寶行汽車銷售服務有限公司 (Suzhou Xinbaohang Automobile Sales & Services Co., Ltd.)	Suzhou, the PRC 2010	Registered and paid-in capital of RMB85,000,000	–	100%	Sale and service of motor vehicles
北京燕寶汽車服務有限公司 (Beijing Yanbao Auto Services Co., Ltd.)	Beijing, the PRC 1995	Registered and paid-in capital of RMB89,350,000	–	100%	Rendering of car repair and maintenance services
北京燕德寶汽車銷售有限公司 (Beijing Yan De Bao Auto Sales Co., Ltd.)	Beijing, the PRC 2002	Registered and paid-in capital of RMB235,030,000	–	100%	Sale of motor vehicles
烏魯木齊燕寶汽車銷售服務有限公司 (Urumqi Yanbao Auto Sales & Services Co., Ltd.)	Urumqi, the PRC 2005	Registered and paid-in capital of RMB145,600,000	–	100%	Sale and service of motor vehicles
北京燕英捷燕順捷汽車銷售服務有限公司 (Beijing Yanyingjie & Yanshunjie Auto Sales & Services Co., Ltd.)	Beijing, the PRC 1998	Registered and paid-in capital of RMB115,000,000	–	100%	Sale and service of motor vehicles

31 December 2022

## 1. CORPORATE AND GROUP INFORMATION (continued)

### Information about subsidiaries (continued)

Particulars of the Company's principal subsidiaries are as follows: (continued)

Company name	Place of operation/ date of incorporation or registration	Authorised/registered/ paid-in/issued capital	Proportion of ownership interest		Principal activities
			Held by the Company	Held by a subsidiary	
北京燕豪汽車銷售服務有限公司 (Beijing Yanhao Auto Sales & Services Co., Ltd.)	Beijing, the PRC 2009	Registered and paid-in capital of RMB169,130,000	–	100%	Sale and service of motor vehicles
大連燕德寶汽車銷售有限公司 (Dalian Yandebao Auto Sales Co., Ltd.)	Dalian, the PRC 2002	Registered and paid-in capital of RMB176,000,000	–	100%	Sale and service of motor vehicles
西安金花寶鼎汽車銷售服務有限公司 (Xi'an Ginwi Baoding Auto Services Co., Ltd.)	Xi'an, the PRC 2001	Registered and paid-in capital of RMB121,000,000	–	100%	Sale and service of motor vehicle
北京晨德寶汽車銷售服務有限公司 (Beijing Chendebao Auto Sales and Services Co., Ltd.)	Beijing, the PRC 2003	Registered and paid-in capital of RMB344,500,000	–	100%	Sale and service of motor vehicles
廊坊燕寶汽車銷售服務有限公司 (Langfang Yanbao Auto Sales & Services Co., Ltd.)	Langfang, the PRC 2011	Registered and paid-in capital of RMB85,000,000	–	100%	Sale and service of motor vehicles
四川港宏汽車銷售有限責任公司 (Sichuan Ganghong Auto Sales Co., Ltd.)	Sichuan, the PRC 1996	Registered and paid-in capital of RMB35,000,000	–	100%	Sale and service of motor vehicles
揚州信寶行汽車銷售服務有限公司 (Yangzhou Xinbaohang Automobile Sales & Services Co., Ltd.)	Yangzhou, the PRC 2010	Registered and paid-in capital of RMB33,000,000	–	100%	Sale and service of motor vehicles
蕪湖眾國寶泓汽車銷售服務有限公司 (Wuhu Zhongguo Baohong Automobile Sales & Services Co., Ltd.)	Wuhu, the PRC 2013	Registered and paid-in capital of RMB55,000,000	–	100%	Sale and service of motor vehicles
四川港宏風神汽車銷售有限公司 (Sichuan Ganghong Fengshen Automobile Sales Co., Ltd.)	Sichuan, the PRC 2000	Registered and paid-in capital of RMB53,000,000	–	100%	Sale and service of motor vehicles
四川港宏西物時代汽車銷售有限公司 (Sichuan Ganghong Xiwushidai Automobile Sales Co., Ltd.)	Sichuan, the PRC 2003	Registered and paid-in capital of RMB38,000,000	–	100%	Sale and service of motor vehicles

## 1. CORPORATE AND GROUP INFORMATION (continued)

### Information about subsidiaries (continued)

Particulars of the Company's principal subsidiaries are as follows: (continued)

Company name	Place of operation/ date of incorporation or registration	Authorised/registered/ paid-in/issued capital	Proportion of ownership interest		Principal activities
			Held by the Company	Held by a subsidiary	
寧波寶信汽車銷售服務有限公司 (Ningbo Baoxin Automobile Sales & Services Co., Ltd.)	Ningbo, the PRC 2008	Registered and paid-in capital of RMB40,000,000	–	100%	Sale and service of motor vehicles
東莞寶信汽車銷售服務有限公司 (Dongguan Baoxin Automobile Sales & Services Co., Ltd.)	Dongguan, the PRC 2012	Registered and paid-in capital of RMB50,000,000	–	100%	Sale and service of motor vehicles
溫州捷順汽車技術服務有限公司 (Wenzhou Jieshun Auto technique & Services Co., Ltd.)	Wenzhou, the PRC 2006	Registered and paid-in capital of RMB120,000,000	–	100%	Sale and service of motor vehicles
溫州好德寶汽車服務有限公司 (Wenzhou Haodebao Auto Services Co., Ltd.)	Wenzhou, the PRC 2006	Registered and paid-in capital of RMB55,000,000	–	100%	Sale and service of motor vehicles
上海晨隆汽車銷售有限公司 (Shanghai Chenlong Automobile Sales Co., Ltd.)	Shanghai, the PRC 2010	Registered and paid-in capital of RMB39,000,000	–	100%	Sale and service of motor vehicles
上海徐匯開隆汽車銷售服務有限公司 (Shanghai Xuhui Kailong Automobile Sales & Services Co., Ltd.)	Shanghai, the PRC 2006	Registered and paid-in capital of RMB27,000,000	–	100%	Sale and service of motor vehicles
合肥寶泓汽車銷售服務有限公司 (Hefei Baohong Automobile Sales & Services Co., Ltd.)	Hefei, the PRC 2012	Registered and paid-in capital of RMB76,000,000	–	100%	Sale and service of motor vehicles
上海眾國寶泓汽車銷售服務有限公司 (Shanghai Zhongguo Baohong Automobile Sales & Services Co., Ltd.)	Shanghai, the PRC 2010	Registered and paid-in capital of RMB80,000,000	–	100%	Sale and service of motor vehicles
四川港宏凱威行汽車銷售服務有限公司 (Sichuan Ganghongkaiweihang Automobile Sales & Services Co., Ltd.)	Sichuan, the PRC 2011	Registered and paid-in capital of RMB25,000,000	–	100%	Sale and service of motor vehicles
煙臺寶信汽車銷售服務有限公司 (Yantai Baoxin Automobile Sales & Services Co., Ltd.)	Yantai, the PRC 2012	Registered and paid-in capital of RMB87,000,000	–	100%	Sale and service of motor vehicles

31 December 2022

## 1. CORPORATE AND GROUP INFORMATION (continued)

### Information about subsidiaries (continued)

Particulars of the Company's principal subsidiaries are as follows: (continued)

Company name	Place of operation/ date of incorporation or registration	Authorised/registered/ paid-in/issued capital	Proportion of ownership interest		Principal activities
			Held by the Company	Held by a subsidiary	
上海寶信實嘉汽車銷售有限公司 (Shanghai Baoxin Shijia Automobile Sales Co., Ltd.)	Shanghai, the PRC 2012	Registered capital of RMB1,765,946,328 and paid-in capital of RMB1,698,145,214	–	100%	Sale and service of motor vehicles
上海鼎信融資租賃有限公司 (Shanghai Dingxin Finance Leasing Co., Ltd.)	Shanghai, the PRC 2013	Registered and paid-in capital of USD30,000,000	100%	–	Finance leasing
溫州市好達機電有限公司 (Wenzhou Haoda electromechanical Co., Ltd.)	Wenzhou, the PRC 2000	Registered and paid-in capital of RMB50,000,000	–	100%	Sale and service of motor vehicles
紹興捷順汽車銷售服務有限公司 (Shaoxing Jieshun Automobile Sales & Services Co., Ltd.)	Shaoxing, the PRC 2010	Registered and paid-in capital of RMB60,000,000	–	100%	Sale and service of motor vehicles
里安市寶隆汽車銷售服務有限公司 (Ruian Baolong Automobile Sales & Services Co., Ltd.)	Ruian, the PRC 2008	Registered and paid-in capital of RMB43,800,000	–	100%	Sale and service of motor vehicles
北京寶信行汽車銷售服務有限公司 (Beijing Baoxinhang Auto Sales and Services Co., Ltd.)	Beijing, the PRC 2013	Registered and paid-in capital of RMB150,000,000	–	100%	Sale and service of motor vehicles
石家莊銘之寶汽車銷售服務有限公司 (Shijiazhuang Mingzhibao Automobile Sales & Services Co., Ltd.)	Shijiazhuang, the PRC 2018	Registered and paid-in capital of RMB22,000,000	–	100%	Sale and service of motor vehicles
四川港宏盛業汽車銷售服務有限公司 (Sichuan Ganghong Shengye Automotive Sales & Services Co., Ltd.)	Chengdu, the PRC 2010	Registered and paid-in capital of RMB40,000,000	–	100%	Sale and service of motor vehicles
四川港宏盛豐汽車銷售服務有限公司 (Sichuan Ganghong Shengfeng Automotive Sales & Services Co., Ltd.)	Chengdu, the PRC 2010	Register capital of RMB45,000,000 and paid-in capital of RMB30,000,000	–	100%	Sale and service of motor vehicles

## 1. CORPORATE AND GROUP INFORMATION (continued)

### Information about subsidiaries (continued)

Particulars of the Company's principal subsidiaries are as follows: (continued)

Company name	Place of operation/ date of incorporation or registration	Authorised/registered/ paid-in/issued capital	Proportion of ownership interest		Principal activities
			Held by the Company	Held by a subsidiary	
寧海寶信汽車銷售服務有限公司 (Ninghai Baoxin Automobile Sales & Services Co., Ltd.)	Ninghai, the PRC 2010	Registered and paid-in capital of RMB49,000,000	–	100%	Sale and service of motor vehicles
杭州富陽寶信汽車銷售服務有限公司 (Hangzhou Fuyang Baoxin Automobile Sales & Services Co., Ltd.)	Hangzhou, the PRC 2011	Registered and paid-in capital of RMB60,000,000	–	100%	Sale and service of motor vehicles
無錫信寶行汽車銷售服務有限公司 (Wuxi Xinbaohang Automobile Sales & Services Co., Ltd.)	Wuxi, the PRC 2012	Registered and paid-in capital of RMB10,000,000	–	90%	Sale and service of motor vehicles
上海五角場開隆汽車貿易有限公司 (Shanghai Wujiaochang Kailong Automobile Trading Co., Ltd.)	Shanghai, the PRC 2011	Registered and paid-in capital of RMB50,000,000	–	70%	Sale and service of motor vehicles
上海天華汽車銷售有限公司 (Shanghai Tianhua Automobile Sales Co., Ltd.)	Shanghai, the PRC 2002	Registered and paid-in capital of RMB30,000,000	–	100%	Sale and service of motor vehicles
天津申隆汽車銷售服務有限公司 (Tianjin Shenlong Automobile Sales & Services Co., Ltd.)	Tianjin, the PRC 2011	Registered and paid-in capital of RMB150,000,000	–	100%	Sale and service of motor vehicles
陝西天華汽車銷售服務有限公司 (Shaanxi Tianhua Automotive Sales & Services Co., Ltd.)	Xian, the PRC 2012	Registered and paid-in capital of RMB40,000,000	–	100%	Sale and service of motor vehicles
深圳申隆汽車銷售服務有限公司 (Shenzhen Shenlong Automotive Sales & Services Co., Ltd.)	Shenzhen, the PRC 2012	Registered and paid-in capital of RMB65,000,000	–	100%	Sale and service of motor vehicles
唐山燕時達汽車銷售服務有限公司 (Tangshan Yanshida Automobile Sales & Services Co., Ltd.)	Tangshan, the PRC 2011	Registered and paid-in capital of RMB30,000,000	–	100%	Sale and service of motor vehicles
天津榮沃汽車銷售服務有限公司 (Tianjin Rongwo Automobile Sales & Services Co., Ltd.)	Tianjin, the PRC 2014	Registered and paid-in capital of RMB90,000,000	–	100%	Sale and service of motor vehicles

## 1. CORPORATE AND GROUP INFORMATION (continued)

### Information about subsidiaries (continued)

Particulars of the Company's principal subsidiaries are as follows: (continued)

Company name	Place of operation/ date of incorporation or registration	Authorised/registered/ paid-in/issued capital	Proportion of ownership interest		Principal activities
			Held by the Company	Held by a subsidiary	
上海匯寶行汽車銷售服務有限公司 (Shanghai Huibaohang Automobile Sales & Services Co., Ltd.)	Shanghai, the PRC 2013	Registered and paid-in capital of RMB45,000,000	-	100%	Sale and service of motor vehicles
霍爾果斯寶衡服務有限公司 (Horgos Baoheng Service Co., Ltd.)	Horgos, the PRC 2020	Registered capital of RMB1,000,000 and paid-in capital of RMB500,000	-	100%	Other services

The above table lists the subsidiaries of the Company which, in the opinion of the Directors, principally affected the results for the year or formed a substantial portion of the net assets of the Group. To give details of other subsidiaries would, in the opinion of the Directors, result in particulars of excessive length.

## 2.1 BASIS OF PREPARATION

These financial statements have been prepared in accordance with Hong Kong Financial Reporting Standards ("HKFRSs") (which include all Hong Kong Financial Reporting Standards, Hong Kong Accounting Standards ("HKASs") and Interpretations) issued by the Hong Kong Institute of Certified Public Accountants ("HKICPA") and accounting principles generally accepted in Hong Kong and the disclosure requirements of the Hong Kong Companies Ordinance. They have been prepared under the historical cost convention, except for certain derivative financial instruments, investment properties and equity investments which have been measured at fair value. These financial statements are presented in Renminbi ("RMB") and all values are rounded to the nearest thousand except when otherwise indicated.

### Basis of consolidation

The consolidated financial statements include the financial statements of the Company and its subsidiaries (together, the "Group") for the year ended 31 December 2022. A subsidiary is an entity (including a structured entity), directly or indirectly, controlled by the Company. Control is achieved when the Group is exposed, or has rights, to variable returns from its involvement with the investee and has the ability to affect those returns through its power over the investee (i.e., existing rights that give the Group the current ability to direct the relevant activities of the investee).



## 2.1 BASIS OF PREPARATION (continued)

### Basis of consolidation (continued)

Generally, there is a presumption that a majority of voting rights results in control. When the Company has, directly or indirectly, less than a majority of the voting or similar rights of an investee, the Group considers all relevant facts and circumstances in assessing whether it has power over an investee, including:

- (a) the contractual arrangement with the other vote holders of the investee;
- (b) rights arising from other contractual arrangements; and
- (c) the Group's voting rights and potential voting rights.

The financial statements of the subsidiaries are prepared for the same reporting period as the Company, using consistent accounting policies. The results of subsidiaries are consolidated from the date on which the Group obtains control, and continue to be consolidated until the date that such control ceases.

Profit or loss and each component of other comprehensive income are attributed to the owners of the parent of the Group and to the non-controlling interests, even if this results in the non-controlling interests having a deficit balance. All intra-group assets and liabilities, equity, income, expenses and cash flows relating to transactions between members of the Group are eliminated in full on consolidation.

The Group reassesses whether or not it controls an investee if facts and circumstances indicate that there are changes to one or more of the three elements of control described above. A change in the ownership interest of a subsidiary, without a loss of control, is accounted for as an equity transaction.

If the Group loses control over a subsidiary, it derecognises (i) the assets (including goodwill) and liabilities of the subsidiary, (ii) the carrying amount of any non-controlling interest and (iii) the cumulative translation differences recorded in equity; and recognises (i) the fair value of the consideration received, (ii) the fair value of any investment retained and (iii) any resulting surplus or deficit in profit or loss. The Group's share of components previously recognised in other comprehensive income is reclassified to profit or loss or retained profits, as appropriate, on the same basis as would be required if the Group had directly disposed of the related assets or liabilities.

## 2.2 CHANGES IN ACCOUNTING POLICIES AND DISCLOSURES

The Group has adopted the following revised HKFRSs for the first time for the current year's financial statements.

Amendments to HKFRS 3	<i>Reference to the Conceptual Framework</i>
Amendment to HKFRS 16	<i>Covid-19-Related Rent Concessions beyond 30 June 2021</i>
Amendments to HKAS 16	<i>Property, Plant and Equipment: Proceeds before Intended Use</i>
Amendments to HKAS 37	<i>Onerous Contracts – Cost of Fulfilling a Contract</i>
<i>Annual Improvements to HKFRSs 2018-2020</i>	Amendments to HKFRS 1, HKFRS 9, Illustrative Examples accompanying HKFRS 16, and HKAS 41

The revised HKFRSs did not have any significant impact on the financial position and performance of the Group.

### 2.3 ISSUED BUT NOT YET EFFECTIVE HONG KONG FINANCIAL REPORTING STANDARDS

The Group has not applied the following new and revised HKFRSs, that have been issued but are not yet effective, in these financial statements.

Amendments to HKFRS 10 and HKAS 28 (2011)	<i>Sale or Contribution of Assets between an Investor and its Associate or Joint Venture</i> <sup>3</sup>
Amendments to HKFRS 16	<i>Lease Liability in a Sale and Leaseback</i> <sup>2</sup>
HKFRS 17	<i>Insurance Contracts</i> <sup>1</sup>
Amendments to HKFRS 17	<i>Insurance Contracts</i> <sup>1,5</sup>
Amendment to HKFRS 17	<i>Initial Application of HKFRS 17 and HKFRS 9 – Comparative Information</i> <sup>6</sup>
Amendments to HKAS 1	<i>Classification of Liabilities as Current or Non-current (the “2020 Amendments”)</i> <sup>2,4</sup>
Amendments to HKAS 1	<i>Non-current Liabilities with Covenants (the “2022 Amendments”)</i> <sup>2</sup>
Amendments to HKAS 1 and HKFRS Practice Statement 2	<i>Disclosure of Accounting Policies</i> <sup>1</sup>
Amendments to HKAS 8	<i>Definition of Accounting Estimates</i> <sup>1</sup>
Amendments to HKAS 12	<i>Deferred Tax related to Assets and Liabilities arising from a Single Transaction</i> <sup>1</sup>

<sup>1</sup> Effective for annual periods beginning on or after 1 January 2023

<sup>2</sup> Effective for annual periods beginning on or after 1 January 2024

<sup>3</sup> No mandatory effective date yet determined but available for adoption

<sup>4</sup> As a consequence of the 2022 Amendments, the effective date of the 2020 Amendments was deferred to annual periods beginning on or after 1 January 2024. In addition, as a consequence of the 2020 Amendments and 2022 Amendments, Hong Kong Interpretation 5 *Presentation of Financial Statements – Classification by the Borrower of a Term Loan that Contains a Repayment on Demand Clause* was revised to align the corresponding wording with no change in conclusion

<sup>5</sup> As a consequence of the amendments to HKFRS 17 issued in October 2020, HKFRS 4 was amended to extend the temporary exemption that permits insurers to apply HKAS 39 rather than HKFRS 9 for annual periods beginning before 1 January 2023

<sup>6</sup> An entity that chooses to apply the transition option relating to the classification overlay set out in this amendment shall apply it on initial application of HKFRS 17

Further information about those HKFRSs that are expected to be applicable to the Group is described below.

Amendments to HKFRS 10 and HKAS 28 (2011) address an inconsistency between the requirements in HKFRS 10 and in HKAS 28 (2011) in dealing with the sale or contribution of assets between an investor and its associate or joint venture. The amendments require a full recognition of a gain or loss resulting from a downstream transaction when the sale or contribution of assets between an investor and its associate or joint venture constitutes a business. For a transaction involving assets that do not constitute a business, a gain or loss resulting from the transaction is recognised in the investor’s profit or loss only to the extent of the unrelated investor’s interest in that associate or joint venture. The amendments are to be applied prospectively. The previous mandatory effective date of amendments to HKFRS 10 and HKAS 28 (2011) was removed by the HKICPA in January 2016 and a new mandatory effective date will be determined after the completion of a broader review of accounting for associates and joint ventures. However, the amendments are available for adoption now.

## 2.3 ISSUED BUT NOT YET EFFECTIVE HONG KONG FINANCIAL REPORTING STANDARDS (continued)

Amendments to HKFRS 16 specify the requirements that a seller-lessee uses in measuring the lease liability arising in a sale and leaseback transaction to ensure the seller-lessee does not recognise any amount of the gain or loss that relates to the right of use it retains. The amendments are effective for annual periods beginning on or after 1 January 2024 and shall be applied retrospectively to sale and leaseback transactions entered into after the date of initial application of HKFRS 16 (i.e., 1 January 2019). Earlier application is permitted. The amendments are not expected to have any significant impact on the Group's financial statements.

Amendments to HKAS 1 *Classification of Liabilities as Current or Non-current* clarify the requirements for classifying liabilities as current or non-current, in particular the determination over whether an entity has a right to defer settlement of the liabilities for at least 12 months after the reporting period. Classification of a liability is unaffected by the likelihood that the entity will exercise its right to defer settlement of the liability. The amendments also clarify the situations that are considered a settlement of a liability. In 2022, the HKICPA issued the 2022 Amendments to further clarify that, among covenants of a liability arising from a loan arrangement, only those with which an entity must comply on or before the reporting date affect the classification of that liability as current or non-current. In addition, the 2022 Amendments require additional disclosures by an entity that classifies liabilities arising from loan arrangements as non-current when it has a right to defer settlement of those liabilities that are subject to the entity complying with future covenants within 12 months after the reporting period. The amendments are effective for annual periods beginning on or after 1 January 2024 and shall be applied retrospectively. Earlier application is permitted. An entity that applies the 2020 Amendments early is required to apply simultaneously the 2022 Amendments, and vice versa. The Group is currently assessing the impact of the amendments and whether existing loan agreements may require revision. Based on a preliminary assessment, the amendments are not expected to have any significant impact on the Group's financial statements.

Amendments to HKAS 1 *Disclosure of Accounting Policies* require entities to disclose their material accounting policy information rather than their significant accounting policies. Accounting policy information is material if, when considered together with other information included in an entity's financial statements, it can reasonably be expected to influence decisions that the primary users of general purpose financial statements make on the basis of those financial statements. Amendments to HKFRS Practice Statement 2 provide non-mandatory guidance on how to apply the concept of materiality to accounting policy disclosures. Amendments to HKAS 1 are effective for annual periods beginning on or after 1 January 2023 and earlier application is permitted. Since the guidance provided in the amendments to HKFRS Practice Statement 2 is non-mandatory, an effective date for these amendments is not necessary. The Group is currently revisiting the accounting policy disclosures to ensure consistency with the amendments.

Amendments to HKAS 8 clarify the distinction between changes in accounting estimates and changes in accounting policies. Accounting estimates are defined as monetary amounts in financial statements that are subject to measurement uncertainty. The amendments also clarify how entities use measurement techniques and inputs to develop accounting estimates. The amendments are effective for annual reporting periods beginning on or after 1 January 2023 and apply to changes in accounting policies and changes in accounting estimates that occur on or after the start of that period. Earlier application is permitted. The amendments are not expected to have any significant impact on the Group's financial statements.

### 2.3 ISSUED BUT NOT YET EFFECTIVE HONG KONG FINANCIAL REPORTING STANDARDS (continued)

Amendments to HKAS 12 narrow the scope of the initial recognition exception in HKAS 12 so that it no longer applies to transactions that give rise to equal taxable and deductible temporary differences, such as leases and decommissioning obligations. Therefore, entities are required to recognise a deferred tax asset (provided that sufficient taxable profit is available) and a deferred tax liability for temporary differences arising from these transactions. The amendments are effective for annual reporting periods beginning on or after 1 January 2023 and shall be applied to transactions related to leases and decommissioning obligations at the beginning of the earliest comparative period presented, with any cumulative effect recognised as an adjustment to the opening balance of retained profits or other component of equity as appropriate at that date. In addition, the amendments shall be applied prospectively to transactions other than leases and decommissioning obligations. Earlier application is permitted.

The Group has applied the initial recognition exception and did not recognise a deferred tax asset and a deferred tax liability for temporary differences for transactions related to leases. Upon initial application of these amendments, the Group will recognise deferred tax for all temporary differences related to leases at the beginning of the earliest comparative period presented. During the year, the Group has performed a detailed assessment on the impact of amendments to HKAS 12. The Group has estimated that it will recognise a deferred tax asset of RMB300,471,000 for deductible temporary differences associated with lease liabilities and a deferred tax liability of RMB288,654,000 for taxable temporary differences associated with right-of-use assets, and recognise the cumulative effect of initially applying the amendments as an adjustment to retained profits at 1 January 2022.

### 2.4 SUMMARY OF SIGNIFICANT ACCOUNTING POLICIES

#### Investments in associates and joint ventures

An associate is an entity in which the Group has a long-term interest of generally not less than 20% of the equity voting rights and over which it is in a position to exercise significant influence. Significant influence is the power to participate in the financial and operating policy decisions of the investee, but is not control or joint control over those policies.

A joint venture is a type of joint arrangement whereby the parties that have joint control of the arrangement have rights to the net assets of the joint venture. Joint control is the contractually agreed sharing of control of an arrangement, which exists only when decisions about the relevant activities require the unanimous consent of the parties sharing control.

The Group's investments in associates and joint ventures are stated in the consolidated statement of financial position at the Group's share of net assets under the equity method of accounting, less any impairment losses.

## 2.4 SUMMARY OF SIGNIFICANT ACCOUNTING POLICIES (continued)

### Investments in associates and joint ventures (continued)

The Group's share of the post-acquisition results and other comprehensive income of associates and joint ventures is included in the consolidated statement of profit or loss and consolidated other comprehensive income, respectively. In addition, when there has been a change recognised directly in the equity of the associate or joint venture, the Group recognises its share of any changes, when applicable, in the consolidated statement of changes in equity. Unrealised gains and losses resulting from transactions between the Group and its associates or joint ventures are eliminated to the extent of the Group's investments in the associates or joint ventures, except where unrealised losses provide evidence of an impairment of the assets transferred. Goodwill arising from the acquisition of associates or joint ventures is included as part of the Group's investments in associates or joint ventures.

If an investment in an associate becomes an investment in a joint venture or vice versa, the retained interest is not remeasured. Instead, the investment continues to be accounted for under the equity method. In all other cases, upon loss of significant influence over the associate or joint control over the joint venture, the Group measures and recognises any retained investment at its fair value. Any difference between the carrying amount of the associates or joint ventures upon loss of significant influence or joint control and the fair value of the retained investment and proceeds from disposal is recognised in profit or loss.

When an investment in an associate or joint venture is classified as held for sale, it is accounted for in accordance with HKFRS 5 *Non-current Assets Held for Sale and Discontinued Operations*.

### Business combinations and goodwill

A business combination is a transaction or event that brings together two or more separate entities into one reporting entity. Business combinations are classified into business combinations involving entities under common control and business combinations not involving entities under common control.

#### Business combinations involving entities under common control

The Group applies the acquisition method of accounting to account for business combinations not under common control. The consideration transferred for the acquisition of a subsidiary is the fair value of the assets transferred, the liabilities incurred to the former owners of the acquiree and the equity interests issued by the Group. The consideration transferred includes the fair value of any asset or liability resulting from a contingent consideration arrangement. Acquisition-related costs are expensed as incurred. Identifiable assets acquired and liabilities and contingent liabilities assumed in a business combination are measured initially at their fair values at the acquisition date. On an acquisition-by-acquisition basis, the Group recognises any non-controlling interest in the acquiree either at fair value or at the non-controlling interest's proportionate share of the recognised amounts of the acquiree's identifiable net assets.

If the business combination is achieved in stages, the acquisition date carrying value of the acquirer's previously held equity interest in the acquiree is remeasured to fair value at the acquisition date; any gains or losses arising from such remeasurement are recognised in profit or loss.

### 2.4 SUMMARY OF SIGNIFICANT ACCOUNTING POLICIES (continued)

#### Business combinations and goodwill (continued)

##### Business combinations involving entities under common control (continued)

Any contingent consideration to be transferred by the Group is recognised at fair value at the acquisition date. Subsequent changes to the fair value of the contingent consideration that is deemed to be an asset or liability is recognised in profit or loss. Contingent consideration that is classified as equity is not remeasured, and its subsequent settlement is accounted for within equity.

The excess of the consideration transferred, the amount of any non-controlling interest in the acquiree and the acquisition-date fair value of any previous equity interest in the acquiree over the fair value of the identifiable net assets acquired are recorded as goodwill. If the total of the consideration transferred, non-controlling interest recognised and previously held interest measured are less than the fair value of the net assets of the subsidiary acquired in the case of a bargain purchase, the difference is recognised directly in profit or loss.

##### Business combinations not involving entities under common control

A business combination not involving entities under common control is a business combination in which all of the combining entities are not ultimately controlled by the same party or parties both before and after the combination. For a business combination not involving entities under common control, business combinations are accounted for using the acquisition method. The consideration transferred is measured at the acquisition date fair value which is the sum of the acquisition date fair values of assets transferred by the Group, liabilities assumed by the Group to the former owners of the acquiree and the equity interests issued by the Group in exchange for control of the acquiree. For each business combination, the Group elects whether to measure the non-controlling interests in the acquiree that are present ownership interests and entitle their holders to a proportionate share of net assets in the event of liquidation at fair value or at the proportionate share of the acquiree's identifiable net assets. All other components of non-controlling interests are measured at fair value. Acquisition-related costs are expensed as incurred.

The Group determines that it has acquired a business when the acquired set of activities and assets includes an input and a substantive process that together significantly contribute to the ability to create outputs.

When the Group acquires a business, it assesses the financial assets and liabilities assumed for appropriate classification and designation in accordance with the contractual terms, economic circumstances and pertinent conditions as at the acquisition date. This includes the separation of embedded derivatives in host contracts of the acquiree.

If the business combination is achieved in stages, the previously held equity interest is remeasured at its acquisition date fair value and any resulting gain or loss is recognised in profit or loss.

## 2.4 SUMMARY OF SIGNIFICANT ACCOUNTING POLICIES (continued)

### Business combinations and goodwill (continued)

#### Business combinations not involving entities under common control (continued)

Any contingent consideration to be transferred by the acquirer is recognised at fair value at the acquisition date. Contingent consideration classified as an asset or liability is measured at fair value with changes in fair value recognised in profit or loss. Contingent consideration that is classified as equity is not remeasured and subsequent settlement is accounted for within equity.

Goodwill is initially measured at cost, being the excess of the aggregate of the consideration transferred, the amount recognised for non-controlling interests and any fair value of the Group's previously held equity interests in the acquiree over the identifiable assets acquired and liabilities assumed. If the sum of this consideration and other items is lower than the fair value of the net assets acquired, the difference is, after reassessment, recognised in profit or loss as a gain on bargain purchase.

After initial recognition, goodwill is measured at cost less any accumulated impairment losses. Goodwill is tested for impairment annually or more frequently if events or changes in circumstances indicate that the carrying value may be impaired. The Group performs its annual impairment test of goodwill as at 31 December. For the purpose of impairment testing, goodwill acquired in a business combination is, from the acquisition date, allocated to each of the Group's cash-generating units, or groups of cash-generating units, that are expected to benefit from the synergies of the combination, irrespective of whether other assets or liabilities of the Group are assigned to those units or groups of units.

Impairment is determined by assessing the recoverable amount of the cash-generating unit (group of cash-generating units) to which the goodwill relates. Where the recoverable amount of the cash-generating unit (group of cash-generating units) is less than the carrying amount, an impairment loss is recognised. An impairment loss recognised for goodwill is not reversed in a subsequent period.

Where goodwill has been allocated to a cash-generating unit (or group of cash-generating units) and part of the operation within that unit is disposed of, the goodwill associated with the operation disposed of is included in the carrying amount of the operation when determining the gain or loss on the disposal. Goodwill disposed of in these circumstances is measured based on the relative value of the operation disposed of and the portion of the cash-generating unit retained.

### Fair value measurement

The Group measures its derivative financial instruments and equity investments at fair value at the end of each reporting period. Fair value is the price that would be received to sell an asset or paid to transfer a liability in an orderly transaction between market participants at the measurement date. The fair value measurement is based on the presumption that the transaction to sell the asset or transfer the liability takes place either in the principal market for the asset or liability, or in the absence of a principal market, in the most advantageous market for the asset or liability. The principal or the most advantageous market must be accessible by the Group. The fair value of an asset or a liability is measured using the assumptions that market participants would use when pricing the asset or liability, assuming that market participants act in their economic best interest.

### 2.4 SUMMARY OF SIGNIFICANT ACCOUNTING POLICIES (continued)

#### Fair value measurement (continued)

A fair value measurement of a non-financial asset takes into account a market participant's ability to generate economic benefits by using the asset in its highest and best use or by selling it to another market participant that would use the asset in its highest and best use.

The Group uses valuation techniques that are appropriate in the circumstances and for which sufficient data are available to measure fair value, maximising the use of relevant observable inputs and minimising the use of unobservable inputs.

All assets and liabilities for which fair value is measured or disclosed in the financial statements are categorised within the fair value hierarchy, described as follows, based on the lowest level input that is significant to the fair value measurement as a whole:

- Level 1 – based on quoted prices (unadjusted) in active markets for identical assets or liabilities
- Level 2 – based on valuation techniques for which the lowest level input that is significant to the fair value measurement is observable, either directly or indirectly
- Level 3 – based on valuation techniques for which the lowest level input that is significant to the fair value measurement is unobservable

For assets and liabilities that are recognised in the financial statements on a recurring basis, the Group determines whether transfers have occurred between levels in the hierarchy by reassessing categorisation (based on the lowest level input that is significant to the fair value measurement as a whole) at the end of each reporting period.

#### Impairment of non-financial assets

Where an indication of impairment exists, or when annual impairment testing for an asset is required (other than inventories, contract assets, deferred tax assets, financial assets, investment properties and non-current assets/ a disposal group classified as held for sale), the asset's recoverable amount is estimated. An asset's recoverable amount is the higher of the asset's or cash-generating unit's value in use and its fair value less costs of disposal, and is determined for an individual asset, unless the asset does not generate cash inflows that are largely independent of those from other assets or groups of assets, in which case the recoverable amount is determined for the cash-generating unit to which the asset belongs. In testing a cash-generating unit for impairment, a portion of the carrying amount of a corporate asset (e.g., a headquarters building) is allocated to an individual cash-generating unit if it can be allocated on a reasonable and consistent basis or, otherwise, to the smallest group of cash-generating units.

An impairment loss is recognised only if the carrying amount of an asset exceeds its recoverable amount. In assessing value in use, the estimated future cash flows are discounted to their present value using a pre-tax discount rate that reflects current market assessments of the time value of money and the risks specific to the asset. An impairment loss is charged to the statement of profit or loss in the period in which it arises in those expense categories consistent with the function of the impaired asset.



## 2.4 SUMMARY OF SIGNIFICANT ACCOUNTING POLICIES (continued)

### Impairment of non-financial assets (continued)

An assessment is made at the end of each reporting period as to whether there is an indication that previously recognised impairment losses may no longer exist or may have decreased. If such an indication exists, the recoverable amount is estimated. A previously recognised impairment loss of an asset other than goodwill is reversed only if there has been a change in the estimates used to determine the recoverable amount of that asset, but not to an amount higher than the carrying amount that would have been determined (net of any depreciation/amortisation) had no impairment loss been recognised for the asset in prior years. A reversal of such an impairment loss is credited to the statement of profit or loss in the period in which it arises.

### Related parties

A party is considered to be related to the Group if:

- (a) the party is a person or a close member of that person's family and that person
  - (i) has control or joint control over the Group;
  - (ii) has significant influence over the Group; or
  - (iii) is a member of the key management personnel of the Group or of a parent of the Group;

or

- (b) the party is an entity where any of the following conditions applies:
  - (i) the entity and the Group are members of the same group;
  - (ii) one entity is an associate or joint venture of the other entity (or of a parent, subsidiary or fellow subsidiary of the other entity);
  - (iii) the entity and the Group are joint ventures of the same third party;
  - (iv) one entity is a joint venture of a third entity and the other entity is an associate of the third entity;
  - (v) the entity is a post-employment benefit plan for the benefit of employees of either the Group or an entity related to the Group;
  - (vi) the entity is controlled or jointly controlled by a person identified in (a);
  - (vii) a person identified in (a)(i) has significant influence over the entity or is a member of the key management personnel of the entity (or of a parent of the entity); and
  - (viii) the entity, or any member of a group of which it is a part, provides key management personnel services to the Group or to the parent of the Group.

## 2.4 SUMMARY OF SIGNIFICANT ACCOUNTING POLICIES (continued)

### Property, plant and equipment and depreciation

Property, plant and equipment, other than construction in progress, are stated at cost less accumulated depreciation and any impairment losses. The cost of an item of property, plant and equipment comprises its purchase price and any directly attributable costs of bringing the asset to its working condition and location for its intended use.

Expenditure incurred after items of property, plant and equipment have been put into operation, such as repairs and maintenance, is normally charged to the statement of profit or loss in the period in which it is incurred. In situations where the recognition criteria are satisfied, the expenditure for a major inspection is capitalised in the carrying amount of the asset as a replacement. Where significant parts of property, plant and equipment are required to be replaced at intervals, the Group recognises such parts as individual assets with specific useful lives and depreciates them accordingly.

Depreciation is calculated on the straight-line basis to write off the cost of each item of property, plant and equipment to its residual value over its estimated useful life. The estimated useful lives and residual values of property, plant and equipment are as follows:

Category	Estimated useful life	Estimated residual value
Buildings	30 years	5%
Leasehold improvements	Over the shorter of the lease term and estimated useful lives	–
Plant and machinery	5 to 10 years	5%
Furniture and fixtures	3 to 5 years	5%
Motor vehicles	4 to 5 years	5%

Where parts of an item of property, plant and equipment have different useful lives, the cost of that item is allocated on a reasonable basis among the parts and each part is depreciated separately. Residual values, useful lives and the depreciation method are reviewed, and adjusted if appropriate, at least at each financial year end.

An item of property, plant and equipment including any significant part initially recognised is derecognised upon disposal or when no future economic benefits are expected from its use or disposal. Any gain or loss on disposal or retirement recognised in the statement of profit or loss in the year the asset is derecognised is the difference between the net sales proceeds and the carrying amount of the relevant asset.

Construction in progress represents buildings, plant and machinery under construction or pending installation, which is stated at cost less any impairment losses, and is not depreciated. Cost comprises the direct costs of construction and capitalised borrowing costs on related borrowed funds during the period of construction. Construction in progress is reclassified to the appropriate category of property, plant and equipment when completed and ready for use.

## 2.4 SUMMARY OF SIGNIFICANT ACCOUNTING POLICIES (continued)

### Investment properties

Investment properties are interests in land and buildings (including the leasehold property held as a right-of-use asset which would otherwise meet the definition of an investment property) held to earn rental income and/or for capital appreciation, rather than for use in the production or supply of goods or services or for administrative purposes; or for sale in the ordinary course of business. Such properties are measured initially at cost, including transaction costs. Subsequent to initial recognition, investment properties are stated at fair value, which reflects market conditions at the end of the reporting period.

Gains or losses arising from changes in the fair values of investment properties are included in the statement of profit or loss in the year in which they arise.

Any gains or losses on the retirement or disposal of an investment property are recognised in the statement of profit or loss in the year of the retirement or disposal.

### Non-current assets held for sale

Non-current assets are classified as held for sale if their carrying amounts will be recovered principally through a sales transaction rather than through continuing use. For this to be the case, the asset must be available for immediate sale in its present condition subject only to terms that are usual and customary for the sale of such assets and its sale must be highly probable. All assets and liabilities of a subsidiary classified as a disposal group are reclassified as held for sale regardless of whether the Group retains a non-controlling interest in its former subsidiary after the sale.

Non-current assets (other than investment properties and financial assets) classified as held for sale are measured at the lower of their carrying amounts and fair values less costs to sell. Property, plant and equipment and intangible assets classified as held for sale are not depreciated or amortised.

## 2.4 SUMMARY OF SIGNIFICANT ACCOUNTING POLICIES (continued)

### Intangible assets (other than goodwill)

Intangible assets acquired separately are measured on initial recognition at cost. The cost of intangible assets acquired in a business combination is the fair value at the date of acquisition. The useful lives of intangible assets are assessed to be either finite or indefinite. Intangible assets with finite lives are subsequently amortised over the useful economic life and assessed for impairment whenever there is an indication that the intangible asset may be impaired. The amortisation period and the amortisation method for an intangible asset with a finite useful life are reviewed at least at each financial year end.

Intangible assets with indefinite useful lives are tested for impairment annually either individually or at the cash-generating unit level. Such intangible assets are not amortised. The useful life of an intangible asset with an indefinite life is reviewed annually to determine whether the indefinite life assessment continues to be supportable. If not, the change in the useful life assessment from indefinite to finite is accounted for on a prospective basis.

Intangible assets are stated at cost less any impairment losses and are amortised on the straight-line basis over their estimated useful lives. The estimated useful lives of intangible assets are as follows:

Category	Estimated useful life
Software	5 years
Dealership agreements	20 to 40 years
Customer relationship	15 years
Car licences	Indefinite useful life
Club membership	29 years

### Leases

The Group assesses at contract inception whether a contract is, or contains, a lease. A contract is, or contains, a lease if the contract conveys the right to control the use of an identified asset for a period of time in exchange for consideration.

#### Group as a lessee

The Group applies a single recognition and measurement approach for all leases, except for short-term leases and leases of low-value assets. The Group recognises lease liabilities to make lease payments and right-of-use assets representing the right to use the underlying assets.

## 2.4 SUMMARY OF SIGNIFICANT ACCOUNTING POLICIES (continued)

### Leases (continued)

#### Group as a lessee (continued)

##### (a) *Right-of-use assets*

Right-of-use assets are recognised at the commencement date of the lease (that is the date the underlying asset is available for use). Right-of-use assets are measured at cost, less any accumulated depreciation and any impairment losses, and adjusted for any remeasurement of lease liabilities. The cost of right-of-use assets includes the amount of lease liabilities recognised, initial direct costs incurred, and lease payments made at or before the commencement date less any lease incentives received. Right-of-use assets are depreciated on a straight-line basis over the shorter of the lease terms and the estimated useful lives of the assets as follows:

Leasehold land	20 to 45 years
Buildings	2 to 30years
Motor vehicles	1 to 2 years

If ownership of the leased asset transfers to the Group by the end of the lease term or the cost reflects the exercise of a purchase option, depreciation is calculated using the estimated useful life of the asset.

##### (b) *Lease liabilities*

Lease liabilities are recognised at the commencement date of the lease at the present value of lease payments to be made over the lease term. The lease payments include fixed payments (including in-substance fixed payments) less any lease incentives receivable, variable lease payments that depend on an index or a rate, and amounts expected to be paid under residual value guarantees. The lease payments also include the exercise price of a purchase option reasonably certain to be exercised by the Group and payments of penalties for termination of a lease, if the lease term reflects the Group exercising the option to terminate the lease. The variable lease payments that do not depend on an index or a rate are recognised as an expense in the period in which the event or condition that triggers the payment occurs.

In calculating the present value of lease payments, the Group uses its incremental borrowing rate at the lease commencement date because the interest rate implicit in the lease is not readily determinable. After the commencement date, the amount of lease liabilities is increased to reflect the accretion of interest and reduced for the lease payments made. In addition, the carrying amount of lease liabilities is remeasured if there is a modification, a change in the lease term, a change in lease payments (e.g., a change to future lease payments resulting from a change in an index or rate) or a change in assessment of an option to purchase the underlying asset.

The Group's lease liabilities are included in interest-bearing bank and other borrowings.

### 2.4 SUMMARY OF SIGNIFICANT ACCOUNTING POLICIES (continued)

#### Leases (continued)

##### Group as a lessee (continued)

###### (c) *Short-term leases and leases of low-value assets*

The Group applies the short-term lease recognition exemption to its short-term leases of machinery and equipment (that is those leases that have a lease term of 12 months or less from the commencement date and do not contain a purchase option). It also applies the recognition exemption for leases of low-value assets to leases of office equipment that is considered to be of low value.

Lease payments on short-term leases and leases of low-value assets are recognised as an expense on a straight-line basis over the lease term.

##### Group as a lessor

When the Group acts as a lessor, it classifies at lease inception (or when there is a lease modification) each of its leases as either an operating lease or a finance lease.

Leases in which the Group does not transfer substantially all the risks and rewards incidental to ownership of an asset are classified as operating leases. When a contract contains lease and non-lease components, the Group allocates the consideration in the contract to each component on a relative stand-alone selling price basis. Rental income is accounted for on a straight-line basis over the lease terms and is included in revenue in the statement of profit or loss due to its operating nature. Initial direct costs incurred in negotiating and arranging an operating lease are added to the carrying amount of the leased asset and recognised over the lease term on the same basis as rental income. Contingent rents are recognised as revenue in the period in which they are earned.

Leases that transfer substantially all the risks and rewards incidental to ownership of an underlying asset to the lessee, are accounted for as finance leases.

At the commencement date, the cost of the leased asset is capitalised at the present value of the lease payments and related payments (including the initial direct costs), and presented as a receivable at an amount equal to the net investment in the lease. The finance income on the net investment in the lease is recognised in the statement of profit or loss so as to provide a constant periodic rate of return over the lease terms.

## 2.4 SUMMARY OF SIGNIFICANT ACCOUNTING POLICIES (continued)

### Investments and other financial assets

#### Initial recognition and measurement

Financial assets are classified, at initial recognition, as subsequently measured at amortised cost, fair value through other comprehensive income, and fair value through profit or loss.

The classification of financial assets at initial recognition depends on the financial asset's contractual cash flow characteristics and the Group's business model for managing them. With the exception of trade receivables that do not contain a significant financing component or for which the Group has applied the practical expedient of not adjusting the effect of a significant financing component, the Group initially measures a financial asset at its fair value, plus in the case of a financial asset not at fair value through profit or loss, transaction costs. Trade receivables that do not contain a significant financing component or for which the Group has applied the practical expedient are measured at the transaction price determined under HKFRS 15 in accordance with the policies set out for "Revenue recognition".

In order for a financial asset to be classified and measured at amortised cost or fair value through other comprehensive income, it needs to give rise to cash flows that are solely payments of principal and interest ("SPPI") on the principal amount outstanding. Financial assets with cash flows that are not SPPI are classified and measured at fair value through profit or loss, irrespective of the business model.

The Group's business model for managing financial assets refers to how it manages its financial assets in order to generate cash flows. The business model determines whether cash flows will result from collecting contractual cash flows, selling the financial assets, or both. Financial assets classified and measured at amortised cost are held within a business model with the objective to hold financial assets in order to collect contractual cash flows, while financial assets classified and measured at fair value through other comprehensive income are held within a business model with the objective of both holding to collect contractual cash flows and selling. Financial assets which are not held within the aforementioned business models are classified and measured at fair value through profit or loss.

All regular way purchases and sales of financial assets are recognised on the trade date, that is, the date that the Group commits to purchase or sell the asset. Regular way purchases or sales are purchases or sales of financial assets that require delivery of assets within the period generally established by regulation or convention in the marketplace.

#### Subsequent measurement

The subsequent measurement of financial assets depends on their classification as follows:

##### *Financial assets at amortised cost (debt instruments)*

Financial assets at amortised cost are subsequently measured using the effective interest method and are subject to impairment. Gains and losses are recognised in the statement of profit or loss when the asset is derecognised, modified or impaired.

### 2.4 SUMMARY OF SIGNIFICANT ACCOUNTING POLICIES (continued)

#### Investments and other financial assets (continued)

##### Subsequent measurement (continued)

###### *Financial assets designated at fair value through other comprehensive income (equity investments)*

Upon initial recognition, the Group can elect to classify irrevocably its equity investments as equity investments designated at fair value through other comprehensive income when they meet the definition of equity under HKAS 32 *Financial Instruments: Presentation* and are not held for trading. The classification is determined on an instrument-by-instrument basis.

Gains and losses on these financial assets are never recycled to the statement of profit or loss. Dividends are recognised as other income in the statement of profit or loss when the right of payment has been established, it is probable that the economic benefits associated with the dividend will flow to the Group and the amount of the dividend can be measured reliably, except when the Group benefits from such proceeds as a recovery of part of the cost of the financial asset, in which case, such gains are recorded in other comprehensive income. Equity investments designated at fair value through other comprehensive income are not subject to impairment assessment.

###### *Financial assets at fair value through profit or loss*

Financial assets at fair value through profit or loss are carried in the statement of financial position at fair value with net changes in fair value recognised in the statement of profit or loss.

This category includes derivative instruments and equity investments which the Group had not irrevocably elected to classify at fair value through other comprehensive income. Dividends on equity investments classified as financial assets at fair value through profit or loss are also recognised as other income in the statement of profit or loss when the right of payment has been established, it is probable that the economic benefits associated with the dividend will flow to the Group and the amount of the dividend can be measured reliably.

A derivative embedded in a hybrid contract, with a financial liability or non-financial host, is separated from the host and accounted for as a separate derivative if the economic characteristics and risks are not closely related to the host; a separate instrument with the same terms as the embedded derivative would meet the definition of a derivative; and the hybrid contract is not measured at fair value through profit or loss. Embedded derivatives are measured at fair value with changes in fair value recognised in the statement of profit or loss. Reassessment only occurs if there is either a change in the terms of the contract that significantly modifies the cash flows that would otherwise be required or a reclassification of a financial asset out of the fair value through profit or loss category.

A derivative embedded within a hybrid contract containing a financial asset host is not accounted for separately. The financial asset host together with the embedded derivative is required to be classified in its entirety as a financial asset at fair value through profit or loss.



## 2.4 SUMMARY OF SIGNIFICANT ACCOUNTING POLICIES (continued)

### Derecognition of financial assets

A financial asset (or, where applicable, a part of a financial asset or part of a group of similar financial assets) is primarily derecognised (i.e., removed from the Group's consolidated statement of financial position) when:

- the rights to receive cash flows from the asset have expired; or
- the Group has transferred its rights to receive cash flows from the asset or has assumed an obligation to pay the received cash flows in full without material delay to a third party under a "pass-through" arrangement; and either (a) the Group has transferred substantially all the risks and rewards of the asset, or (b) the Group has neither transferred nor retained substantially all the risks and rewards of the asset, but has transferred control of the asset.

When the Group has transferred its rights to receive cash flows from an asset or has entered into a pass-through arrangement, it evaluates if, and to what extent, it has retained the risk and rewards of ownership of the asset. When it has neither transferred nor retained substantially all the risks and rewards of the asset nor transferred control of the asset, the Group continues to recognise the transferred asset to the extent of the Group's continuing involvement. In that case, the Group also recognises an associated liability. The transferred asset and the associated liability are measured on a basis that reflects the rights and obligations that the Group has retained.

Continuing involvement that takes the form of a guarantee over the transferred asset is measured at the lower of the original carrying amount of the asset and the maximum amount of consideration that the Group could be required to repay.

### Impairment of financial assets

The Group recognises an allowance for expected credit losses ("ECLs") for all debt instruments not held at fair value through profit or loss. ECLs are based on the difference between the contractual cash flows due in accordance with the contract and all the cash flows that the Group expects to receive, discounted at an approximation of the original effective interest rate. The expected cash flows will include cash flows from the sale of collateral held or other credit enhancements that are integral to the contractual terms.

### 2.4 SUMMARY OF SIGNIFICANT ACCOUNTING POLICIES (continued)

#### Impairment of financial assets (continued)

##### General approach

ECLs are recognised in two stages. For credit exposures for which there has not been a significant increase in credit risk since initial recognition, ECLs are provided for credit losses that result from default events that are possible within the next 12 months (a 12-month ECL). For those credit exposures for which there has been a significant increase in credit risk since initial recognition, a loss allowance is required for credit losses expected over the remaining life of the exposure, irrespective of the timing of the default (a lifetime ECL).

At each reporting date, the Group assesses whether the credit risk on a financial instrument has increased significantly since initial recognition. When making the assessment, the Group compares the risk of a default occurring on the financial instrument as at the reporting date with the risk of a default occurring on the financial instrument as at the date of initial recognition and considers reasonable and supportable information that is available without undue cost or effort, including historical and forward-looking information. The Group considers that there has been a significant increase in credit risk when an trade contractual payments are more than 30 days past due.

The Group considers a financial asset in default when contractual payments are 90 days past due. However, in certain cases, the Group may also consider a financial asset to be in default when internal or external information indicates that the Group is unlikely to receive the outstanding contractual amounts in full before taking into account any credit enhancements held by the Group.

A financial asset is written off when there is no reasonable expectation of recovering the contractual cash flows.

Debt investments at fair value through other comprehensive income and financial assets at amortised cost are subject to impairment under the general approach and they are classified within the following stages for measurement of ECLs except for trade receivables which apply the simplified approach as detailed below.

- Stage 1 – Financial instruments for which credit risk has not increased significantly since initial recognition and for which the loss allowance is measured at an amount equal to 12-month ECLs
- Stage 2 – Financial instruments for which credit risk has increased significantly since initial recognition but that are not credit-impaired financial assets and for which the loss allowance is measured at an amount equal to lifetime ECLs
- Stage 3 – Financial assets that are credit-impaired at the reporting date (but that are not purchased or originated credit-impaired) and for which the loss allowance is measured at an amount equal to lifetime ECLs

##### Simplified approach

For trade receivables that do not contain a significant financing component or when the Group applies the practical expedient of not adjusting the effect of a significant financing component, the Group applies the simplified approach in calculating ECLs. Under the simplified approach, the Group does not track changes in credit risk, but instead recognises a loss allowance based on lifetime ECLs at each reporting date. The Group has established a provision matrix that is based on its historical credit loss experience, adjusted for forward-looking factors specific to the debtors and the economic environment.

## 2.4 SUMMARY OF SIGNIFICANT ACCOUNTING POLICIES (continued)

### Financial liabilities

#### Initial recognition and measurement

Financial liabilities are classified, at initial recognition, as financial liabilities at fair value through profit or loss, loans and borrowings, payables, or as derivatives designated as hedging instruments in an effective hedge, as appropriate.

All financial liabilities are recognised initially at fair value and, in the case of loans and borrowings and payables, net of directly attributable transaction costs.

The Group's financial liabilities include trade and bills payables, other payables and accruals, amounts due to related parties, derivative financial instruments and interest-bearing bank and other borrowings.

#### Subsequent measurement

The subsequent measurement of financial liabilities depends on their classification as follows:

##### *Financial liabilities at amortised cost (loans and borrowings)*

After initial recognition, interest-bearing loans and borrowings are subsequently measured at amortised cost, using the effective interest rate method unless the effect of discounting would be immaterial, in which case they are stated at cost. Gains and losses are recognised in the statement of profit or loss when the liabilities are derecognised as well as through the effective interest rate amortisation process.

Amortised cost is calculated by taking into account any discount or premium on acquisition and fees or costs that are an integral part of the effective interest rate. The effective interest rate amortisation is included in finance costs in the statement of profit or loss.

### Derecognition of financial liabilities

A financial liability is derecognised when the obligation under the liability is discharged or cancelled, or expires.

When an existing financial liability is replaced by another from the same lender on substantially different terms, or the terms of an existing liability are substantially modified, such an exchange or modification is treated as a derecognition of the original liability and a recognition of a new liability, and the difference between the respective carrying amounts is recognised in the statement of profit or loss.

### Offsetting of financial instruments

Financial assets and financial liabilities are offset and the net amount is reported in the statement of financial position if there is a currently enforceable legal right to offset the recognised amounts and there is an intention to settle on a net basis, or to realise the assets and settle the liabilities simultaneously.

## 2.4 SUMMARY OF SIGNIFICANT ACCOUNTING POLICIES (continued)

### Derivative financial instruments and hedge accounting

#### Initial recognition and subsequent measurement

The Group uses derivative financial instruments, such as forward currency contracts and interest rate swaps, to hedge its foreign currency risk and interest rate risk, respectively. Such derivative financial instruments are initially recognised at fair value on the date on which a derivative contract is entered into and are subsequently remeasured at fair value. Derivatives are carried as assets when the fair value is positive and as liabilities when the fair value is negative.

Any gains or losses arising from changes in fair value of derivatives are taken directly to the statement of profit or loss, except for the effective portion of cash flow hedges, which is recognised in other comprehensive income and later reclassified to profit or loss when the hedged item affects profit or loss.

For the purpose of hedge accounting, hedges are classified as:

- fair value hedges when hedging the exposure to changes in the fair value of a recognised asset or liability or an unrecognised firm commitment; or
- cash flow hedges when hedging the exposure to variability in cash flows that is either attributable to a particular risk associated with a recognised asset or liability or a highly probable forecast transaction, or a foreign currency risk in an unrecognised firm commitment; or
- hedges of a net investment in a foreign operation.

At the inception of a hedge relationship, the Group formally designates and documents the hedge relationship to which the Group wishes to apply hedge accounting, the risk management objective and its strategy for undertaking the hedge.

The documentation includes identification of the hedging instrument, the hedged item, the nature of the risk being hedged and how the Group will assess whether the hedging relationship meets the hedge effectiveness requirements (including the analysis of sources of hedge ineffectiveness and how the hedge ratio is determined). A hedging relationship qualifies for hedge accounting if it meets all of the following effectiveness requirements:

- There is “an economic relationship” between the hedged item and the hedging instrument.
- The effect of credit risk does not “dominate the value changes” that result from that economic relationship.
- The hedge ratio of the hedging relationship is the same as that resulting from the quantity of the hedged item that the Group actually hedges and the quantity of the hedging instrument that the Group actually uses to hedge that quantity of hedged item.

## 2.4 SUMMARY OF SIGNIFICANT ACCOUNTING POLICIES (continued)

### Derivative financial instruments and hedge accounting (continued)

#### Initial recognition and subsequent measurement (continued)

Hedges which meet all the qualifying criteria for hedge accounting are accounted for as follows:

##### *Cash flow hedges*

The effective portion of the gain or loss on the hedging instrument is recognised directly in other comprehensive income in the cash flow hedge reserve, while any ineffective portion is recognised immediately in the statement of profit or loss. The cash flow hedge reserve is adjusted to the lower of the cumulative gain or loss on the hedging instrument and the cumulative change in fair value of the hedged item.

The amounts accumulated in other comprehensive income are accounted for, depending on the nature of the underlying hedged transaction. If the hedged transaction subsequently results in the recognition of a non-financial item, the amount accumulated in equity is removed from the separate component of equity and included in the initial cost or other carrying amount of the hedged asset or liability. This is not a reclassification adjustment and will not be recognised in other comprehensive income for the period. This also applies where the hedged forecast transaction of a non-financial asset or non-financial liability subsequently becomes a firm commitment to which fair value hedge accounting is applied.

For any other cash flow hedges, the amount accumulated in other comprehensive income is reclassified to the statement of profit or loss as a reclassification adjustment in the same period or periods during which the hedged cash flows affect the statement of profit or loss.

If cash flow hedge accounting is discontinued, the amount that has been accumulated in other comprehensive income must remain in accumulated other comprehensive income if the hedged future cash flows are still expected to occur. Otherwise, the amount will be immediately reclassified to the statement of profit or loss as a reclassification adjustment. After the discontinuation, once the hedged cash flow occurs, any amount remaining in accumulated other comprehensive income is accounted for depending on the nature of the underlying transaction as described above.

### 2.4 SUMMARY OF SIGNIFICANT ACCOUNTING POLICIES (continued)

#### Derivative financial instruments and hedge accounting (continued)

##### Initial recognition and subsequent measurement (continued)

Hedges which meet all the qualifying criteria for hedge accounting are accounted for as follows: (continued)

##### *Fair value hedges*

The change in the fair value of a hedging instrument is recognised in the statement of profit or loss as other expenses. The change in the fair value of the hedged item attributable to the risk hedged is recorded as a part of the carrying amount of the hedged item and is also recognised in the statement of profit or loss as other expenses.

For fair value hedges relating to items carried at amortised cost, the adjustment to carrying value is amortised through the statement of profit or loss over the remaining term of the hedge using the effective interest rate method. Effective interest rate amortisation may begin as soon as an adjustment exists and shall begin no later than when the hedged item ceases to be adjusted for changes in its fair value attributable to the risk being hedged. If the hedged item is derecognised, the unamortised fair value is recognised immediately in the statement of profit or loss.

When an unrecognised firm commitment is designated as a hedged item, the subsequent cumulative change in the fair value of the firm commitment attributable to the hedged risk is recognised as an asset or liability with a corresponding gain or loss recognised in the statement of profit or loss. The changes in the fair value of the hedging instrument are also recognised in the statement of profit or loss.

##### *Hedges of a net investment*

Hedges of a net investment in a foreign operation, including a hedge of a monetary item that is accounted for as part of the net investment, are accounted for in a similar way to cash flow hedges. Gains or losses on the hedging instrument relating to the effective portion of the hedge are recognised in other comprehensive income while any gains or losses relating to the ineffective portion are recognised in the statement of profit or loss. On disposal of the foreign operation, the cumulative value of any such gains or losses recorded in equity is transferred to the statement of profit or loss.

##### *Current versus non-current classification*

Derivative instruments that are not designated as effective hedging instruments are classified as current or non-current or separated into current and non-current portions based on an assessment of the facts and circumstances (i.e., the underlying contracted cash flows).

- Where the Group expects to hold a derivative as an economic hedge (and does not apply hedge accounting) for a period beyond 12 months after the end of the reporting period, the derivative is classified as non-current (or separated into current and non-current portions) consistently with the classification of the underlying item.
- Embedded derivatives that are not closely related to the host contract are classified consistently with the cash flows of the host contract.
- Derivative instruments that are designated as, and are effective hedging instruments, are classified consistently with the classification of the underlying hedged item. The derivative instruments are separated into current portions and non-current portions only if a reliable allocation can be made.

## 2.4 SUMMARY OF SIGNIFICANT ACCOUNTING POLICIES (continued)

### Inventories

Inventories are stated at the lower of cost and net realisable value. Cost is determined on the first-in, first-out basis and, in the case of work in progress and finished goods, comprises direct materials, direct labour and an appropriate proportion of overheads. Net realisable value is based on estimated selling prices less any estimated costs to be incurred to completion and disposal.

### Cash and cash equivalents

For the purpose of the consolidated statement of cash flows, cash and cash equivalents comprise cash on hand and demand deposits, and short-term highly liquid investments that are readily convertible into known amounts of cash, are subject to an insignificant risk of changes in value, and have a short maturity of generally within three months when acquired, less bank overdrafts which are repayable on demand and form an integral part of the Group's cash management.

For the purpose of the consolidated statement of financial position, cash and cash equivalents comprise cash on hand and at banks, including term deposits with initial terms of three months or less, which are not restricted as to use.

### Income tax

Income tax comprises current and deferred tax. Income tax relating to items recognised outside profit or loss is recognised outside profit or loss, either in other comprehensive income or directly in equity.

Current tax assets and liabilities are measured at the amount expected to be recovered from or paid to the taxation authorities, based on tax rates (and tax laws) that have been enacted or substantively enacted by the end of the reporting period, taking into consideration interpretations and practices prevailing in the countries in which the Group operates.

Deferred tax is provided, using the liability method, on all temporary differences at the end of the reporting period between the tax bases of assets and liabilities and their carrying amounts for financial reporting purposes.

Deferred tax liabilities are recognised for all taxable temporary differences, except:

- when the deferred tax liability arises from the initial recognition of goodwill or an asset or liability in a transaction that is not a business combination and, at the time of the transaction, affects neither the accounting profit nor taxable profit or loss; and
- in respect of taxable temporary differences associated with investments in subsidiaries, associates and joint ventures, when the timing of the reversal of the temporary differences can be controlled and it is probable that the temporary differences will not reverse in the foreseeable future.

### 2.4 SUMMARY OF SIGNIFICANT ACCOUNTING POLICIES (continued)

#### Income tax (continued)

Deferred tax assets are recognised for all deductible temporary differences, and the carryforward of unused tax credits and any unused tax losses. Deferred tax assets are recognised to the extent that it is probable that taxable profit will be available against which the deductible temporary differences, and the carryforward of unused tax credits and unused tax losses can be utilised, except:

- when the deferred tax asset relating to the deductible temporary differences arises from the initial recognition of an asset or liability in a transaction that is not a business combination and, at the time of the transaction, affects neither the accounting profit nor taxable profit or loss; and
- in respect of deductible temporary differences associated with investments in subsidiaries, associates and joint ventures, deferred tax assets are only recognised to the extent that it is probable that the temporary differences will reverse in the foreseeable future and taxable profit will be available against which the temporary differences can be utilised.

The carrying amount of deferred tax assets is reviewed at the end of each reporting period and reduced to the extent that it is no longer probable that sufficient taxable profit will be available to allow all or part of the deferred tax asset to be utilised. Unrecognised deferred tax assets are reassessed at the end of each reporting period and are recognised to the extent that it has become probable that sufficient taxable profit will be available to allow all or part of the deferred tax asset to be recovered.

Deferred tax assets and liabilities are measured at the tax rates that are expected to apply to the period when the asset is realised or the liability is settled, based on tax rates (and tax laws) that have been enacted or substantively enacted by the end of the reporting period.

Deferred tax assets and deferred tax liabilities are offset if and only if the Group has a legally enforceable right to set off current tax assets and current tax liabilities and the deferred tax assets and deferred tax liabilities relate to income taxes levied by the same taxation authority on either the same taxable entity or different taxable entities which intend either to settle current tax liabilities and assets on a net basis, or to realise the assets and settle the liabilities simultaneously, in each future period in which significant amounts of deferred tax liabilities or assets are expected to be settled or recovered.

#### Government grants

Government grants are recognised at their fair value where there is reasonable assurance that the grant will be received and all attaching conditions will be complied with. When the grant relates to an expense item, it is recognised as income on a systematic basis over the periods that the costs, for which it is intended to compensate, are expensed.



## 2.4 SUMMARY OF SIGNIFICANT ACCOUNTING POLICIES (continued)

### Revenue recognition

#### Revenue from contracts with customers

Revenue from contracts with customers is recognised when control of goods or services is transferred to the customers at an amount that reflects the consideration to which the Group expects to be entitled in exchange for those goods or services.

When the consideration in a contract includes a variable amount, the amount of consideration is estimated to which the Group will be entitled in exchange for transferring the goods or services to the customer. The variable consideration is estimated at contract inception and constrained until it is highly probable that a significant revenue reversal in the amount of cumulative revenue recognised will not occur when the associated uncertainty with the variable consideration is subsequently resolved.

When the contract contains a financing component which provides the customer with a significant benefit of financing the transfer of goods or services to the customer for more than one year, revenue is measured at the present value of the amount receivable, discounted using the discount rate that would be reflected in a separate financing transaction between the Group and the customer at contract inception. When the contract contains a financing component which provides the Group with a significant financial benefit for more than one year, revenue recognised under the contract includes the interest expense accreted on the contract liability under the effective interest method. For a contract where the period between the payment by the customer and the transfer of the promised goods or services is one year or less, the transaction price is not adjusted for the effects of a significant financing component, using the practical expedient in HKFRS 15.

#### (a) *Sale of motor vehicles*

Revenue from the sale of motor vehicles is recognised at the point in time when control of the vehicle is transferred to the customer, generally on delivery of the vehicle.

#### (b) *Rendering of after-sales services*

For the rendering of after-sales services related to repairs and maintenance under manufacturers warranties or covered by insurance companies and customer-paid repairs and maintenance, the control is transferred overtime and therefore, the performance obligation is satisfied and revenue is recognised over time, if one of the following criteria is met:

- (i) the customer simultaneously receives and consumes the benefits provided by the entity's performance as the entity performs;
- (ii) the entity's performance creates or enhances an asset (for example, work in progress) that the customer controls as the asset is created or enhanced; or
- (iii) the entity's performance does not create an asset with an alternative use to the entity and the entity has an enforceable right to payment for performance completed to date.

Otherwise, revenue is recognised at a point in time when the customer obtains control of the distinct service.

### 2.4 SUMMARY OF SIGNIFICANT ACCOUNTING POLICIES (continued)

#### Revenue recognition (continued)

##### Revenue from other sources

Finance lease income is recognised on an accrual basis using the effective interest method by applying the rate that exactly discounts the estimated future cash receipts through the expected life of the net investment of the finance lease or a shorter period, when appropriate, to the net carrying amount of the net investment of the finance lease.

##### Other income

Interest income is recognised on an accrual basis using the effective interest method by applying the rate that exactly discounts the estimated future cash receipts over the expected life of the financial instrument or a shorter period, when appropriate, to the net carrying amount of the financial asset.

Dividend income is recognised when the shareholders' right to receive payment has been established, it is probable that the economic benefits associated with the dividend will flow to the Group and the amount of the dividend can be measured reliably.

Commission income is recognised at the point in time when the services are fully rendered and accepted by customers.

##### Contract liabilities

A contract liability is recognised when a payment is received or a payment is due (whichever is earlier) from a customer before the Group transfers the related goods or services. Contract liabilities are recognised as revenue when the Group performs under the contract (i.e., transfers control of the related goods or services to the customer).

##### Vendor rebates

Volume-related vendor rebates are recognised as a deduction from cost of sales on an accrual basis according to the expected entitlement earned up to the reporting date for each relevant supplier contract.

Rebates relating to items purchased but still held at the reporting date are deducted from the carrying value of these items so that the cost of inventories is recorded net of applicable rebates.

## 2.4 SUMMARY OF SIGNIFICANT ACCOUNTING POLICIES (continued)

### Share-based payments

The Company operates a share option scheme for the purpose of providing incentives and rewards to eligible participants who contribute to the success of the Group's operations. Employees (including Directors) of the Group receive remuneration in the form of share-based payments, whereby employees render services in exchange for equity instruments ("equity-settled transactions").

The cost of equity-settled transactions with employees is measured by reference to the fair value at the date at which they are granted. The fair value is determined by an external valuer using a binomial model.

The cost of equity-settled transactions is recognised in employee benefit expense, together with a corresponding increase in equity, over the period in which the performance and/or service conditions are fulfilled. The cumulative expense recognised for equity-settled transactions at the end of each reporting period until the vesting date reflects the extent to which the vesting period has expired and the Group's best estimate of the number of equity instruments that will ultimately vest. The charge or credit to the statement of profit or loss for a period represents the movement in the cumulative expense recognised as at the beginning and end of that period.

Service and non-market performance conditions are not taken into account when determining the grant date fair value of awards, but the likelihood of the conditions being met is assessed as part of the Group's best estimate of the number of equity instruments that will ultimately vest. Market performance conditions are reflected within the grant date fair value. Any other conditions attached to an award, but without an associated service requirement, are considered to be non-vesting conditions. Non-vesting conditions are reflected in the fair value of an award and lead to an immediate expensing of an award unless there are also service and/or performance conditions.

For awards that do not ultimately vest because non-market performance and/or service conditions have not been met, no expense is recognised. Where awards include a market or non-vesting condition, the transactions are treated as vesting irrespective of whether the market or non-vesting condition is satisfied, provided that all other performance and/or service conditions are satisfied.

Where the terms of an equity-settled award are modified, as a minimum an expense is recognised as if the terms had not been modified, if the original terms of the award are met. In addition, an expense is recognised for any modification that increases the total fair value of the share-based payments, or is otherwise beneficial to the employee as measured at the date of modification.

Where an equity-settled award is cancelled, it is treated as if it had vested on the date of cancellation, and any expense not yet recognised for the award is recognised immediately. This includes any award where non-vesting conditions within the control of either the Group or the employee are not met. However, if a new award is substituted for the cancelled award, and is designated as a replacement award on the date that it is granted, the cancelled and new awards are treated as if they were a modification of the original award, as described in the previous paragraph.

The dilutive effect of outstanding options is reflected as additional share dilution in the computation of earnings per share.

### 2.4 SUMMARY OF SIGNIFICANT ACCOUNTING POLICIES (continued)

#### Other employee benefits

The employees of the Group's subsidiaries which operate in Mainland China are required to participate in a central pension scheme operated by the local municipal government. These subsidiaries are required to contribute a certain percentage of their payroll costs to the central pension scheme. The contributions are charged to the statement of profit or loss as they become payable in accordance with the rules of the central pension scheme.

#### Borrowing costs

Borrowing costs directly attributable to the acquisition, construction or production of qualifying assets, i.e., assets that necessarily take a substantial period of time to get ready for their intended use or sale, are capitalised as part of the cost of those assets. The capitalisation of such borrowing costs ceases when the assets are substantially ready for their intended use or sale. Investment income earned on the temporary investment of specific borrowings pending their expenditure on qualifying assets is deducted from the borrowing costs capitalised. All other borrowing costs are expensed in the period in which they are incurred. Borrowing costs consist of interest and other costs that an entity incurs in connection with the borrowing of funds.

#### Dividends

Final dividends are recognised as a liability when they are approved by the shareholders in a general meeting. Proposed final dividends are disclosed in the notes to the financial statements.

Interim dividends are simultaneously proposed and declared, because the Company's memorandum and articles of association grant the Directors the authority to declare interim dividends. Consequently, interim dividends are recognised immediately as a liability when they are proposed and declared.

#### Foreign currencies

These financial statements are presented in RMB. Each entity in the Group determines its own functional currency and items included in the financial statements of each entity are measured using that functional currency. The Company, established in the Cayman Islands, uses the Hong Kong dollar as its functional currency. As the Group mainly operates in Mainland China, RMB is used as the presentation currency of the Group. Foreign currency transactions recorded by the entities in the Group are initially recorded using their respective functional currency rates prevailing at the dates of the transactions. Monetary assets and liabilities denominated in foreign currencies are translated at the functional currency rates of exchange ruling at the end of the reporting period. Differences arising on settlement or translation of monetary items are recognised in the statement of profit or loss.

Non-monetary items that are measured in terms of historical cost in a foreign currency are translated using the exchange rates at the dates of the initial transactions. Non-monetary items measured at fair value in a foreign currency are translated using the exchange rates at the date when the fair value was measured. The gain or loss arising on translation of a non-monetary item measured at fair value is treated in line with the recognition of the gain or loss on change in fair value of the item (i.e., translation difference on the item whose fair value gain or loss is recognised in other comprehensive income or profit or loss is also recognised in other comprehensive income or profit or loss, respectively).

## 2.4 SUMMARY OF SIGNIFICANT ACCOUNTING POLICIES (continued)

### Foreign currencies (continued)

In determining the exchange rate on initial recognition of the related asset, expense or income on the derecognition of a non-monetary asset or non-monetary liability relating to an advance consideration, the date of initial transaction is the date on which the Group initially recognises the non-monetary asset or non-monetary liability arising from the advance consideration. If there are multiple payments or receipts in advance, the Group determines the transaction date for each payment or receipt of the advance consideration.

The functional currencies of the Company and certain overseas subsidiaries are currencies other than the RMB. As at the end of the reporting period, the assets and liabilities of these entities are translated into RMB at the exchange rates prevailing at the end of the reporting period and their statements of profit or loss are translated into RMB at the exchange rates that approximate to those prevailing at the dates of the transactions.

The resulting exchange differences are recognised in other comprehensive income and accumulated in the exchange fluctuation reserve. On disposal of a foreign operation, the component of other comprehensive income relating to that particular foreign operation is recognised in the statement of profit or loss.

Any goodwill arising on the acquisition of a foreign operation and any fair value adjustments to the carrying amounts of assets and liabilities arising on acquisition are treated as assets and liabilities of the foreign operation and translated at the closing rate.

For the purpose of the consolidated statement of cash flows, the cash flows of overseas subsidiaries are translated into RMB at the exchange rates ruling at the dates of the cash flows. Frequently recurring cash flows of entities with functional currencies other than RMB which arise throughout the year are translated into RMB at the weighted average exchange rates for the year.

## 3. SIGNIFICANT ACCOUNTING JUDGEMENTS AND ESTIMATES

The preparation of the Group's financial statements requires management to make judgements, estimates and assumptions that affect the reported amounts of revenues, expenses, assets and liabilities, and their accompanying disclosures, and the disclosure of contingent liabilities. Uncertainty about these assumptions and estimates could result in outcomes that could require a material adjustment to the carrying amounts of the assets or liabilities affected in the future.

### Judgements

In the process of applying the Group's accounting policies, management has made the following judgements, apart from those involving estimations, which have the most significant effect on the amounts recognised in the financial statements:

#### Judgement in the timing of satisfaction of performance obligations

For the provision of after-sales services, management has assessed that the Group has a present right to payment from customers for the service rendered at a point in time upon finalisation, delivery and acceptance upon the service completion. Therefore, the Company has satisfied that the performance obligation of after-sales services is satisfied at a point in time and recognised after-sales revenue at a point in time.

### 3. SIGNIFICANT ACCOUNTING JUDGEMENTS AND ESTIMATES (continued)

#### Judgements (continued)

##### Deferred tax assets

Deferred tax assets are recognised for all deductible temporary differences and unused tax losses to the extent that it is probable that taxable profit will be available against which the losses can be utilised. Significant management judgement is required to determine the amount of deferred tax assets that can be recognised, based upon the likely timing and level of future taxable profits together with future tax planning strategies. The carrying value of deferred tax assets as at 31 December 2022 was RMB287,138,000 (31 December 2021: RMB225,677,000). More details are given in note 33(a).

##### Estimation uncertainty

The key assumptions concerning the future and other key sources of estimation uncertainty at the end of the reporting period, that have a significant risk of causing a material adjustment to the carrying amounts of assets and liabilities within the next financial year, are described below.

##### Impairment of goodwill

The Group determines whether goodwill is impaired at least on an annual basis. This requires an estimation of the value in use of the cash-generating units to which the goodwill is allocated. Estimating the value in use requires the Group to make an estimate of the expected future cash flows from the cash-generating units and also to choose a suitable discount rate in order to calculate the present value of those cash flows. The carrying amount of goodwill as at 31 December 2022 of goodwill was RMB1,222,016,000 (31 December 2021: RMB1,222,016,000). Further details are given in note 19.

##### Provision for expected credit losses on trade receivables and other financial assets

The Group uses a provision matrix to calculate ECLs for trade receivables, finance lease receivables, financial assets included in prepayments, other receivables and other assets and amounts due from related parties. The provision rates are based on days past due for groupings of various customer segments that have similar loss patterns (i.e., by customer type and rating and other forms of credit insurance).

The provision matrix is initially based on the Group's historical observed default rates. The Group will calibrate the matrix to adjust the historical credit loss experience with forward-looking information.

The assessment of the correlation among historical observed default rates, forecast economic conditions and ECLs is a significant estimate. The amount of ECLs is sensitive to changes in circumstances and forecast economic conditions. The Group's historical credit loss experience and forecast of economic conditions may also not be representative of customers' actual default in the future. The information about the ECLs on the Group's trade receivables and other financial assets is disclosed in note 18, note 23, note 24 and note 44 to the financial statements, respectively.

### 3. SIGNIFICANT ACCOUNTING JUDGEMENTS AND ESTIMATES (continued)

#### Estimation uncertainty (continued)

##### Leases – Estimating the incremental borrowing rate

The Group cannot readily determine the interest rate implicit in a lease, and therefore, it uses an incremental borrowing rate (“IBR”) to measure lease liabilities. The IBR is the rate of interest that the Group would have to pay to borrow over a similar term, and with a similar security, the funds necessary to obtain an asset of a similar value to the right-of-use asset in a similar economic environment. The IBR therefore reflects what the Group “would have to pay”, which requires estimation when no observable rates are available (such as for subsidiaries that do not enter into financing transactions) or when it needs to be adjusted to reflect the terms and conditions of the lease (for example, when leases are not in the subsidiary’s functional currency). The Group estimates the IBR using observable inputs (such as market interest rates) when available and is required to make certain entity-specific estimates.

##### Estimation of fair value of investment properties

Investment properties were revalued based on the appraised market value by independent professional valuers. Such valuations were based on certain assumptions, which are subject to uncertainty and might materially differ from the actual results. In making the estimate, the Group considers information from current prices in an active market for similar properties and uses assumptions that are mainly based on market conditions existing at the end of the reporting period.

In the absence of current prices in an active market for similar properties, the Group considers information from a variety of sources, including:

- (a) current prices in an active market for properties of a different nature, condition or location, adjusted to reflect those differences;
- (b) recent prices of similar properties on less active markets, with adjustments to reflect any changes in economic conditions since the dates of the transactions that occurred at those prices; and discounted cash flow projections based on reliable estimates of future cash flows, supported by the terms of any existing lease and other contracts and (when possible) by external evidence such as current market rents for similar properties in the same location and condition, and using discount rates that reflect current market assessments of the uncertainty in the amount and timing of the cash flows.

The carrying amount of investment properties at 31 December 2022 was RMB392,720,000 (2021: RMB394,316,000). Further details, including the key assumptions used for fair value measurement and a sensitivity analysis, are given in note 14 to the financial statements.

### 3. SIGNIFICANT ACCOUNTING JUDGEMENTS AND ESTIMATES (continued)

#### Estimation uncertainty (continued)

##### Impairment of non-financial assets (other than goodwill)

The Group assesses whether there are any indicators of impairment for all non-financial assets (including the right-of-use assets) at the end of each reporting period. Indefinite life intangible assets are tested for impairment annually and at other times when such an indicator exists. Other non-financial assets are tested for impairment when there are indicators that the carrying amounts may not be recoverable. An impairment exists when the carrying value of an asset or a cash-generating unit exceeds its recoverable amount, which is the higher of its fair value less costs of disposal and its value in use. The calculation of the fair value less costs of disposal is based on available data from binding sales transactions in an arm's length transaction of similar assets or observable market prices less incremental costs for disposing of the asset. When value in use calculations are undertaken, management must estimate the expected future cash flows from the asset or cash-generating unit and choose a suitable discount rate in order to calculate the present value of those cash flows.

##### Useful lives of property, plant and equipment

The Group's management determines the estimated useful lives and the related depreciation charge for the Group's property, plant and equipment. This estimate is based on the historical experience of the actual useful lives of property, plant and equipment of similar nature and functions. Management will increase the depreciation charge where useful lives are less than previously estimated, or will write off or write down technically obsolete or non-strategic assets that have been abandoned or sold. Actual economic lives may differ from estimated useful lives. Periodic review could result in a change in depreciable lives and therefore a depreciation charge in the future periods.

##### Write-down of inventories to net realisable value

The Group's inventories are stated at the lower of cost and net realisable value. The assessment of impairment of inventories involves the use of estimates and judgements. These estimates are made with reference to aged inventories, projections of expected future saleability of goods and management experience and judgement. Based on this review, write-down of inventories will be made when the estimated net realisable values of inventories decline below their carrying amounts. Due to changes in market conditions, actual saleability of goods may be different from the estimation and profit or loss could be affected by differences in this estimation.

### 4. OPERATING SEGMENT INFORMATION

The Group's principal business is the sale and service of motor vehicles. For management purposes, the Group operates in one business unit based on its products, and has one reportable segment which is the sale of motor vehicles and the provision of related services.

No operating segments have been aggregated to form the above reportable operating segment.



## 4. OPERATING SEGMENT INFORMATION (continued)

### Information about geographical areas

Since most of the Group's revenue was generated from the sale and service of motor vehicles in Mainland China and most of the Group's non-current assets were located in Mainland China, geographical information as required by HKFRS 8 *Operating Segments* is not presented.

### Information about major customers

Since no revenue from sales to a single customer amounted to 10% or more of the Group's revenue during the year, major customer information as required by HKFRS 8 *Operating Segments* is not presented.

## 5. REVENUE, OTHER INCOME AND GAINS, NET

### (a) Revenue:

An analysis of revenue is as follows:

	2022 RMB'000	2021 RMB'000
<b>Revenue from contracts with customers</b>		
Sale of motor vehicles	27,948,010	33,024,027
After-sales services	3,713,369	4,523,362
<b>Revenue from other sources</b>		
Finance leasing services	37,308	35,255
	<b>31,698,687</b>	37,582,644

### Revenue from contracts with customers

#### (i) Disaggregated revenue information

	2022 RMB'000	2021 RMB'000
<b>Types of goods or service</b>		
Sale of motor vehicles	27,948,010	33,024,027
After-sales services	3,713,369	4,523,362
Total revenue from contracts with customers	<b>31,661,379</b>	37,547,389
<b>Timing of revenue recognition</b>		
At a point in time	<b>31,661,379</b>	37,547,389

## 5. REVENUE, OTHER INCOME AND GAINS, NET (continued)

### (a) Revenue: (continued)

#### Revenue from contracts with customers (continued)

##### (i) Disaggregated revenue information (continued)

The following table shows the amounts of revenue recognised that were included in the contract liabilities at the beginning of each reporting period and recognised from performance obligations satisfied in previous periods:

	<b>2022</b> <b>RMB'000</b>	2021 RMB'000
Sale of motor vehicles	<b>566,122</b>	757,808
After-sales services	<b>220,295</b>	218,768
Total contract liabilities	<b>786,417</b>	976,576

##### (ii) Performance obligations

Information about the Group's performance obligations is summarised below:

###### *Sale of motor vehicles*

Each sale of motor vehicles is a single performance obligation. The transaction price for a vehicle sale is determined with the customer at the time of sale. The performance obligation is satisfied upon delivery of the motor vehicles. The Group generally receive payment directly from the customer at the time of sale or from the third-party financial institutions within 30 days following the sale. In certain cases, the Group generally arranges finance lease with a period of one to three years.

###### *After-sales services*

Each after-sales service related to repairs and maintenance under manufacturer warranties or customer-paid repairs and maintenance is a single performance obligation. The transaction price for automotive repairs and maintenance services is based on the parts used, the number of labour hours applied, and standardised hourly labour rates. The performance obligation is satisfied upon finalisation, delivery and acceptance upon the service completion. The Group generally receives payment on the delivery date for the customer-paid repairs and maintenance services and within two to three months for repairs and maintenance services under manufacturer warranties or covered by insurance companies.

## 5. REVENUE, OTHER INCOME AND GAINS, NET (continued)

### (b) Other income and gains, net:

	Notes	2022 RMB'000	2021 RMB'000
Commission income		<b>813,017</b>	1,012,269
Advertisement support received from automobile manufacturers		<b>20,672</b>	23,834
Gross rental income from investment property operating leases*		<b>17,512</b>	19,097
Rental income from subleases		<b>29,763</b>	18,343
Government grants**		<b>88,462</b>	88,087
Bank interest income		<b>20,753</b>	22,280
Loss on disposal of items of property, plant and equipment		<b>(3,356)</b>	(6,158)
Fair value (loss)/gain on investment properties	14	<b>(1,596)</b>	963
Fair value gain on financial assets at fair value through profit and loss		<b>6,994</b>	–
Foreign exchange differences, net		<b>246,936</b>	(65,477)
Gain on disposal of investment in an associate		<b>42,743</b>	–
Gain on termination of lease		<b>5,300</b>	–
Others		<b>(6,114)</b>	(2,389)
<b>Total</b>		<b>1,281,086</b>	1,110,849

\* Rental income from investment property operating leases does not include variable lease payments that do not depend on an index or a rate.

\*\* There are no unfulfilled conditions or contingencies related to these grants.

## NOTES TO FINANCIAL STATEMENTS

31 December 2022

### 6. (LOSS)/PROFIT BEFORE TAX

The Group's (loss)/profit before tax is arrived at after charging/(crediting):

	<b>2022</b> <b>RMB'000</b>	2021 RMB'000
<b>(a) Employee benefit expense (including Directors' and chief executive's remuneration (note 9)):</b>		
Wages and salaries	<b>820,304</b>	854,558
Other welfare	<b>250,501</b>	261,580
Equity-settled share option expense	-	523
	<b>1,070,805</b>	1,116,661
<b>(b) Cost of sales and services:</b>		
Cost of sales of motor vehicles	<b>28,811,632</b>	32,519,644
Others	<b>2,423,655</b>	2,777,208
	<b>31,235,287</b>	35,296,852

## 6. (LOSS)/PROFIT BEFORE TAX (continued)

The Group's (loss)/profit before tax is arrived at after charging/(crediting): (continued)

(c) Other items:	Notes	2022 RMB'000	2021 RMB'000
Depreciation of property, plant and equipment*	13	<b>268,401</b>	258,599
Depreciation of right-of-use assets***	15(a)	<b>203,373</b>	215,888
Amortisation of other intangible assets*	16	<b>61,806</b>	62,046
Advertisement and business promotion expenses		<b>249,296</b>	292,351
Auditor's remuneration		<b>6,100</b>	6,100
Bank charges		<b>27,042</b>	30,694
Foreign exchange differences, net		<b>(246,936)</b>	65,477
Lease payments not included in the measurement of lease liabilities*		<b>26,854</b>	20,519
Logistics and petroleum expenses		<b>51,921</b>	56,387
Office expenses		<b>16,178</b>	19,470
Impairment of financial assets:			
Impairment of trade receivables	23	<b>721</b>	11,186
Impairment of prepayments, other receivables and other assets		<b>(3,637)</b>	35,473
Impairment of finance lease receivables		<b>(318)</b>	3,644
Write-down of inventories to net realisable value**		<b>73,675</b>	33,587
Loss on disposal of items of property, plant and equipment		<b>3,356</b>	6,158
Gross rental income from investment properties		<b>(17,512)</b>	(19,097)
Rental income from subleases		<b>(29,763)</b>	(18,343)
Government grants		<b>(88,462)</b>	(88,087)
Fair value loss/(gain) on investment properties	14	<b>1,596</b>	(963)
Fair value gain on financial assets at fair value through profit and loss		<b>(6,994)</b>	–
Bank interest income		<b>(20,753)</b>	(22,280)
Gain on disposal of investment in an associate		<b>(42,743)</b>	–

\* The amount of these depreciation of property, plant and equipment, amortisation of other intangible assets, depreciation of right-of-use assets and lease expenses is included in "cost of sales and services provided", "selling and distribution expenses" and "administrative expenses" in the consolidated statement of profit or loss.

\*\* The amount of these write-down of inventories to net realisable value is included in "cost of sales and services provided" in the consolidated statement of profit or loss.

\*\*\* The amount of depreciation of depreciation of right-of-use assets and lease expenses are included in "cost of sales and services provided", "selling and distribution expenses", "administrative expenses" and "other income and gains, net" in the consolidated statement of profit or loss.

## NOTES TO FINANCIAL STATEMENTS

31 December 2022

### 7. FINANCE COSTS

An analysis of finance costs is as follows:

	<b>2022</b> <b>RMB'000</b>	2021 RMB'000
Interest on bank and other borrowings (including amounts due to related parties) <i>Incl: Loan arrangement fee</i>	<b>465,133</b> <b>21,827</b>	520,312 19,793
Interest on lease liabilities (note 15)	<b>74,242</b>	77,696
Total interest expense on financial liabilities not at fair value through profit or loss	<b>539,375</b>	598,008

### 8. INCOME TAX

(a) Income tax in the consolidated statement of profit or loss represents:

	<b>2022</b> <b>RMB'000</b>	2021 RMB'000
Current tax	<b>204,031</b>	301,701
Deferred tax (note 33)	<b>(74,455)</b>	64,025
Total tax charge for the year	<b>129,576</b>	365,726

Pursuant to the relevant rules and regulations of the Cayman Islands and the British Virgin Islands ("BVI"), the Company and the subsidiaries of the Company incorporated therein are not subject to any income tax in the Cayman Islands and the BVI.

The subsidiaries incorporated in Hong Kong are subject to income tax at the rate of 16.5% (2021: 16.5%). Hong Kong profit tax has been provided on the estimated assessable profits arising in Hong Kong during the year presented.

According to the Corporate Income Tax Law of the People's Republic of China (the "CIT Law"), the uniform income tax rate is 25% (2021: 25%), except for two subsidiaries in Xinjiang Uygur Autonomous Region which were exempted from income tax in the first five years and 15 subsidiaries in Sichuan Province which were entitled to income tax rate of 15% under the western development policy.

## 8. INCOME TAX (continued)

(b) Reconciliation between tax expense and accounting profit at the applicable tax rates:

A reconciliation of the tax expense applicable to profit before tax using the statutory rate for the jurisdictions in which the Company and the majority of its subsidiaries are domiciled to the tax expense at the effective tax rate is as follows:

	<b>2022</b> <b>RMB'000</b>	2021 RMB'000
(Loss)/profit before tax	<b>(570,904)</b>	909,085
Tax at the statutory tax rate	<b>(157,821)</b>	252,649
Tax losses not recognised	<b>298,580</b>	153,802
Expenses not deductible for tax	<b>2,562</b>	1,884
Profits and losses attributable to joint ventures and associates	<b>(2,715)</b>	(7,029)
Tax losses utilised from previous periods	<b>(11,030)</b>	(35,580)
Tax charge	<b>129,576</b>	365,726

The share of tax attributable to joint ventures and associates is included in "Share of profits and losses of joint ventures and associates" in the consolidated statement of profit or loss.

31 December 2022

## 9. DIRECTORS' AND CHIEF EXECUTIVE'S REMUNERATION

Directors' and chief executive's remuneration for the year, disclosed pursuant to the Listing Rules, section 383(1) (a), (b), (c) and (f) of the Hong Kong Companies Ordinance and Part 2 of the Companies (Disclosure of Information about Benefits of Directors) Regulation, is as follows:

	Year ended 31 December 2022				Total RMB'000
	Director's Fees RMB'000	Salaries, allowances and other benefits RMB'000	Contributions to defined contribution retirement schemes RMB'000	Equity-settled share option expense RMB'000	
<b>Independent non-executive directors</b>					
– Liu Wenji	100	–	–	–	100
– Ho Hung Tim Chester	100	–	–	–	100
– Liu Yangfang	100	–	–	–	100
<b>Executive directors</b>					
– Ma Fujiang ( <i>Chairman</i> ) <sup>(1)</sup>	–	547	–	–	547
– Bao Xiangyi ( <i>President</i> ) <sup>(2)</sup>	–	292	–	–	292
– Lu Ao	–	800	–	–	800
– Xu Xing	–	500	–	–	500
– Lu Wei <sup>(3)</sup>	–	500	–	–	500
– Wang Xinming <sup>(4)</sup>	–	533	–	–	533
	<b>300</b>	<b>3,172</b>	<b>–</b>	<b>–</b>	<b>3,472</b>

<sup>(1)</sup> Mr. Ma Fujiang was appointed on 17 June 2022.

<sup>(2)</sup> Mr. Bao Xiangyi was appointed on 6 September 2022.

<sup>(3)</sup> Mr. Lu Wei resigned on 13 June 2022.

<sup>(4)</sup> Mr. Wang Xinming resigned on 6 September 2022.

<sup>(5)</sup> Mr. Diao Jianshen resigned on 30 June 2021.

<sup>(6)</sup> Mr. Chan Wan Tsun Adrian Alan resigned on 30 June 2021.



## 9. DIRECTORS' AND CHIEF EXECUTIVE'S REMUNERATION (continued)

	Year ended 31 December 2021				
	Director's Fees RMB'000	Salaries, allowances and other benefits RMB'000	Contributions to defined contribution retirement schemes RMB'000	Equity-settled share option expense RMB'000	Total RMB'000
<b>Independent non-executive directors</b>					
– Diao Jianshen <sup>(5)</sup>	123	–	–	–	123
– Chan Wan Tsun Adrian Alan <sup>(6)</sup>	123	–	–	–	123
– Liu Yangfang	173	–	–	–	173
– Liu Wenji	50	–	–	–	50
– Ho Hung Tim Chester	50	–	–	–	50
<b>Executive directors</b>					
– Lu Wei ( <i>Chairman</i> )	–	1,000	–	–	1,000
– Wang Xinming ( <i>President</i> )	–	800	–	175	975
– Lu Ao	–	800	–	87	887
– Xu Xing	–	500	–	87	587
	519	3,100	–	349	3,968

There was no arrangement under which a director or the chief executive waived or agreed to waive any remuneration during the year.

During the years ended 31 December 2021 and 2022, there was no options granted to executive directors. The fair value of options granted in 2018, which has been recognised in the consolidated statement of profit or loss over the vesting period, was determined as at the date of grant and the amount included in the financial statements for the current year is included in the above Directors' and chief executive's remuneration disclosures.

## 10. FIVE HIGHEST PAID INDIVIDUALS

The five highest paid individuals during the year included no executive directors (2021: three executive directors). Details of the remuneration for the year of the five (2021: two) highest paid employees who are not executive directors are as follows:

	2022 RMB'000
Salaries, allowances and other benefits	5,982

Remuneration of the four and one non-executive director highest paid employees fell within the band of HKD1,000,001 to HKD1,500,000, and the band of HKD1,500,001 to HKD2,000,000 respectively.

## 10. FIVE HIGHEST PAID INDIVIDUALS (continued)

During the years ended 31 December 2021 and 2022, there was no options granted to executive directors. The fair value of options granted in 2018, which has been recognised in the consolidated statement of profit or loss over the vesting period, was determined as at the date of grant and the amount included in the financial statements for the current year is included in the above disclosures.

## 11. DIVIDENDS

No dividend was recommended for the year ended 31 December 2022 (2021: Nil).

## 12. (LOSS)/EARNINGS PER SHARE ATTRIBUTABLE TO ORDINARY EQUITY HOLDERS OF THE PARENT

The calculation of the basic (loss)/earnings per share amount is based on the (loss)/profit for the year attributable to ordinary equity holders of the parent, and the weighted average number of ordinary shares of 2,837,511,429 in issue during the year ended 31 December 2022 (2021: 2,837,511,429).

The exercise price of the share option was higher than the market stock price. No shares options were exercised during the year. Therefore, the Group had no potentially dilutive ordinary shares in issue during the years ended 31 December 2022 and 2021.

The calculation of basic and diluted (loss)/earnings per share is based on:

<b>Earnings</b>	<b>2022</b>	2021
	<b>RMB'000</b>	RMB'000
(Loss)/profit attributable to ordinary equity holders of the parent	<b>(697,982)</b>	551,986
<b>Shares</b>	<b>2022</b>	2021
Weighted average number of ordinary shares in issue during the year	<b>2,837,511,429</b>	2,837,511,429
<b>(Loss)/earnings per share</b>	<b>2022</b>	2021
	<b>RMB</b>	RMB
Basic and diluted	<b>(0.25)</b>	0.19

## 13. PROPERTY, PLANT AND EQUIPMENT

	Buildings RMB'000	Leasehold improvements RMB'000	Plant and machinery RMB'000	Furniture and fixtures RMB'000	Motor vehicles RMB'000	Construction in progress RMB'000	Total RMB'000
31 December 2022							
At 1 January 2022:							
Cost	3,120,062	1,088,260	458,180	292,215	609,301	48,363	5,616,381
Accumulation depreciation	(766,036)	(787,841)	(322,108)	(236,508)	(59,960)	-	(2,172,453)
Net carrying amount	2,354,026	300,419	136,072	55,707	549,341	48,363	3,443,928
At 1 January 2022, net of accumulated depreciation	2,354,026	300,419	136,072	55,707	549,341	48,363	3,443,928
Additions	82	46,258	19,163	25,092	386,223	69,092	545,910
Disposals	(1,820)	(1,674)	(2,346)	(1,456)	(287,335)	-	(294,631)
Depreciation provided during the year (note 6)	(81,198)	(64,149)	(29,711)	(18,165)	(75,178)	-	(268,401)
Transfers	27,195	63,032	811	-	-	(91,038)	-
At 31 December 2022, net of accumulated depreciation	2,298,285	343,886	123,989	61,178	573,051	26,417	3,426,806
At 31 December 2022:							
Cost	3,144,562	1,171,574	469,336	300,780	640,176	26,417	5,752,845
Accumulated depreciation	(846,277)	(827,688)	(345,347)	(239,602)	(67,125)	-	(2,326,039)
Net carrying amount	2,298,285	343,886	123,989	61,178	573,051	26,417	3,426,806

## NOTES TO FINANCIAL STATEMENTS

31 December 2022

### 13. PROPERTY, PLANT AND EQUIPMENT (continued)

	Buildings RMB'000	Leasehold improvements RMB'000	Plant and machinery RMB'000	Furniture and fixtures RMB'000	Motor vehicles RMB'000	Construction in progress RMB'000	Total RMB'000
31 December 2021							
At 1 January 2021:							
Cost	3,147,988	1,038,705	444,423	285,684	441,631	26,676	5,385,107
Accumulation depreciation	(695,575)	(738,301)	(296,862)	(233,461)	(67,072)	-	(2,031,271)
Net carrying amount	2,452,413	300,404	147,561	52,223	374,559	26,676	3,353,836
At 1 January 2021, net of							
accumulated depreciation	2,452,413	300,404	147,561	52,223	374,559	26,676	3,353,836
Additions	3,821	65,825	21,093	20,795	401,952	27,261	540,747
Reclassification from							
right of use assets	-	-	-	-	136,455	-	136,455
Disposals of subsidiaries							
	-	-	-	-	(44)	-	(44)
Disposals	(22,821)	(2,410)	(768)	(1,910)	(300,558)	-	(328,467)
Depreciation provided							
during the year (note 6)	(79,387)	(64,334)	(31,989)	(16,597)	(66,292)	-	(258,599)
Transfers	-	934	175	1,196	3,269	(5,574)	-
At 31 December 2021, net of							
accumulated depreciation	2,354,026	300,419	136,072	55,707	549,341	48,363	3,443,928
At 31 December 2022:							
Cost	3,120,062	1,088,260	458,180	292,215	609,301	48,363	5,616,381
Accumulated depreciation	(766,036)	(787,841)	(322,108)	(236,508)	(59,960)	-	(2,172,453)
Net carrying amount	2,354,026	300,419	136,072	55,707	549,341	48,363	3,443,928

As at 31 December 2022, the application for the property ownership certificates for certain buildings with a net book value of RMB117,714,000 (31 December 2021: RMB129,002,000) was still in progress.

As at 31 December 2022, certain of the Group's buildings, leasehold improvements and furniture with an aggregate net book value of RMB88,129,000 (31 December 2021: RMB92,216,000) and motor vehicles with an aggregate net book value of approximately RMB72,917,000 (2021: RMB30,415,000) were pledged as security for the Group interest-bearing bank and other borrowings (note 29(b) and note 29(c)).

## 14. INVESTMENT PROPERTIES

	<b>2022</b> <b>RMB'000</b>	2021 RMB'000
Carrying amount at 1 January	<b>394,316</b>	393,353
Net (loss)/gain from a fair value adjustment	<b>(1,596)</b>	963
Carrying amount at 31 December	<b>392,720</b>	394,316

The Group's investment properties consist of three commercial properties in the PRC. The Group's investment properties were revalued on 31 December 2022 based on valuations performed by an independent professionally qualified valuer, at RMB392,720,000 (31 December 2021: RMB394,316,000). The Group's management decides to appoint which external valuer to be responsible for the external valuations of the Group's properties. Selection criteria include market knowledge, reputation, independence and whether professional standards are maintained. The Group's management has discussions with the valuer on the valuation assumptions and valuation results twice a year when the valuation is performed for interim and annual financial reporting.

The investment properties are leased to third parties under operating leases, further summarised details of which are included in note 15 to the financial statements.

### Fair value hierarchy

Investment properties held by the Group in the consolidated statement of financial position were valued into Level 3 in the fair value hierarchy. During the year, there were no transfers of fair value measurement between Level 1 and Level 2 and no transfers into or out of Level 3 (2021: Nil).

The valuation technique is the discounted cash flow method and the key inputs are as follows:

### Significant unobservable inputs

	<b>2022</b>	2021
Estimated rental value (per sq.m. per month)	<b>RMB37 – RMB136</b>	RMB35 – RMB116
Long-term growth rate p.a	<b>1% – 3%</b>	1% – 3%
Long-term vacancy rate	<b>5%</b>	5%
Discount rate	<b>4% – 6%</b>	5% – 6%

### 14. INVESTMENT PROPERTIES (continued)

Under the discounted cash flow method, fair value is estimated using assumptions regarding the benefits and liabilities of ownership over the asset's life including an exit or terminal value. This method involves the projection of a series of cash flows on a property interest. A market-derived discount rate is applied to the projected cash flow in order to establish the present value of the income stream associated with the asset. The exit yield is normally separately determined and differs from the discount rate.

The duration of the cash flows and the specific timing of inflows and outflows are determined by events such as rent reviews, lease renewal and related reletting, redevelopment or refurbishment. The appropriate duration is driven by market behaviour that is a characteristic of the class of property. The periodic cash flow is estimated as gross income less vacancy, non-recoverable expenses, collection losses, lease incentives, maintenance costs, agent and commission costs and other operating and management expenses. The series of periodic net operating income, along with an estimate of the terminal value anticipated at the end of the projection period, is then discounted.

A significant increase (decrease) in the estimated rental value and the market rent growth rate per annum in isolation would result in a significant increase (decrease) in the fair value of the investment properties. A significant increase (decrease) in the long-term vacancy rate and the discount rate in isolation would result in a significant decrease (increase) in the fair value of the investment properties. Generally, a change in the assumption made for the estimated rental value is accompanied by a directionally similar change in the rent growth per annum and the discount rate and an opposite change in the long-term vacancy rate.

As at 31 December 2022, certain of the Group's investment properties with an aggregate net book value of approximately RMB239,064,000 (31 December 2021: RMB233,265,000) were pledged as security for certain of the Group interest-bearing bank and other borrowings (note 29(b)).

## 15. LEASES

### The Group as a lessee

The Group has lease contracts for various items of buildings and motor vehicles used in its operations. Lump sum payments were made upfront to acquire the leasehold land from the owners with lease periods of 20 to 45 years, and no ongoing payments will be made under the terms of these land leases. Leases of buildings generally have lease terms between 2 and 30 years, while motor vehicles generally have lease terms between 1 and 2 years. The rest of the leases generally have lease terms of 12 months or less and/or are individually of low value.

(a) Right-of-use assets

The carrying amounts of the Group's right-of-use assets and the movements during the year are as follows:

	<b>Leasehold land</b>	<b>Buildings</b>	<b>Motor Vehicles</b>	<b>Total</b>
	RMB'000	RMB'000	RMB'000	RMB'000
As at 1 January 2021	595,510	1,179,394	144,011	1,918,915
Additions	19,747	106,247	–	125,994
Depreciation charge	(32,097)	(175,311)	(8,480)	(215,888)
Revision of a lease term arising from a change in the non-cancellable period of a lease	–	(15,338)	–	(15,338)
Transfer to property, plant and equipment	–	–	(135,531)	(135,531)
As at 31 December 2021	583,160	1,094,992	–	1,678,152
As at 1 January 2022	583,160	1,094,992	–	1,678,152
Additions	32,920	107,526	–	140,446
Depreciation charge	(34,679)	(168,694)	–	(203,373)
Termination of lease	(8,974)	(28,929)	–	(37,903)
<b>As at 31 December 2022</b>	<b>572,427</b>	<b>1,004,895</b>	<b>–</b>	<b>1,577,322</b>

As at 31 December 2022, certain of the Group's leasehold land with an aggregate net book value of approximately RMB29,413,000 (31 December 2021: RMB30,415,000) was pledged as security for the Group interest-bearing bank and other borrowings (note 29(b)).

## 15. LEASES (continued)

### The Group as a lessee (continued)

(b) Lease liabilities

The carrying amount of lease liabilities and the movements during the year are as follows:

	<b>2022</b> <b>RMB'000</b>	2021 RMB'000
Carrying amount at 1 January	<b>1,305,323</b>	1,378,336
New leases	<b>137,516</b>	121,604
Accretion of interest recognised during the year	<b>74,242</b>	77,696
Payments	<b>(192,002)</b>	(254,733)
Termination of lease	<b>(43,203)</b>	(17,580)
Carrying amount at 31 December	<b>1,281,876</b>	1,305,323
Analysed into:		
Current portion	<b>158,997</b>	126,204
Non-current portion	<b>1,122,879</b>	1,179,119

The maturity analysis of lease liabilities is disclosed in note 44 to the financial statements.

(c) The amounts recognised in profit or loss in relation to leases are as follows:

	<b>2022</b> <b>RMB'000</b>	2021 RMB'000
Interest on lease liabilities	<b>74,242</b>	77,696
Depreciation charge of right-of-use assets	<b>203,373</b>	215,888
Expense relating to short-term leases (included in cost of sales, administrative and selling and distribution expenses)	<b>26,825</b>	20,455
Expense relating to leases of low-value assets (included in cost of sales, administrative and selling and distribution expenses)	<b>29</b>	64
Termination of lease	<b>(5,300)</b>	-
Gain from revision of a lease term arising from a change in the non-cancellable period of a lease	-	(2,242)
Total amount recognised in profit or loss	<b>299,169</b>	311,861



## 15. LEASES (continued)

### The Group as a lessor

The Group leases its investment properties (note 14) consisting of three commercial properties under operating lease arrangements and the Group also subleases certain of its buildings and land. The terms of the leases generally require the tenants to pay security deposits and provide for periodic rent adjustments according to the then prevailing market conditions. Rental income recognised by the Group during the year was RMB47,275,000 (2021: RMB37,440,000), details of which are included in note 5(b) to the financial statements.

At 31 December 2022 and 2021, the undiscounted lease payments receivable by the Group in future periods under non-cancellable operating leases with its tenants are as follows:

	2022 RMB'000	2021 RMB'000
Within one year	38,835	41,970
After one year but within two years	39,437	42,340
After two years but within three years	38,291	39,023
After three years but within four years	40,117	41,506
After four years but within five years	41,226	45,667
After five years	135,405	181,218
	<b>333,311</b>	391,724

## 16. OTHER INTANGIBLE ASSETS

	Software RMB'000	Dealership agreements RMB'000	Customer relationship RMB'000	Car licences RMB'000	Club membership RMB'000	Total RMB'000
<b>Cost:</b>						
At 1 January 2022	33,248	1,445,755	299,894	23,575	2,454	1,804,926
Additions	572	-	-	2,554	-	3,126
Disposals	(396)	-	-	(2,018)	-	(2,414)
At 31 December 2022	33,424	1,445,755	299,894	24,111	2,454	1,805,638
<b>Accumulated amortisation:</b>						
At 1 January 2022	15,339	252,666	182,941	-	1,433	452,379
Charge for the year	2,599	38,474	19,993	-	740	61,806
Disposals	(395)	-	-	-	-	(395)
At 31 December 2022	17,543	291,140	202,934	-	2,173	513,790
<b>Net book value:</b>						
At 31 December 2022	15,881	1,154,615	96,960	24,111	281	1,291,848

## 16. OTHER INTANGIBLE ASSETS (continued)

	Software RMB'000	Dealership agreements RMB'000	Customer relationship RMB'000	Car licences RMB'000	Club membership RMB'000	Total RMB'000
<b>Cost:</b>						
At 1 January 2021	29,111	1,445,755	299,894	19,663	2,454	1,796,877
Additions	4,310	–	–	4,998	–	9,308
Disposals	(173)	–	–	(1,086)	–	(1,259)
At 31 December 2021	33,248	1,445,755	299,894	23,575	2,454	1,804,926
<b>Accumulated amortisation:</b>						
At 1 January 2021	13,150	213,740	162,948	–	693	390,531
Charge for the year	2,387	38,926	19,993	–	740	62,046
Disposals	(198)	–	–	–	–	(198)
At 31 December 2021	15,339	252,666	182,941	–	1,433	452,379
<b>Net book value:</b>						
At 31 December 2021	17,909	1,193,089	116,953	23,575	1,021	1,352,547

The Group's principal identifiable intangible assets represent dealership agreements in Mainland China with various vehicle manufacturers and customer relationship acquired from third parties. The dealership agreements do not include a specified contract period or termination arrangement. The customer relationship is amortised over 15 years and the dealership agreements are amortised from 20 to 40 years, which is management's best estimation of their useful lives.

The Group's car licences are registered in Mainland China and are expected to continuously contribute to the net cash inflow of the Group with no specific expiry date.

31 December 2022

**17. PREPAYMENTS AND DEPOSITS**

	<b>31 December 2022 RMB'000</b>	31 December 2021 RMB'000
Prepayments for purchase of items of property, plant and equipment	<b>22,041</b>	–
Long-term deposits	<b>30,569</b>	62,734
	<b>52,610</b>	62,734

**18. FINANCE LEASE RECEIVABLES**

	<b>31 December 2022 RMB'000</b>	31 December 2021 RMB'000
Analysed as:		
Current	<b>136,647</b>	160,890
Non-current	<b>69,167</b>	79,609
	<b>205,814</b>	240,499

At 31 December 2022, the future minimum lease receivables under finance leases and their present values were as follows:

	<b>Minimum lease receivables 31 December 2022 RMB'000</b>	<b>Present value of minimum lease receivables 31 December 2022 RMB'000</b>
Finance lease receivables:		
Within one year	<b>161,877</b>	<b>136,648</b>
Later than one year and not later than five years	<b>78,547</b>	<b>69,166</b>
	<b>240,424</b>	<b>205,814</b>
Less: Unearned finance lease income	<b>28,917</b>	
Present value of minimum lease payment receivables	<b>211,507</b>	
Less: Allowances for impairment losses	<b>5,693</b>	
Total net finance lease receivables	<b>205,814</b>	

## NOTES TO FINANCIAL STATEMENTS

31 December 2022

### 18. FINANCE LEASE RECEIVABLES (continued)

	Minimum lease receivables 31 December 2021 RMB'000	Present value of minimum lease receivables 31 December 2021 RMB'000
Finance lease receivables:		
Within one year	202,330	160,890
Later than one year and not later than five years	89,250	79,609
	291,580	240,499
Less: Unearned finance lease income	33,011	
Present value of minimum lease payment receivables	258,569	
Less: Allowances for impairment losses	18,070	
Total net finance lease receivables	240,499	

As at 31 December 2022, finance lease receivables amounting to RMB62,227,000 was pledged to secure interest-bearing bank borrowings (note 29(b)) (31 December 2021: RMB122,502,000).

Measurements of allowances for impairment losses are as follows:

	2022 RMB'000	2021 RMB'000
At 1 January	18,070	14,426
Write off	(12,059)	–
(Reverse)/charge for the year	(318)	3,644
At 31 December	5,693	18,070

The information about the credit risk exposure on the Group's finance lease receivables using a provision matrix is disclosed in note 44 to the financial statements.

## 19. GOODWILL

	<b>31 December 2022 RMB'000</b>	31 December 2021 RMB'000
<b>Cost:</b>		
At the beginning of the year	<b>1,247,067</b>	1,247,067
Accumulated impairment	<b>(25,051)</b>	(25,051)
	<b>1,222,016</b>	1,222,016

### Impairment testing of goodwill

In the opinion of the Directors, the goodwill comprises the fair value of expected business synergies arising from acquisitions, which is not separately recognised.

Goodwill acquired through business combinations is allocated to the cash-generating units, i.e. 4S dealership business acquired for impairment testing.

The recoverable amount of each cash-generating unit has been determined based on a value-in-use calculation using cash flow projections based on financial budgets covering a five-year period approved by senior management. The growth rate used to extrapolate the cash flows of the cash-generating unit beyond the five-year period from the end of the reporting period is 2.3% (2021: 3.0%). The discount rate applied to the cash flow projections beyond the one-year period is 13.0% (2021: 13.0%).

The carrying amount of goodwill allocated to each cash-generating unit (or group of cash-generating units) of the operation of the 4S dealership business that is not individually material to the Group is as follows:

	<b>31 December 2022 RMB'000</b>	31 December 2021 RMB'000
4S dealership business	<b>1,222,016</b>	1,222,016

### Key assumptions used in the value-in-use calculation

The following describes the key assumptions of the cash flow projections.

Revenue from the sales of motor vehicles and after-sales services – the basis used to determine the future earnings from the sale and service of motor vehicles are historical sales and the average growth rate of similar 4S stores of the Group over the last two years.

Operating expenses – the bases used to determine the values assigned are cost of inventories, staff costs, depreciation, amortisation and other operating expenses. The values assigned to the key assumptions reflect past experience and management's commitment to maintain its operating expenses at an acceptable level.

## 19. GOODWILL (continued)

### Sensitivity to changes in assumptions

With regard to the assessment of the value in use of the cash-generating units, management believes that no reasonably possible change in any of the above key assumptions would cause the carrying value, including goodwill, of the cash-generating units to materially exceed the recoverable amount.

## 20. INVESTMENTS IN JOINT VENTURES

	<b>31 December 2022 RMB'000</b>	31 December 2021 RMB'000
Share of net assets	<b>61,488</b>	61,413
Loans to a joint venture	<b>40,835</b>	40,835
	<b>102,323</b>	102,248

瀋陽業喬信寶汽車銷售服務有限公司 (Shenyang Yeqiao Xinbao Automobile Sales & Services Co., Ltd., "Shenyang Yeqiao") is a joint venture of the Group and is considered to be a related party of the Group. The loans to the joint venture are unsecured, interest-free and repayable on demand. In the opinion of the Directors, these loans are unlikely to be repaid in the foreseeable future and are considered as part of the Group's net investments in the joint venture.

### (a) Particulars of joint ventures

Joint venture	Place of registration and business	Registered and paid-in capital	Percentage of			Principal activities
			Ownership interest	Voting power	Profit sharing	
Shenyang Yeqiao	Shenyang, the PRC	RMB10,000,000	50%	50%	50%	Sale and service of motor vehicles
Shanghai Rongzhi Catering Management Co., Ltd.	Shanghai, the PRC	USD1,000,000	50%	50%	50%	Catering management

### (b) The following table illustrates the summarised financial information of the Group's joint ventures:

	<b>2022 RMB'000</b>	2021 RMB'000
Share of the joint ventures' profit/(loss) for the year	<b>75</b>	(1,430)
Capital Injection in a jointly-controlled entity	-	1,430
Share of the joint ventures' total comprehensive income for the year	<b>75</b>	(1,430)

## 20. INVESTMENTS IN JOINT VENTURES (continued)

(b) The following table illustrates the summarised financial information of the Group's joint ventures: (continued)

	2022 RMB'000	2021 RMB'000
Aggregate carrying amount of the Group's investments in the joint ventures	102,323	102,248

## 21. INVESTMENTS IN ASSOCIATES

	31 December 2022 RMB'000	31 December 2021 RMB'000
Share of net assets	127,524	150,437

The following table illustrates the aggregate financial information of the Group's associates that is not individually material:

### (a) Particulars of associates

Associates	Place of registration and business	Registered and paid-in capital	Percentage of			Principal activities
			Ownership interest	Voting power	Profit sharing	
Wuxi Kailong Real Estate Co., Ltd.	Jiangsu, the PRC	Registered capital of RMB120,000,000 and paid-in capital of RMB70,000,000	30%	30%	30%	Real estate development
Deyang Nan Ling Gang Hong Automobile Sales & Services Co., Ltd.	Sichuan, the PRC	Registered and paid-in capital of RMB25,000,000	49%	49%	49%	Sale and service of motor vehicles
Sichuan Gang Hong Vehicle Trade Co., Ltd.	Sichuan, the PRC	Registered and paid-in capital of RMB31,000,000	40%	40%	40%	Sale and service of motor vehicles
Qingdao Motors (H.K.) Limited	Hong Kong	HKD1,000	26%	26%	26%	Sale and service of motor vehicles

\* Investment in Xinjiang Baoqian Motor Vehicle Auction Service Co., Ltd. has been disposed of at 30 November 2022. As of 31 December 2022, Xinjiang Baoqian Motor Vehicle Auction Service Co., Ltd. is no longer an associate of the Group. For details of the transaction, please refer to Note 37(a).

## 21. INVESTMENTS IN ASSOCIATES (continued)

(b) The following table illustrates the summarised financial information of the Group's associates:

	<b>31 December 2022 RMB'000</b>	31 December 2021 RMB'000
Share of the associates' profit for the year	<b>10,785</b>	29,547
Share of the associates' total comprehensive income for the year	<b>10,785</b>	29,547
Aggregate carrying amount of the Group's investments in associates	<b>127,524</b>	150,437

The Group's amounts due from the associates are disclosed in note 42 to the financial statements.

## 22. INVENTORIES

	<b>31 December 2022 RMB'000</b>	31 December 2021 RMB'000
Motor vehicles	<b>2,931,492</b>	2,472,712
Spare parts, accessories and others	<b>364,542</b>	343,317
	<b>3,296,034</b>	2,816,029
Less: Provision for inventories	<b>73,049</b>	33,508
	<b>3,222,985</b>	2,782,521

As at 31 December 2022, vehicle certificates (“車輛合格證”) for certain of the Group's inventories with an aggregate carrying amount of RMB850,874,000 (31 December 2021: RMB403,048,000) were pledged as security for the Group's interest-bearing bank and other borrowings (note 29(b) and note 29(c)).

As at 31 December 2022, vehicle certificates for certain of the Group's inventories with an aggregate carrying amount of RMB2,253,405,000 (31 December 2021: RMB1,395,316,000) were pledged as security for the Group's bills payable.

As at 31 December 2022, the carrying amount of inventories with provision carried at net realisable value was RMB1,133,844,000 (31 December 2021: RMB240,514,000).



31 December 2022

## 23. TRADE RECEIVABLES

	<b>31 December 2022 RMB'000</b>	31 December 2021 RMB'000
Trade receivables	<b>489,026</b>	380,635
Impairment	<b>(4,132)</b>	(3,644)
	<b>484,894</b>	376,991

The Group seeks to maintain strict control over its outstanding receivables and has a credit control department to minimise credit risk. The Group generally provides a credit term of 30 days to customers for the automobile sales price financed by the financial institutions. The Group also generally provides a credit term of two to three months to automobile manufacturers or insurance companies for the claims of repairs and maintenance under manufacturer warranties or covered by insurance companies. Overdue balances are reviewed regularly by senior management. In view of the aforementioned and the fact that the Group's trade receivables relate to a large number of diversified customers, there is no significant concentration of credit risk. Trade receivables are non-interest-bearing.

An ageing analysis of the trade receivables as at the end of the reporting period based on the invoice date, net of loss allowance, is as follows:

	<b>31 December 2022 RMB'000</b>	31 December 2021 RMB'000
Within 3 months	<b>402,353</b>	311,100
More than 3 months but less than 1 year	<b>54,362</b>	37,991
Over 1 year	<b>28,179</b>	27,900
	<b>484,894</b>	376,991

The movements in the loss allowance for impairment of trade receivables are as follows:

	<b>2022 RMB'000</b>	2021 RMB'000
At beginning of year	<b>3,644</b>	2,321
Impairment losses (note 6)	<b>721</b>	11,186
Amount written off as uncollectible	<b>(233)</b>	(9,863)
At end of year	<b>4,132</b>	3,644

## NOTES TO FINANCIAL STATEMENTS

31 December 2022

### 23. TRADE RECEIVABLES (continued)

An impairment analysis is performed at each reporting date using a provision matrix to measure expected credit losses. The provision rates are based on the ageing of groupings of various customer segments with similar loss patterns (i.e., by product type and customer type). The calculation reflects the probability-weighted outcome, the time value of money and reasonable and supportable information that is available at the reporting date about past events, current conditions and forecasts of future economic conditions.

The information about the credit risk exposure on the Group's trade receivables using a provision matrix is disclosed in note 44 to the financial statements.

### 24. PREPAYMENTS, OTHER RECEIVABLES AND OTHER ASSETS

	<b>31 December 2022 RMB'000</b>	31 December 2021 RMB'000
Prepayments to suppliers	<b>2,762,161</b>	3,508,423
Rebates	<b>6,352,947</b>	7,210,351
VAT recoverable (i)	<b>79,404</b>	106,991
Prepayments of purchase of items of property, plant and equipment	<b>6,305</b>	21,695
Prepaid interest expense	<b>360</b>	11,433
Loans to employees	<b>2,113</b>	1,008
Others	<b>289,399</b>	211,316
	<b>9,492,689</b>	11,071,217
Impairment allowance	<b>(4,648)</b>	(8,370)
	<b>9,488,041</b>	11,062,847

Note:

- (i) The Group's sales of motor vehicles are subject to Mainland China Value Added Tax ("VAT"). Input VAT on purchases can be deducted from the output VAT payable. The VAT recoverable is the net difference between output and deductible input VAT. The applicable tax rate for domestic sales of the Group is 13%.

The financial assets included in the above balances relate to receivables for which there was no recent history of default and past due amounts. An impairment analysis was performed at each reporting date. The Group has applied the general approach to provide for expected credit losses for non-trade other receivables under HKFRS 9. The Group considered the historical loss rate and adjusted it for forward-looking macroeconomic data in calculating the expected credit loss rate. As at 31 December 2021 and 2022, the Group estimated that the expected loss rate for non-trade other receivables was minimal under the 12-month expected credit loss method.

The information about the credit risk exposure on the Group's prepayments, other receivables and other assets is disclosed in note 44 to the financial statements.

## 25. FINANCIAL ASSETS AT FAIR VALUE THROUGH PROFIT OR LOSS

	<b>31 December 2022 RMB'000</b>	31 December 2021 RMB'000
Unlisted equity investments, at fair value	<b>89,356</b>	–

As at 30 November 2022, the Group purchased 21,000,000 ordinary shares of Autostreets Development Limited at an aggregated consideration of RMB82,362,000. The unlisted equity investments were classified as financial assets at fair value through profit and loss as the Group has not elected to designate the investments at fair value through other comprehensive income. For details of the transaction, please refer to Note 37(a).

## 26. PLEDGED DEPOSITS

	<b>31 December 2022 RMB'000</b>	31 December 2021 RMB'000
Deposits pledged with banks as collateral against		
– letters of credit granted by the banks	<b>40,965</b>	33,310
– bill facilities granted by the banks	<b>2,527,247</b>	2,944,343
– short-term bank and other borrowings (note 29)	<b>78,417</b>	271,472
	<b>2,646,629</b>	3,249,125

As at 31 December 2022, the above pledged bank deposits amounting to RMB2,646,629,000 (31 December 2021: RMB3,249,125,000) were denominated in RMB and earned interest at interest rates stipulated by the respective finance institutions.

## 27. CASH IN TRANSIT

	<b>31 December 2022 RMB'000</b>	31 December 2021 RMB'000
Cash in transit	<b>10,919</b>	1,928

Cash in transit represents the sales proceeds settled by credit cards, which have yet to be credited to the Group by the banks.

## NOTES TO FINANCIAL STATEMENTS

31 December 2022

### 28. CASH AND BANK BALANCES

	<b>31 December 2022 RMB'000</b>	31 December 2021 RMB'000
Cash and cash equivalents	<b>446,110</b>	1,691,133
Short-term deposits with maturity over three months, not restricted as to use	<b>50,000</b>	10,000
	<b>496,110</b>	1,701,133

At the end of the reporting period, the cash and bank balances and short-term deposits of the Group denominated in Renminbi ("RMB") amounted to RMB459,702,000 (2021: RMB1,610,980,000). The RMB is not freely convertible into other currencies, however, under Mainland China's Foreign Exchange Control Regulations and Administration of Settlement, and Sale and Payment of Foreign Exchange Regulations, the Group is permitted to exchange RMB for other currencies through banks authorised to conduct foreign exchange business.

Cash at banks earns interest at floating rates based on daily bank deposit rates. The bank balances are deposited with creditworthy banks with no recent history of default. The carrying amounts of the cash and cash equivalents approximate to their fair values.

## 29. INTEREST-BEARING BANK AND OTHER BORROWINGS

	31 December 2022		
	Effective interest rate (%)	Original maturity	RMB'000
<b>Current</b>			
<b>Bank borrowings</b>			
– guaranteed (a)	3.9-7.1	2023	2,280,312
– guaranteed (a) ***	SOFR*+3.5	On demand	727,103
– secured (b)	3.7-7.2	2023	595,694
– unsecured	6.6	On demand	29,000
– unsecured	3.4-8.5	2023	163,529
– secured and guaranteed (c)	3.7-7.1	2023	352,000
			4,147,638
<b>Other borrowings</b>			
– guaranteed (a)	5.3-8.9	2023	292,294
– secured (b)	1.0-9.7	2023	91,437
– secured and guaranteed (c)	7.0-9.0	2023	696,594
– unsecured	5.1-11.0	2023	17,824
– unsecured(d)	4.35	2023	29,285
			1,127,434
			5,275,072
<b>Non-current</b>			
<b>Bank borrowings</b>			
– guaranteed (a)	4.90	2024-2025	203,170
– secured (b)	5.5-5.8	2024	243,805
			446,975
			5,722,047

## 29. INTEREST-BEARING BANK AND OTHER BORROWINGS (continued)

	31 December 2021		
	Effective interest rate (%)	Original maturity	RMB'000
<b>Current</b>			
<b>Bank borrowings</b>			
– guaranteed (a)	2.5-8.5	2022	2,497,080
– guaranteed (a) ***	LIBOR**+3.08	On demand	1,027,670
– secured (b)	3.6-6.0	2022	499,658
– unsecured	6.6	On demand	29,000
– unsecured	4.0-7.2	2022	166,000
– secured and guaranteed (c)	3.7-5.5	2022	347,390
			4,566,798
<b>Other borrowings</b>			
– guaranteed (a)	3.7-8.8	2022	292,570
– secured (b)	3.5-8.9	2022	38,738
– secured and guaranteed (c)	4.2-8.5	2022	770,187
– unsecured	6.3-9.7	2022	16,851
			1,118,346
			5,685,144
<b>Non-current</b>			
<b>Bank borrowings</b>			
– guaranteed (a)	4.9	2023-2025	299,167
– secured (b)	6.4-8.0	2023	230,570
			529,737
			6,214,881

\* The secured overnight financing rate (SOFR)

\*\* London Inter-Bank Offered Rate (LIBOR)

\*\*\* As at 31 December 2022, long-term bank borrowings with an aggregate carrying amount of approximately USD109,000,000, which is repayable in March 2025 per loan agreements, with repayment on demand clause, have been classified as current liabilities in order to comply with the requirements set out in Hong Kong Interpretation 5 *Presentation of Financial Statements – Classification by the Borrower of a Term Loan that Contains a Repayment on Demand Clause* as one repayment on demand clause stipulated in the loan contracts may be triggered in 2023. Based on the consent of majority lenders, the relevant financial requirement for the period end 31 December 2022 has been waived before 31 December 2022.

## 29. INTEREST-BEARING BANK AND OTHER BORROWINGS (continued)

- (a) The Group's certain bank borrowings and other borrowings are guaranteed by:
- (i) Certain of the Group's bank and other borrowings which amounted to RMB1,979,438,000 (2021: RMB3,127,666,000) guaranteed by CGA as at 31 December 2022; and
  - (ii) Certain of the Group's bank and other borrowings which amounted to RMB1,523,441,000 (2021: RMB988,820,000) guaranteed by CGA and its subsidiary as at 31 December 2022.
- (b) The Group's certain bank and other borrowings are secured by:
- (i) The Group's certain bank borrowings amounted to RMB186,354,000 (2021: RMB95,025,000) were secured by the land, property, plant and equipment amounting to RMB112,944,000 (2021: RMB95,360,000), and leasehold land amounting to RMB27,573,000 (2021: RMB28,521,000), and long-term bank borrowings of RMB230,000,000 (2021: RMB200,376,000) were secured by the property, land, plant and equipment amounting to RMB32,949,000 (2021: RMB33,315,000), leasehold land amounting to RMB1,840,000 (2021: RMB1,894,000), and investment property amounting to RMB239,064,000 (2021: RMB233,265,000).
  - (ii) Finance lease receivables which amounted to RMB62,227,000 (2021: RMB122,502,000) pledged for bank borrowings amounting of RMB56,850,000 (2021: RMB104,577,000) as at 31 December 2022.
  - (iii) Certain of the Group's bank and other borrowings which amounted to RMB62,899,000 (2021: RMB260,400,000) were secured by the pledge of certain of the Group's time deposits amounting of RMB27,381,000 (31 December 2021: RMB264,400,000).
  - (iv) Certain of the Group's bank and other borrowings RMB394,833,000 (2021: RMB137,587,000) were secured by mortgages over the vehicle certificates for certain of the Group's inventories with a carrying value of RMB90,777,000 (31 December 2021: RMB60,859,000).
- (c) The Group's certain bank and other borrowings are secured and guaranteed as follows:
- (i) The Group's certain bank borrowings amounted to RMB101,500,000 (2021: RMB50,000,000) were secured by land, property, plant and equipment as at 31 December 2022, amounting to RMB15,153,000 (2021: nil), and were guaranteed by CGA and its subsidiary as at 31 December 2022.
  - (ii) Certain of the Group's bank borrowings and other borrowings which amounted to RMB883,744,000 (2021: RMB1,045,577,000) were secured by mortgages over the vehicle certificates for certain of the Group's inventories, which had an aggregate carrying value of approximately RMB750,349,000 (2021: RMB337,531,000) and guaranteed by CGA as at 31 December 2022.

## 29. INTEREST-BEARING BANK AND OTHER BORROWINGS (continued)

- (c) The Group's certain bank and other borrowings are secured and guaranteed as follows: (continued)
- (iii) Certain of the Group's bank borrowings and other borrowings which amounted to RMB10,000,000 (2021: RMB5,000,000) were secured by mortgages over the vehicle certificates for certain of the Group's inventories of RMB9,748,000 (2021: RMB4,658,000) as at 31 December 2022, and guaranteed by CGA and its subsidiary as at 31 December 2022.
- (iv) Certain of the Group's bank and other borrowings which amounted to RMB53,350,000 (2021: RMB17,000,000) were secured by the pledge of certain of the Group's time deposits amounting to RMB51,036,000 (2021: RMB7,072,000) and guaranteed by CGA as at 31 December 2022.
- (d) The Group disposed Xinjiang Baoqian Motor Vehicle Auction Service Co., Ltd (the "Baoqian") in 2022. The amount due to Baoqian was reclassified as other borrowings (2021: RMB21,285,000).
- (e) As at 31 December 2022, the Group had unutilised banking facilities of RMB7,272,770,000 (2021: RMB7,530,117,000).

## 30. TRADE AND BILLS PAYABLES

	<b>31 December 2022 RMB'000</b>	31 December 2021 RMB'000
Trade payables	<b>405,903</b>	362,119
Bills payable	<b>5,969,385</b>	6,483,367
Trade and bills payables	<b>6,375,288</b>	6,845,486

An ageing analysis of the trade and bills payables as at the end of the reporting period, based on the invoice date, is as follows:

	<b>31 December 2022 RMB'000</b>	31 December 2021 RMB'000
Within 3 months	<b>4,864,325</b>	6,037,489
3 to 6 months	<b>1,332,940</b>	613,726
6 to 12 months	<b>163,473</b>	177,736
Over 12 months	<b>14,550</b>	16,535
	<b>6,375,288</b>	6,845,486

The trade payables are non-interest-bearing. The trade payables are normally settled on 60-day terms.



## 31. OTHER PAYABLES AND ACCRUALS

	<b>31 December 2022 RMB'000</b>	31 December 2021 RMB'000
Contract liabilities	<b>637,668</b>	786,417
Taxes payable (other than income tax)	<b>87,927</b>	113,266
Payables for purchase of items of property, plant and equipment	<b>15,855</b>	9,602
Interest payables	<b>9,491</b>	10,078
Staff payroll and welfare payables	<b>66,115</b>	35,879
Payables for purchase of equity interests from third parties and acquisition of non-controlling interests	<b>47,950</b>	7,000
Others	<b>189,206</b>	129,192
	<b>1,054,212</b>	1,091,434

Details of contract liabilities are as follows:

	<b>31 December 2022 RMB'000</b>	31 December 2021 RMB'000
<i>Short-term advances received from customers</i>		
Sale of motor vehicles	<b>404,411</b>	566,122
After-sales services	<b>233,257</b>	220,295
Total contract liabilities	<b>637,668</b>	786,417

Contract liabilities include short-term advances received to deliver new motor vehicles and after-sales services. The decrease in contract liabilities in 2022 was mainly due to the decrease in short-term advances received from customers in relation to the sale of new motor vehicles and after-sales services at the end of the year.

## 32. EMPLOYEE RETIREMENT BENEFITS

As stipulated by the People's Republic of China (the "PRC") state regulations, the subsidiaries of Mainland China participate in a defined contribution retirement scheme. All employees are entitled to an annual pension equal to a fixed proportion of the average basic salary amount of the geographical area of their last employment at their retirement date. The Mainland China subsidiaries are required to make contributions to the local social security bureau at 16% to 40% (2021: 16% to 40%) of the previous year's average basic salary amount of the geographical area where the employees are under employment with the Mainland China subsidiaries. The Group has no obligation for the payment of pension benefits beyond the annual contributions as set out above.

According to the relevant rules and regulations of the PRC, the Mainland China subsidiaries and their employees are each required to make contributions to an accommodation fund at 5% to 12% (2021: 5% to 12%) of the salaries and wages of the employees which is administered by the Public Accumulation Funds Administration Centre. There is no further obligation on the part of the Group except for such contributions to the accommodation fund.

As at 31 December 2022, the Group had no significant obligation apart from the contributions stated above.

## NOTES TO FINANCIAL STATEMENTS

31 December 2022

### 33. DEFERRED TAX

#### (a) Deferred tax assets

The components of deferred tax assets recognised in the consolidated statement of financial position and the movements during the year are as follows:

	Losses available for offsetting against future taxable profits RMB'000	Accrued expenses RMB'000	Inventory impairment RMB'000	Others RMB'000	Total RMB'000
At 31 December 2020 and 1 January 2021	231,672	31,672	6,956	50,518	320,818
Deferred tax recognised in the consolidated statement of profit or loss during the year (Note 8(a))	(79,030)	8,880	1,287	(7,452)	(76,315)
At 31 December 2021	152,642	40,552	8,243	43,066	244,503
At 31 December 2021 and 1 January 2022	<b>152,642</b>	<b>40,552</b>	<b>8,243</b>	<b>43,066</b>	<b>244,503</b>
Deferred tax recognised in the consolidated statement of profit or loss during the year (Note 8(a))	<b>34,709</b>	<b>15,296</b>	<b>9,885</b>	<b>10,212</b>	<b>70,102</b>
At 31 December 2022	<b>187,351</b>	<b>55,848</b>	<b>18,128</b>	<b>53,278</b>	<b>314,605</b>

#### (b) Deferred tax liabilities

	Capitalisation of costs in relation to construction in progress RMB'000	Fair value adjustment arising from acquisition of subsidiaries RMB'000	Fair value adjustment of Investment Properties RMB'000	Others RMB'000	Total RMB'000
At 31 December 2020 and 1 January 2021	35,548	366,036	40,901	55,663	498,148
Deferred tax recognised in the consolidated statement of profit or loss during the year (Note 8(a))	(1,525)	(16,628)	3,237	2,625	(12,291)
At 31 December 2021	34,023	349,408	44,138	58,288	485,857
At 31 December 2021 and 1 January 2022	<b>34,023</b>	<b>349,408</b>	<b>44,138</b>	<b>58,288</b>	<b>485,857</b>
Deferred tax recognised in the consolidated statement of profit or loss during the year (Note 8(a))	<b>(1,525)</b>	<b>(16,498)</b>	<b>3,079</b>	<b>10,591</b>	<b>(4,353)</b>
At 31 December 2022	<b>32,498</b>	<b>332,910</b>	<b>47,217</b>	<b>68,879</b>	<b>481,504</b>

### 33. DEFERRED TAX (continued)

For presentation purposes, certain deferred tax assets and liabilities have been offset in the consolidated statement of financial position. The following is an analysis of the deferred tax balances of the Group for financial reporting purposes:

	<b>31 December 2022 RMB'000</b>	31 December 2021 RMB'000
Net deferred tax assets recognised in the consolidated statement of financial position	<b>287,138</b>	225,677
Net deferred tax liabilities recognised in the consolidated statement of financial position	<b>(454,037)</b>	(467,031)
Net deferred tax liabilities	<b>(166,899)</b>	(241,354)

Pursuant to the PRC CIT Law, a 10% withholding tax is levied on dividends declared to foreign investors from the foreign investment enterprises established in Mainland China effective from 1 January 2008. A lower withholding tax rate may be applied if there is a tax arrangement between the PRC and the jurisdiction of the foreign investors. Under the arrangement between Mainland China and the Hong Kong Special Administrative Region for the Avoidance of Double Taxation and the Prevention of Fiscal Evasion with respect to Taxes on Income, or the China-HK Tax Arrangement, a qualified Hong Kong tax resident which is the "beneficial owner" and holds 25% or more of the equity interest in a PRC-resident enterprise is entitled to a reduced withholding tax rate of 5%. On 22 February 2008, Caishui (2008) No. 1 was promulgated by the tax authorities to specify that dividends declared and remitted out of the PRC from retained earnings as at 31 December 2007 were exempted from withholding tax.

At 31 December 2022, no deferred tax has been recognised for withholding taxes that would be payable on the unremitted earnings that are subject to withholding taxes of the Group's subsidiaries and joint ventures established in Mainland China. In the opinion of the Directors, it is not probable that these subsidiaries and the joint venture will distribute such earnings in the foreseeable future. The aggregate amount of temporary differences associated with investments in subsidiaries and joint ventures in Mainland China for which deferred tax liabilities have not been recognised totalled approximately RMB8,087,647,778 at 31 December 2022 (31 December 2021: RMB8,820,399,260).

Deferred tax assets of RMB681,638,000 (31 December 2021: RMB372,026,000) have not been recognised in respect of tax losses arising in Mainland China as they have arisen in subsidiaries that have been loss-making for some time and it is not considered probable that taxable profits will be available against which the tax losses can be utilised. These tax losses will expire in one to five years.

## NOTES TO FINANCIAL STATEMENTS

31 December 2022

### 34. SHARE CAPITAL

<b>Shares</b>	<b>31 December 2022</b>	31 December 2021
Authorised: Ordinary shares	<b>5,000,000,000 shares of HK\$0.01 each</b>	5,000,000,000 shares of HK\$0.01 each
Issued and fully paid: Ordinary shares	<b>2,837,511,429 shares of HK\$0.01 each</b>	2,837,511,429 shares of HK\$0.01 each
Equivalent to RMB'000	<b>23,277</b>	23,277

A summary of movements in the Company's share capital is as follows:

	<b>Number of shares in issue</b>	<b>Share capital RMB'000</b>	<b>Share premium RMB'000</b>	<b>Total RMB'000</b>
At 1 January 2021 and 31 December 2021	2,837,511,429	23,277	2,372,982	2,396,259
At 1 January 2022 and At 31 December 2022	2,837,511,429	23,277	2,372,982	2,396,259

Details of the Company's share option scheme and the share options issued under the scheme are included in note 35 to the financial statements.

## 35. SHARE OPTION SCHEME

The Company operates a share option scheme (the “Scheme”) for the purpose of providing incentives and rewards to eligible participants who contribute to the success of the Group’s operations. Eligible participants of the Scheme include employees of the Company and its subsidiaries. The Scheme became effective on 14 December 2011, unless otherwise cancelled or amended, will remain in force for ten years from that date.

The maximum number of unexercised share options currently permitted to be granted under the Scheme is an amount equivalent, upon their exercise, to 10% of the shares of the Company in issue as at the listing date. The maximum number of shares issuable under share options to each eligible participant in the Scheme within any 12-month period is limited to 1% of the shares of the Company in issue at any time. Any further grant of share options in excess of this limit is subject to shareholders’ approval in a general meeting.

Share options granted to a director, chief executive or substantial shareholder of the Company, or to any of their associates, are subject to approval in advance by the independent non-executive directors. In addition, any share options granted to a substantial shareholder or an independent non-executive director of the Company, or to any of their associates, in excess of 0.1% of the shares of the Company in issue at any time or with an aggregate value (based on the price of the Company’s shares at the date of grant) in excess of HK\$5 million, within any 12-month period, are subject to shareholders’ approval in advance in a general meeting.

The offer of a grant of share options may be accepted within 30 days from the date of offer, an amount of HK\$1.00 is payable upon acceptance of the grant of options and such payment shall not be refundable and shall not be deemed to be a part of the payment of the exercise price. The exercise period of the share options granted is determinable by the Directors, and commences after a vesting period of one year and ends on the expiry date of the Scheme.

The exercise price of share options is determinable by the Directors, but may not be less than the highest of (i) the Stock Exchange closing price of the Company’s shares on the date of offer of the share options; and (ii) the average of the closing prices of the Company’s shares as stated in the daily quotation sheets issued by the Stock Exchange for the five trading days immediately preceding the date of offer; and (iii) the nominal value of the Share.

Share options do not confer rights on the holders to dividends or to vote at shareholders’ meetings.

On 28 March 2018, the Company granted 75,000,000 ordinary shares (the “Granted Option”) of HK\$0.01 each in the shares of the Company to Directors (“Scheme A”) and other employees of the Group (“Scheme B”) under the Scheme. These granted options have a total vesting period of three years, out of which 30%, 30% and 40% will become vested at the end of each of these three years, respectively. The share options are exercisable from 28 March 2018 for a period of 10 years.

### 35. SHARE OPTION SCHEME (continued)

The following share options were outstanding under Scheme A and Scheme B during the year.

	2022		2021	
	Weighted average exercise price HK\$ per share	Number of options	Weighted average exercise price HK\$ per share	Number of options
At 1 January	3.256	51,897,000	3.256	57,150,000
Forfeited during the year	3.256	(5,300,000)	3.256	(5,253,000)
At 31 December	3.256	46,597,000	3.256	51,897,000

The exercise prices and exercise periods of the share options outstanding as of 31 December 2022 are as follows:

Number of options	Exercise price HK\$ per share	Exercise period
13,839,100	3.256	28-3-2019 to 27-3-2028
14,039,100	3.256	28-3-2020 to 27-3-2028
18,718,800	3.256	28-3-2021 to 27-3-2028

The Group recognised no share option expense (2021: RMB523,000) during the year ended 31 December 2022.

At of 31 December 2022, the Company had 46,597,000 share options outstanding under the Scheme (31 December 2021: 51,897,000). The exercise in full of the outstanding share options would, under the present capital structure of the Company, result in the issue of 46,597,000 additional ordinary shares of the Company and additional share capital of HK\$466,000 and share premium of HK\$151,254,000 (before issue expenses).

## 36. RESERVES

### (i) Statutory reserve

Pursuant to the relevant PRC rules and regulations, those PRC subsidiaries which are domestic enterprises in the PRC are required to transfer no less than 10% of their profits after taxation, as determined under PRC accounting regulations, to the statutory reserve until the reserve balance reaches 50% of the registered capital. The transfer to this reserve must be made before the distribution of a dividend to shareholders.

### (ii) Merger reserve

The merger reserve of the Group represents the capital contributions from the equity holders of the Company and the excess of the consideration over the carrying amount of the non-controlling interests acquired.

### (iii) Other reserve

The other reserve of the Group represents the excess of the consideration over the carrying amount of the non-controlling interests acquired, cash flow hedges, deferred costs of the hedging reserve and the changing fair value upon reclassification from own-occupied properties to investment properties.

### (iv) Exchange fluctuation reserve

The exchange fluctuation reserve is used to record exchange differences arising from the translation of the financial statements of the Company and certain overseas subsidiaries of which the functional currencies are other than the RMB.

## 37. NOTES TO THE CONSOLIDATED STATEMENT OF CASH FLOWS

### (a) Major non-cash transactions

On 30 November 2022, the Group acquired 21,000,000 ordinary shares of Autostreets Development Limited and a receivable of RMB3,080,000 for a total consideration of RMB85,442,000 which is comprised of the Group's 49% interests in its associate, Baoqian, measured at a fair value of RMB44,492,000 and a cash consideration of RMB40,950,000. The receivable of RMB3,080,000 and cash consideration of RMB40,950,000.

During the year, the Group had non-cash additions to right-of-use assets and lease liabilities of RMB137,516,000 (2021: RMB121,604,000) and RMB137,516,000 (2021: RMB121,604,000), respectively, in respect of lease arrangements for leasehold land and buildings.

### 37. NOTES TO THE CONSOLIDATED STATEMENT OF CASH FLOWS (continued)

#### (b) Changes in liabilities arising from financing activities

2022	Lease liabilities RMB'000	Amounts due to related parties – non trade RMB'000	Interest-bearing bank and other borrowings RMB'000
At 1 January 2022	1,305,323	2,816,980	6,214,881
Changes from financing cash flows	(117,760)	891,107	(633,397)
New leases	137,516	–	–
Foreign exchange movement	–	10,276	50,217
Interest expense	74,242	116,013	61,061
Interest paid classified as operating cash flows	(74,242)	–	–
Repayment of advances to related parties	–	(1,802,173)	–
Disposal of investment in an associate	–	(29,285)	29,285
Termination of lease	(43,203)	–	–
At 31 December 2022	1,281,876	2,002,918	5,722,047
2021	Lease liabilities RMB'000	Amounts due to related parties – non trade RMB'000	Interest-bearing bank and other borrowings RMB'000
At 1 January 2021	1,378,336	3,647,993	6,049,177
Changes from financing cash flows	(177,037)	20,000	139,285
New leases	121,604	–	–
Foreign exchange movement	–	–	(32,501)
Interest expense	77,696	136,996	58,920
Interest paid classified as operating cash flows	(77,696)	–	–
Repayment of advances to related parties	–	(988,009)	–
Disposal	(17,580)	–	–
At 31 December 2021	1,305,323	2,816,980	6,214,881



## 37. NOTES TO THE CONSOLIDATED STATEMENT OF CASH FLOWS (continued)

### (c) Total cash outflow for leases

The total cash outflow for leases included in the consolidated statement of cash flows is as follows:

	<b>2022</b> <b>RMB'000</b>	2021 RMB'000
Within operating activities	<b>117,760</b>	77,696
Within financing activities	<b>74,242</b>	180,101
	<b>192,002</b>	257,797

## 38. FINANCIAL INSTRUMENTS BY CATEGORY

The Group's financial assets were categorised into two groups: (1) financial assets at fair value through profit or loss – equity investments; and (2) financial assets at amortised cost, including trade receivables, finance lease receivables, financial assets included in prepayments, other receivables and other assets, amounts due from related parties, pledged deposits, cash in transit and cash and cash equivalents.

The carrying amounts of financial assets at fair value through profit or loss – equity investments and financial assets at amortised cost as at 31 December 2022 were RMB89,356,000 and approximately RMB3,894,320,000, respectively (31 December 2021: nil and approximately RMB5,617,240,000, respectively).

The Group's financial liabilities were categorised into two groups: (1) financial liabilities at fair value through profit or loss – derivative financial instruments; and (2) financial liabilities at amortised cost, including trade and bills payables, financial liabilities included in other payables and accruals, amounts due to related parties, interest-bearing bank and other borrowings and lease liabilities.

The carrying amounts of financial liabilities at fair value through profit or loss – derivative financial instruments and financial liabilities at amortised cost as at 31 December 2022 were approximately nil and RMB15,667,910,000, respectively (31 December 2021: RMB6,256,000 and RMB17,339,260,000, respectively).

## NOTES TO FINANCIAL STATEMENTS

31 December 2022

### 39. CONTINGENT LIABILITIES

As at 31 December 2022, the Group did not have any significant contingent liabilities (31 December 2021: Nil).

### 40. COMMITMENTS

(a) The Group had the following capital commitments at the end of the reporting period:

	<b>31 December 2022 RMB'000</b>	31 December 2021 RMB'000
Contracted, but not provided for: Land use rights and buildings	<b>3,543</b>	8,939
Authorised, but not contracted for: Land use rights and buildings	<b>1,200</b>	9,200
	<b>4,743</b>	18,139

In addition, the Group had the following commitments provided to associates (including the Group's share of commitments made jointly with other associates), which are not included in the above:

	<b>31 December 2022 RMB'000</b>	31 December 2021 RMB'000
Contracted, but not provided for	<b>-</b>	29,400

## 41. PLEDGE OF ASSETS

Details of the Group's assets pledged for its bank and other borrowings and bills payable are disclosed in note 13, note 15, note 22 and note 26, respectively, to the consolidated financial statements.

## 42. RELATED PARTY TRANSACTIONS AND BALANCES

### (a) Transactions with related parties

The Group had the following transactions with related parties during the year:

		<b>31 December 2022 RMB'000</b>	31 December 2021 RMB'000
Sales of goods to:	(i)		
CGA and companies controlled by CGA		<b>9,614</b>	6,713
CGA's joint venture		–	5,793
		<b>9,614</b>	12,506
Purchases of goods from:	(ii)		
CGA and companies controlled by CGA		<b>51,407</b>	9,489
Other related parties		<b>190</b>	–
		<b>51,597</b>	9,489
Office rental income from:	(iii)		
CGA and companies controlled by CGA		<b>4,184</b>	2,090
Office lease expenses paid or payable by:	(iv)		
CGA and companies controlled by CGA		<b>6,961</b>	5,281
Commission charged by:	(v)		
Baoqian *		<b>4,983</b>	22,854
Service received from:	(vi)		
Maanshan Aika Shangyun Information & Technology Co., Ltd.		<b>190</b>	850
A company controlled by CGA		<b>4,764</b>	3,512
		<b>4,954</b>	4,362
Borrowings from related parties:	(vii)		
CGA and companies controlled by CGA		<b>753,865</b>	–
Brazos Highland Holding LLC		<b>129,242</b>	–
Baoqian *		<b>8,000</b>	20,000
		<b>891,107</b>	20,000

## 42. RELATED PARTY TRANSACTIONS AND BALANCES (continued)

### (a) Transactions with related parties (continued)

The Group had the following transactions with related parties during the year: (continued)

		<b>31 December 2022 RMB'000</b>	31 December 2021 RMB'000
Repayment of borrowings from related parties:	(vii)		
CGA and companies controlled by CGA		<b>1,797,549</b>	988,009
Brazos Highland Holding LLC		<b>4,624</b>	–
CGA and companies controlled by CGA		<b>1,802,173</b>	988,009
Interest expenses:	(vii)		
CGA and companies controlled by CGA		<b>110,782</b>	136,594
Brazos Highland Holding LLC		<b>4,349</b>	–
Baoqian *		<b>882</b>	402
		<b>116,013</b>	136,996
Payments on behalf of:			
Wuxi Kailong Real Estate Co., Ltd	(viii)	<b>2,707</b>	5,775

\* As at 30 November 2022, Baoqian, with all its shares held by the Group was sold, ceased being a related party. The transactions before 30 November 2022 is disclosed as transaction with related parties. For details of the transaction, please refer to Note 25.

- (i) The sales of goods were made according to the published prices and conditions offered to the major customers of the Group.
- (ii) The purchases of goods were made according to the published prices and conditions offered by related parties to their major customers.
- (iii) The office rental income arose from operating lease of the Group's office to CGA and companies controlled by CGA according to the market price.
- (iv) The office lease expenses were charged by CGA and companies controlled by CGA according to the market price. The operating leases have been recognised as right-of-use assets and lease liabilities in the financial statements, upon the adoption of HKFRS 16 *Leases* effective from 1 January 2019. The above-mentioned lease expenses were the amounts paid or payable for the years presented.
- (v) The commission expense was charged for agency service of selling used car provided by the related party. The price was determined according to the published prices and conditions offered to the major customers of the related party.
- (vi) The prices for the technology support services were determined in accordance with the prevailing market prices.

## 42. RELATED PARTY TRANSACTIONS AND BALANCES (continued)

### (a) Transactions with related parties (continued)

- (vii) As at the ended 31 December 2022, the Company borrowed a total of RMB129,242,000 from Brazos Highland Holding LLC controlled by Guanghui Energy Co., Ltd., a related party of CGA. The loan will be due within one year and the interest rate was in line with the benchmark interest rate prescribed by the People's Bank of China.
- (viii) During the year ended 31 December 2022, the Company paid RMB2,707,000 of construction fee on behalf of Wuxi Kailong Real Estate Co., Ltd.

In the opinion of the Directors, the transactions listed above between the Group and the aforementioned related parties were conducted in the ordinary and usual course of business and on terms and conditions.

### (b) Other transactions with related parties:

The Company's ultimate holding company has guaranteed certain bank and other borrowings made to the Group of up to RMB4,551,473,000 as at the end of the reporting period, as disclosed in note 29 to the financial statements.

### (c) Outstanding balances with related parties

The Group had the following significant balances with its related parties during the year:

	<b>31 December 2022 RMB'000</b>	31 December 2021 RMB'000
Amounts due from related parties:		
Wuxi Kailong Real Estate Co., Ltd.	<b>33,765</b>	31,070
Xinjiang Grand Real Estate Development Co., Ltd.	<b>8,811</b>	8,811
Xinjiang Guanghui Coal Clean Refining & Chemical Co., Ltd.	<b>3,555</b>	3,555
CGA and companies controlled by CGA	<b>3,630</b>	4,017
Guanghui International Natural Gas Trading Co., Ltd.	<b>101</b>	–
Shanghai Rongzhi Catering Management Co., Ltd.	<b>95</b>	95
CGA's joint venture	–	17
Baoqian *	–	3
	<b>49,957</b>	47,568

\* On 30 November 2022, the Group disposed the share of net assets of Baoqian with carrying amount of RMB1,748,000. As at 31 December 2022, Baoqian is no longer a related party of the Group.

The amounts due from related parties are unsecured, interest-free and has no fixed terms of repayment.

## 42. RELATED PARTY TRANSACTIONS AND BALANCES (continued)

### (c) Outstanding balances with related parties (continued)

	<b>31 December 2022 RMB'000</b>	31 December 2021 RMB'000
Amounts due to related parties – current		
Brazos Highland Holding LLC	<b>139,288</b>	–
CGA and companies controlled by CGA	<b>6,543</b>	3,261
Chongqing Shangbo Automotive Co.,Ltd.	<b>86</b>	–
Ziyang Qinyuan Machinery Manufacturing Co., Ltd.	<b>80</b>	–
Baoqian *	–	26,413
	<b>145,997</b>	29,674
Amounts due to related parties – non-current		
A company controlled by CGA (note 1)	<b>1,862,447</b>	2,796,549

Note 1: On 18 May 2020, the Group borrowed a loan of RMB3,520,000,000 from a company controlled by CGA and the due date was extended to 15 May 2026. The interest rate was in line with the benchmark interest rate prescribed by the People's Bank of China. Early repayment is allowed.

Apart from the above-mentioned loan, the amounts due to related parties are unsecured, interest-free and has no fixed terms of repayment. Please refer to note 44 for maturity profile.

### (d) Compensation of key management personnel of the Group:

	<b>31 December 2022 RMB'000</b>	31 December 2021 RMB'000
Short-term employee benefits	<b>3,472</b>	3,495
Equity-settled share option expense	–	349
Total compensation paid to key management personnel	<b>3,472</b>	3,844

Further details of Directors' and chief executive's emoluments are included in note 9 to the consolidated financial statements.

## 43. FAIR VALUE AND FAIR VALUE HIERARCHY OF FINANCIAL INSTRUMENTS

The carrying amounts and fair values of the Group's financial instruments, other than those with carrying amounts that reasonably approximate to fair values, are as follows:

### As at 31 December 2022

	Carrying amounts RMB'000	Fair value RMB'000
<b>Financial assets</b>		
Financial assets at Fair value through profit or loss	89,356	89,356
	<b>89,356</b>	<b>89,356</b>
<b>Financial liabilities</b>		
Interest-bearing bank and other borrowings at fixed interest rate, non-current	446,975	452,677
Amounts due to related parties, non-current	1,862,447	1,845,511
	<b>2,309,422</b>	<b>2,298,188</b>

### As at 31 December 2021

	Carrying amounts RMB'000	Fair value RMB'000
<b>Financial liabilities</b>		
Interest-bearing bank and other borrowings at fixed interest rate, non-current	529,737	522,047
Amounts due to related parties, non-current	2,796,549	2,797,758
	3,326,286	3,319,805

Management has assessed that the fair values of cash and bank balances, cash in transit, pledged bank deposits, trade receivables, financial assets included in prepayments, other receivables and other assets, amounts due from related parties, the current portion of finance lease receivables, trade and bills payables, financial liabilities included in other payables and accruals, amounts due to related parties, the current portion of bank and other borrowings and the current portion of lease liabilities approximate to their carrying amounts largely due to the short-term maturities of these instruments.

### 43. FAIR VALUE AND FAIR VALUE HIERARCHY OF FINANCIAL INSTRUMENTS (continued)

The Group's treasury department headed by the treasury manager is responsible for determining the policies and procedures for the fair value measurement of financial instruments. The treasury manager reports directly to the chief financial officer and the audit committee. At each reporting date, the treasury department analyses the movements in the values of financial instruments and determines the major inputs applied in the valuation. The valuation is reviewed and approved by the chief financial officer. The valuation process and results are discussed with the audit committee twice a year for interim and annual financial reporting.

The fair values of the financial assets and liabilities are included at the amount at which the instrument could be exchanged in a current transaction between willing parties, other than in a forced or liquidation sale. The following methods and assumptions were used to estimate the fair values:

The fair values of the non-current portion of prepayments and deposits, finance lease receivables, interest-bearing bank and other borrowings, lease liabilities and other payables have been calculated by discounting the expected future cash flows using rates currently available for instruments with similar terms, credit risk and remaining maturities. The Group's own non-performance risk for finance lease receivables, interest-bearing bank and other borrowings and lease liabilities as 31 December 2022 was assessed to be insignificant. Management has assessed that the fair values of the non-current portion of bank and other borrowings with floating interest rates approximate to their carrying amounts because the interest rates are adjusted periodically by reference to the fair market interest rates.

#### Fair value hierarchy

The following tables illustrate the fair value measurement hierarchy of the Group's financial instrument:

#### Assets measured at fair value:

##### As at 31 December 2022

	Fair value measurement using			Total RMB'000
	Quoted prices in active markets (Level 1) RMB'000	Significant observable inputs (Level 2) RMB'000	Significant unobservable inputs (Level 3) RMB'000	
Financial assets at fair value through profit or loss	-	-	89,356	89,356

The Group did not have any financial assets at fair value through profit or loss as at 31 December 2021.



## 43. FAIR VALUE AND FAIR VALUE HIERARCHY OF FINANCIAL INSTRUMENTS (continued)

### Fair value hierarchy (continued)

#### Liabilities measured at fair value:

As at 31 December 2022

	Fair value measurement using			Total RMB'000
	Quoted prices in active markets (Level 1) RMB'000	Significant observable inputs (Level 2) RMB'000	Significant unobservable inputs (Level 3) RMB'000	
<b>Liabilities measured at fair value:</b>				
Derivative financial instruments	-	-	-	-

As at 31 December 2021

	Fair value measurement using			Total RMB'000
	Quoted prices in active markets (Level 1) RMB'000	Significant observable inputs (Level 2) RMB'000	Significant unobservable inputs (Level 3) RMB'000	
<b>Liabilities measured at fair value:</b>				
Derivative financial instruments	-	6,256	-	6,256

During the year, there were no transfers of fair value measurements between Level 1 and Level 2 and no transfers into or out of Level 3.

In terms of the fair value disclosure for the non-current portions of amounts due from related parties, pledged deposits, interest-bearing bank and other borrowings with fixed interest rate and amounts due to related parties, the fair values were measured using significant observable inputs (Level 2).

The Group's principal financial instruments comprise interest-bearing bank and other borrowings, and cash and short-term deposits. The main purpose of these financial instruments is to raise finance for the Group's operations. The Group has various other financial assets and liabilities such as trade receivables, trade and bills payables, other payables, finance lease receivables and lease liabilities, which arise directly from its operations.

## 44. FINANCIAL RISK MANAGEMENT OBJECTIVES AND POLICIES

The Group also enters into derivative transactions, including forward currency contracts and interest rate swaps. The purpose is to manage currency risks arising from the Group's operations and its sources of finance.

The main risks arising from the Group's financial instruments are interest rate risk, credit risk, liquidity risk and foreign currency risk. The board of Directors reviews and agrees policies for managing each of these risks and they are summarised below.

### Interest rate risk

The Group has no significant interest-bearing assets other than pledged deposits (Note 26) and cash and bank balances (Note 28).

The Group's interest rate risk arises from its interest-bearing bank and other borrowings, details of which are set out in Note 29. Borrowings at floating interest rates expose the Group to the risk of changes in market interest rates.

As at 31 December 2021, the Group has entered into an interest swap contract to manage its interest rate exposures. The interest swap contract is designated for hedge purposes and is measured at fair value through profit or loss. During 2022, the Group has disposed the interest swap.

The following table demonstrates the sensitivity to a reasonably possible change in interest rates, with all other variables held constant, of the Group's profit before tax (through the impact on floating rate borrowings).

	<b>Increase/ (decrease) in basis points</b>	<b>(Decrease)/ increase in profit before tax RMB'000</b>
<b>2022</b>		
USD	<b>50</b>	<b>(3,636)</b>
USD	<b>(50)</b>	<b>3,636</b>
	Increase/ (decrease) in basis points	(Decrease)/ increase in profit before tax RMB'000
<b>2021</b>		
USD	50	(1,138)
USD	(50)	1,138

## 44. FINANCIAL RISK MANAGEMENT OBJECTIVES AND POLICIES

### Credit risk

The Group has no significant concentrations of credit risk. The carrying amounts of bank deposits, cash and cash equivalents, trade and other receivables included in the consolidated financial statements represent the Group's maximum exposure to credit risk in relation to its financial assets.

### Maximum exposure and year-end staging

The table below shows the credit quality and the maximum exposure to credit risk based on the Group's credit policy, which is mainly based on past due information unless other information is available without undue cost or effort, and year-end staging classification as at 31 December 2022 and 2021. The amounts presented are gross carrying amounts for financial assets.

#### As at 31 December 2022

	12-month ECLs	Lifetime ECLs			Total RMB'000
	Stage 1 RMB'000	Stage 2 RMB'000	Stage 3 RMB'000	Simplified approach RMB'000	
Trade receivables	–	–	–	489,026	489,026
Finance lease receivables	204,716	1,955	4,836	–	211,507
Financial assets included in prepayments, other receivables and other assets	6,822,516	–	–	–	6,822,516
Amounts due from related parties	71,908	–	–	95	72,003
	<b>7,099,140</b>	<b>1,955</b>	<b>4,836</b>	<b>489,121</b>	<b>7,595,052</b>

#### As at 31 December 2021

	12-month ECLs	Lifetime ECLs			Total RMB'000
	Stage 1 RMB'000	Stage 2 RMB'000	Stage 3 RMB'000	Simplified approach RMB'000	
Trade receivables	–	–	–	380,635	380,635
Finance lease receivables	244,394	1,316	12,859	–	258,569
Financial assets included in prepayments, other receivables and other assets	7,704,693	–	–	–	7,704,693
Amounts due from related parties	62,922	–	–	–	62,922
	<b>8,012,009</b>	<b>1,316</b>	<b>12,859</b>	<b>380,635</b>	<b>8,406,819</b>

31 December 2022

## 44. FINANCIAL RISK MANAGEMENT OBJECTIVES AND POLICIES (continued)

### Credit risk (continued)

For trade receivables to which the Group applies the simplified approach for impairment, information based on the provision matrix at 31 December 2022 and 2021 is set as below:

#### 31 December 2022

	Ageing		
	Within 3 months	3 months to 1 year	Over 1 year
Expected credit loss rate	–	3%	8%
Gross carrying amount (RMB'000)	402,354	56,042	30,630
Expected credit losses (RMB'000)	–	1,682	2,450

#### 31 December 2021

	Ageing		
	Within 3 months	3 months to 1 year	Over 1 year
Expected credit loss rate	–	3%	8%
Gross carrying amount (RMB'000)	311,102	39,209	30,325
Expected credit losses (RMB'000)	–	1,218	2,426

For finance lease receivables to which the Group applies general approach for impairment, information based on the provision matrix at 31 December 2022 and 2021 is set as below:

#### 31 December 2022

	Lifetime ECLs		
	Stage 1	Stage 2	Stage 3
Expected credit loss rate	1.3%	2.9%	60.0%
Gross carrying amount (RMB'000)	204,716	1,955	4,836
Expected credit losses (RMB'000)	2,734	57	2,902

#### 31 December 2021

	Lifetime ECLs		
	Stage 1	Stage 2	Stage 3
Expected credit loss rate	2.1%	35.5%	90.0%
Gross carrying amount (RMB'000)	244,394	1,316	12,859
Expected credit losses (RMB'000)	6,444	445	11,181

## 44. FINANCIAL RISK MANAGEMENT OBJECTIVES AND POLICIES (continued)

### Credit risk (continued)

For the financial assets included in prepayments, other receivables, amount due from related party and other assets to which the Group applies the general approach for impairment, there was no recent history of default. The expected credit losses are estimated by applying a loss rate approach with reference to the historical loss record of the Group. The loss rate is adjusted to reflect the current conditions and forecasts of future economic conditions, as appropriate. The loss rate was 0.2% because management estimates that the credit quality of these financial assets is considered to be "normal" when they are not past due and there is no information indicating that the financial assets had a significant increase in credit risk since initial recognition.

As at 31 December 2022 and 2021, all pledged bank deposits and cash and cash equivalents were deposited financial institutions of high quality without significant credit risk.

### Liquidity risk

The Group monitors its risk to a shortage of funds using a recurring liquidity planning tool. This tool considers the maturity of both its financial instruments and financial assets (e.g., trade receivables) and projected cash flows from operations.

The maturity profile of the Group's financial liabilities as at the end of the reporting period, based on the contractual undiscounted payments, was as follows:

#### As at 31 December 2022

	On demand RMB'000	Less than 3 months RMB'000	3 to 12 months RMB'000	1 to 5 years RMB'000	Over 5 years RMB'000	Total RMB'000
Interest-bearing bank and other borrowings	998,318	898,552	3,577,159	492,713	-	5,966,742
Amounts due to related parties	145,997	-	-	2,179,942	-	2,325,939
Trade and bills payables	405,903	5,395,917	581,256	-	-	6,383,076
Financial liabilities in other payables and accruals	250,974	-	-	-	-	250,974
Lease liabilities	-	198,264	181,216	936,915	746,300	2,062,695
	<b>1,801,192</b>	<b>6,492,733</b>	<b>4,339,631</b>	<b>3,609,570</b>	<b>746,300</b>	<b>16,989,426</b>

#### As at 31 December 2021

	On demand RMB'000	Less than 3 months RMB'000	3 to 12 months RMB'000	1 to 5 years RMB'000	Over 5 years RMB'000	Total RMB'000
Interest-bearing bank and other borrowings	1,069,825	3,164,689	2,585,827	548,925	-	7,369,266
Amounts due to related parties	26,580	-	-	2,975,996	-	3,002,576
Trade and bills payables	358,980	6,186,462	305,754	-	-	6,851,196
Financial liabilities in other payables and accruals	147,347	-	-	-	-	147,347
Lease liabilities	-	64,643	187,578	802,328	932,463	1,987,012
	<b>1,602,732</b>	<b>9,415,794</b>	<b>3,079,159</b>	<b>4,327,249</b>	<b>932,463</b>	<b>19,357,397</b>

31 December 2022

## 44. FINANCIAL RISK MANAGEMENT OBJECTIVES AND POLICIES (continued)

### Foreign currency risk

The Group conducts its business primarily in Renminbi. Certain bank deposits and interest-bearing bank and other borrowings were denominated in foreign currencies. As at 31 December 2022, the Group had not hedged its foreign currency as no firm commitments existed at the end of the reporting period.

	Increase/ (decrease) in in rate of %	Increase/ (decrease) in profit before tax RMB'000
<b>2022</b>		
USD strengthens against RMB	5	(43,888)
USD weakens against RMB	(5)	43,888
Hong Kong dollar ("HKD") strengthens against RMB	5	61,411
HKD weakens against RMB	(5)	(61,411)
<b>2021</b>		
USD strengthens against RMB	5	(69,536)
USD weakens against RMB	(5)	69,536
HKD strengthens against RMB	5	137,147
HKD weakens against RMB	(5)	(137,147)

### Interest rate benchmark reform

As at 31 December 2022, the Group had one bank borrowing with interest rate based on the SOFR, which is repayable on 7 March 2025.

## 44. FINANCIAL RISK MANAGEMENT OBJECTIVES AND POLICIES (continued)

### Capital management

The primary objectives of the Group's capital management are to safeguard the Group's ability to continue as a going concern and to maintain healthy capital ratios in order to support its business and maximise shareholders' value.

The Group manages its capital structure and makes adjustments to it in light of changes in economic conditions and the risk characteristics of the underlying assets. To maintain or adjust the capital structure, the Group may adjust the dividend payment to shareholders, return capital to shareholders or issue new shares. The Group is not subject to any externally imposed capital requirements. No changes were made in the objectives, policies or processes for managing capital during the years ended 31 December 2022 and 31 December 2021.

The Group monitors capital using a gearing ratio, which is net debt divided by the equity attributable to owners of the parent plus net debt. Net debt includes interest-bearing bank and other borrowings, trade and bills payables, non-current amounts due to related parties and other payables and accruals less cash and bank balances. Capital includes equity attributable to owners of the parent. The gearing ratios as at the end of the reporting periods are as follows:

	<b>31 December 2022 RMB'000</b>	31 December 2021 RMB'000
Interest-bearing bank and other borrowings	<b>5,722,047</b>	6,214,881
Trade and bills payables	<b>6,375,288</b>	6,845,486
Other payables and accruals	<b>1,063,861</b>	1,101,109
Amounts due to related parties – non-current	<b>1,862,447</b>	2,796,549
Less: Cash and bank balances	<b>(496,110)</b>	(1,701,133)
Net debt	<b>14,527,533</b>	15,256,892
Equity attributable to owners of the parent	<b>7,688,152</b>	8,686,179
Gearing ratio	<b>65.4%</b>	63.7%

## 45. EVENT AFTER THE REPORTING PERIOD

There is no significant event undertaken by the Company or by the Group after 31 December 2022.

## NOTES TO FINANCIAL STATEMENTS

31 December 2022

### 46. STATEMENT OF FINANCIAL POSITION OF THE COMPANY

Information about the statement of financial position of the Company at the end of the reporting period is as follows:

	<b>31 December 2022 RMB'000</b>	31 December 2021 RMB'000
NON-CURRENT ASSETS		
Investments in subsidiaries	<b>1,816,072</b>	1,664,913
Total non-current assets	<b>1,816,072</b>	1,664,913
CURRENT ASSETS		
Prepayments, other receivables and other assets	<b>130,438</b>	824
Amounts due from subsidiaries	<b>5,939,247</b>	5,626,120
Cash and cash equivalents	<b>23,235</b>	39,781
Total current assets	<b>6,092,920</b>	5,666,725
CURRENT LIABILITIES		
Interest-bearing bank and other borrowings	<b>727,103</b>	1,027,670
Other payables and accruals	<b>2,415,878</b>	2,809,089
Amounts due to subsidiaries	<b>3,675,404</b>	2,663,563
Total current liabilities	<b>6,818,385</b>	6,500,322
NET CURRENT LIABILITIES	<b>(725,465)</b>	(833,597)
TOTAL ASSETS LESS CURRENT LIABILITIES	<b>1,090,607</b>	831,316
NET ASSETS	<b>1,090,607</b>	831,316
<b>EQUITY</b>		
Share capital	<b>23,277</b>	23,277
Reserves (note)	<b>1,067,330</b>	808,039
<b>Total equity</b>	<b>1,090,607</b>	831,316



## 46. STATEMENT OF FINANCIAL POSITION OF THE COMPANY (continued)

Note:

A summary of the Company's reserves is as follows:

	Share premium RMB'000	Share option reserve RMB'000	Exchange fluctuation reserve RMB'000	Other reserve RMB'000	Accumulated losses RMB'000	Retained earnings RMB'000	Total RMB'000
<b>As at 1 January 2021</b>	2,372,982	110,049	(155,118)	23,061	(1,536,261)	10,267	824,980
Total comprehensive income for the year	-	-	26,928	-	(73,994)	-	(47,066)
Equity-settled share option forfeited	-	(2,199)	-	-	-	2,199	-
Equity-settled share option arrangements	-	523	-	-	-	-	523
Cash flow hedges, net of tax	-	-	-	29,602	-	-	29,602
<b>As at 31 December 2021 and 1 January 2022</b>	2,372,982	108,373	(128,190)	52,663	(1,610,255)	12,466	808,039
Total comprehensive income for the year	-	-	(62,458)	-	317,058	-	254,600
Equity-settled share option forfeited	-	(379)	-	-	-	379	-
Cash flow hedges, net of tax	-	-	-	4,691	-	-	4,691
<b>As at 31 December 2022</b>	2,372,982	107,994	(190,648)	57,354	(1,293,197)	12,845	1,067,330

The share option reserve comprises the fair value of share options granted which are yet to be exercised, as further explained in the accounting policy for share-based payments in note 2.4 to the financial statements. The amount will either be transferred to the share premium account when the related options are exercised, or be transferred to retained profits should the related options expire or be forfeited.

## 47. APPROVAL OF THE FINANCIAL STATEMENTS

The consolidated financial statements were approved and authorised for issue by the board of Directors on 30 March 2023.

# FIVE-YEAR FINANCIAL SUMMARY

Year ended 31 December 2022

A summary of the results and of the assets, liabilities and minority interests of the Group for the last five financial years, as extracted from the published audited financial statements and restated/reclassified as applicable, is set out below:

	2022 RMB'000	Year ended December 31			
		2021 RMB'000	2020 RMB'000	2019 RMB'000	2018* RMB'000 (Restated)
<b>REVENUE</b>	<b>31,698,687</b>	37,582,644	35,134,341	36,463,878	36,790,736
Cost of sales and services provided	<b>(31,235,287)</b>	(35,296,852)	(33,384,256)	(33,617,970)	(34,003,949)
<b>Gross profit</b>	<b>463,400</b>	2,285,792	1,750,085	2,845,908	2,786,787
Other income and gains, net	<b>1,281,086</b>	1,110,849	1,082,446	869,641	834,147
Selling and distribution expenses	<b>(1,160,253)</b>	(1,211,204)	(1,108,724)	(1,210,639)	(1,251,045)
Administrative expenses	<b>(626,622)</b>	(706,461)	(671,809)	(727,135)	(747,465)
<b>Profit from operations</b>	<b>(42,389)</b>	1,478,976	1,051,998	1,777,775	1,622,424
Finance costs	<b>(539,375)</b>	(598,008)	(646,330)	(822,183)	(706,522)
Share of profit/(loss) of a joint venture	<b>75</b>	(1,430)	265	1,988	1,978
Share of profit/(loss) of associates	<b>10,785</b>	29,547	50	59,229	(14,550)
<b>(Loss)/profit before tax</b>	<b>(570,904)</b>	909,085	405,983	1,016,809	903,330
Income tax expense	<b>(129,576)</b>	(365,726)	(205,301)	(394,052)	(346,226)
<b>(Loss)/profit for the year</b>	<b>(700,480)</b>	543,359	200,682	622,757	557,104
<b>Attributable to:</b>					
Owners of the parent	<b>(697,982)</b>	551,986	211,418	629,202	556,282
Non-controlling interests	<b>(2,498)</b>	(8,627)	(10,736)	(6,445)	822
	<b>(700,480)</b>	543,359	200,682	622,757	557,104
<b>ASSETS, LIABILITIES AND NON-CONTROLLING INTERESTS</b>					
TOTAL ASSETS	<b>25,175,012</b>	28,094,667	28,561,475	28,777,820	28,157,804
TOTAL LIABILITIES	<b>17,500,893</b>	19,420,022	20,549,301	21,080,641	21,051,019
NON-CONTROLLING INTEREST	<b>(14,033)</b>	(11,534)	9,005	27,595	35,040
<b>EQUITY ATTRIBUTABLE TO OWNERS OF THE PARENT</b>	<b>7,688,152</b>	8,686,179	8,003,169	7,669,584	7,071,745

\* The amounts of 2018 were restated because of business combination under common control.



GRAND BAOXIN AUTO GROUP LIMITED  
廣匯寶信汽車集團有限公司