




# 奧威控股有限公司

## AOWEI HOLDING LIMITED

(Incorporated in the British Virgin Islands and continued in the Cayman Islands with limited liability)  
(formerly known as Hengshi Mining Investments Limited 恒實礦業投資有限公司)

Stock Code: 1370



# 2022

Annual Report



# CORE VALUE

CREATE  
Wealth for the Society

CREATE  
Value for Our Shareholders

CREATE  
Prospects for Our Employees



# CONTENTS

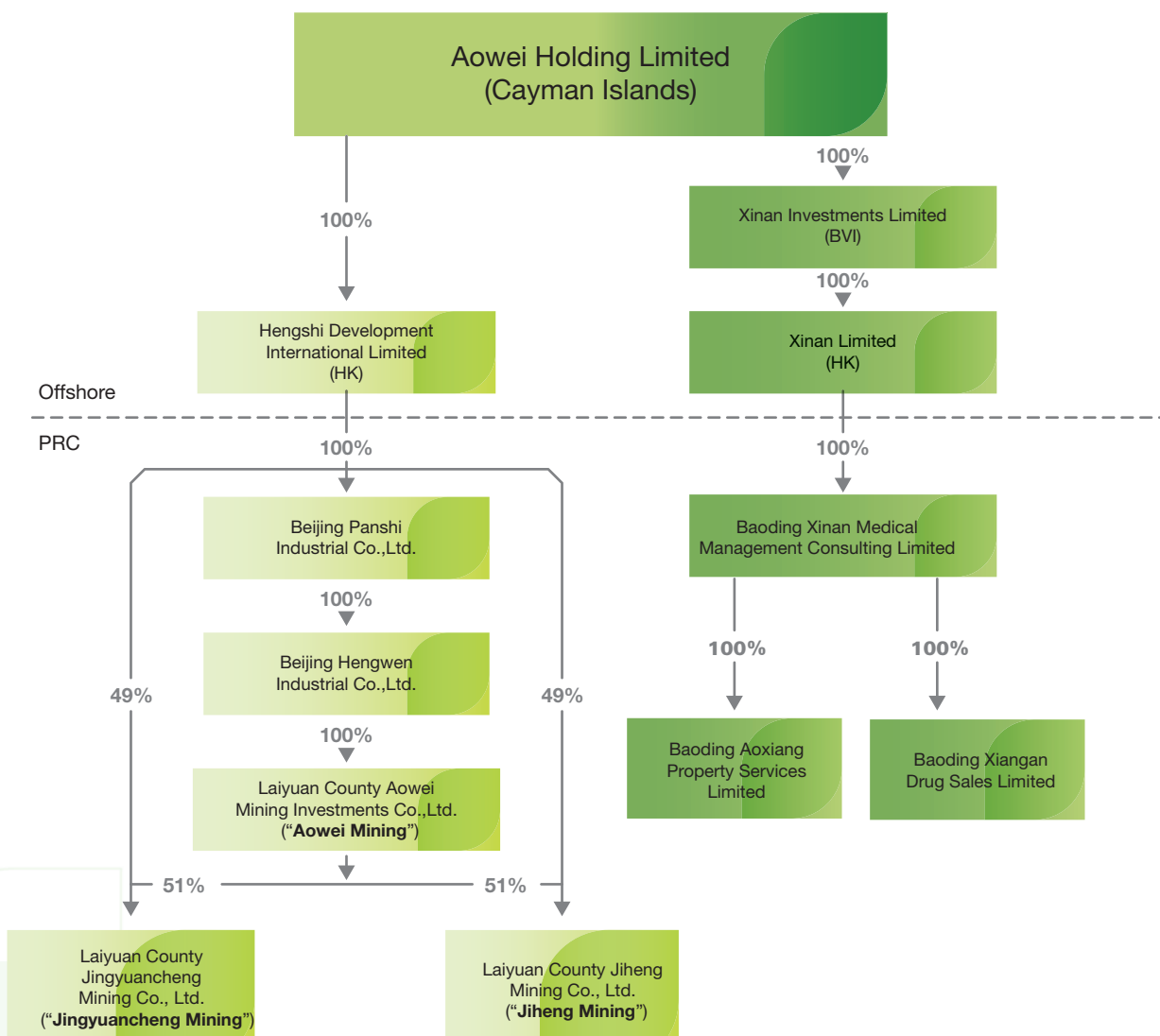
Corporate Information	2
Five-Year Financial Summary	5
Chairman's Statement	7
Management Discussion and Analysis	10
Biographies of Directors and Senior Management	27
Report of the Directors	32
Corporate Governance Report	45
Independent Auditor's Report	63
Consolidated Statement of Profit or Loss and Other Comprehensive Income	74
Consolidated Statement of Financial Position	75
Consolidated Statement of Changes in Equity	77
Consolidated Statement of Cash Flow	80
Notes to the Consolidated Financial Statements	82



# CORPORATE INFORMATION

Aowei Holding Limited (formerly known as Hengshi Mining Investments Limited) (the “**Company**”) was initially incorporated in the British Virgin Islands under the laws of the British Virgin Islands on 14 January 2011 and redomiciled to the Cayman Islands on 23 May 2013. The Company was listed on the Main Board of The Stock Exchange of Hong Kong Limited (the “**Stock Exchange**”) on 28 November 2013 (stock code: 1370). On 28 November 2017, the name of the Company was changed from Hengshi Mining Investments Limited to Aowei Holding Limited.

The Company and its subsidiaries (collectively, the “**Group**” or “**we**” or “**our**”) are principally engaged in (i) the exploration, mining, processing and trading of iron ore products and major products including iron ores, preliminary concentrates and iron ore concentrates; (ii) the provision of hospital management services; (iii) the production and sales business of the green construction materials construction sand and gravel materials by recycling tailings and solid wastes in the People’s Republic of China (the “**PRC**” or “**China**”). The Group owns and operates three iron mines in Hebei Province, which has the largest steel production and iron ore consumption volumes in China.



## CORPORATE INFORMATION

### COMPANY'S STATUTORY CHINESE NAME

奥威控股有限公司

### COMPANY'S STATUTORY ENGLISH NAME

Aowei Holding Limited

### STOCK CODE

1370

### REGISTERED OFFICE

P.O. Box 309  
Ugland House Grand Cayman  
KY1-1104 Cayman Islands

### HEADQUARTERS IN THE PRC

No. 91 Guangping Avenue  
Laiyuan County  
Baoding City 074300  
Hebei Province  
The PRC

### PRINCIPAL PLACE OF BUSINESS IN HONG KONG

40th Floor, Dah Sing Financial Centre  
No. 248 Queen's Road East  
Wanchai  
Hong Kong

### AUTHORIZED REPRESENTATIVES

Mr. Li Yanjun  
Ms. Kwong Yin Ping, Yvonne

### COMPANY SECRETARY

Ms. Kwong Yin Ping, Yvonne

### AUDITOR

Asian Alliance (HK) CPA Limited  
Certified Public Accountants  
Public Interest Entity Auditor registered in accordance  
with the Financial Reporting Council Ordinance  
8/F., Catic Plaza  
8 Causeway Road  
Causeway Bay  
Hong Kong

### HONG KONG LEGAL ADVISOR

Loong & Yeung  
Room 1603, 16/F  
China Building  
29 Queen's Road Central  
Hong Kong

### PRINCIPAL SHARE REGISTRAR IN THE CAYMAN ISLANDS

Maples Fund Services (Cayman) Limited  
P.O. Box 1093  
Boundary Hall, Cricket Square  
Grand Cayman  
KY1-1102  
Cayman Islands

## CORPORATE INFORMATION

### HONG KONG SHARE REGISTRAR

Computershare Hong Kong Investor Services Limited  
Shops 1712-1716  
17th Floor, Hopewell Centre  
183 Queen's Road East  
Wanchai  
Hong Kong

### INVESTOR INQUIRES

Website: [www.aoweiholding.com](http://www.aoweiholding.com)

E-Mail: [ir@aow.com.cn](mailto:ir@aow.com.cn)

### DIRECTORS

#### Executive Directors

Mr. Li Yanjun (*Chairman*)

Mr. Li Ziwei (*Chief Executive Officer*)

Mr. Sun Jianhua (*Chief Financial Officer*)

(resigned on 29 March 2023)

Mr. Tu Quanping (resigned on 29 March 2023)

Mr. Zuo Yuehui (*Chief Financial Officer*)

(appointed on 29 March 2023)

Mr. Sun Tao (appointed on 29 March 2023)

#### Independent Non-Executive Directors

Mr. Ge Xinjian

Mr. Meng Likun

Mr. Wong Sze Lok

### AUDIT COMMITTEE

Mr. Wong Sze Lok (*Chairman*)

Mr. Meng Likun

Mr. Ge Xinjian

### REMUNERATION COMMITTEE

Mr. Meng Likun (*Chairman*)

Mr. Li Ziwei

Mr. Ge Xinjian

### NOMINATION COMMITTEE

Mr. Li Yanjun (*Chairman*)

Mr. Meng Likun

Mr. Wong Sze Lok

# FIVE-YEAR FINANCIAL SUMMARY

## SUMMARY DATA OF CONDENSED CONSOLIDATED STATEMENTS OF PROFIT OR LOSS

	For the year ended 31 December				
	2022 RMB'000	2021 RMB'000	2020 RMB'000	2019 RMB'000	2018 RMB'000
<b>Revenue</b>	937,751	1,191,741	567,977	815,549	854,783
Cost of sales	(774,054)	(774,498)	(473,888)	(545,314)	(562,525)
<b>Gross profit</b>	163,697	417,243	94,089	270,235	292,258
Distribution expenses	(3,519)	(8,652)	(16,633)	(2,645)	(21,093)
Administrative expenses	(102,631)	(102,473)	(117,947)	(85,047)	(91,779)
Impairment losses, net	(54,874)	(1,845)	2,470	(259,786)	(55,876)
<b>Profit (loss) from operations</b>	2,673	304,273	(38,021)	(77,234)	123,510
Finance income	116	8,034	107	130	7,674
Finance costs	(27,727)	(34,630)	(41,556)	(43,099)	(38,269)
Net finance costs	(27,611)	(26,596)	(41,449)	(42,969)	(30,595)
Other gains (losses)	121,075	474	(361)	-	-
Gains from disposal of a subsidiary	-	-	-	5,424	-
<b>Profit (loss) before tax</b>	96,137	278,151	(79,831)	(114,788)	92,915
Income tax (expense) credit	(35,382)	(75,008)	9,260	15,817	(51,373)
<b>Profit (loss) for the year</b>	60,755	203,143	(70,571)	(98,971)	41,542
<b>Attributable to:</b>					
Equity shareholders of the Company	60,755	203,143	(70,571)	(98,971)	41,542
Non-controlling interests	-	-	-	-	-
Basic earnings per share (RMB)	0.04	0.12	0.04	0.06	0.03
Diluted earnings (loss) per share (RMB)	N/A	N/A	N/A	N/A	N/A


## FIVE-YEAR FINANCIAL SUMMARY

### SUMMARY DATA OF CONDENSED CONSOLIDATED STATEMENT OF FINANCIAL POSITION

	As at 31 December				
	2022	2021	2020	2019	2018
	RMB'000	RMB'000	RMB'000	RMB'000	RMB'000
<b>Assets and liabilities</b>					
Non-current assets	1,937,017	1,957,913	1,425,351	1,311,093	1,598,499
Current assets	487,829	547,716	904,822	1,023,242	623,256
Non-current liabilities	209,988	(153,168)	(328,900)	(171,388)	(223,696)
Current liabilities	700,070	(898,816)	(750,714)	(841,677)	(578,085)
Total equity	1,514,788	1,453,645	1,250,559	1,321,270	1,419,974
Non-controlling interests	–	–	–	–	–
<b>Equity attributable to equity shareholders of the Company</b>	<b>1,514,788</b>	<b>1,453,645</b>	<b>1,250,559</b>	<b>1,321,270</b>	<b>1,419,974</b>



# CHAIRMAN'S STATEMENT



Li Yanjun

Chairman of the Board

Dear shareholders,

On behalf of the board (the “**Board**”) of directors (the “**Directors**”) of Aowei Holding Limited (the “**Company**”), I hereby present the report of the Company and its subsidiaries (collectively, the “**Group**”) for the year ended 31 December 2022 (the “**Year**” or the “**Reporting Period**”) and extend our gratitude to the shareholders of the Company (the “**Shareholders**”).

## CHAIRMAN'S STATEMENT

### ANNUAL REVIEW

In 2022, with the continuous fermentation and upgrading of the global political situation and sanctions measures, the impact of the COVID-19 pandemic and other turbulent factors have played a role in boosting global inflation, the economies of various countries were disrupted, and the economic recovery in China has slowed down accordingly.

In the first half of 2022, due to the expected continuous boost of domestic macro policies, the iron ore price increased. In the second half of the year, the domestic economic growth slowed down, coupled with the weak supply and demand caused by the re-occurrence of COVID-19 pandemic, the iron ore price fluctuated significantly, which had decreased overall compared with the same period of last year. Besides, affected by the fluctuation of prices of bulk commodities, the increase in energy and raw material prices led to the increase in the operating costs of iron ore. In addition, the production capacity, supply chain and infrastructure construction of each mine were affected to varying degrees by various external factors, such as safety and environmental protection, production suspension and production limit and pandemic prevention and control. Under the influence of the decline in macro-economy and industry sentiment, as well as the impact of COVID-19 pandemic, the business of the Group has been greatly affected. Facing the severe pandemic prevention and control situation and the complicated economic environment, all employees of the Group actively made responses and overcame multiple adverse factors to ensure the steady development of the Group's business.

In 2022, the financial performance of the Group declined as compared with the same period of last year. The Group recorded revenue of approximately RMB937.8 million for the year, representing a decrease of approximately 21.3% as compared with the same period of last year. Gross profit was approximately RMB163.7 million, representing a decrease of approximately 60.8% as compared with the same period of last year. Gross profit margin decreased from 35.0% for the same period of last year to 17.5%. The Group recorded the profit after tax of approximately RMB60.8 million, representing a decrease of approximately 70.1% as compared with the same period of last year.

## CHAIRMAN'S STATEMENT

### FUTURE OUTLOOK

With the continuous maturity of the response measures to COVID-19, the Chinese government optimized and adjusted the control policies of COVID-19 in December 2022, and the economic situation also improved. With the convening of the year-end meeting of the senior Chinese governmental authorities, the economic work of next year will be set at the tone of “vigorously boosting market confidence”, “promoting the overall improvement of economic operation” and “optimizing and adjusting pandemic prevention and control policies”, which will inevitably expand domestic demand and stimulate the market economy. The market demand for iron ore concentrates and sand and gravel materials, which are bulk commodities, will also increase gradually. With the optimization and adjustment of pandemic prevention and control policies, the construction scale of Xiong'an New Area will also be further expanded, which will in turn promote the demand for iron ore concentrates and sand and gravel materials as raw materials for infrastructure construction. The Group will continue to promote management standards, strictly control major capital expenditure, implement the measures on budget control and cost reduction and efficiency improvement to further formalize the long-term mechanism of cost reduction and efficiency improvement, so as to ensure the healthy and long-term operation of the Company's various businesses. With the goal of achieving zero emission from mine production and building a green and environmentally friendly ecological economic system, in addition to expanding the scale of comprehensive utilization and treatment of solid waste, the Company will also accelerate the layout of the green industry, and actively develop other derivative products through solid waste recycling to improve the Company's overall risk resistance capacity and profitability, thus further creating more sustainable benefits for Shareholders.

### ACKNOWLEDGEMENT

On behalf of the Board of Directors, I would like to express my sincere gratitude to all the Directors, management and the staff for their unremitting efforts and collaboration to realize the development strategy of the Group in a challenging business environment. I also would like to give my sincere thanks to the Shareholders, customers, suppliers, banks and business partners for their great support this year.

No matter how difficult the external environment will be and how it will change, the Company will remain persistent and diligent, forge ahead resolutely, make relentless efforts to attain sustainable development of the Company, and stick to protecting the interests of shareholders and improve the returns to shareholders. I look forward to the continuous support of our shareholders!

**Li Yanjun**

*Chairman of the Board*

# MANAGEMENT DISCUSSION AND ANALYSIS





# MANAGEMENT DISCUSSION AND ANALYSIS

## IRON ORE BUSINESS

### Market Review

In 2022, the global economy showed a significant slowdown in recovery. Affected by various adverse factors such as the escalation of military conflicts in Russia-Ukraine, the impact of global trade and the COVID-19 pandemic, the global inflation “stayed high”. As most central banks tightened monetary policies, resulting in weak consumption and purchasing power, the risk of global economic downturn intensified. The economy of China also faced great downward pressure. In particular, the COVID-19 pandemic hit China again since February 2022, further curbing the pace of recovery of economic growth in China. In the face of the complicated economic environment and the continuous volatility of the COVID-19 pandemic, the Chinese government efficiently coordinated the pandemic prevention and control policies accelerating optimization and adjustment, implemented proactive fiscal policies and prudent monetary policies, and strengthened the adjustment of macro policies. As a result, the economy of China maintained strong resilience and potential driven by stable growth policies. In 2022, China’s GDP exceeded RMB120 trillion, representing an increase of 3% as compared with the corresponding period of last year.

In 2022, the COVID-19 pandemic spread in China and abroad, the pressure of global inflation intensified, domestic demand weakened, and the steel market showed a downward trend with a downward trend in average price. Due to the impact of global inflation, energy prices recorded a robust performance, the drive for profit was insufficient in the steel industry and output was cut. According to the public information, the output of crude steel of China was approximately 1.013 billion tons, representing a year-on-year decrease of 4.3% as compared to last year. The self-production cut of steel mills also weakened the demand for raw materials, which affected the price of iron ore accordingly. According to the public information, the average value of 62% iron ore Platts Index in 2022 was approximately US\$120.2, representing a decrease of US\$39.3 or 24.6% as compared with the corresponding period of last year.

## PRINCIPAL BUSINESS RISKS

### Market price risk

Fluctuations in the price of iron ore concentrates are affected by a number of factors, such as overall economic conditions, global political environment and changes in supply and demand, all of which may materially affect the business of the Group, cash flows and revenue. In response to this risk, the Company has adopted a more prudent approach in market judgment, fully leveraged the monitoring and early warning mechanism of market price risk, and continued to strengthen the control of product costs and expenses.

## MANAGEMENT DISCUSSION AND ANALYSIS

### Policy risk

The mining business is subject to a number of risks and uncertainties as affected by the current environmental protection policies in the PRC. In response to this risk, the Company actively promotes the upgrading and transformation of mines, accelerates the layout of green industry, so as to cultivate new profit growth and strengthen its comprehensive competitiveness and risk resistance capacity.

### Safety and environmental risk

The Company is engaged in mining and processing business in the PRC. The Company is well aware that the Law of the People's Republic of China on Work Safety (中華人民共和國安全生產法) and the Environmental Protection Law of the People's Republic of China (中華人民共和國環境保護法) have strict requirements on the production safety and environmental protection capabilities of enterprises. In the event of safety or environmental accidents, it will bring huge losses to the Company's reputation and properties. In response to this risk, the Company has formulated a number of management mechanisms in respect of safety and environmental protection and fulfilled responsibilities at all levels, further strengthened supervision and inspection, excluded hidden dangers, and adopted preventive measures to continuously enhance the safety and environmental protection awareness of the Company and all employees. The Company has also improved the level of on-site management and safety and environmental protection governance through training. At the same time, the Company will increase investment in safety and environmental protection to upgrade and transform technologies and equipment, and continue to promote energy conservation and emission reduction.

### Financial risk

The Group's finance department (including the Board) holds meetings regularly to analyse and formulate strategies to manage and monitor the risks associated with the operations of the Group. Generally, the Group adopts conservative strategies regarding its risk management to ensure appropriate measures are implemented on a timely and effective manner. These risks include market risk (including currency risk, interest rate risk and other price risk), credit risk and liquidity risk.

## BUSINESS REVIEW

In 2022, affected by the continuation of the COVID-19 pandemic and the escalation of global political situation, both the supply and demand sides of the steel industry operated at a low level, and the price of iron ore has been affected by production contraction and weak demand. The financial performance of the Group has also been greatly affected. For the year ended 31 December 2022, the Group's output of iron ore concentrates was approximately 1,052.4 Kt, representing an decrease of approximately 6.2% as compared with the corresponding period last year. During the Reporting Period, the Group's sales of iron ore concentrates were approximately 1,042.3 Kt, representing an decrease of approximately 7.5% as compared with the corresponding period last year. During the Reporting Period, average unit cash operating cost for iron ore concentrates of Jingyuancheng Mining was approximately RMB785.0 per ton, and average unit cash operating cost for iron ore concentrates of Jiheng Mining was approximately RMB423.5 per ton.

## MANAGEMENT DISCUSSION AND ANALYSIS

As of 31 December 2022, the Group recorded the revenue of approximately RMB813.2 million for iron ore business, representing a decrease of approximately 26.7% as compared with the corresponding period of last year; the gross profit was approximately RMB120.6 million and the gross profit margin was approximately 14.8%.

The table below sets out the breakdown of output and sales volume for each operating subsidiary of the Group:

	For the year ended 31 December			For the year ended 31 December			For the year ended 31 December			For the year ended 31 December		
	Output (Kt)		% of change	Sales volume (Kt)		% of change	Average sales price (RMB)		% of change	Average unit cash operating costs (RMB)		% of change
The Group	2022	2021		2022	2021		2022	2021		2022	2021	
<b>Jiheng Mining</b>												
Iron ore concentrates	514.1	546.8	-6.0%	511.6	551.6	-7.3%	751.2	961.0	-21.8%	423.5	464.4	-8.8%
<b>Jingyuancheng Mining</b>												
Iron ore concentrates	538.3	575.1	-6.4%	530.7	575.5	-7.8%	808.2	1,006.6	-19.7%	785.0	699.0	12.3%
<b>Total</b>												
Iron ore concentrates	1,052.4	1,121.9	-6.2%	1,042.3	1,127.1	-7.5%	780.2	984.3	-20.7%	608.4	584.7	4.1%

Notes:

- (1) The TFe grade of iron ore concentrates sold by Jiheng Mining was 63%.
- (2) The TFe grade of iron ore concentrates sold by Jingyuancheng Mining was 66%.

## RESOURCES AND RESERVES

During the Reporting Period, the Group did not incur any new exploration expenses as no exploration was conducted.



## MANAGEMENT DISCUSSION AND ANALYSIS

The results of the ore reserves and resources in this Report are calculated by deducting the consumption amount from 1 July 2013 to 31 December 2022 from the estimated amount of ore reserves and resources stated in the SRK's Competent Person's Report in November 2013. The estimation assumptions contained in the SRK's Competent Person's Report in 2013 were not changed and the figures were reviewed by internal experts of the Group.

The iron ore reserves which complied with JORC Code (2004 Edition) in respect of each mine of the Group as of 31 December 2022 are shown in the following table:

Company	Mine	Exploration approach	Reserve category	Ore reserves		
				(Kt)	TFe (%)	mFe (%)
Jiheng Mining	Zhijiazhuang	Open-pit	Probable	508	34.57	19.38
Jingyuancheng Ming	Wang'ergou	Open-pit	Probable	3,251	13.12	12.74
		Underground	Probable (graded above 12%)	18,077	15.87	8.50
	Shuanmazhuang	Open-pit	Probable	82,743	13.63	5.58
		Underground	Probable (graded above 12%)	35,723	16.00	7.11
Total		Open-pit	Probable	86,502	13.73	5.93
		Underground	Probable (graded above 12%)	53,800	15.96	7.58
		Total	Probable	140,302	14.59	6.56

The iron ore resources which complied with JORC Code (2004 Edition) in respect of each mine of the Group as of 31 December 2022 are shown in the following table:

Company	Mine	Controlled resource			Inferred resource		
		(Kt)	TFe (%)	mFe (%)	(Kt)	TFe (%)	mFe (%)
Jiheng Mining	Zhijiazhuang	509	34.57	19.38	377	29.76	24.87
Jingyuancheng Ming	Wang'ergou	46,473	14.16	6.90	12,547	12.52	6.76
	Shuanmazhuang	146,057	14.06	5.77	69,532	12.81	4.91
Total		193,039	14.14	6.08	82,456	12.84	5.28

## MANAGEMENT DISCUSSION AND ANALYSIS

### Mines in Operation

The Group has completed all infrastructure stripping projects for all the existing iron ore mines in 2015. As a result, the Group had no additional expenditure on infrastructure stripping projects during the Reporting Period. Furthermore, since the average stripping ratio of the operating entities in PRC was lower than their respective remaining mines during the Reporting Period, no production and stripping costs were capitalised.

### Zhijiazhuang Mine

Zhijiazhuang Mine, which is wholly-owned and operated by Jiheng Mining, is located in Yangjiazhuang Town, Laiyuan County. The area covered by the mining license for Zhijiazhuang Mine is 0.3337 sq.km. Zhijiazhuang Mine has comprehensive basic infrastructures such as water, electricity, highway and railway. As of 31 December 2022, the annual mining capacity of Zhijiazhuang Mine was 2.4 Mtpa, and the dry processing capacity and the wet processing capacity were 4.2 Mtpa and 1.8 Mtpa, respectively.

The following table sets forth a breakdown of the average unit cash operating costs of Zhijiazhuang Mine:

### Iron ore concentrates

Unit: RMB per ton of iron ore concentrates	For the year ended 31 December		
	2022	2021	% of change
Mining costs	131.4	151.1	-13.0%
Dry processing costs	58.4	46.6	25.3%
Wet processing costs	141.4	166.3	-15%
Administrative expenses	55.1	60.2	-8.5%
Sales costs	0.4	3.2	-87.5%
Taxation	36.8	37	-0.5%
Total	423.5	464.4	-8.8%

During the Reporting Period, the average unit cash operating cost for iron ore concentrates of Zhijiazhuang Mine decreased compared with the same period last year, which was mainly due to the combined influence of the decrease in stripping ratio of mining process and the decrease in wet processing ratio of wet processing during the Reporting Period.

### Wang'ergou Mine and Shuanmazhuang Mine

Wang'ergou Mine and Shuanmazhuang Mine, which are both wholly-owned and operated by Jingyuancheng Mining, our wholly-owned subsidiary are located in Zoumayi Town, Laiyuan County. The areas covered by the mining licenses for Wang'ergou Mine and Shuanmazhuang Mine are 1.5287 sq.km and 2.1871 sq.km, respectively. Wang'ergou and Shuanmazhuang have comprehensive basic infrastructures such as water, electricity and highway. As of 31 December 2022, the aggregate annual mining capacity of Wang'ergou Mine and Shuanmazhuang Mine was 14.0 Mtpa, and the dry processing capacity and wet processing capacity were 17.6 Mtpa and 3.5 Mtpa, respectively.

## MANAGEMENT DISCUSSION AND ANALYSIS

The following table sets forth a breakdown of the average unit cash operating costs of Wang'ergou Mine and Shuanmazhuang Mine:

### Iron ore concentrates

Unit: RMB per ton of iron ore concentrates	For the year ended 31 December		
	2022	2021	% of change
Mining costs	389.0	363.8	6.9%
Dry processing costs	193.7	145.8	32.9%
Wet processing costs	109.7	92.6	18.5%
Administrative expenses	58.3	48.3	20.7%
Sales costs	5.0	3.8	31.6%
Taxation	29.4	44.7	-34.2%
<b>Total</b>	<b>785.1</b>	<b>699.0</b>	<b>12.3%</b>

During the Reporting Period, the average unit cash operating cost for iron ore concentrates of Wang'ergou Mine and Shuanmazhuang Mine increased compared with the same period last year, which was mainly due to the decrease in the production volume of iron concentrates, the increase in unit cost of fixed expenses in production cycle and period, and the increase in material consumables and electricity expenses in the dry processing and wet processing increased compared with the same period last year.

### GREEN CONSTRUCTION MATERIALS BUSINESS

As a bulk basic construction material, sand and gravel materials is widely used in infrastructure construction (railway, highway, rail transit, etc.), housing construction, water conservancy and hydropower, etc. At present, China is in a stage of rapid development. With the continuous increase of national investment in relevant infrastructure construction, the scale of infrastructure construction has also continued to expand, which in turn drives a strong growth in the demand for sand and gravel materials to a certain extent. According to public information, the annual demand for sand and gravel materials in China is approximately 20 billion tonnes. With the Chinese government's promotion of energy conservation and emission reduction, promotion of ecological and environmental protection, and development of green concept, the management and control of natural sand, river sand and other resources exploitation have been strengthened, and the production capacity of natural sand and gravel materials has been reduced sharply accordingly, resulting in a huge gap between supply and demand. The sand and gravel materials industry has also ushered in transformation, gradually shifting from the traditional natural sand and gravel mining to industrial, standardised, intensive, energy-saving and green mechanism sand and gravel materials. The application of mechanism sand materials has become an inevitable trend.

The Company implements the concept of "Ecological Priority and Green Development" and takes "Solid Waste Recycling, Ecological Restoration and Industrial Extension" as the development direction. The Group will make full use of its own abundant solid waste resources, actively grasp the historical opportunities of the coordinated development of Beijing-Tianjin-Hebei and Xiong'an New Area. The Group actively promotes the comprehensive utilisation of bulk solid waste, produces and processes green construction materials sand and gravel materials to improve resource utilisation efficiency and perfect the green, low-carbon and circular development system, thereby promoting the transformation of the Company's green industry and achieving new profit growth.

## MANAGEMENT DISCUSSION AND ANALYSIS

As of 31 December 2022, the total treatment capability of solid waste comprehensive utilisation project of the Group was approximately 6.40 Mtpa, of which the treatment capacity of solid waste comprehensive utilisation project of Jiheng Mining was approximately 3.70 Mtpa; the treatment capacity of solid waste comprehensive utilisation project of Jingyuancheng Mining was approximately 2.70 Mtpa.

As of 31 December 2022, the Group's sand and gravel materials business recorded revenue of approximately RMB124.6 million, representing an increase of approximately 51.2% as compared to the corresponding period of last year, which was mainly attributable to the increase in sales volume of sand and gravel materials during the Reporting Period; the gross profit was approximately RMB42.6 million and the gross profit margin was approximately 35.1%.

The table below sets out the breakdown of output and sales volume of sand and gravel materials of the Group:

		For the year ended 31 December 2022			Average unit cash operating costs
The Group		Output (Kt)	Sales volume (Kt)	Average sales price (RMB)	(RMB)
Jiheng Mining	Construction gravel	912.6	880.8	30.7	4.1
	Mechanism sand	920.6	803.5	39.7	10.3
Jingyuancheng Mining	Construction gravel	945.4	960.4	29.9	7.4
	Mechanism sand	1,035.0	904.6	37.3	17.2
Total		3,813.6	3,549.3	34.2	10.0

## SAFETY AND ENVIRONMENTAL PROTECTION

The Group attached great importance to the health and safety of employees and all on-site staff, and focused on improving environmental quality. The Company earnestly fulfilled its main responsibility to continuously promote safety standards and strengthen environmental protection measures in accordance with the policy of "compliance with regulations, safety and health, continuous improvement and green development", so as to minimise the adverse impact of the Group's production and operation on the health and safety of employees and the ecological environment, which will promote the Group to develop into an enterprise with high safety awareness and social responsibility. During the Reporting Period, there were no material safety and environmental incidents in the Group's operations.

# MANAGEMENT DISCUSSION AND ANALYSIS

## EMPLOYEES AND REMUNERATION POLICY

As of 31 December 2022, the Group had 1,027 full-time employees in total (31 December 2021: 1,030 employees). For the year ended 31 December 2022, expenses of employees' benefit (including salaries, wages, pension plan contributions and other benefits) were approximately RMB98.4 million (2021: RMB88.5 million).

Remuneration policy of the Group is determined based on performance, experience, competence and the level of comparable companies in the market. Remuneration packages generally include salaries, housing allowances, pension plan contributions and discretionary bonuses which are in relation to the performance of the Group.

## FINANCIAL REVIEW

### Revenue

The revenue of the Group during the Reporting Period was approximately RMB937.8 million, representing a decrease of approximately RMB254.0 million as compared to the corresponding period of last year, which was mainly attributable to the combined influence of the decrease in sales volume and average sales price of iron ore concentrates of the Group during the Reporting Period.

### Cost of sales

The Group's cost of sales for the Reporting Period was approximately RMB774.1 million, representing a decrease of approximately RMB0.4 million as compared to the corresponding period of last year. The steady fluctuation in cost of sales was mainly attributable to the combined influence of the decrease in sales volume of iron ore concentrates and the increase in sales volume of sand and gravel materials.

### Gross profit and gross profit margin

The gross profit of the Group for the Reporting Period was approximately RMB163.7 million, representing a decrease of approximately RMB253.5 million or 60.8% as compared to the corresponding period of last year, which was mainly attributable to the decrease in revenue as compared to the corresponding period of last year; the Group's gross profit margin also decreased during the Reporting Period from 35.0% to 17.5% as compared to the corresponding period of last year.

### Sales and distribution expenses

The Group's sales and distribution expenses for the Reporting Period were approximately RMB3.5 million, representing a decrease of approximately RMB5.1 million or 59.3% as compared to the corresponding period of last year, which was mainly due to the decrease in the total sales volume of the products, of which the Group were responsible for the delivery to customers and the related transportation cost as compared to the corresponding period of last year. Sales and distribution expenses included transportation expenses, labour cost and other expenses.

### Administrative expenses

The Group's administrative expenses for the Reporting Period were approximately RMB102.6 million, representing an increase of approximately RMB0.1 million as compared to RMB102.5 million in the corresponding period of last year.

## MANAGEMENT DISCUSSION AND ANALYSIS

### Impairment losses

The Group recorded an impairment loss of approximately RMB54.9 million during the Reporting Period, the calculation of which was mainly based on the recoverable amount of the relevant assets at the end of the Reporting Period. The Company has appointed an independent valuer to review the carrying value of related subsidiaries' long-term assets, so as to determine the recoverable amount of the assets. As of 31 December 2022, Jingyuancheng Mining and Jiheng Mining provided for an impairment loss on assets of approximately RMB9.2 million and RMB45.3 million, respectively. In addition, the provision of impairment under expected credit loss model of the Group was approximately RMB0.4 million. Set out below are the reasons, details of events and standard data for evaluating impairment test leading to the recognition of impairment loss during the Reporting Period:

### Jingyuancheng Mining

Due to the fact that Jingyuancheng Mining recorded an impairment loss on assets in 2019 and the commencement of the solid waste comprehensive utilization project of Jingyuancheng Mining during the Reporting Period, the Group is in the process of assessing the valuation of Jingyuancheng Mining's long-term assets as at the end of 2022. The Company has appointed an independent valuer to review the carrying value of Jingyuancheng Mining's long-term assets (including property, plant and equipment, projects under construction and its intangible assets) on then valuation date (i.e. 31 December 2022), so as to determine the recoverable amount of assets in accordance with IAS 36 Impairment of Assets. As of 31 December 2022, Jingyuancheng Mining provided for an impairment loss on assets of approximately RMB9.2 million, in which fixed assets recorded the impairment loss of RMB8.7 million, and the intangible assets recorded the impairment loss of RMB0.5 million; the details of independent valuation of Jingyuancheng Mining's asset impairment losses were as follows:

#### (a) Basis and Assumptions for Valuation adopted by Jingyuancheng Mining in 2022:

##### 1. Basic Assumption

- There will be no major changes in China's political, legal, fiscal and economic environment currently;
- The expected development trend of the Company's industry and market will not develop significantly;
- It is assumed that the current interest rates and tax rates of the Company will not change significantly;
- The Management has fully considered the reasonableness of each major assumption in the preparation of financial forecast;
- The Company's ability to finance will not be limited to growth;
- The Company has the ability to retain appropriate management personnel to support business operations;
- The difference between the industrial trend and market conditions and the economic forecasts of the industry is not significant.

## MANAGEMENT DISCUSSION AND ANALYSIS

### 2. Scope of the Valuation

The scope of this valuation is the asset group involved in the asset impairment test, specifically including property, plant and equipment, construction in progress and intangible assets.

#### (b) Valuation methods adopted by Jingyuancheng Mining in 2022 are as follows:

The valuation company analyzed the relevant information provided by Jingyuancheng Mining and determined the value in use of the assets group of Jingyuancheng through adopting the income approach as the recoverable amount of the assets group with reference to its past experience with similar projects. The income approach generally consists of two steps. Firstly, a forecast of future net cash flows arising from direct or indirect investment in the ownership of an asset or group of assets is established. Secondly, the estimated future cash flows are calculated according to the market return rates applicable to investments in business risk and crisis-like projects.

Taking into account the risk-free rate, market risk premium, Beta value and cost of equity capital, the valuation company adopted the Weighted Average Cost of Capital ("WACC") as the discount rate. Based on the capital cost structure of Jingyuancheng, the WACC (after tax) of Jingyuancheng was estimated to be approximately 11.0%, and the average cost of equity (before tax) was estimated to be approximately 14.5%. The valuation model makes reasonable forecasts based on the reasonable mining tenements, recoverable reserves and production capacity of the mine. The production period for the 2022 valuation report is from 2023 to 2035.

There were no material changes in the relevant basis, assumptions and valuation methods adopted by Jingyuancheng Mining in 2022 as compared with historical periods.

#### Jiheng Mining

Due to the decrease in iron ore resources of Jiheng Mining and the successful operation of the solid waste comprehensive utilization project of Jiheng Mining during the Reporting Period, the Group, in order to properly assess the relevant valuation of the long-term assets of Jiheng Mining as at the end of 2022, has appointed an independent valuer to review the carrying value of Jiheng Mining's long-term assets (including property, plant and equipment, projects under construction and its intangible assets) on then valuation date (i.e. 31 December 2022), so as to determine the recoverable amount of assets in accordance with IAS 36 Impairment of Assets. As of 31 December 2022, Jiheng Mining provided for an impairment loss on assets of approximately RMB45.3 million, in which fixed assets recorded the impairment loss of RMB45.3 million, and the intangible assets recorded the impairment loss of RMB0.017 million; the details of independent valuation of Jiheng Mining's asset impairment losses were as follows:

## MANAGEMENT DISCUSSION AND ANALYSIS

### (a) Basis and Assumptions for Valuation adopted by Jiheng Mining in 2022:

#### 1. Basic Assumption

- There will be no major changes in China's political, legal, fiscal and economic environment currently;
- The expected development trend of the Company's industry and market will not develop significantly;
- It is assumed that the current interest rates and tax rates of the Company will not change significantly;
- Management has fully considered the reasonableness of each major assumption in the preparation of financial forecast;
- The Company's ability to finance will not be limited to growth;
- The Company has the ability to retain appropriate management personnel to support business operations;
- The difference between the industrial trend and market conditions and the economic forecasts of the industry is not significant.

#### 2. Scope of the Valuation

The scope of this valuation is the asset group involved in the asset impairment test, specifically including property, plant and equipment, construction in progress and intangible assets.

### (b) Valuation methods adopted by Jiheng Mining in 2022 are as follows:

The valuation company analyzed the relevant information provided by Jiheng Mining and determined the value in use of the assets group of Jiheng through adopting the income approach as the recoverable amount of the assets group with reference to its past experience with similar projects. The income approach generally consists of two steps. Firstly, a forecast of future net cash flows arising from direct or indirect investment in the ownership of an asset or group of assets is established. Secondly, the estimated future cash flows are calculated according to the market return rates applicable to investments in business risk and crisis-like projects.



## MANAGEMENT DISCUSSION AND ANALYSIS

Taking into account the risk-free rate, market risk premium, Beta value and cost of equity capital, the valuation company adopted the Weighted Average Cost of Capital ("WACC") as the discount rate. Based on the capital cost structure of Jiheng, the WACC (after tax) of Jiheng was estimated to be approximately 11.0%, and the average cost of equity (before tax) was estimated to be approximately 15.1%. The valuation model makes reasonable forecasts based on the reasonable mining tenements, recoverable reserves and production capacity of the mine. The production period for the 2022 valuation report is from 2023 to 2033.

There were no material changes in the relevant basis, assumptions and valuation methods adopted by Jiheng Mining in 2022 as compared with historical periods.

### Finance costs

The Group's finance costs for the Reporting Period were approximately RMB27.7 million, representing a decrease of approximately RMB6.9 million or 19.9% as compared to the corresponding period of last year. Finance costs included interest expenses of bank borrowings, discounted expenses, other finance expenses and the amortisation of discounted expenses of long-term payables.

### Income tax expenses

The Group's income tax expenses for the Reporting Period were approximately RMB35.4 million, representing a decrease of approximately RMB39.6 million as compared with the same period of last year, which was mainly due to the decrease in profit of the Group. The income tax expenses comprised current tax expense of approximately RMB49.7 million, and offset by deferred tax credit of approximately RMB14.3 million.

### Profit for the year and total comprehensive income for the year

The Group recorded a profit after tax during the Reporting Period of approximately RMB60.8 million, representing a decrease of approximately RMB142.3 million as compared with the same period of last year, which was mainly due to the decrease in gross profit and increase in other income and impairment of assets of the Group.

### Property, plant and equipment

The net value of the property, plant and equipment of the Group as of 31 December 2022 was approximately RMB1,202.0 million, representing a decrease of approximately RMB112.9 million or 8.6% as compared to the corresponding period of last year. The change was mainly due to the combined influence of the Group's provision for depreciation and impairment.

### Intangible assets

As of 31 December 2022, the net intangible assets of the Group were approximately RMB61.7 million, representing a decrease of approximately RMB9.2 million as compared to the corresponding period of last year. The change was mainly due to the combined influence of amortisation and impairment of intangible assets of the Group during the Reporting Period.

## MANAGEMENT DISCUSSION AND ANALYSIS

### Inventories

As of 31 December 2022, inventories of the Group amounted to approximately RMB86.8 million, representing a decrease of approximately RMB34.6 million or 28.5% as compared to the corresponding period of last year, which was mainly due to the decrease in the raw materials for gravel materials and the storage of iron ore and preliminary concentrates.

### Trade and other receivables

As of 31 December 2022, trade and bills receivables of the Group amounted to approximately RMB102.5 million, representing an increase of approximately RMB17.3 million as compared to RMB85.2 million in the corresponding period of last year, and the changes in trade and bills receivables was mainly due to the increase in bills receivable from customers. As of 31 December 2022, other receivables of the Group amounted to approximately RMB263.5 million, representing an increase of approximately RMB26.5 million as compared to RMB237.0 million in the corresponding period of last year, which was mainly due to the increase in prepayments to construction service providers.

### Trade and other payables

As of 31 December 2022, trade payables of the Group amounted to approximately RMB106.3 million, representing a decrease of approximately RMB0.2 million as compared to RMB106.5 million in the corresponding period of last year. The change in trade payables was steady.

As of 31 December 2022, other payables of the Group amounted to approximately RMB104.8 million, representing a decrease of approximately RMB35.1 million as compared to RMB139.9 million in the corresponding period of last year, which was mainly due to the decrease in payables for construction projects and equipment purchases and compensation payable.

### Cash and borrowings

As of 31 December 2022, the balance of cash and cash equivalents of the Group amounted to approximately RMB56.1 million, representing a decrease of approximately RMB48.0 million or 46.1% as compared to the corresponding period of last year.

As of 31 December 2022, bank loans of the Group were RMB513.0 million, representing a decrease of RMB44.0 million or 7.9% as compared to the end of last year.

The interest rates of the borrowings as of 31 December 2022 ranged from 3.2% to 9.23% per annum. The borrowings of RMB337.0 million were recorded as current liabilities of the Group (as of 31 December 2021: RMB557.0 million) and RMB176.0 million were recorded as non-current liabilities of the Group (as of 31 December 2021: Nil). The above borrowings were denominated in RMB.

Save as disclosed above, the Group has no outstanding mortgages, pledges, bonds or other loan capital (issued or agreed to be issued), bank overdrafts, borrowings, acceptance liabilities or other similar liabilities, hire purchase and finance lease commitments, or any guarantees or other material contingent liabilities. The Directors have confirmed that there was no material change in the liabilities and contingent liabilities of the Group since 31 December 2022 and up to the date of this Report. As of 31 December 2022, the overall financial status of the Group remained in a good condition.

## MANAGEMENT DISCUSSION AND ANALYSIS

### Gearing ratio

The gearing ratio of the Group as of 31 December 2022 was approximately 21.2%, representing a decrease of approximately 1% as compared to the corresponding period of last year. The gearing ratio was calculated as total bank borrowings divided by total assets.

### Capital expenditure

The Group's total capital expenditure amounted to approximately RMB159.8 million, which consisted of purchase of property, plant and equipment, construction in progress and intangible assets.

### Capital commitment

As at 31 December 2022, the total capital commitments of the Group amounted to approximately RMB171.8 million (2021: approximately RMB81.6 million).

### Interest rate risk and foreign currency risk

The fair value interest rate risk of the Group is primarily related to bank borrowings. Most of the bank borrowings of the Group are due within one year. Therefore their fair value interest rate risk is low.

The Company currently does not have an interest rate hedging policy. However, the management of the Group monitors interest rate exposure and will consider to hedge significant interest rate exposure if necessary. The principal business of the Group is located in the PRC and the principal operation and transactions are carried out in RMB. Substantially all of the assets and liabilities of the Group are denominated in RMB. Since RMB is not freely convertible, the Chinese government may take actions to affect the exchange rate exposure, which may affect the Group's net assets, earnings and any dividends it declares if such dividends are translated into foreign currency. The Group had no hedging in respect of the exchange rate risk.

### Pledge of assets and contingent liabilities made for the Group's loans

As of 31 December 2022, the Group's bank loans of RMB237.0 million, RMB100.0 million and RMB176.0 million were secured by the Group's mining rights, right-of-use assets (land use rights), properties and equipment, the land use rights and properties of a related party of the Group, and collectively secured by land use rights and properties of third parties, a director of the Company, a director of a subsidiary and related parties, respectively.

The carrying amounts of the Group's mining rights, right-of-use assets (land use rights) and properties pledged for bank loans were approximately RMB0.2 million, RMB8.8 million and RMB22.6 million respectively as of 31 December 2022. The Group had no material contingent liabilities as of 31 December 2022.

### Significant investments held

There were no significant investments held by the Company as at 31 December 2022.

## MANAGEMENT DISCUSSION AND ANALYSIS

### OUTLOOK AND STRATEGY

2023 is the crucial year for the 14th Five-Year Plan. In order to better coordinate the pandemic prevention and control and economic and social development, the Chinese government strengthened the foundation for economic recovery, vigorously boosted market confidence, and created conditions for accelerating the release of economic vitality by deepening the supply-side structural reform and implementing the strategy of expanding domestic demand. With the continuous optimisation and adjustment of pandemic prevention measures and the effective implementation of a package of policies to stabilise the economy, it is inevitable that the overall economic recovery will stabilise and improve.

Mineral resources are the foundation of the Company's development. The Company will continue to increase the reserve of high-quality iron ore resources through exploration in its own mines and surrounding areas. Meanwhile, the Company will also make solid efforts in budget control, cost reduction and efficiency improvement, continue to optimise management standards, improve production processes, and improve product output and quality to safeguard the Company's low-cost competitive advantages.

With the optimisation and adjustment of pandemic prevention and control policies and the continuous promotion of the coordinated development of the Beijing-Tianjin-Hebei, Xiong'an New Area will further accelerate the undertaking of Beijing's non-capital functions, and the construction of Xiong'an New Area will also be further strengthened, which will in turn promote the demand for iron ore concentrates and gravel materials as the raw materials for infrastructure construction. While ensuring the stable operation of the iron ore business, the Company will continue to adhere to the concept of "Ecological Priority and Green Development" and combine with the implementation plan and relevant preferential policies for the comprehensive utilisation of solid waste in Hebei Province for the 14th Five-Year Plan to continuously promote the Company's green construction materials, gravel materials business. In view of the large scale and long cycle of the construction of Xiong'an New Area and Baoding and other regions, the huge demand for sand and gravel materials, and the insufficient design scale of sand and gravel mines in the Beijing-Tianjin-Hebei Region, the Company will fully occupy the market share and actively seize the opportunities. The Company intends to accelerate the layout of green construction materials industry, thereby further increasing the market share of green construction materials. In order to take full advantages of the efficiency of resource use and achieve the goal of zero discharge of solid waste, the Company will also cooperate with domestic authoritative institutions in the field of solid waste construction materials to establish a research team, actively promote the industrial production technology of high-quality solid waste machine sand, and continuously extend the research and production of other green building materials environmental protection projects, which will gradually form the business model of "one polar and diversified" comprehensive utilisation of tailings resources, and become a new building materials enterprise with the largest comprehensive utilisation volume, the most comprehensive product line and the strongest comprehensive benefits in the Beijing-Tianjin-Hebei region.

No matter how the external environment may change, the Company will remain persistent and diligent, forge ahead resolutely, uphold the long-term core value of maximizing shareholders' interests under both changed and unchanged circumstances, and make relentless efforts to attain sustainable development of the Company.

# BIOGRAPHIES OF DIRECTORS AND SENIOR MANAGEMENT

## BIOGRAPHIES OF EXECUTIVE DIRECTORS

**Mr. Li Yanjun (李豔軍)**, aged 58, is our executive Director and the chairman of the Board, and is mainly responsible for the overall business plan, strategies and major decisions making of our Group. Mr. Li is the founder of the Group, and through the previous and current positions he held at Hebei Aowei Industrial Group Co., Ltd. (河北奧威實業集團有限公司) (“**Aowei Group**”), Laiyuan County Aoyu Steel Co., Ltd. (涞源縣奧宇鋼鐵有限公司) (“**Aoyu Steel**”) and the Group, Mr. Li has over 24 years of experience in the iron ore mining, steel industry and corporate management. Mr. Li was also a member of the 12th National People’s Congress (第十二屆全國人大). Mr. Li Yanjun is the father of Mr. Li Ziwei.

**Mr. Li Ziwei (also known as Leung Hongying Li Ziwei) (李子威)**, aged 35, is our executive Director and was appointed as the chief executive officer of the Company on 23 August 2018 and is responsible for our Group’s overall business development, daily operation management and investments. Mr. Li Ziwei acted as the General Manager of Aowei Mining on 25 June 2019. Mr. Li joined our Group in August 2008. He has gained over 14 years of experience in the iron ore mining industry from his involvement in the areas of procurement, supply and sales of raw materials and steel products at Aowei Group, Aoyu Steel and our Group. He is also the director of Hengshi Development International Limited. Mr. Li Ziwei is the son of Mr. Li Yanjun.

**Mr. Sun Jianhua (孫建華)**, aged 40, is our executive Director and the chief financial officer. He is responsible for our Group’s accounting and financial management. Mr. Sun Jianhua has tendered his resignation as an executive Director and the chief financial officer of the Company with effect from 29 March 2023 due to work arrangements and he will remain as a director of certain subsidiaries of the Group and will serve as a consultant of the Company providing supporting services for the Company after resignation. He joined the Group in February 2012 and was appointed as executive Director of the Company in June 2013. Mr. Sun has over 17 years of experience in financial and accounting management. He served as the head of the finance department of Aowei Mining from February 2012 to June 2013. He held several positions at Aoyu Steel between February 2004 and February 2012, including accountant, head of the finance division and vice head of the finance department. He was also appointed as a director of Xinan Investments Limited and Xinan Limited since August 2016. Mr. Sun graduated from Baoding Financial Senior Professional Institute (保定市金融高等專科學校) in June 2003. He was admitted as a certified public accountant by the Chinese Institute of Certified Public Accountants in December 2010 and was accredited as a certified tax advisor by the State Taxation Administration in June 2011 and a certified public valuer by the Ministry of Finance of the PRC in September 2011.

## BIOGRAPHIES OF DIRECTORS AND SENIOR MANAGEMENT

**Mr. Tu Quanping (塗全平)**, aged 53, is our executive Director. Mr. Tu Quanping has resigned as an executive Director of the Company with effect from 29 March 2023 due to the development of his other business commitments. He is responsible for the supervision of mining, processing, design and mining plan of all our iron ore mines. Mr. Tu has more than 27 years of experience in the mining industry. Since joining our Group in August 2005, he has been in charge of the project design, infrastructure construction, development and mining of our mines, coordination of our production plan, design of the technical parameters of our ore preparation plants and onsite management and supervision. Prior to joining our Group, Mr. Tu served as a mining engineer, and chief of mining department, of Anhui Magang Group Nanshan Mining Company (安徽馬鋼集團南山礦業公司) from August 1991 to August 2005. Mr. Tu obtained a bachelor's degree in Mining Engineering from Wuhan Steel Institute (武漢鋼鐵學院) (now known as Wuhan University of Science and Technology (武漢科技大學)) in July 1991. He took the postgraduate course of enterprise planning and development at Nanjing University (南京大學) from September 2001 to December 2003. Mr. Tu was accredited as a senior mining engineer by Magang Metallurgy Projects Senior Engineer Evaluation Committee (馬鋼冶金工程高級工程師評審委員會) in December 2002.

**Mr. Zuo Yuehui (左月輝)**, aged 44, was appointed as our executive Director and chief financial officer on 29 March 2023. Mr. Zuo is responsible for the accounting and financial management of the Group. He has over 18 years of experience in accounting and financial management. Prior to joining the Group, Mr. Zuo served as an accountant in the finance department of Aoyu Steel from November 2004 to May 2012. He joined our Group in 2012 and successively served as the deputy chief of the finance section and the chief of the finance section of Jingyuancheng Mining from May 2012 to September 2022. He was appointed as the deputy general manager of Aowei Mining in March 2022 and was responsible for the financial accounting of Aowei Mining. Mr. Zuo obtained a junior college diploma in computer accounting from Hebei Vocational College of Engineering and Technology\* (河北工程技術職業學院) in July 2002, and he also obtained the qualification of intermediate accountant from the Ministry of Finance of the People's Republic of China in May 2007.

**Mr. Sun Tao (孫濤)**, aged 40, was appointed as our executive Director on 29 March 2023. He is responsible for the development strategy planning, project approval and other affairs of the Group. He has over 18 years of experience in corporate management. Prior to joining the Group, Mr. Sun successively served as the head and chief of the procurement and supply department of Aoyu Steel from March 2005 to February 2013. He joined the Group in 2013 and served as the head of the operation and planning department of Aowei Mining from February 2013 to March 2016. From March 2016 to February 2020, he served as the deputy general manager of Beijing Jianke Cloud Technology Co., Ltd.\* (北京健科雲網科技有限公司), where he was responsible for product promotion and market development and overall affairs of its Shenzhen branch. Mr. Sun re-joined the Group in February 2020 and was appointed as the deputy general manager of Aowei Mining and was responsible for the development strategy planning, project approval and other affairs of Aowei Mining. Mr. Sun was selected as a "Featured Talent in Laiyuan County" by the Communist Party of Laiyuan County Committee and the Laiyuan County People's Government on 28 March 2021. In January 2023, he was awarded as "Advanced Individual of Investment Attraction for High-quality Development" by Baoding Municipal Party Committee and People's Government of Baoding. Mr. Sun graduated from Hebei Agricultural University with a bachelor's degree in economics in July 2005, and he obtained the qualification as a Merchandiser from the Vocational Appraisal Centre of the Ministry of Labour and Social Security\* (勞動社會保障部職業鑒定中心) in August 2007.

## BIOGRAPHIES OF DIRECTORS AND SENIOR MANAGEMENT

### INDEPENDENT NON-EXECUTIVE DIRECTORS

**Mr. Ge Xinjian** (葛新建), aged 63, is our independent non-executive Director, primarily responsible for providing independent advice and guidance to the Board. He serves as the general manager of Anhui Xinjian Mining Engineering Technology Co., Ltd. (安徽新建礦業工程技術有限責任公司). Mr. Ge has more than 37 years of experience in processing research, design and technical management. Mr. Ge currently serves as a member of the 7th Ore Dressing Branch Committee of the Chinese Society for Metals (中國金屬學會選礦分會委員會), the part-time professor of Anhui University of Technology, the member of the Expert Committee of China Metallurgical Mining Enterprise Association (中國冶金礦山企業協會), the standing director of the China Mining Development Strategic Alliance (中國礦業發展戰略聯盟). Mr. Ge served as the chief engineer of Magang Group Design & Research Institute Co., Ltd. (馬鋼集團設計研究院有限責任公司) from March 2004 to December 2014. During this period, Mr. Ge held a concurrent post as the vice president from August 2011 to December 2014.

Mr. Ge published several theses in different professional journals and compiled many professional works, including Current Application of High-Pressure Grinder of Metallurgy Mine in China (《高壓輓磨工藝在我國冶金礦山的應用現狀》) (Modern Mining, 9th edition of 2009). Mr. Ge obtained a bachelor's degree in Ore Dressing from Jiangxi Metallurgy Institute (江西冶金學院) (now known as Jiangxi University of Science and Technology (江西理工大學)) in July 1983.

Mr. Ge is a professor-level senior engineer in ore dressing recognized by Personnel Department of Anhui Province (安徽省人事廳) in December 2009, a national mineral reserves appraiser recognized by Department of Personnel and Education of Ministry of Land and Resources (國土資源部人事教育司) in September 2007 and a registered national environment engineer recognized by Personnel Department of Anhui Province in September 2007.

**Mr. Meng Likun** (孟立坤), aged 61, is our independent non-executive Director, primarily responsible for providing independent advice and guidance to the Board. Mr. Meng has been the Chairman of the Board of Guojie Investments Holding Ltd. (國傑投資控股有限公司) since October 2014. Mr. Meng served as the special consultant of Rongtong Fund Management Co., Ltd. (融通基金管理有限公司) from March 2010 to January 2012. He served as the president and an executive director of New Time Securities Co., Ltd. (新時代證券有限責任公司) from May 2006 to January 2009. He acted as the chairman of the board of directors of Rongtong Fund Management Co., Ltd. from May 2001 to March 2010.

Mr. Meng obtained a bachelor's degree in mechanical design and a master's degree in engineering from Taiyuan Mechanical Engineering College (太原機械學院) (now known as North University of China (中北大學)) in July 1982 and September 1986 respectively, and obtained a doctorate degree in engineering from Beijing Institute of Technology (北京理工大學) in March 1993.

## BIOGRAPHIES OF DIRECTORS AND SENIOR MANAGEMENT

**Mr. Wong Sze Lok** (黃思樂), aged 50, is primarily responsible for providing independent advice and guidance to the Board. Mr. Wong has been appointed as an independent non-executive Director from 8 April 2021. Mr. Wong is the chairman of Audit Committee and a member of Nomination Committee of the Company.

Mr. Wong has extensive experience in auditing and corporate governance. Mr. Wong was: i) the chief financial officer of Century Entertainment International Holdings Limited (formerly known as Amax Holdings Limited), the shares of which are listed on the Main Board of the Hong Kong Stock Exchange (stock code: 959); and ii) an independent non-executive director of Grand Field Group Holdings Limited (stock code: 115) from July 2018 to July 2021.

Mr. Wong is an independent non-executive director of TBK & Sons Holdings Limited (stock code: 1960) and Cocoon Holdings Limited (stock code: 428), the shares of all of which are listed on the Main Board of the Hong Kong Stock Exchange. Mr. Wong also serves as the company secretary of Unitas Holdings Limited, the shares of which are listed on GEM of the Hong Kong Stock Exchange (stock code: 8020).

Mr. Wong obtained a bachelor of arts degree in accountancy from The Hong Kong Polytechnic University in November 1996, a master of management degree from Macquarie University in November 2004 and a certificate of higher education in Law from the University of Essex in December 2021. Mr. Wong is currently a fellow of the Hong Kong Institute of Certified Public Accountants, a fellow of The Institute of Chartered Accountants in England and Wales and a Certified Information Systems Auditor.

### SENIOR MANAGEMENT

**Mr. Du Liming** (杜立明), aged 60, is the general manager of Jingyuancheng Mining and is responsible for the general management and daily operation of Jingyuancheng Mining. Mr. Du has over 15 years of experience in mining processing. He joined our Group in 2007 and served as the deputy head of Jiheng Mining from April 2007 to February 2010, the head of Jingyuancheng Mining from February 2010 to March 2014, the head of the water processing plant of Jiheng Mining from March 2014 to February 2020, and the deputy general manager of Jingyuancheng Mining from February 2020 to March 2022, where he is responsible for production operation and management. He was appointed as the general manager of Jingyuancheng Mining in March 2022.

**Mr. Zhao Bin** (趙斌), aged 37, is the general manager of Jiheng Mining and is responsible for the daily and the general management of Jiheng Mining. Mr. Zhao has over 12 years of experience in mining management. He joined the Group in 2010 and successively served as the section chief of quality and measurement section, the section chief of materials section and the section chief of safety production section of Jiheng Mining from August 2010 to March 2022. He served as the deputy general manager of Jiheng Mining from February 2020 to March 2022, where he is responsible for the administrative management of Jiheng Mining. He was appointed as the general manager of Jiheng Mining in March 2022.

Save as disclosed above, our Directors or senior management have no other positions as directors in the listed companies.



## BIOGRAPHIES OF DIRECTORS AND SENIOR MANAGEMENT

### COMPANY SECRETARY

**Ms. Kwong Yin Ping, Yvonne (鄭燕萍)**, is the company secretary of our Company. Ms. Kwong obtained a bachelor's degree in accountancy from the Hong Kong Polytechnic University (香港理工大學). She works as a director in a professional corporate services company which is engaged in providing secretarial and compliance services for listed companies. She is also a fellow of The Hong Kong Chartered Governance Institute (formerly known as The Hong Kong Institute of Chartered Secretaries) and a fellow of The Chartered Governance Institute (formerly known as The Institute of Chartered Secretaries and Administrators). She has extensive experience in providing company secretarial services for numerous private and listed companies. She serves as company secretary and joint company secretary of various companies listed on the Hong Kong Stock Exchange. Mr. Li Ziwei is the main contact person of Ms. Kwong in the Company.

# REPORT OF THE DIRECTORS

The Directors wish to present the report of the Directors together with the audited financial statements of the Group for the year ended 31 December 2022.

## PRINCIPAL ACTIVITIES

The Company acts an investment holding company. The activities of principal subsidiaries are the exploration, mining and processing of iron ore, sales of iron ores, preliminary concentrates and iron ore concentrates, production and sales of construction sand and gravel. Details of the principal subsidiaries of the Company are set out in Note 40 to the consolidated financial statements.

## BUSINESS REVIEW

After careful deliberation, the Directors have reviewed the Group's business and made an analysis of the Group's performance during the year in accordance with the requirement of Schedule 5 to the Companies Ordinance, Chapter 622 of the Laws of Hong Kong, including the discussions of the major risks and uncertainties facing the Group and the disclosure of the future business development the Group will probably achieve. Please refer to the sections headed "Chairman's Statement", "Management Discussion and Analysis" and "Corporate Governance Report – Risk Management and Internal Controls" of this annual report. For the major financial data and financial performance indicators, please refer to pages 5 to 6 of this report for the chapter of "Five Year Financial Summary".

## PERMITTED INDEMNITY

The Articles of Association (the "**Articles**") of the Company provides that the Directors shall be indemnified and held harmless out of the assets and profits of the Company from and against all litigations, costs, charges, losses, damages and expenses which they shall or may incur or sustain by or by reason of any act done, concurred in or omitted in or about the execution of their duty; provided that this indemnity shall not extend to any matter in respect of any fraud or dishonesty which may attach to any of the Directors.

Insurance cover has been arranged for the Directors to protect the Directors against potential costs and liabilities arising from claims brought against the Directors.

## RESULTS

The results of the Group for the year ended 31 December 2022 are set out in the consolidated statement of profit or loss and other comprehensive income on page 74 of this annual report.

## REPORT OF THE DIRECTORS

### DIVIDENDS

The Board has adopted a dividend policy that, in recommending or declaring dividends, the Company shall retain adequate cash reserves for meeting its working capital requirements and future growth as well as its shareholder value. In considering the declaration and payment of dividends, the Board will take into account a number of factors, including but not limited to the Group's financial results and cash flow position, the Group's future operations and earnings, the Group's expected capital requirements and expansion plans, the Group's debt to equity ratio and debt level, any restrictions on payment of dividends under any financial covenants to which the Group is subject, retained earnings and distributable reserves of the Company and each of the companies comprising the Group, the Shareholders' expectations and industry standards, and general market conditions.

The Board does not recommend the distribution of a final dividend for the year ended 31 December 2022 (2021: Nil).

### ANNUAL GENERAL MEETING

The 2023 annual general meeting of the Company (the "2023 AGM") will be held at 10:00 a.m. on 31 May 2023 at Meeting Room, Ritan Club, 1 Ritan East Road, Chaoyang District, Beijing, the PRC.

### CLOSURE OF REGISTER OF MEMBERS

The register of members of the Company will be closed from 26 May 2023 to 31 May 2023 (both days inclusive), during which period no transfer of shares of the Company will be effected. In order to determine the entitlement to attend and vote at the 2023 AGM, all share transfers accompanied by the relevant share certificates, must be lodged with the Company's Hong Kong branch share registrar, Computershare Hong Kong Investor Services Limited, at Shops 1712-1716, 17th Floor, Hopewell Centre, 183 Queen's Road East, Wanchai, Hong Kong for registration no later than 4:30 p.m. on 25 May 2023.

### PROPERTY, PLANT AND EQUIPMENT

Details of the movements during the year ended 31 December 2022 in the Group's property, plant and equipment are set out in Note 18 to the consolidated financial statements.

### SHARE CAPITAL

Details of the movements during the year in the issued share capital of the Company are set out in Note 33 to the consolidated financial statements of this annual report.

## REPORT OF THE DIRECTORS

### RESERVES

Details of the movements during the year ended 31 December 2022 in the reserves of the Group are set out in the consolidated statement of changes in equity on page 78 of this annual report.

### DISTRIBUTABLE RESERVES

As at 31 December 2022, the Company's reserves available for distribution to the Shareholders in accordance with the Articles were RMB863.6 million. Under the Cayman Companies Law, subject to the provision of its Articles, the share premium account may be applied by the Company in paying distributions or dividends to its members or in paying up unissued shares to be issued to its members as fully paid bonus shares provided that no distribution or dividend may be paid to members out of the share premium account unless, immediately following the date on which the distribution or dividend is proposed to be paid, the Company is able to pay its debts as they fall due in the ordinary course of business.

The reserves of the Company available for distribution depend on the dividend distributable by the Company's subsidiaries. For dividend purpose, the amount which the Company's subsidiaries in the PRC can legally distribute by way of a dividend is determined by reference to their distributable profits as reflected in the PRC statutory financial statements which are prepared in accordance with accounting principles generally accepted in the PRC. These distributable profits differ from those that are reflected in the Group's financial statements prepared in accordance with the IFRSs.

### FINANCIAL SUMMARY

A summary of the results, assets, liabilities and shareholders' interests of the Group for the last five financial years is set out on pages 5 to 6 of this annual report.

### LOANS AND BORROWINGS

Details of the loans and borrowings of the Group are set out in Note 29 to the consolidated financial statements of this annual report.

### MAJOR CUSTOMERS AND SUPPLIERS

For the years ended 31 December 2022 and 2021, sales to the five largest customers of the Group accounted for 86.3% and 87.5% of the Group's total revenue respectively, and sales to the largest customer accounted for 46.9% and 54.3% respectively.

## REPORT OF THE DIRECTORS

During the year, the Group's customers were highly concentrated primarily because (i) iron ores are bulk raw materials and the customers required stable supply; and (ii) the production volumes of self-produced products were insufficient to adequately satisfy the requirements of multiple target customers. The Group was aware of the risk of concentrated customer base and has entered into non-exclusive sales agreements with several potential customers. Pursuant to the agreements, the Group is able to sell any of our products to the potential customers without any restrictions.

For the years ended 31 December 2022 and 2021, purchases from the five largest suppliers of the Group accounted for 33.8% and 35.4% of the Group's total purchases respectively, and purchases from the largest supplier accounted for 9.0% and 9.6% respectively.

For the year ended 31 December 2022, to the knowledge of Directors, none of the Directors or any of their close associates or any Shareholders (which, to the best knowledge of the Directors, own more than 5% of the Company's issued share capital) had any beneficial interest in any of the Group's five largest suppliers or customers.

## DIRECTORS AND SENIOR MANAGEMENT

The following table sets forth the Directors for the year and as of the date of this annual report:

### Executive Directors

Mr. Li Yanjun

Mr. Li Ziwei

Mr. Sun Jianhua (resigned on 29 March 2023)

Mr. Tu Quanping (resigned on 29 March 2023)

Mr. Zuo Yuehui (appointed on 29 March 2023)

Mr. Sun Tao (appointed on 29 March 2023)

### Independent Non-executive Directors

Mr. Wong Sze Lok

Mr. Meng Likun

Mr. Ge Xinjian

Biographical details of the current Directors are set out in the section headed "Biographies of Directors and Senior Management" on pages 27 to 30 of this annual report.

In accordance with the articles 16.3 and 16.18 of the Articles, Mr. Li Yanjun, Mr. Li Ziwei, Mr. Zuo Yuehui, Mr. Sun Tao and Mr. Ge Xinjian will retire at the 2023 AGM, and being eligible, will offer themselves for re-election at the 2023 AGM.

## CHANGE IN DIRECTORS' INFORMATION

As of the date of this annual report, save as those disclosed in the section headed "Directors" above, there was no information of the Company in relation to Directors required to be disclosed pursuant to Rule 13.51B of the Listing Rules.

## REPORT OF THE DIRECTORS

### SERVICE CONTRACTS OF THE DIRECTORS

The Company has re-entered into a director service contract with each Director. The main details are as follows:

On 8 April 2021, Mr. Wong Sze Lok and the Company entered into a director service contract with a term of three years;

On 25 November 2022, each of Mr. Li Yanjun, Mr. Li Ziwei, Mr. Sun Jianhua, Mr. Tu Quanping, Mr. Meng Likun and Mr. Ge Xinjian entered into a director service contract with the Company for a term of three years;

On 29 March 2023, Mr. Sun Jianhua and Mr. Tu Quanping resigned as executive Directors of the Company and terminated the service contract of directors; and

On 29 March 2023, each of Mr. Zuo Yuehui and Mr. Sun Tao entered into a director service contract with the Company for a term of three years;

All directors may terminate or renew their service contract in accordance with their respective contractual terms; none of the Directors has signed with the Company any service contract that shall not be terminated without compensation (exclusive of statutory compensation) within one year.

### REMUNERATION FOR THE DIRECTORS AND TOP FIVE HIGHEST PAID INDIVIDUALS

Detailed information on remuneration for the Directors and top five highest paid individuals of the Company is set out in Notes 14 and 15 to the consolidated financial statements.

None of the Directors has agreed to waive any remuneration for the year ended 31 December 2022. The remuneration for the Directors was proposed by the remuneration committee of the Company (the "**Remuneration Committee**"), which would take into account remuneration paid by similar companies, conditions of employment, responsibilities and individual performance when proposing the remuneration.

### EMOLUMENT POLICIES

The emolument policies of the Group are based on performance, experience, competence and the level of comparable companies in the market. Remuneration packages generally comprise salary, housing allowance, contribution to pension schemes and discretionary bonus relating to the performance of the Group.

### INDEPENDENCE OF INDEPENDENT NON-EXECUTIVE DIRECTORS

The Company has received, from each of the independent non-executive Directors, an annual confirmation of his independence pursuant to Rule 3.13 of the Rules Governing the Listing of Securities on the Stock Exchange (the "**Listing Rules**"). The Company considers that all of the independent non-executive Directors are independent in accordance with the guidelines set out in the Listing Rules.

## REPORT OF THE DIRECTORS

### DIRECTORS' AND CHIEF EXECUTIVES' INTERESTS AND SHORT POSITIONS IN SHARES, UNDERLYING SHARES AND DEBENTURES OF THE COMPANY AND ITS ASSOCIATED CORPORATIONS

As at 31 December 2022, the interests or short positions of the Directors and chief executives of the Company in the Shares, underlying Shares or debentures of the Company or its associated corporations (within the meaning of Part XV of the Securities and Futures Ordinance (Chapter 571 of the Laws of Hong Kong) (the "SFO")), which were required to be notified to the Company and the Stock Exchange pursuant to Divisions 7 and 8 of Part XV of the SFO (including interests or short positions which were taken or deemed to have under such provisions of SFO) or which were required, pursuant to Section 352 of the SFO, to be entered in the register referred to therein, or as otherwise notified to the Company and the Stock Exchange pursuant to the Model Code for Securities Transactions by Directors of Listed Issuers (the "Model Code"), were as follows:

#### Interests in the Shares:

Name of Directors	Capacity/nature of interest	Number of Shares (long position)	Approximate percentage of issued Shares
Mr. Li Ziwei	Founder of a discretionary trust <sup>(2)(3)</sup>	1,181,480,000 <sup>(L)</sup>	72.25%
Mr. Li Yanjun	Interests held jointly with another person <sup>(2)(3)</sup>	1,181,480,000 <sup>(L)</sup>	72.25%

#### Notes:

- (1) The letter "L" denotes long position in the Shares.
- (2) Mr. Li Ziwei is the settlor, protector and a beneficiary of the Chak Trust with Credit Suisse Trust Limited as the trustee which holds the entire issued share capital of Hengshi Holdings Limited (holding 100% issued share capital of Hengshi International Investments Limited) through Chak Limited, and is the settlor, protector and a beneficiary of the Seven Trust with Credit Suisse Trust Limited as the trustee which holds the entire issued share capital of Aowei International Developments Limited through Seven Limited. Pursuant to the Confirmation Letters, Mr. Li Ziwei and Mr. Li Yanjun have acted and will continue to act in concert to make decisions and exercise discretions in respect of the matters of the Chak Trust and the Seven Trust and exercise all voting rights attached to the shares of Hengshi International Investments Limited and Aowei International Developments Limited, respectively. Therefore, Mr. Li Ziwei and Mr. Li Yanjun are deemed to be interested in the 1,147,730,000 Shares held by Hengshi International Investments Limited (which is 100% owned by Hengshi Holdings Limited) as disclosed above and the 33,750,000 Shares held by Aowei International Developments Limited.
- (3) Mr. Li Yanjun and Mr. Li Ziwei through the controlled corporations of Mr. Li Ziwei provided an interest in 1,089,630,000 shares as security to a person other than a qualified lender.

## REPORT OF THE DIRECTORS

### SUBSTANTIAL SHAREHOLDERS' INTERESTS OR SHORT POSITIONS IN THE SHARES AND UNDERLYING SHARES OF THE COMPANY

As of 31 December 2022 and so far as is known to the Directors, the interests or short positions of the substantial shareholders, other than the Directors or the chief executives of the Company whose interests or short positions in the shares of the Company and of its associated corporations (within the meaning of Part XV of the SFO) as set out above, who had 5% or more interests or short positions in the Shares and underlying Shares as recorded in the register required to be maintained by the Company under Section 336 of the SFO, were as follows:

Name of Shareholders	Capacity/nature of interest	Number of Shares (long position)	Approximate percentage of issued Shares
Aowei International Developments Limited	Beneficial owner <sup>(2)(3)</sup>	1,181,480,000 <sup>(L)</sup>	72.25%
Chak Limited	Interest in controlled corporation <sup>(2)(3)</sup>	1,181,480,000 <sup>(L)</sup>	72.25%
Credit Suisse Trust Limited	Trustee	1,181,480,000 <sup>(L)</sup>	72.25%
Hengshi Holdings Limited	Interest in controlled corporation <sup>(2)(3)</sup>	1,181,480,000 <sup>(L)</sup>	72.25%
Hengshi International Investments Limited	Beneficial owner <sup>(2)(3)</sup>	1,181,480,000 <sup>(L)</sup>	72.25%
Seven Limited	Interest in controlled corporation <sup>(2)(3)</sup>	1,181,480,000 <sup>(L)</sup>	72.25%
Fresh Idea Ventures Limited	Person having a security interest in shares <sup>(4)</sup>	1,089,630,000 <sup>(L)</sup>	63.63%
Huarong International Financial Holdings Limited	Interest in controlled corporation <sup>(4)</sup>	1,089,630,000 <sup>(L)</sup>	63.63%
China Huarong Asset Management Co., Ltd.	Interest in controlled corporation <sup>(4)</sup>	1,089,630,000 <sup>(L)</sup>	63.63%

*Notes:*

- (1) The letter "L" denotes long position in the Shares.
- (2) Hengshi Holdings Limited holds 100% issued share capital of Hengshi International Investments Limited, thus Hengshi Holdings Limited is deemed to be interested in the 1,147,730,000 Shares held by Hengshi International Investments Limited. Chak Limited holds 100% issued share capital of Hengshi Holdings Limited, thus Chak Limited is deemed to be interested in the 1,147,730,000 Shares held by Hengshi International Investments Limited. Seven Limited holds 100% issued share capital of Aowei International Developments Limited, thus Seven Limited is deemed to be interested in the 33,750,000 Shares held by Aowei International Developments Limited.



## REPORT OF THE DIRECTORS

- (3) Aowei International Developments Limited and Hengshi International Investments Limited provided an interest in 1,089,630,000 Shares as security to a person other than a qualified lender. Each of Chak Limited, Credit Suisse Trust Limited, Hengshi Holdings Limited and Seven Limited, by virtue of their relationship with Aowei International Developments Limited and Hengshi International Investments Limited as disclosed in note (2) above, is deemed to have provided an interest in 1,089,630,000 Shares as security to a person other than a qualified lender.
- (4) Fresh Idea Ventures Limited acquired security interest in an aggregate of 1,089,630,000 Shares. Fresh Idea Ventures Limited is 100% controlled by Linewear Assets Limited, which in turn is 100% controlled by Huarong International Financial Holdings Limited. Huarong International Financial Holdings Limited is thus deemed to be interested in the aforesaid 1,089,630,000 Shares. Huarong International Financial Holdings Limited is controlled by Camellia Pacific Investment Holding Limited as to 51%, which in turn is 100% controlled by China Huarong International Holdings Limited. China Huarong International Holdings Limited is controlled by China Huarong Asset Management Co., Ltd., Huarong Industrial Investment & Management Co. Ltd., and Huarong Zhiyuan Investment & Management Co., Ltd. as to 84.84%, 13.36%, and 1.80%, respectively. Each of Huarong Industrial Investment & Management Co. Ltd., and Huarong Zhiyuan Investment & Management Co., Ltd. is 100% controlled by China Huarong Asset Management Co., Ltd.. China Huarong Asset Management Co., Ltd. is thus deemed to be interested in the aforesaid 1,089,630,000 Shares.

Mr. Li Ziwei and Mr. Li Yanjun are the ultimate controlling shareholders of Chak Limited, Hengshi Holdings Limited, Hengshi International Investments Limited, Seven Limited and Aowei International Developments Limited. Therefore, Chak Limited, Hengshi Holdings Limited, Hengshi International Investments Limited, Seven Limited and Aowei International Developments Limited are deemed to be interested in all the 1,181,480,000 shares. Pursuant to the Confirmation Letters, Mr. Li Ziwei and Mr. Li Yanjun have acted and will continue to act in concert to make decisions and exercise discretions in respect of the matters of the Chak Trust and the Seven Trust and exercise all voting rights attached to the shares of Hengshi International Investments Limited and Aowei International Developments Limited, respectively.

Save as disclosed above, so far as is known by or otherwise notified to the Directors, no other person or entity (other than the Director(s) or chief executive(s) of the Company) had interests or short positions in the Shares or underlying Shares representing 5% or more of the issued share capital of the Company as of 31 December 2022.

## RIGHTS TO ACQUIRE THE COMPANY'S SECURITIES AND EQUITY-LINKED AGREEMENTS

At no time during the year ended 31 December 2022 was the Company, or any of its holding companies or subsidiaries, or any of its fellow subsidiaries, a party to any arrangement to enable the Directors or chief executive of the Company or their respective associates (as defined under the Listing Rules) to have any right to subscribe for securities of the Company or any of its associated corporations as defined in the SFO or to acquire benefits by means of acquisition of shares in, or debentures of, the Company or any other body corporate, nor did the Company enter into any equity-linked agreement.

## PRE-EMPTIVE RIGHTS

Pursuant to the Articles of Association, in which the Company was incorporated in the British Virgin Islands and continued in the Cayman Islands, and the laws of the Cayman Islands, there is no provision in relation to pre-emptive rights applicable to the Company.

## REPORT OF THE DIRECTORS

### SHARE OPTION SCHEME

As at the date of this report, the Company did not adopt any share option scheme.

### MANAGEMENT CONTRACTS

Save for service contracts of the Directors, the Company has not entered into any contract with any individual, firm or body corporate to manage or administer the whole or any substantial part of any business of the Company during the year.

### CONNECTED TRANSACTIONS

On 28 September 2021, Laiyuan County Aowei Mining Investments Co., Ltd. entered into the Property Lease Agreement (the “**2021 Property Lease Agreement**”) with Beijing Tongchan Ritan Club Co., Ltd. (“**Ritan Club**”), a subsidiary of Hebei Aowei Industrial Group Co., Ltd. (“**Aowei Group**”):

Laiyuan County Aowei Mining Investments Co., Ltd. rented a property in Beijing as office from Ritan Club from 1 October 2021 to 30 September 2024 (both days inclusive) at the annual rent of RMB1,720,000.00 with a term of three years. Please refer to the announcement dated on 28 September 2021 for details.

Since Mr. Li Yanjun is a director and one of the controlling shareholders of the Company, Mr. Li Yanjun is a connected person of the Company. Considering that Aowei Group holds 99% of equity interest of Ritan Club and Mr. Li Yanjun holds 99% of equity interests of Aowei Group, Aowei Group and Ritan Club are associates of Mr. Li Yanjun, which is thereby a connected person of the Company. Therefore, the transactions under the Beijing Tenancy Agreement and the 2021 Property Lease Agreement constitute connected transactions.

In accordance with IFRS 16, Leases, the lease transaction under the 2021 Property Lease Agreement was regarded as the acquisition of assets. Therefore, the Company will recognise the value of right-of-use asset in respect for the relevant leasing property under the 2021 Property Lease Agreement in the Consolidated Statement of Financial Position of 2022.

All related party transactions were disclosed in Note 39 to the consolidated financial statements, which also constituted the connected transactions as defined in Chapter 14A of the Listing Rules. The Company has complied with the disclosure requirements under Chapter 14A of the Listing Rules for the year ended 31 December 2022.

### SIGNIFICANT CONTRACTS

Save as disclosed in the section headed “Connected Transactions” of this annual report, none of the Company or any of its subsidiaries entered into material contracts with the controlling Shareholder or any of its subsidiaries other than the Group, nor was there any material contract between the Group and the controlling Shareholder or any of its subsidiaries other than the Group in relation to provision of services.

## REPORT OF THE DIRECTORS

### COMPLIANCE OF DEED OF NON-COMPETITION

The Company entered into a deed of non-competition (the “**Deed of Non-Competition**”) with Mr. Li Ziwei, Mr. Li Yanjun, Hengshi International Investments Limited and Hengshi Holdings Limited (collectively, the “**Controlling Shareholders**”) on 12 November 2013. Pursuant to the Deed of Non-Competition, each Controlling Shareholder has undertaken to the Company (for itself and in favour of its subsidiaries) that they will not, profitably or non-profitably, and will procure their associates (except any members of the Group) not to, directly or indirectly, either on his own or in conjunction with or on behalf of any person, firm or company, among other things, carry on, participate in or hold interests in or engage in or acquire or hold construction, development, operation or management of any business or activity which competes or may compete with the business of the Group, being the exploration, mining, processing and trading of iron ore products and the major products including iron ores, preliminary concentrates and iron ore concentrates (the “**Restricted Business**”). The Controlling Shareholders have also granted us an option for new business opportunities, a pre-emptive right and an option for acquisition to acquire any potential interest in their business which competes or is likely to compete, either directly or indirectly, with the Restricted Business.

In accordance with the Deed of Non-Competition, the independent non-executive Directors are responsible for reviewing and considering whether exercising the option for new business opportunities, pre-emptive right and the option for acquisition as well as conducting annual review of implementation of the Deed of Non-Competition on behalf of the Company. Each Controlling Shareholder has made annual confirmation of compliance with the Deed of Non-Competition, and the independent non-executive Directors have also reviewed the implementation of the Deed of Non-Competition, and confirmed that the Controlling Shareholders have fully abided by the Deed of Non-Competition without any breach of the Deed of Non-Competition.

### DIRECTORS’ INTERESTS IN TRANSACTIONS, ARRANGEMENTS OR CONTRACTS OF SIGNIFICANCE

Save as disclosed in this annual report, there were no transactions, arrangements, or contracts of significance in relation to the business of the Group, to which the Company, its parent, its subsidiaries or fellow subsidiaries was a party and in which a Director or an entity connected with a Director had a material interest, whether directly or indirectly, subsisted at the end of the year or at any time during the year.

### CONTROLLING SHAREHOLDER’ INTERESTS IN TRANSACTIONS, ARRANGEMENTS OR CONTRACTS OF SIGNIFICANCE

No contracts of significance for the provision of services to the Company or any of its subsidiaries by a controlling shareholder (as defined in the Listing Rules) of the Company or any of its subsidiaries subsisted at the end of year or at any time during the year.

No contracts of significance between the Company or any of its subsidiaries and a controlling shareholder (as defined in the Listing Rules) of the Company or any of its subsidiaries subsisted at the end of the year or at any time during the year.

## REPORT OF THE DIRECTORS

### DIRECTORS' INTERESTS IN COMPETING BUSINESS

As at 31 December 2022, having made specific enquiries to all Directors, all of them have confirmed that neither themselves nor their respective close associates (as defined in the Listing Rules) held any competing interests in any business which competes or is likely to compete either directly or indirectly with the business of the Group.

### SIGNIFICANT SUBSEQUENT EVENTS

There were no significant subsequent events affecting the Group which occurred since 1 January 2023 and up to the date of this annual report.

### MODEL CODE FOR SECURITIES TRANSACTIONS

The Company has adopted the Model Code as its own code of conduct for dealing in securities of the Company by the Directors. Having made specific enquiries to all the Directors of the Company, all the Directors confirmed that they have complied with the required standard of dealings as set out in the Model Code throughout the year ended 31 December 2022.

### PURCHASE, SALE OR REDEMPTION OF THE COMPANY'S LISTED SECURITIES

Throughout the year ended 31 December 2022, neither the Company nor any of its subsidiaries has purchased, sold or redeemed any of the Company's listed securities.

### PUBLIC FLOAT

Based on the information that is publicly available to the Company and within the knowledge of the Directors, the Company has maintained the public float as required under the Listing Rules as at the date of this annual report.

### KEY RELATIONSHIPS WITH EMPLOYEES, CUSTOMERS AND SUPPLIERS

The Group recognizes the significance of good relationship with employees, customers and suppliers to the long-term development of the Group's business.

- **Employees**

As to the employees' relationship, the Group has taken various measures to improve employees' benefit, regularly evaluate employees' performance, and implement targeted training courses to help employees develop their career and promote within the Group. At the same time, management and employees also maintain good communication, and employees are encouraged to provide feedback.

## REPORT OF THE DIRECTORS

- **Suppliers**

During the year, the Group's suppliers mainly consist of mining contractors, transportation contractors, suppliers of production-related materials and trading companies. The Group selected the suppliers based on various criteria, including but not limited to qualifications and reputation. The Group has established a long-term relationship with the major mining contractors, transportation contractors, suppliers of production-related materials and trading companies. The Group has always adhered to business principles with integrity and bona fide, and maintained good business relationships with major suppliers, and contracts with them were all entered into and performed on mutually beneficial basis. No incidents that will adversely affect the Group's product supply have occurred during the year.

- **Customers**

The Group maintained good relationships with customers who require a stable supply of bulk raw materials. The Group's customers mainly consist of iron and steel plants, processing plants and trading companies that purchase iron ore as raw materials. During the Reporting Period, no incidents that will adversely affect the Group's accounts receivable have occurred. If the customer's debt repayment ability is affected and the term of borrowing is extended as a result, the Group will safeguard its own legal rights and interests through various means to reduce the risk of bad debts.

## RETIREMENT AND EMPLOYEES' BENEFIT PLAN

Detailed information on the retirement and employees' benefit plan of the Company is provided in Note 34 to the consolidated financial statements.

## ENVIRONMENTAL POLICIES AND COMPLIANCE WITH LAWS AND REGULATIONS

The Company regards sustainable development as the key to its survival. The Company has paid close attention to the latest development of environmental protection laws and regulations, and has been focusing on maintaining close contact with stakeholders, actively responding to their needs, and taking those into consideration in daily operations or formulating relevant strategies. The Company strives to strike a balance between creating economic value and environmental impact, so as to create a win-win situation for the Group, the society and the environment.

The Group adheres to the principle of "ecological priority" and practices the concept of "green development", strictly complies with the requirements of relevant environmental laws and regulations, and strives to achieve the goal of balancing business development and environmental protection by implementing effective environmental protection and energy reduction measures to reduce the impact on the environment during mining, processing and transportation.

During the Reporting Period, the Group has formulated a pollutant control and waste disposal mechanism to reduce dust, noise, waste rock and tailings generated in the production and operation process, and control greenhouse gas emissions by reducing energy consumption through equipment upgrading and process technology transformation. The Group advocates green office and encourages employees to develop environmentally friendly working habits. For further information on the Company's environmental performance for the year, please refer to the Environmental, Social and Governance Report to be separately published by the Company. The report will be uploaded to the websites of the Stock Exchange ([www.hkexnews.hk](http://www.hkexnews.hk)) and the Company after its publication.

## REPORT OF THE DIRECTORS

### SIGNIFICANT LEGAL PROCEEDINGS

For the year ended 31 December 2022, the Group has not been involved in any significant legal proceedings or arbitration. To the knowledge of the Directors, there are no significant legal proceedings or claims pending or threatened against the Group.

### AUDITOR

The Company engaged Asian Alliance (HK) CPA Limited as the auditor of the Company for the year ended 31 December 2022. A resolution for the re-appointment of Asian Alliance (HK) CPA Limited as the auditor of the Company will be proposed for approval by the Shareholders at the 2023 AGM.

By order of the Board

**Mr. Li Yanjun**

*Chairman of the Board*

29 March 2023

# CORPORATE GOVERNANCE REPORT

The Board of Directors (the “**Board**”) of Aowei Holding Limited (the “**Company**”) is committed to maintaining high standards of corporate governance to safeguard the interests of Shareholders and to enhance the Group’s performance. The Group believes that good corporate governance can effectively improve corporate management, business operation and development, and bring more long-term benefits to the Group and its shareholders. The Corporate Governance Policy adopted by the Company is based on the principles, code provisions and certain recommended best practices set out in the Corporate Governance Code contained in Appendix 14 to the Listing Rules and is in the best interests of the Company and its shareholders. During the period from 1 January 2022 to 31 December 2022, the Company has complied with the Corporate Governance Policy and the remaining code provisions as set out in the Corporate Governance Code contained in Appendix 14 to the Listing Rules, and has also satisfied the majority of the recommended best practices specified in the Corporate Governance Code contained in Appendix 14 to the Listing Rules.

The Board as a whole is responsible for performing the corporate governance duties and ensuring compliance with the Listing Rules. The Board reviews at least annually the corporate governance practices of the Company to ensure its continuous compliance with the Corporate Governance Code, and make appropriate changes if considered necessary.

Set out below is the detailed discussion of the corporate governance practices adopted and observed by the Company during the year ended 31 December 2022 (the “**Reporting Period**”).

## DIRECTORS’ SECURITIES TRANSACTIONS

The Company has adopted the Model Code for Securities Transactions by Directors of Listed Issuers (the “**Model Code**”) as its own code of conduct for dealing in securities of the Company by the Directors. Having made specific enquiry to all the Directors of the Company, all the Directors confirmed that they have complied with the required standard of dealings as set out in the Model Code throughout the year ended 31 December 2022.

## BOARD OF DIRECTORS

The Board is collectively responsible for leading and overseeing the Group’s business with the objective of enhancing Shareholders’ value. The Company adheres to the core values of “create wealth for the society, create value for our shareholders, create prospects for our employees”, and emphasizes that interests of enterprises and employees are in common. Through staff trainings and the establishment of reasonable rules and regulations to implement the concept, a hardworking and diligent corporate culture is formed thereby improving the competitiveness and promoting the sustainability of the Company. The Board currently comprises a combination of executive Directors and independent non-executive Directors. At least one of the independent non-executive Directors possesses appropriate professional qualifications (or accounting or related financial management expertise) as required by the Listing Rules. This provides a healthy professional relationship between the Board and the management to shape the strategic process. The management shall provide members of the Board and specialized committees under the Board with appropriate and sufficient information in a timely manner so as to update them with the latest developments of the Group and to better facilitate the discharge of their duties. The management is accountable to the Board, executing the strategies and plans formulated by the Board, and making decisions in relation to the day-to-day operation of the Group. The management reports monthly to the Board on the operation and financial performance of the Group. The Board is also supported by other key committees to independently supervise management. Those key committees are the audit committee, remuneration committee and nomination committee and are comprised mainly of independent non-executive Directors.

## CORPORATE GOVERNANCE REPORT

As at the date of this annual report, the composition of the Board and committees were as follows:

Name of Directors	Audit Committee	Remuneration Committee	Nomination Committee
<b>Executive Directors</b>			
Li Yanjun ( <i>Chairman</i> )	–	–	C
Li Ziwei ( <i>Chief Executive Officer</i> )	–	M	–
Sun Jianhua (resigned on 29 March 2023)	–	–	–
Tu Quanping (resigned on 29 March 2023)	–	–	–
Zuo Yuehui (appointed on 29 March 2023)	–	–	–
Sun Tao (appointed on 29 March 2023)	–	–	–
<b>Independent Non-executive Directors</b>			
Wong Sze Lok	C	–	M
Meng Likun	M	C	M
Ge Xinjian	M	M	–

*Notes:*

C: Chairman  
M: Member

As of 31 December 2022, the Board consisted of seven Directors including four executive Directors and three independent non-executive Directors. The number of independent non-executive Directors complied with the requirement of Rule 3.10(A) of the Listing Rules. Each independent non-executive Director has given an annual confirmation of his independence pursuant to Rule 3.13 of the Listing Rules. Non-executive Directors (including independent non-executive Directors) are appointed for a specific term (no more than three years) and subject to retirement by rotation. In accordance with article 16.18 of the Company's articles of association, Mr. Ge Xinjian shall retire by rotation and, being eligible, offer himself for re-election at the forthcoming annual general meeting. Mr. Ge Xinjian was appointed as independent non-executive Director in 2013 and has served as an independent non-executive Director for over nine years. The Nomination Committee and the Board consider that during his tenure of office, Mr. Ge Xinjian was able to fulfill all the requirements under Rule 3.13 of the Listing Rules relating to the independence of the independent non-executive Directors and provided the Company with annual confirmation of his independence. Mr. Ge Xinjian does not participate in the daily operations of the Group and he has no interest conflicting with the Group's interest and has continuously provided independent advice to the Board. The Board is not aware of any foreseeable event that may occur and affect the independence of Mr. Ge Xinjian, and the Board considers that he is and will continue to be independent of the Company notwithstanding, Mr. Ge Xinjian has been serving the Company for more than nine years. In addition, Mr. Ge Xinjian has sufficient time to perform his duties. During the Review Period, Mr. Ge Xinjian attended all general meetings, Board meetings and various committees meetings organized by the Company and provided effective independent opinions on the operation and development of the Company with his own professional levels in the mining industry. Mr. Ge Xinjian has made significant contributions to the Board and his professional qualifications can contribute to the diversity of the Board of the Company. Accordingly, the Board is of the view that Mr. Ge Xinjian is eligible for re-election at the forthcoming annual general meeting. The Board will continue to review the independence of each independent non-executive Director on an annual basis.

The biographical details of the Directors are set out in the section headed "Biographies of Directors and Senior Management" of this annual report. Mr. Li Yanjun and Mr. Li Ziwei are parent-child relationship. Save as disclosed above, none of the members of the Board has any financial, business or family relationships or any relationships in other material aspects with other members.



## CORPORATE GOVERNANCE REPORT

The key roles of the Board are:

- to guide the overall development, corporate strategies and directions of the Group, approve the Board's policies, strategies and financial objectives of the Group and monitor the performance of management;
- to ensure effective management leadership of the highest quality and integrity;
- to approve major funding proposal and investments; and
- to provide overall insight in the proper conduct of the Group's business.

During the year, the Company held four regular and five special Board meetings for reviewing and approving the financial and operating performance and considering the overall strategies and policies of the Group, etc. Sufficient notice (at least 14 days-notice for regular Board meetings) convening the Board meeting was dispatched to the Directors setting out the matters to be discussed. All Directors were given an opportunity to include matters in the agenda for the Board meeting and had access to the company secretary of the Company (the "Company Secretary") to ensure that all Board procedures and all applicable rules and regulations were followed. The independent non-executive Directors also put forward independent professional opinions and suggestions to the Board in respect of the Company's business development, major decisions, risk management and internal control. The Board also enabled the Directors to seek independent professional advice at the Company's expense in appropriate circumstances. The Board considered that the above mechanisms are able to ensure independent views and input available, and will review the implementation and effectiveness such mechanisms annually. At the meetings, the Directors were provided with the relevant documents to be discussed and approved. The Company Secretary was responsible for keeping minutes for the Board meetings.

During the year, the Company held one general meeting. The attendance records of the meetings held by the Board, Audit Committee, Remuneration Committee, Nomination Committee and general meetings during the year ended 31 December 2022 are set out below:

Name of Directors	Number of meeting attended/Number of meeting held				
	Board meeting	Audit committee meeting	Remuneration Committee meeting	Nomination Committee meeting	Annual general meeting
<b>Executive Directors</b>					
Li Yanjun ( <i>Chairman</i> )	9/9	–	–	2/2	1/1
Li Ziwei ( <i>Chief Executive Officer</i> )	9/9	–	3/3	–	1/1
Sun Jianhua (resigned on 29 March 2023)	9/9	–	–	–	1/1
Tu Quanping (resigned on 29 March 2023)	9/9	–	–	–	1/1
Zuo Yuehui (appointed on 29 March 2023)	–	–	–	–	–
Sun Tao (appointed on 29 March 2023)	–	–	–	–	–
<b>Independent Non-executive Directors</b>					
Wong Sze Lok	9/9	4/4	–	2/2	1/1
Ge Xinjian	9/9	4/4	3/3	–	1/1
Meng Likun	9/9	4/4	3/3	2/2	1/1

# CORPORATE GOVERNANCE REPORT

## DIRECTORS' TRAINING

According to code provision C.1.4 of the CG Code, all Directors should participate in a continuous professional development course and refresh their knowledge and skills to ensure that they continue to contribute to the Board with comprehensive information and where necessary.

All Directors have been provided with training on their duties and responsibilities as a director of a listed company, the compliance issues under the Listing Rules and anti-corruption. The Company continuously updates Directors on the latest developments regarding the Listing Rules and other applicable regulatory requirements, including the Practical Guide to the Corruption Prevention System for Listed Companies published by Independent Commission Against Corruption of the Hong Kong Special Administration Region, to ensure their compliance and enhance their awareness of good corporate governance practices.

All directors had provided the Company with their respective training records pursuant to the CG Code. During the Reporting Period, all Directors have participated in appropriate continuous professional development by ways of attending training or reading materials relevant to the Company's business or to Directors' duties and responsibilities.

During the year ended 31 December 2022, the records of the training attended by the Directors are set out as follows:

Name	Position	Types of Training
Li Yanjun	Chairman and Executive Director	A,B
Li Ziwei	Executive Director and Chief Executive Officer	A,B
Sun Jianhua (resigned on 29 March 2023)	Executive Director and Chief Financial Officer	A,B
Tu Quanping (resigned on 29 March 2023)	Executive Director	A,B
Wong Sze Lok	Independent non-executive Director	A,B
Ge Xinjian	Independent non-executive Director	A,B
Meng Likun	Independent non-executive Director	A,B

*Notes:*

A: attending seminars and/or conferences and/or forums relating to Directors' duties or other relevant topics.

B: reading newspaper, journals and updates relating to the economy, general business or Directors' duties, etc.

## CORPORATE GOVERNANCE REPORT

### CHAIRMAN AND CHIEF EXECUTIVE OFFICER

The positions of the chairman of the Board and the chief executive officer of the Company are segregated and held by different individuals in order to ensure the independence and accountability of their respective duties and a balanced distribution of power and authority between them. Mr. Li Yanjun is the chairman and is responsible for the management and effective operation of the Board, ensuring that all major and appropriate issues are discussed by the Board in a timely and constructive manner. Mr. Li Ziwei is the chief executive officer and is responsible for the daily operational activities of the Group and accountable to the Board for the overall operations of the Group. During the Reporting Period, the chairman held one meeting with the independent non-executive Directors without the presence of the other Directors.

The chairman chairs the Board meetings and briefs the Board members on the issues discussed at the Board meetings. The chairman also ensures that the Board members work together with the management with the capability and authority to enable management to express constructive views on various matters, including strategic issues and business planning processes.

### APPOINTMENT AND RE-ELECTION OF THE DIRECTORS

According to the Articles, at each annual general meeting, one-third of the Directors are subject to retirement by rotation or, if the number is not a multiple of three, then the number nearest to but not less than one-third shall retire from the office and shall be eligible for re-election. The Directors to be retired by rotation shall be those who have been longest in office since their last appointment or re-election. Every Director shall be subject to retirement at an annual general meeting at least once every three years. Any other appointment, resignation, removal or re-designation of Director will be timely disclosed to the Shareholders by announcement, and such announcement shall include the reasons given by the Director for his resignation.

The Board selects and recommends candidates for directorship having regard to the balance of skills and experience appropriate to the Company's business.

### COMPANY SECRETARY

For the year ended 31 December 2022, Ms. Kwong Yin Ping, Yvonne is the Company Secretary of the Company. Ms. Kwong Yin Ping, Yvonne has taken no less than 15 hours of relevant professional training in compliance with Rule 3.29 of the Listing Rules. The main contact of Ms. Kwong in the Company is Mr. Li Ziwei.

The Company Secretary of the Company shall be responsible for ensuring good information flow among members of the Board and that the policies and procedures of the Board are followed. The Company Secretary make recommendations on governance matters to the Board through the chairman of the Board and the chief executive officer, and shall also arrange for induction training and professional development of the Directors.

# CORPORATE GOVERNANCE REPORT

## SPECIALIZED COMMITTEES UNDER THE BOARD

The Board has established four committees, namely, the Audit Committee, the Remuneration Committee, the Nomination Committee and the Independent Investigation Committee to provide the Board with specialized decision-making support, of which the Independent Investigation Committee has been dissolved upon completion of the Independent Investigation in December 2022. The Company has established and updated systematically the terms of reference of the Audit Committee, the Remuneration Committee and the Nomination Committee as required by the Listing Rules as well as its amendment, which clearly set out duties of each of the committees.

### AUDIT COMMITTEE

The Company established an audit committee with written terms of reference in compliance with the Rule 3.21 of the Listing Rules. The Audit Committee consists of three members (including all independent non-executive Directors), namely, Mr. Wong Sze Lok (Chairman of the Committee) who possesses the appropriate professional qualification or accounting or related financial management expertise, Mr. Ge Xinjian and Mr. Meng Likun. The written terms of reference of the Audit Committee has been made available on the Company's website at [www.aoweiholding.com](http://www.aoweiholding.com) and on the website of the Stock Exchange.

The primary functions of the Audit Committee are: to be responsible for ensuring that the Company has an effective financial reporting and internal control systems in compliance with the Listing Rules, reviewing the risk management and internal control systems of the Company, overseeing the completeness of the financial statements of the Company (including the review of the quarterly, half-yearly and annual results and internal control system), selecting and assessing the independence and qualifications of the Company's external auditor and ensuring effective communication between the Directors and external auditor.

The Audit Committee held four physical meetings during the year ended 31 December 2022. At these four meetings, the Audit Committee discussed and reviewed, among other things, (i) the audited management accounts for the twelve months ended 31 December 2020; (ii) the unaudited management accounts for the six months ended 30 June 2021; (iii) the audited management accounts for the twelve months ended 31 December 2021; (iv) the unaudited management accounts for the six months ended 30 June 2022; (v) internal control systems and procedures and remedial actions to remedy the deficiencies in the internal control review made by the Internal Control Consultant.

The Group established an independent internal audit department directly reporting to the Audit Committee. The internal audit personnel will attend the audit committee meetings and report on internal audit matters annually. If there is any material internal control defects, the internal audit personnel directly reports to the Audit Committee without limitation. The Audit Committee assists the Board in monitoring the risk exposures, the design and operating effectiveness of the relevant risk management and internal control systems. The Audit Committee will report to the Board after properly reviewing the effectiveness of the Group's risk management and internal control systems.

During the year ended 31 December 2022, the Audit Committee has reviewed the risk management and internal control systems and the effectiveness of the Company's internal audit function. Details of the risk management and internal control of the Group are set out on pages 57 to 59 of this report.

# CORPORATE GOVERNANCE REPORT

## REMUNERATION COMMITTEE

The Company established a remuneration committee with written terms of reference in compliance with the Rule 3.25 of the Listing Rules. The Remuneration Committee consists of three members (including one executive Director and two independent non-executive Directors), namely, Mr. Meng Likun (Chairman of the Committee), Mr. Ge Xinjian and Mr. Li Ziwei. The written terms of reference of this committee have been made available on the Company's website at [www.aoweiholding.com](http://www.aoweiholding.com) and on the website of the Stock Exchange.

The primary functions of the Remuneration Committee are: to be responsible for assisting the Board in determining the policy and structure for the remuneration of Directors and senior management, assessing the performance of executive Directors, reviewing incentive schemes and the terms of the Directors' service contracts, fixing the remuneration packages for executive Directors and senior management and reviewing or approving matters relating to the share scheme.

Under the remuneration policy of our Company, the Remuneration Committee will make recommendations to the Board on the amount of remuneration payable to Directors and the senior management, by reference to, among other things, the market level of salaries paid by comparable companies, the respective responsibilities, tenure, commitment, responsibilities and performance of Directors and the senior management. The Remuneration Committee held three physical meetings during the year ended 31 December 2022. At the meeting, the Remuneration Committee discussed and reviewed, among other things, (i) the remuneration policy and structure of the Directors and senior management of the Company for 2020 and 2021; and (ii) the remuneration, benefits and welfare under the renewed Directors' service contracts entered into between the Company and the executive Directors and independent non-executive Directors.

The remuneration payable to the Directors during the year ended 31 December 2022 by band is set out below:

Name of Director	Remuneration Band RMB	Director's Fee %	Salaries, Allowances and Benefits in Kind %	Pension Scheme Contributions %	Total %
<b>Executive Directors</b>					
Mr. Li Yanjun	1,000,000-1,500,000	-	100	-	100
Mr. Li Ziwei	500,000-1,000,000	-	98.2	1.8	100
Mr. Sun Jianhua (resigned on 29 March 2023)	0-500,000	-	86.3	13.7	100
Mr. Tu Quanping (resigned on 29 March 2023)	0-500,000	-	95.2	4.8	100
<b>Independent non-executive Directors</b>					
Mr. Wong Sze Lok	0-500,000	100	-	-	100
Mr. Ge Xinjian	0-500,000	100	-	-	100
Mr. Meng Likun	0-500,000	100	-	-	100

## CORPORATE GOVERNANCE REPORT

Name of Senior Management	Remuneration Band RMB	Director's Fee %	Salaries, Allowances and Benefits in Kind %	Pension Scheme Contributions %	Total %
Zuo Yuehui	0-500,000	–	96.3	3.7	100
Sun Tao	0-500,000	–	94.0	6.0	100
Du Liming	0-500,000	–	95.4	4.6	100

### NOMINATION COMMITTEE

The Company established a nomination committee with written terms of reference in compliance with the Rule 3.27A of the Listing Rules. The Nomination Committee consists of three members (including one executive Director and two independent non-executive Directors), namely, Mr. Li Yanjun (Chairman of the Committee), Mr. Meng Likun and Mr. Wong Sze Lok. The written terms of reference of this committee has been made available on the Company's website at [www.aoweiholding.com](http://www.aoweiholding.com) and on the website of the Stock Exchange.

The principal duties of the Nomination Committee are: to formulate and review the nomination and Board members diversity policies, review the size, structure and composition of the Board, assess the independence of independent non-executive directors, and to make recommendations to the Board on nominations, appointment of Directors and Board succession with adequate consideration to the Board members diversity policy.

The Nomination Committee held two physical meetings during the year ended 31 December 2022. At the meeting, the Nomination Committee discussed and reviewed, among other things, the existing structure, number, composition and diversity of the Board and the sufficiency of time and efforts contributed by the Directors in relation to the performance of their duties of the Board to ensure that it has a balance of expertise, skills and experience appropriate for the requirements of the Group's business and that it is in compliance with the requirements under the Listing Rules.

### DUTIES AND FUNCTIONS

The duties of the Committee are as follows:

- (a) review from time to time the structure, number and composition (including the skills, knowledge and experience) of the Board at least annually and recommend to the Board for its consideration in Policy on selection criteria of potential candidates for directorship of the Company for the Board to achieve a balance of skills, experience and diversity of perspective appropriate to the requirements of the Group's strategic focus and specific business needs. Changes to the Board's composition shall not cause interference to the Company; and shall continue to achieve a balanced composition of the Board so that there is a strong independent element in the Board, which can effectively exercise independent judgment;
- (b) review from time to time and recommend to the Board the succession plan to ensure the stability of the Board to complement the Company's corporate strategy;
- (c) review and report annually on any measurable objectives set for the implementation of the Board Diversity Policy and the Nomination Policy, and the progress on achieving these objectives (if relevant);

## CORPORATE GOVERNANCE REPORT

- (d) receive from a Director referral of suitable qualified candidate for it to assess if the potential candidate meets the above selection criteria, which shall be based on meritocracy and the Board Diversity Policy appropriate for the Company's business and specific business needs; assess and recommend the Board for approval the nomination of the selected candidate as a Director either to fill a casual vacancy or as an addition to the existing Board and/or a member of any Board Committee of the Company and senior management;
- (e) identify individuals suitably qualified to become Directors and select or make recommendations to the Board on the selection of individuals nominated for directorships. The Board and shareholders shall be provided with detailed curriculum vitae of nominated candidates so that they can make well-informed decisions;
- (f) identify and nominate candidates to fill temporary vacancies of Directors for the approval of the Board;
- (g) assess the independence of independent non-executive Directors, review the annual confirmation submitted by independent non-executive Directors in respect of their independence and make disclosure of the findings in the Corporate Governance Report;
- (h) review the time required by Directors in performing their responsibilities on a regular basis;
- (i) make other relevant disclosures in the Corporate Governance Report for approval by the Board in accordance with the Listing Rules;
- (j) make recommendations to the Board on the appointment or re-appointment of Directors and succession planning for Directors, in particular the chairman and the chief executive officer;
- (k) under suitable circumstances, review the Board Diversity Policy and Director Nomination Policy, and measurable objectives and the progress made when the Board implement the policies, as well as the annual disclosure of the findings in the Corporate Governance Report; and
- (l) conform to any requirement, direction, and regulation that may from time to time be contained in the Articles of the Company or imposed by the Listing Rules or law. The Committee is accountable to the Board. Resolutions proposed by the Committee shall be submitted to the Board for consideration and decision, among which, resolutions on the nomination of candidates for Directors shall be submitted to the general shareholders' meeting for consideration and approval upon consideration by the Board. The Committee shall make sure that where the Board proposes a resolution to elect an individual as an independent non-executive director at the general meeting, it should set out in the circular to shareholders and/or explanatory statement accompanying the notice of the relevant general meeting why they believe he/she should be elected and the reasons why they consider him/her to be independent.

# CORPORATE GOVERNANCE REPORT

## DECISION-MAKING PROCEDURES

The Committee shall examine the election criteria and procedures and the term of office of Directors and senior management of the Company in accordance with relevant laws and regulations and the provisions of the Articles while taking into consideration of the Company's actual circumstances. The Committee shall, upon formation of a resolution, submit it to the Board for approval and, if approved, implement it accordingly.

The Nomination Policy of Directors and senior management are as follows:

- (a) the Committee shall actively carry out communications with relevant departments of the Company in examining the Company's demand for new Directors and senior management and prepare written materials;
- (b) the Committee may search for candidates for Directors and senior management on an extensive scale in the Company, holding enterprises (with a controlling or minority interest) and the job market;
- (c) the selection of relevant candidates will consider whether the candidates can complement the other Directors, whether they will enhance the overall talents, experience and expertise of the Board, taking into account the distribution of gender, age, professional experience and qualifications, cultural and educational background and any other factors that the Board considers relevant and applicable to contribute to the diversity of the members of the Board from time to time;
- (d) the Committee shall seek the consent of the nominees on the nomination, otherwise such persons shall not be nominated for Directors and senior management;
- (e) the Committee shall convene a meeting to conduct a qualification check of the preliminary candidates based upon the appointment criteria for Directors and senior management;
- (f) the Committee shall submit to the Board its recommendations on the candidates for Directors and senior management and relevant materials one to two weeks prior to the election of new Directors and the appointment of new senior management; and
- (g) the Committee shall implement other follow-up work in accordance with the decisions and feedback of the Board.

## DIRECTOR NOMINATION POLICY AND BOARD DIVERSITY POLICY MEASURES

The Company's director nomination policy will be based on meritocracy, combining the Company's business model with the specific needs of keeping pace with the times, the selection of relevant candidates will full consider whether the candidates can complement the other Directors, whether they will enhance the overall talents, experience and expertise of the Board, taking into account the distribution of gender, age, professional experience and qualifications, cultural and educational background and the sufficiency of time contributed in relation to the performance of their duties was also full consider etc, as the objective criteria for the selection of Directors. At the same time, the Company takes full account of the benefits of diversity on the Board, diversity at the Board level as an essential element in supporting the attainment of its strategic objectives and its sustainable development. In designing the Board's composition, Board diversity has been considered from a number of aspects, including but not limited to gender, age, cultural and educational background, professional experience, skills, knowledge and length of service. The Company will also introduce different types of talents with professional knowledge and familiar with business types from the perspective of business types of the Company to equip the Board with the appropriate skills, experience and diverse perspectives for the Group's business. The Company holds the belief that the Board diversity will be immensely beneficial for the enhancement of the Company's performance. The Board diversity helps the Board make reasonable decisions, improve efficiency of the Board, make sure high level of corporate governance and develop sustainably.



# CORPORATE GOVERNANCE REPORT

## MEASURABLE OBJECTIVES OF BOARD DIVERSITY POLICY

Selection of candidates for Board membership is based on a range of diversity perspectives, and the ultimate decision is based on merit and contribution that the selected candidates will bring to the Board. As of 31 December 2022, seven Directors of the Board have various professional experience and qualifications, such as steel, mining, mineral processing industry, financial management, investment and financing, compliance and accounting. The Nomination Committee has reviewed the members, structure and composition of the Board, and was of the opinion that the extensive experiences and skills of the Directors in various fields and the rational structure of the Board and accord with Board diversity policy arrangements may enable the Company to maintain high standard operation.

As at the date of this report, all members of the Board are male. As part of its efforts to achieve diversity at the Board level, the Board has set the objective of appointing a female member to the Board no later than 31 December 2024 to achieve gender diversity at the Board level. The Nomination Committee will continue to monitor and actively consider the Board diversity from different aspects and make recommendations to the Board on further actions or plans as necessary.

As of 31 December 2022, the total number of employees (including senior management) was 1,027, of which 991 were male employees, accounting for approximately 96.5% of the total number of employees; 36 were female employees, accounting for approximately 3.5% of the total number of employees. The Company has no gender discrimination in employment and labor practices. The relatively small proportion of female employees is mainly affected by the nature of the mining industry. In the future, the Company will also gradually optimize the gender diversity of employees.

The Nomination Committee will review the structure, size and composition of the Board from time to time and make recommendations to the Board on succession planning for Directors to ensure the stability of the Board to complement the Company's corporate strategy. In identifying individuals suitably qualified to become members of the Board, it identifies individuals suitably qualified to become members of the Board from the Company, its holding (joint-stock) companies and the talent market. It considers whether there is a good complement to other Directors and qualifications, whether there will be an enhancement of the skills, experience and expertise of the Board as a whole, taking into account the gender, age, professional experience and qualifications, cultural and educational background, so that the Board has a balance of skills, experience and gender diversity of perspectives appropriate to the requirements of the Group's strategy and specific business needs. Among them, the nomination of Mr. Zuo Yuehui and Mr. Sun Tao (being senior management) as executive Directors is also a reflection of the succession plan for Directors of the Company.

## CORPORATE GOVERNANCE REPORT

### CORPORATE GOVERNANCE FUNCTIONS

The Board is responsible for performing the following corporate governance functions set out in code provision A.2.1 of the CG Code:

- developing and reviewing the Company's policies and practices on corporate governance;
- reviewing and monitoring the training and continuous professional development of Directors and senior management;
- reviewing and monitoring the Group's policies and practices in compliance with legal and regulatory requirements;
- developing, reviewing and monitoring the code of conduct and compliance manual applicable to employees and the Directors; and
- reviewing the Group's compliance with the CG Code and disclosure in the Corporate Governance Report as set out in the Company's annual report. The Board had discussed and reviewed the aforesaid works at the Board meetings held during the Reporting Period.

### REMUNERATION OF AUDITOR

During the year ended 31 December 2022, the total fees paid/payable of annual audit services and non-audit services provided by Asian Alliance (HK) CPA Limited, the external auditor of the Company, to the Company are set out below:

	Fee paid/payable RMB'000
Audit Services:	
2022 annual audit	2,850
Non-audit services:	
Perform agreed-upon procedures on interim financial information	650

The Audit Committee is responsible for making recommendation to the Board as to the appointment, re-appointment and removal of the external auditor, which is subject to the approval by the Board and at the general meetings of the Company by the Shareholders.

## CORPORATE GOVERNANCE REPORT

### DIRECTORS AND AUDITOR'S RESPONSIBILITY FOR PREPARATION OF THE FINANCIAL STATEMENTS

The Directors acknowledged their responsibilities for preparing the financial statements for the year ended 31 December 2022, which gave a true and fair view of the state of affairs, the results and cash flows of the Group for that year. The Company allocated sufficient resources to prepare the audited accounts. Senior management was required to present and explain the financial reporting and matters that materially affected or may have material impact on the financial performance and operations of the Company to the Audit Committee and the Board and to respond to the queries and concerns raised by the Audit Committee and the Board to their trust. The consolidated financial statements have been prepared in accordance with IFRSs. In addition, the financial statements included appropriate disclosure made in accordance with the Listing Rules and the Companies Ordinance. The responsibility of the external auditor of the Company for preparing the financial statements of the Group was set out in the Independent Auditor's Report of this annual report.

### RISK MANAGEMENT AND INTERNAL CONTROLS

The Board has overall responsibility for the risk management and internal control systems of the Group. The risk management and internal control systems were designed to provide reasonable (but not absolute) assurance against material misstatement or loss, and to manage (but not fully eliminate) the mistakes of the Group's operational systems and the risks of failure to achieve the Group's business objectives. The Audit Committee reviewed the adequacy and effectiveness of the risk management and internal control systems of the Group through active communication and discussion with management, internal audit and external auditor, and the results were reported to the Board.

Reference is made to the announcement of the Company dated 29 March 2021. In or around March 2021, the former auditor of the Company identified seven Audit Issues (as defined in the announcement of the Company dated 29 March 2021) during the auditing process for the year ended 31 December 2020. As part of its procedures to resolve such Audit Issues, the Company established the Independent Investigation Committee (comprising all of the members of the Audit Committee) and appointed an independent investigator to conduct an independent investigation on the Audit Issues. The Independent Investigation Committee reviewed the independent investigation report on 8 December 2021 (and the supplemental investigation report on 30 August 2022) containing findings of the investigation of the independent investigator and its recommendation to rectify internal control deficiencies of the Group. For details of the Audit Issues, key findings and the results of the independent investigation and identified internal control deficiencies, please refer to the announcements of the Company dated 29 March 2021, 8 December 2021, 4 March 2022 and 9 September 2022.

On 27 January 2022, the Company engaged an Internal Control Consultant (the "**Internal Control Consultant**") to perform an independent appraisal of the adequacy and effectiveness of the risk management and internal control systems of the Group. The Internal Control Consultant reports all material internal control and risk management issues to the Audit Committee. The Group carries out rectification procedures based on the internal control deficiencies identified by the Internal Control Consultant and the rectification recommendations made by the Internal Control Consultant to improve the internal control system, and also engages professional institutions to conduct relevant compliance training for Directors and management staff on the rectification recommendations made by the Internal Control Consultant. Based on the results of the Internal Control Review, the Internal Control Consultant is of the view that the Company has put in place adequate corporate governance, internal control and financial reporting systems to meet the Company's obligations under the Listing Rules. For details, please refer to the announcement on the results of internal control review published by the Company on 21 September 2022.

## CORPORATE GOVERNANCE REPORT

The Board had conducted an annual review on the risk management and internal control systems of the Group including financial, operational and compliance controls and risk management and environmental, social and governance risks of the Company, and is of the view that the existing risk management and internal control systems of the Group are effective and adequate. The Board has also reviewed the adequacy of resources, qualifications and experience of staff of the internal audit, accounting and financial reporting functions and environmental, social and governance performance and reporting, staff training and budget. After the review, the Audit Committee considered that the Company's risk management and internal control systems were designed appropriately and effectively.

Under the supervision of the Board, the management of the Group is responsible for designing and implementing the Group's risk management and internal control systems. The Group's business units (e.g., sales department and production department) are responsible for identifying and assessing business risks and develop risk mitigation measures; the functional departments (e.g., compliance department and finance department) are responsible for assisting the business units to improve the risk management and monitoring the effectiveness of risk management; and meanwhile the internal audit department, assists the Board and the Audit Committee to review the effectiveness of the Group's risk management and internal control systems.

As and when required, the management convened meetings which were chaired by the senior management with attendants including managers from subsidiaries and department heads from headquarters. The Group's decisions on operations, implementation of investment projects, financial issues, and the updates on risk management and internal control were considered and determined at these meetings. The management convened annual and interim work meetings in order to assign and review works on a yearly and half yearly basis. The meetings have facilitated the organisation, co-ordination, communication and supervision on the commencement and implementation of the Group's various operations, as well as the risk management and internal control systems. The Group has set out following departments or internal controls procedures, including:

- The Company has established an independent accounting department to set out the duties and rights in relation to finance management, accounting and auditing, and assigned the relevant staff to ensure the smoothness of finance and accounting work and the separation of approval, implementation and recording functions, and formulated different systems for finance and accounting as a guarantee for fair execution;
- The Group has established a specialized internal audit department, formulated relevant mechanism, and set up proper internal supervising procedures to ensure the effectiveness of internal supervision and extend its application to all of the Group's subsidiaries. The annual audit report and plan are approved by the Audit Committee;
- The management of the Company provides members of the Board with the latest information of the Group monthly, which sets out the performance, the financial position and prospects and clear assessment of the Group;
- The Company established sensitive information disclosure policy, which specified the information disclosure process, the confidentiality requirements of the undisclosed sensitive information, the confidentiality obligations of the employees of the Group, etc;
- The service contracts of the Directors, the senior management and the employees of the Group specify the confidentiality clauses;

## CORPORATE GOVERNANCE REPORT

- The legal advisors of the Company regularly provide relevant compliance trainings to the Board and the senior management. The Group has established the Information Disclosure Management System, the Administrative Rules Governing Connected Party Transactions, and the Inside Information Disclosure System to process inside information. The Directors and employees are regularly reminded to properly comply with the relevant policies on inside information, and it will keep the Directors and employees informed of the latest guidelines on the above information disclosure published by the regulatory authorities from time to time to ensure the latest information is available. Before inside information is disclosed to the public, the Board ensures that such inside information is kept confidential. The Board regularly evaluates the effectiveness of internal control;
- In order to strengthen the integrity of the Company and avoid the occurrence of fraud or unethical behaviours, the Group has formulated and implemented relevant mechanisms such as audit, reporting and anti-money laundering, which clearly defined the Company's integrity management discipline and behaviour requirements. The Company has also established an anti-corruption reporting mechanism to provide employees and other stakeholders (such as customers and suppliers) with confidential channels, such as reporting hotline, reporting email and reporting mailbox, to encourage reporting of violations as soon as possible. At the same time, the Company will also engage external auditors to conduct audit work on the Company in order to prevent and control the Company's fraud or unethical behaviours. During the Reporting Period, the Company did not receive any reports of irregularities in connection with financial reporting, internal control or other matters raised by the Company's employees or others; and
- The Group conducts anti-corruption training to improve the awareness of employees and management on integrity. In 2022, our Directors and employees received anti-corruption training covering the Corruption Prevention Guide for Listed Companies published by the Independent Commission Against Corruption of Hong Kong Special Administrative Region. During the Reporting Period, the Group did not have any legal cases regarding corrupt practices brought against the Company or its employees.

## PROCESS USED TO IDENTIFY, EVALUATE AND MANAGE SIGNIFICANT RISKS

The Group's risk management process involves the identification, evaluation, response, monitoring and reporting of risks. After the management of the Company has identified the risks that may potentially affect the Group's business and operations, the Board will conduct a risk assessment and prioritize the identified risks to determine the key risks that the Group is exposed to and discuss measures to mitigate such key risks. In addition, the management of the Company will monitor the existing risk mitigation measures regularly, review the Group's risk management strategies, report such results and make appropriate recommendations to the Board.

## SIGNIFICANT CHANGE TO THE MEMORANDUM AND ARTICLES OF ASSOCIATION

For the year ended 31 December 2022, the Company did not make any significant changes to the Memorandum and Articles of the Company

# CORPORATE GOVERNANCE REPORT

## THE RIGHTS OF SHAREHOLDERS

### Procedures for Convening of an Extraordinary General Meeting and Putting Forward Proposals at General Meeting

In accordance with Article 12.3 of the Articles of the Company, the Board may, whenever it thinks fit, convene an extraordinary general meeting. General meetings shall also be convened on the written requisition of any two or more members of the Company deposited at the principal office of the Company in Hong Kong or, in the event the Company ceases to have such a principal office, the registered office specifying the objects of the meeting and signed by the requisitionists, provided that such requisitionists held as at the date of deposit of the requisition not less than one-tenth of the paid up capital of the Company which carries the right of voting at general meetings of the Company. General meetings may also be convened on the written requisition of any one or more member of the Company which is a recognised clearing house (or its nominee(s)) deposited at the principal office of the Company in Hong Kong or, in the event the Company ceases to have such a principal office, the registered office specifying the objects of the meeting and signed by the requisitioner, provided that such requisitioner held as at the date of deposit of the requisition not less than one-tenth of the paid up capital of the Company which carries the right of voting at general meetings of the Company.

### Procedures for Shareholders to Put Enquiries to the Board

Shareholders should direct their enquiries about their shareholdings to the Company's branch share registrar in Hong Kong, Computershare Hong Kong Investor Services Limited, at 17M Floor, Hopewell Centre, 183 Queen's Road East, Wanchai, Hong Kong. In respect of other enquiries, Shareholders may put forward enquiries to the Board through the Company's principal place of business in Hong Kong which will direct the enquiries to the Board for handling.

### Dividend Policy

Subject to the relevant laws and the Articles, the Board may from time to time pay to the shareholders such interim dividends as appear to the Board to be justified by the profits of the Company and we, through a general meeting, may declare dividends in any currency but no dividend shall be declared in excess of the amount recommended by our Board.

The Board of the Company may declare dividend after taking into account of the following factors:

- our operations;
- earnings and, distributable reserve of the Company and each of the subsidiaries of the Group;
- the Company's actual and expected financial performance;
- the Group's cash or working capital requirements, capital expenditure requirements and future expansion plans;
- the Group's liquidity position;

## CORPORATE GOVERNANCE REPORT

- general economic conditions, business cycle of the Group's business and other internal or external factors that may have an impact on the business or financial performance and position of the Company; and
- other factors as the Board may deem relevant at such time. The amount of dividend eventually declared and distributed to our Shareholders will also depend upon our earnings and financial performance, operating requirements, then capital commitments and requirements and other conditions that our Directors may deem relevant or appropriate.

## COMMUNICATION WITH SHAREHOLDERS AND INVESTORS

In 2022, the Company continued to communicate with Shareholders, investors and analysts in a honest manner. Comprehensive corporation information has been disclosed in due course and necessary data for valuation purpose has been fully provided by the Company so as to help capital market to understand its investment value. The main communication channels with the Shareholders include:

## ANNUAL GENERAL MEETINGS

The annual general meeting is an important discussion platform for Shareholders to participate in, facilitating the communications between the management of the Company and the Shareholders. The annual general meeting is held once a year, being accessible to all Shareholders. The Directors answer any questions put by the Shareholders at the annual general meeting, being attended by the external auditor and the Company Secretary. All matters proposed to Shareholders for approval shall be submitted in separate resolutions and resolved by way of poll at the annual general meeting. The procedures of conducting a poll will be explained in details to Shareholders and the voting results will be set out on the Stock Exchange's website ([www.hkexnews.hk](http://www.hkexnews.hk)) and the Company's website ([www.aoweiholding.com](http://www.aoweiholding.com)).

## ANNUAL REPORTS, INTERIM REPORTS, ANNOUNCEMENTS AND CIRCULARS

The Company issues its annual reports and interim reports after publishing the annual results and the interim results in March and August every year, respectively, so as to periodically review the development of the Group as well as to update its Shareholders with its latest business information and market trends. In addition, the Company will inform the Shareholders through announcements regarding any major event or price-sensitive information in a timely manner.

For any matter requires the approval of the Shareholders, the Company will hold an extraordinary general meeting according to the requirements of the Stock Exchange and issue a circular prior to the specific date of the meeting, allowing the Shareholders to have sufficient time to learn more about the matters for making voting decisions. All annual reports, interim reports, announcements and circulars will be uploaded to the Stock Exchange's website ([www.hkexnews.hk](http://www.hkexnews.hk)) and the Company's website ([www.aoweiholding.com](http://www.aoweiholding.com)).

## CORPORATE GOVERNANCE REPORT

### THE COMPANY'S WEBSITE

The Company's website offers timely access to the Group's press releases and other business information. Through its website, the Company provides Shareholders with the electronic version of the financial reports, the latest slide presentations, as well as up-to-date news about the Group's business, announcements and general information, etc. To make contributions to environmental protection and maintain effective communication with Shareholders, the Group encourages all Shareholders to browse the Company's corporate communication files on the Company's website.

### INVESTOR CONTACTS AND ENQUIRIES

The Group has a dedicated team to maintain contact with investors and handles Shareholders' enquiries. Should investors have any enquiries, please contact the Company's external investor relations consultants via email at [ir@aow.com.cn](mailto:ir@aow.com.cn).

The Company will ensure that the information of the work on investor relations is disclosed in a timely and accurate manner, and to react to the capital market effectively and smoothly. This can keep helping the capital market to have a better understanding of its development strategies and operating conditions.

The Board receives from the Company's external investor relations consultants on material issues raised by the Shareholders and investors from time to time. In developing and formulating the Group's strategy, the Board has considered these material issues and taken these independent views and opinions into consideration. The Board conducted a review and assessment of the implementation and effectiveness of the Group's shareholders' communication policy during the financial year ended 31 December 2022 by way of discussions with the management of the Group and considered the policy is effective.



# INDEPENDENT AUDITOR'S REPORT



**TO THE MEMBERS OF AOWEI HOLDING LIMITED**

*(Incorporated in the British Virgin Islands and continued in the Cayman Islands with limited liability)*

## Qualified Opinion

We have audited the consolidated financial statements of Aowei Holding Limited (the “**Company**”) and its subsidiaries (collectively referred to as the “**Group**”) set out on pages 74 to 172, which comprise the consolidated statement of financial position as at 31 December 2022, the consolidated statement of profit or loss and other comprehensive income, the consolidated statement of changes in equity and the consolidated statement of cash flows for the year then ended, and notes to the consolidated financial statements, including a summary of significant accounting policies.

In our opinion, except for the effects of the matters described in the *Basis for Qualified Opinion* section of our report, the consolidated financial statements give a true and fair view of the consolidated financial position of the Group as at 31 December 2022, and of its consolidated financial performance and its consolidated cash flows for the year then ended in accordance with International Financial Reporting Standards (“**IFRSs**”) issued by the International Accounting Standards Board (“**IASB**”) and the disclosure requirements of the Hong Kong Companies Ordinance.

## Basis for Qualified Opinion

### Limitation of scope on prepayments during the year ended 31 December 2021

As at 1 January 2021 and 31 December 2021, the Group made prepayments in aggregate of approximately RMB294,626,000 and RMB179,253,000 (the “**Prepayments**”), respectively, to four transportation service providers (the “**Transportation Service Providers**”), which were independent of the Group and not related to any of the directors of the Company (the “**Directors**”), in relation to the provision of on-site loading services and transportation services (the “**Transportation Services**”).

# INDEPENDENT AUDITOR'S REPORT

## Basis for Qualified Opinion *(Continued)*

### Limitation of scope on prepayments during the year ended 31 December 2021 *(Continued)*

During the year ended 31 December 2021, we noted the Group has the following transactions with the Transportation Service Providers:

- (i) upfront payments in aggregate of approximately RMB315,235,000 to the Transportation Service Providers (the "**Upfront Payments**");
- (ii) fees in aggregate of approximately RMB322,632,000 in relation to the Transportation Services provided by the Transportation Service Providers (the "**Transportation Service Fees**") and
- (iii) refunds in aggregate of approximately RMB120,000,000 from the Transportation Service Providers.

During our audit of the consolidated financial statements of the Group for the year ended 31 December 2021, we have been provided with the explanations and supporting documents from the management of the Group, which are about the commercial substance and nature of the Prepayments in relation to the Transportation Services, including:

- (i) The Upfront Payments made by the Group to the Transportation Service Providers were used to offset the Transportation Service Fees;
- (ii) The reason of making significant Upfront Payments to the Transportation Service Providers: it was mainly for the purpose of exchanging for their long-term and stable services, and the Transportation Service Providers were able to enhance their plant and equipment such as replacing transportation vehicles to ensure the safety of the transportation business between the Transportation Service Providers and the Group and to stabilize the operations of other businesses of the Transportation Service Providers;
- (iii) The reasons of making significant Refunds by the Transportation Service Providers: such arrangement was mainly due to the fact that the Group had funding needs at that time and the Prepayments made was still sufficient to cover the Transportation Service Fees of the short-term budget and thus the Group requested the Transportation Service Providers to make the Refunds;
- (iv) The Prepayments as at 1 January 2021 was approximately RMB294,626,000, representing 91% of the Transportation Service Fees for the year ended 31 December 2021 (i.e. approximately RMB322,632,000);
- (v) The lack of supporting documents for the approval of the Upfront Payments and the reasons given by the management of the Group: the responsible team overlooked the importance of supporting documents as they put too much emphasis on actual operation; and

# INDEPENDENT AUDITOR'S REPORT

## Basis for Qualified Opinion *(Continued)*

### Limitation of scope on prepayments during the year ended 31 December 2021 *(Continued)*

(vi) The absence of comprehensive due diligence to the Transaction Service Providers before the approval of the Upfront Payments and the explanation given by the management of the Group: the responsible team of the Group only focused on the operational needs of the Group and the daily operation and capability of the Transportation Service Providers. It is believed that the Group's assessment in relation to the repayment ability of the Transportation Service Providers solely by observing the operation of the Transportation Service Providers is not sufficient and it may lead to deficiencies in securing the Upfront Payments.

However, during our audit for the years ended 31 December 2021 and 31 December 2022, we have not been provided with explanations together with the supporting documents from the board of Directors (the "Board") that would satisfy ourselves as to the accuracy, occurrence, commercial substance and business rationale, valuation and allocation and classification of the Prepayments as at 1 January 2021, the Upfront Payments and the Refunds during the year ended 31 December 2021, because:

- (i) There was inadequate supporting documents and explanation made available to us to determine whether the Prepayments are recognised in proper accounts (i.e. whether it constituted as a prepayment, or other receivables, etc.) and the classification of the Prepayments as current assets as at 1 January 2021;
- (ii) We are not able to justify the commercial substance and business rationale of the Upfront Payments during the year ended 31 December 2021 since:
  - (a) there was no evidence to support making a significant upfront payment is a general practice in the transportation service market;
  - (b) there was no documents showing the authorisation process for the grant of the credit limit to each of the Transportation Service Providers;
  - (c) there was no detailed records for the selection criteria or the quotation progress in the selection of Transportation Service Providers;
  - (d) there was no documentary payment orders received from Transportation Service Providers when making the Upfront Payments and lack of supporting documents accompanied with the payment request to support the amount of the Upfront Payments;
  - (e) there was doubt that the Upfront Payments were not solely for Transportation Services as, on one hand, the Group is of the view that the implementation of the prepayment policy would enable the Transportation Service Providers to make investments in fixed assets, such as replacing transportation vehicles, to ensure the safety of its services provided to the Group, while on the other hand, the Transportation Service Providers made Refunds upon the oral request from the Group; and
- (iii) We are not able to justify the commercial substance and business rationale of the Refunds as the Group made Upfront Payments to the Transportation Service Providers again within a short period after the Refunds during the year ended 31 December 2021.

## INDEPENDENT AUDITOR'S REPORT

### Basis for Qualified Opinion *(Continued)*

#### Limitation of scope on prepayments during the year ended 31 December 2021 *(Continued)*

Accordingly, we have not been able to obtain sufficient appropriate audit evidence to satisfy ourselves about the concerns we expressed and there were no other alternative audit procedures that we could carry out to satisfy ourselves as to the accuracy, occurrence, commercial substance and business rationale, valuation and allocation and classification of (1) the Prepayments of approximately RMB294,626,000 as at 1 January 2021, (2) the Upfront Payments of approximately RMB315,235,000 during the year ended 31 December 2021, and (3) the Refunds of approximately RMB120,000,000 during the year ended 31 December 2021.

Any adjustment found to be necessary in respect of these matters might have significant consequential effects on the consolidated financial performance and cash flows of the Group for the year ended 31 December 2021, and the related disclosures in the consolidated financial statements.

We conducted our audit in accordance with Hong Kong Standards on Auditing ("**HKSA**s") issued by Hong Kong Institute of Certified Public Accountants ("**HKICPA**"). Our responsibilities under those standards are further described in the Auditor's Responsibilities for the Audit of the Consolidated Financial Statements section of our report. We are independent of the Group in accordance with the HKICPA's "Code of Ethics for Professional Accountants" (the "**Code**"), and we have fulfilled our other ethical responsibilities in accordance with the Code. We believe that the audit evidence we have obtained is sufficient and appropriate to provide a basis for our qualified opinion.

### Material Uncertainty Related to Going Concern

We draw attention to Note 3.1 to the consolidated financial statements, as at 31 December 2022, the Group's current liabilities exceeded its current assets by approximately RMB212,241,000. As the same date, the Group's borrowings due within one year amounted to approximately RMB337,000,000 and has capital commitments of approximately RMB171,753,000 while its cash and cash equivalents amounted to approximately RMB56,086,000 only. These conditions, along with other matters as set forth in Note 3.1, indicate that a material uncertainty exists that may cast significant doubt on the Group's ability to continue as a going concern. As stated in Note 3.1 to the consolidated financial statements, subsequent to the end of the reporting period, the Group successfully obtained new borrowings in aggregated of RMB579,500,000 from certain financial institutions in the People's Republic of China of which RMB413,000,000 have been used to settle the existing borrowings. Pursuant to the respective loan agreements, those new borrowings carried interest rate at 4.00%-9.23% per annum and repayable in 2024 to 2026. Our opinion is not modified in respect of this matter.

# INDEPENDENT AUDITOR'S REPORT

## Other Information

The Directors are responsible for the other information. The other information comprises the information included in the annual report, but does not include the consolidated financial statements and our auditor's report thereon.

Our opinion on the consolidated financial statements does not cover the other information and we do not express any form of assurance conclusion thereon.

In connection with our audit of the consolidated financial statements, our responsibility is to read the other information and, in doing so, consider whether the other information is materially inconsistent with the consolidated financial statements or our knowledge obtained in the audit or otherwise appears to be materially misstated.

If, based on the work we have performed, we conclude that there is a material misstatement of this other information, we are required to report that fact. As described in the *Basis for Qualified Opinion* section above, we are unable to obtain sufficient appropriate evidence about the Prepayments as at 1 January 2021, and the Upfront Payments and the Refunds during the year ended 31 December 2021. Accordingly, we are unable to conclude whether or not the other information is materially misstated with respect to this matter.

# INDEPENDENT AUDITOR'S REPORT

## Key Audit Matters

Key audit matters are those matters that, in our professional judgement, were of most significance in our audit of the consolidated financial statements of the current period. These matters were addressed in the context of our audit of the consolidated financial statements as a whole, and in forming our opinion thereon, and we do not provide a separate opinion on these matters. In addition to the matters described in the *Basis for Qualified Opinion* section and *Material Uncertainty Related to Going Concern* section, we have determined the matters described below to be the key audit matters to be communicated in our report.

Key Audit Matter	How our audit addressed the key audit matter
<p><b><i>Impairment assessment of property, plant and equipment, construction in progress and intangible assets</i></b></p>	
<p>As disclosed in Notes 18, 19 and 20 to the consolidated financial statements, as at 31 December 2022, the carrying amounts of property, plant and equipment, construction in progress and intangible assets of the Group were approximately RMB1,202,006,000, RMB392,963,000 and RMB61,680,000 (net of accumulated impairment loss of approximately RMB278,919,000, RMB16,504,000 and RMB184,635,000), respectively.</p>	
<p>Impairment loss of approximately RMB37,486,000, RMB16,504,000 and RMB569,000 in respect of property, plant and equipment, construction in progress and intangible assets was recognised during the year ended 31 December 2022.</p>	
<p>As at 31 December 2022, the Group's mining operations are located in two mining areas, each of which is owned by one of the Group's subsidiaries. Each subsidiary was considered to be a separate cash generating unit ("CGU").</p>	
<p>During the year ended 31 December 2022, the management of the Group concluded that there was impairment indicator appeared in the two CGUs located in the mining areas and conducted impairment assessment on property, plant and equipment, construction in progress and intangible assets.</p>	
	<p>Our procedures in relation to the impairment assessment on property, plant and equipment, construction in progress and intangible assets included the following:</p> <ul style="list-style-type: none"><li>- evaluating the design and implementation of key internal controls over the valuations of the Group's CGUs on which the related estimated recoverable amounts are based;</li><li>- with the assistance of our independent professional valuer, assessing the methodology applied by management in its impairment assessments with reference to the requirements of the prevailing accounting standards;</li><li>- evaluating the experience, competence, objectivity and independence of the independent professional valuer engaged by the management to perform the valuation of the recoverable amount of each CGU;</li><li>- evaluating the experience, competence, objectivity and independence of the independent professional valuer engaged by us;</li></ul>

# INDEPENDENT AUDITOR'S REPORT

## Key Audit Matters (Continued)

Key Audit Matter	How our audit addressed the key audit matter
<p><b><i>Impairment assessment of property, plant and equipment, construction in progress and intangible assets (Continued)</i></b></p> <p>The Group engaged an independent professional valuer to carry out an impairment assessment by estimating the recoverable amount of the CGUs, with reference to value in use calculation which required significant judgement on assumptions and input adopted in the underlying cash flows.</p> <p>Key estimates involved in the preparation of cash flow projections for the period covered by the approved financial budgets include the average selling price used for the cash flow projection, the budgeted sales, gross margins and the discount rate in order to derive the recoverable amount.</p> <p>We considered impairment assessment of property, plant and equipment, construction in progress and intangible assets as a key audit matter because of its significance to the consolidated financial statements and the significant estimates and judgements involved in the impairment assessment.</p>	<ul style="list-style-type: none"><li>- challenging the Group's key assumptions and estimates used to determine the recoverable amounts of the CGUs, including those relating to future sales, future operating costs, future capital expenditure and the discount rates applied. This included obtaining the independent valuation report from the independent professional valuer engaged by management, and involving our independent professional valuer to compare these key assumptions and estimates with external benchmarks (including future commodity prices and discount rates for similar companies in the same industry) and to consider the key assumptions and estimates based on their knowledge of the Group and the industry in which it operates;</li><li>- comparing the key assumptions and estimates included in the cash flow forecasts prepared in the prior year with the current year's performance of the CGUs to assess the reliability of management's cash flow forecasts and making enquiries of management as to the reasons for any significant variances identified;</li><li>- performing sensitivity analyses of the key assumptions and estimates adopted in the cash flow forecasts and assessing the impact of changes in the key assumptions and estimates and whether there were any indicators of management bias; and</li><li>- assessing the disclosures in the consolidated financial statements in respect of management's impairment assessments with reference to the requirements of the prevailing accounting standards.</li></ul>

# INDEPENDENT AUDITOR'S REPORT

## Key Audit Matters (Continued)

Key Audit Matter	How our audit addressed the key audit matter
<p><b>Impairment assessment of trade receivables, bills receivables and other receivables</b></p> <p>As disclosed in Note 24 to the consolidated financial statements, as at 31 December 2022, the Group's gross trade receivables, bills receivables and other receivables amounted to approximately RMB91,580,000, RMB12,151,000 and RMB32,787,000, respectively, and allowance for credit losses of approximately RMB1,211,000, RMBNil and RMB1,860,000, respectively, were included in the Group's consolidated statement of financial position.</p> <p>The impairment losses, net of reversal, on trade receivables, included in the Group's consolidated statement of profit or loss and other comprehensive income for the year ended 31 December 2022 amounted to approximately RMB434,000.</p> <p>Base on the average loss rates, the bills receivables are considered to be insignificant and therefore no loss allowance was recognised.</p> <p>The reversal of impairment losses, net of impairment loss, on other receivables, included in the Group's consolidated statement of profit or loss and other comprehensive income for the year ended 31 December 2022 amounted to approximately RMB119,000.</p> <p>The allowance for credit losses of trade receivables, bills receivables and other receivables represents the management's best estimates at the end of the reporting period of expected credit losses under International Financial Reporting Standard 9: <i>Financial Instruments</i>' ("IFRS 9") Expected Credit Loss (the "ECL") Model.</p> <p>As disclosed in Note 6(b) to the consolidated financial statements, the ECL in relation to trade receivables, bills receivables and other receivables are assessed individually for the debtors considered as high uncertainty of recovery or collectively using a provision matrix with appropriate groupings.</p> <p>The management assessed the ECL based on historical observed default rates and adjusted by forward-looking information that is reasonable and supportable available without undue costs or effort.</p>	<p>Our audit procedures in relation to the management's assessment on allowance for credit losses of trade receivables, bills receivables and other receivables included:</p> <ul style="list-style-type: none"><li>– understanding key controls on how the management estimates the ECL allowance on trade and other receivables;</li><li>– engaging our independent professional valuer to assess the reasonableness and appropriateness of the Group's methodology of ECL model, including the model design and calculation and model inputs in compliance with IFRS 9;</li><li>– assessing the competence, capabilities and objectivity of the independent external valuer engaged by us;</li><li>– testing the integrity of information used by the management to develop the provision matrix, including trade receivables aging analysis and bills receivables nature analysis as at 31 December 2022, on a sample basis, by comparing individual items in the analysis with the relevant sale invoices and other supporting documents;</li></ul>



# INDEPENDENT AUDITOR'S REPORT

## Key Audit Matters *(Continued)*

Key Audit Matter	How our audit addressed the key audit matter
<b><i>Impairment assessment of trade receivables, bills receivables and other receivables</i></b> <i>(Continued)</i>	
<p>We considered impairment assessment of trade receivables, bills receivables and other receivables as a key audit matter because of its significance to the consolidated financial statements and the significant estimates and judgement involved in determining the ECL allowance on the trade, bills receivables and other receivables.</p>	<ul style="list-style-type: none"><li>– challenging management's basis and judgement in determining credit loss allowance on trade receivables and bills receivables as at 31 December 2022, including their identification of significant balances and credit-impaired receivables, the reasonableness of the management's grouping of the remaining debtors into different categories in the provision matrix and the basis of estimated loss rates applied in each category in the provision matrix (with reference to historical default rates and forward-looking information);</li><li>– reviewing the reasonableness of the management's estimation of other receivables in expected timing of collection and the credit quality of individual debtors, including the background of the debtors and their credit worthiness and collection history;</li><li>– reviewing the repayment history and settlements received subsequent to the reporting period from the debtors; and</li><li>– evaluating the disclosures regarding the impairment assessment of trade receivables, bills receivables and other receivables in Note 6(b) to the consolidated financial statements.</li></ul>

## INDEPENDENT AUDITOR'S REPORT

### Responsibilities of Directors and those Charged with Governance for the Consolidated Financial Statements

The Directors are responsible for the preparation of the consolidated financial statements that give a true and fair view in accordance with IFRSs issued by the IASB and the disclosure requirements of the Hong Kong Companies Ordinance, and for such internal control as the Directors determine is necessary to enable the preparation of consolidated financial statements that are free from material misstatement, whether due to fraud or error.

In preparing the consolidated financial statements, the Directors are responsible for assessing the Group's ability to continue as a going concern, disclosing, as applicable, matters related to going concern and using the going concern basis of accounting unless the Directors either intend to liquidate the Group or to cease operations, or have no realistic alternative but to do so.

Those charged with governance are responsible for overseeing the Group's financial reporting process.

### Auditor's Responsibilities for the Audit of the Consolidated Financial Statements

Our objectives are to obtain reasonable assurance about whether the consolidated financial statements as a whole are free from material misstatement, whether due to fraud or error, and to issue an auditor's report that includes our opinion solely to you, as a body, in accordance with our agreed terms of engagements, and for no other purpose. We do not assume responsibility towards or accept liability to any other person for the contents of this report. Reasonable assurance is a high level of assurance, but is not a guarantee that an audit conducted in accordance with HKSAAs will always detect a material misstatement when it exists. Misstatements can arise from fraud or error and are considered material if, individually or in the aggregate, they could reasonably be expected to influence the economic decisions of users taken on the basis of these consolidated financial statements.

As part of an audit in accordance with HKSAAs, we exercise professional judgement and maintain professional skepticism throughout the audit. We also:

- Identify and assess the risks of material misstatement of the consolidated financial statements, whether due to fraud or error, design and perform audit procedures responsive to those risks, and obtain audit evidence that is sufficient and appropriate to provide a basis for our opinion. The risk of not detecting a material misstatement resulting from fraud is higher than for one resulting from error, as fraud may involve collusion, forgery, intentional omissions, misrepresentations, or the override of internal control.
- Obtain an understanding of internal control relevant to the audit in order to design audit procedures that are appropriate in the circumstances, but not for the purpose of expressing an opinion on the effectiveness of the Group's internal control.
- Evaluate the appropriateness of accounting policies used and the reasonableness of accounting estimates and related disclosures made by the Directors.
- Conclude on the appropriateness of the Directors' use of the going concern basis of accounting and, based on the audit evidence obtained, whether a material uncertainty exists related to events or conditions that may cast significant doubt on the Group's ability to continue as a going concern. If we conclude that a material uncertainty exists, we are required to draw attention in our auditor's report to the related disclosures in the consolidated financial statements or, if such disclosures are inadequate, to modify our opinion. Our conclusions are based on the audit evidence obtained up to the date of our auditor's report. However, future events or conditions may cause the Group to cease to continue as a going concern.

# INDEPENDENT AUDITOR'S REPORT

## Auditor's Responsibilities for the Audit of the Consolidated Financial Statements

*(Continued)*

- Evaluate the overall presentation, structure and content of the consolidated financial statements, including the disclosures, and whether the consolidated financial statements represent the underlying transactions and events in a manner that achieves fair presentation.
- Obtain sufficient appropriate audit evidence regarding the financial information of the entities or business activities within the Group to express an opinion on the consolidated financial statements. We are responsible for the direction, supervision and performance of the group audit. We remain solely responsible for our audit opinion.

We communicate with those charged with governance regarding, among other matters, the planned scope and timing of the audit and significant audit findings, including any significant deficiencies in internal control that we identify during our audit.

We also provide those charged with governance with a statement that we have complied with relevant ethical requirements regarding independence, and to communicate with them all relationships and other matters that may reasonably be thought to bear on our independence, and where applicable, actions taken to eliminate threats or safeguards applied.

From the matters communicated with those charged with governance, we determine those matters that were of most significance in the audit of the consolidated financial statements of the current period and are therefore the key audit matters. We describe these matters in our auditor's report unless law or regulation precludes public disclosure about the matter or when, in extremely rare circumstances, we determine that a matter should not be communicated in our report because the adverse consequences of doing so would reasonably be expected to outweigh the public interest benefits of such communication.

### **Asian Alliance (HK) CPA Limited**

*Certified Public Accountants (Practising)*

#### **Lam Chik Tong**

Practising Certificate Number: P05612

8/F., Catic Plaza  
8 Causeway Road  
Causeway Bay  
Hong Kong

29 March 2023

# CONSOLIDATED STATEMENT OF PROFIT OR LOSS AND OTHER COMPREHENSIVE INCOME

For the year ended 31 December 2022

	<i>Notes</i>	2022 RMB'000	2021 RMB'000
<b>Revenue</b>	7	937,751	1,191,741
Cost of sales		(774,054)	(774,498)
<b>Gross profit</b>		163,697	417,243
Other income, gains and losses, net	9	121,191	8,508
Distribution expenses		(3,519)	(8,652)
Administrative expenses		(102,631)	(102,473)
Impairment losses under expected credit loss model, net	11	(315)	(1,845)
Impairment losses of property, plant and equipment, construction in progress and intangible assets		(54,559)	–
Finance costs	10	(27,727)	(34,630)
<b>Profit before tax</b>	13	96,137	278,151
Income tax expense	12	(35,382)	(75,008)
<b>Profit for the year</b>		60,755	203,143
<b>Other comprehensive income (expense) for the year</b>			
<i>Item that may be reclassified subsequently to profit or loss:</i>			
Exchange differences arising on translation of foreign operations		388	(57)
<b>Total comprehensive income for the year</b>		61,143	203,086
<b>Earnings per share in RMB</b>	17		
Basic		0.04	0.12
Diluted		N/A	N/A

# CONSOLIDATED STATEMENT OF FINANCIAL POSITION

At 31 December 2022

	<i>Notes</i>	2022 RMB'000	2021 RMB'000
<b>Non-current assets</b>			
Property, plant and equipment	18	1,202,006	1,314,899
Construction in progress	19	392,963	323,786
Intangible assets	20	61,680	70,865
Long-term receivables	21	–	30,340
Prepayments	24	48,006	–
Deferred tax assets	30	232,362	218,023
		<b>1,937,017</b>	<b>1,957,913</b>
<b>Current assets</b>			
Inventories	23	86,838	121,423
Trade and other receivables	24	318,023	322,227
Restricted bank balances	25	26,882	–
Cash and cash equivalents	25	56,086	104,066
		<b>487,829</b>	<b>547,716</b>
<b>Current liabilities</b>			
Trade and other payables	26	211,143	246,356
Contract liabilities	27	62,186	28,588
Lease liabilities	28	1,628	1,943
Bank borrowings	29	337,000	557,000
Tax payable		86,912	60,653
Provision for reclamation obligations	32	1,201	4,276
		<b>700,070</b>	<b>898,816</b>
<b>Net current liabilities</b>		<b>(212,241)</b>	<b>(351,100)</b>
<b>Total assets less current liabilities</b>		<b>1,724,776</b>	<b>1,606,813</b>

# CONSOLIDATED STATEMENT OF FINANCIAL POSITION

At 31 December 2022

	<i>Notes</i>	2022 RMB'000	2021 RMB'000
<b>Non-current liabilities</b>			
Bank borrowings	29	176,000	–
Lease liabilities	28	1,283	2,911
Other financial liabilities	31	–	117,721
Provision for reclamation obligations	32	32,705	32,536
		<b>209,988</b>	153,168
<b>Net assets</b>			
		<b>1,514,788</b>	1,453,645
<b>Capital and reserves</b>			
Share capital	33	131	131
Reserves		1,514,657	1,453,514
Total equity		<b>1,514,788</b>	1,453,645

The consolidated financial statements on pages 74 to 172 were approved and authorised for issue by the board of directors on 29 March 2023 and are signed on its behalf by:

**Li Yanjun**  
*Director*

**Li Ziwei**  
*Director*

# CONSOLIDATED STATEMENT OF CHANGES IN EQUITY

For the year ended 31 December 2022

	Attributable to equity shareholders of the Company								
	Share capital RMB'000	Share premium RMB'000	Statutory			Exchange reserve RMB'000	Other reserve RMB'000	Retained earnings RMB'000	Total equity RMB'000
			surplus	Specific					
			reserve	reserve					
	<i>Note (a)</i>	<i>Note (b)</i>	<i>Note (c)</i>	<i>Note (d)</i>	<i>Note (e)</i>				
<b>At 1 January 2021</b>	131	1,142,640	84,556	51,080	(291)	(126,229)	98,672	1,250,559	
Profit for the year	-	-	-	-	-	-	203,143	203,143	
<b>Other comprehensive expense for the year</b>									
<i>Item that may be reclassified subsequently to profit or loss:</i>									
Exchange differences arising on translation of foreign operations	-	-	-	-	(57)	-	-	(57)	
Total comprehensive (expense) income for the year	-	-	-	-	(57)	-	203,143	203,086	
Transfer back to retained earnings, net of provision	-	-	-	(27,715)	-	-	27,715	-	
<b>At 31 December 2021</b>	131	1,142,640	84,556	23,365	(348)	(126,229)	329,530	1,453,645	

# CONSOLIDATED STATEMENT OF CHANGES IN EQUITY

For the year ended 31 December 2022

	Attributable to equity shareholders of the Company								
	Statutory							Retained earnings	Total equity
	Share capital	Share premium	surplus reserve	Specific reserve	Exchange reserve	Other reserve			
	RMB'000	RMB'000	RMB'000	RMB'000	RMB'000	RMB'000			
	<i>Note (a)</i>	<i>Note (b)</i>	<i>Note (c)</i>	<i>Note (d)</i>	<i>Note (e)</i>				
<b>At 1 January 2022</b>	131	1,142,640	84,556	23,365	(348)	(126,229)	329,530	1,453,645	
Profit for the year	-	-	-	-	-	-	60,755	60,755	
<b>Other comprehensive income for the year</b> <i>Item that may be reclassified subsequently to profit or loss:</i>									
Exchange differences arising on translation of foreign operations	-	-	-	-	388	-	-	388	
Total comprehensive income for the year	-	-	-	-	388	-	60,755	61,143	
Transfer to specific reserve, net of utilisation	-	-	-	7,398	-	-	(7,398)	-	
<b>At 31 December 2022</b>	131	1,142,640	84,556	30,763	40	(126,229)	382,887	1,514,788	



# CONSOLIDATED STATEMENT OF CHANGES IN EQUITY

For the year ended 31 December 2022

Notes:

(a) *Share premium*

Under the Companies Law of the Cayman Islands, the share premium account of the Company may be applied for payment of distributions or dividends to shareholders provided that immediately following the date on which the distribution or dividend is proposed to be paid, the Company is able to pay its debts as they fall due in the ordinary courses of business.

(b) *Statutory surplus reserve*

In accordance with the relevant PRC laws and regulations and the respective articles of association of the PRC subsidiaries, the PRC subsidiaries are required to appropriate 10% of their profit after taxation reported in their financial statements prepared in accordance with relevant accounting principles and financial regulations applicable to enterprises established in the PRC to the statutory surplus reserve. The appropriation to statutory surplus reserve may cease if the balance of the statutory surplus reserve has reached 50% of the registered capital of the relevant PRC subsidiaries.

The statutory surplus reserves can be utilised to make up prior year losses, if any, and can be applied in conversion into capital by means of capitalisation issue. However, when converting the statutory surplus reserve of the PRC subsidiaries into capital, the balance of such reserve remaining unconverted must not be less than 25% of the registered capital of the relevant PRC subsidiaries.

(c) *Specific reserve*

Pursuant to the relevant PRC regulations, appropriation for safety production and other related expenditures are accrued by the Group at fixed rates based on production volume (the “**safety production fund**”). The Group is required to make a transfer for the appropriation of safety production fund from retained earnings to a specific reserve. The appropriation for safety production fund may cease if the balance of the specific reserve at the beginning of the year has reached 5% of the revenue of the relevant PRC subsidiaries in the previous year. The safety production fund could be utilised when expenses or capital expenditures on safety production measures are incurred. The amount of safety production fund utilised would be transferred from specific reserve back to retained earnings.

(d) *Exchange reserve*

The exchange reserve comprises all foreign exchange adjustments arising from the translation of the Hong Kong dollars (“**HK\$**”) denominated financial statements to the Group’s presentation currency. The reserve is dealt with in accordance with the accounting policy.

(e) *Other reserve*

The other reserve comprises the followings:

- the difference between the net assets of subsidiaries acquired and the consideration paid by the Group in exchange;
- the changes in equity arisen from the acquisition of non-controlling interests; and
- the shareholder’s loans waived by the ultimate controlling party.

# CONSOLIDATED STATEMENT OF CASH FLOWS

For the year ended 31 December 2022

	2022 RMB'000	2021 RMB'000
<b>OPERATING ACTIVITIES</b>		
Profit before tax	96,137	278,151
Adjustments for:		
Depreciation	10,364	17,881
Interest income	(116)	(8,034)
Interest expenses	27,727	34,630
Gain from remeasurement of mining rights consideration	(122,121)	–
Written-off of property, plant and equipment	1,087	–
(Gain) loss on disposal of property, plant and equipment	(41)	487
Impairment losses under expected credit loss model, net	315	1,845
Impairment losses of property, plant and equipment, construction in progress and intangible assets	54,559	–
Gain on early termination of a lease	–	(369)
Operating cash flows before movements in working capital	67,911	324,591
Decrease in inventories	180,991	129,008
(Increase) decrease in trade and other receivables	(24,317)	126,633
(Decrease) increase in trade and other payables	(22,278)	38,870
Decrease in long-term receivable	11,420	–
Increase in contract liabilities	33,598	26,634
Decrease in other financial liabilities	–	(23,667)
Decrease in provision for reclamation obligation	(3,472)	(2,498)
Increase in restricted bank balances	(26,882)	–
<b>Cash generated from operations</b>	216,971	619,571
Income tax paid	(23,462)	(87,725)
<b>NET CASH FROM OPERATING ACTIVITIES</b>	193,509	531,846

## CONSOLIDATED STATEMENT OF CASH FLOWS

For the year ended 31 December 2022

	2022 RMB'000	2021 RMB'000
<b>INVESTING ACTIVITIES</b>		
Purchase of property, plant and equipment and construction in progress	(167,085)	(672,479)
Proceeds on disposals of property, plant and equipment	300	74
Interest received	116	8,034
Purchase of intangible assets	(5,683)	–
Release of pledged bank deposits	–	300,000
Provision of loan to an entity	–	(300,000)
Repayment of loan from an entity	–	300,000
Proceeds from the remeasurement of mining rights	3,520	–
<b>NET CASH USED IN INVESTING ACTIVITIES</b>	<b>(168,832)</b>	<b>(364,371)</b>
<b>FINANCING ACTIVITIES</b>		
New bank borrowings raised	100,000	400,000
Repayment of bank borrowings	(144,000)	(451,000)
Repayment of lease liabilities	(2,150)	(860)
Interest paid	(26,895)	(31,704)
<b>NET CASH USED IN FINANCING ACTIVITIES</b>	<b>(73,045)</b>	<b>(83,564)</b>
<b>NET (DECREASE) INCREASE IN CASH AND CASH EQUIVALENTS</b>	<b>(48,368)</b>	<b>83,911</b>
<b>CASH AND CASH EQUIVALENTS AT BEGINNING OF THE YEAR</b>	<b>104,066</b>	<b>20,212</b>
Effect of foreign exchange rate changes	388	(57)
<b>CASH AND CASH EQUIVALENTS AT THE END OF THE YEAR</b>	<b>56,086</b>	<b>104,066</b>

# NOTES TO THE CONSOLIDATED FINANCIAL STATEMENTS

For the year ended 31 December 2022

## 1. General information

Aowei Holding Limited (the “**Company**”) was incorporated in the British Virgin Islands on 14 January 2011 and redomiciled to the Cayman Islands on 23 May 2013 as an exempted company with limited liability under the Companies Law, Chapter 22 (2012 Revision, as consolidated and revised) of the Cayman Islands. The Company and its subsidiaries (together the “**Group**”) are principally engaged in (i) the exploration, mining, processing and trading of iron ore products and major products including iron ores, preliminary concentrates and iron ore concentrates; (ii) the provision of hospital management service; (iii) the production and sales business of the green construction materials construction sand and gravel materials by recycling tailings and solid wastes in the People’s Republic of China (the “**PRC**”). The registered address of the Company is located at P.O. Box 309, Ugland House Grand Cayman KY1-1104, Cayman Islands. The principal place of business of the Company is located at 40th Floor, Dah Sing Financial Centre, No. 248 Queen’s Road East, Wanchai, Hong Kong.

Pursuant to a group reorganisation (the “**Reorganisation**”), the Company became the holding company of the companies now comprising the Group for the public listing of the Company’s shares on the Main Board of The Stock Exchange of Hong Kong Limited (the “**Stock Exchange**”). Details of the Reorganisation are set out in the prospectus of the Company dated 18 November 2013. The Company’s shares were listed on the Stock Exchange on 28 November 2013.

Items included in the financial information of each of the Group’s entities are measured using the currency of the primary economic environment in which the entity operates. The functional currency of the Company is Hong Kong dollars (“**HK\$**”). The Company’s primary subsidiaries were incorporated in the PRC and these subsidiaries considered Renminbi (“**RMB**”) as their functional currency. As the major operations of the Group are within the PRC, the Group determined to present its consolidated financial statements in RMB.

As at 31 December 2022, the directors of the Company (the “**Directors**”) considered the immediate parent and ultimate controlling party of the Group to be Hengshi International Investments Limited, a company incorporated in the British Virgin Islands, and Mr. Li Yanjun and Mr. Li Ziwei, respectively. Hengshi International Investments Limited does not produce financial statements available for public use.

# NOTES TO THE CONSOLIDATED FINANCIAL STATEMENTS

For the year ended 31 December 2022

## 2. Application of amendments to international financial reporting standards (“IFRSs”)

### Amendments to IFRSs that are mandatorily effective for the current year

In the current year, the Group has applied the following amendments to IFRSs issued by the International Accounting Standards Board (the “IASB”) for the first time, which are mandatorily effective for the Group’s annual period beginning on or after 1 January 2022 for the preparation of the consolidated financial statements:

Amendments to IFRS 3	Reference to the Conceptual Framework
Amendments to IFRS 16	Covid-19-Related Rent Concessions beyond 30 June 2021
Amendments to IAS 16	Property, Plant and Equipment – Proceeds before Intended Use
Amendments to IAS 37	Onerous Contracts – Cost of Fulfilling a Contract
Amendments to IFRSs	Annual Improvements to IFRSs 2018-2020

Except as described below, the application of amendments to IFRSs in the current year had no material impact on the Group’s financial positions and performance for the current and prior years and/or on the disclosures set out in these consolidated financial statements.

### Impacts on application of Amendments to IFRS 3 Reference to the Conceptual Framework

The Group has applied the amendments to business combinations for which the acquisition date was on or after 1 January 2022. The amendments update a reference in IFRS 3 *Business Combinations* so that it refers to the *Conceptual Framework for Financial Reporting* issued by IASB in March 2018 (the “**Conceptual Framework**”) instead of the International Accounting Standards Committee’s *Framework for the Preparation and Presentation of Financial Statements* (replaced by the *Conceptual Framework for Financial Reporting* issued in September 2010), add a requirement that, for transactions and events within the scope of IAS 37 *Provisions, Contingent Liabilities and Contingent Assets* or IFRIC 21 *Levies*, an acquirer applies IAS 37 or IFRIC 21 instead of the Conceptual Framework to identify the liabilities it has assumed in a business combination and add an explicit statement that an acquirer does not recognise contingent assets acquired in a business combination.

The application of the amendments in the current year has had no impact on the Group’s consolidated financial statements.

# NOTES TO THE CONSOLIDATED FINANCIAL STATEMENTS

For the year ended 31 December 2022

## 2. Application of amendments to international financial reporting standards (“IFRSs”) (Continued)

### **Amendments to IFRSs that are mandatorily effective for the current year (Continued)** *Impacts on application of Amendments to IAS 16 Property, Plant and Equipment – Proceeds before Intended Use*

The Group has applied the amendments for the first time in the current year. The amendments specify that the costs of any item that were produced while bringing an item of property, plant and equipment to the location and condition necessary for it to be capable of operating in the manner intended by management (such as samples produced when testing whether the relevant property, plant and equipment is functioning properly) and the proceeds from selling such items should be recognised and measured in the profit or loss in accordance with applicable standards. The cost of the items are measured in accordance with IAS 2 *Inventories*.

In accordance with the transitional provisions, the Group has applied the new accounting policy retrospectively to property, plant and equipment made available for use on or after the beginning of 1 January 2021. The application of the amendments in the current year has had no impact on the Group’s financial positions and performance.

### *Impacts on application of Amendments to IFRSs Annual Improvements to IFRSs 2018-2020*

The Group has applied the amendments for the first time in the current year. The annual improvements make amendments to the following standards:

#### **IFRS 9 Financial Instruments**

The amendment clarifies that for the purpose of assessing whether modification of terms of original financial liability constitutes substantial modification under the “10 per cent” test, a borrower includes only fees paid or received between the borrower and the lender, including fees paid or received by either the borrower or the lender on the other’s behalf.

In accordance with the transitional provisions, the Group applies the amendment to financial liabilities that are modified or exchanged as at the date of initial application, 1 January 2022.

#### **IFRS 16 Leases**

The amendment to Illustrative Example 13 accompanying IFRS 16 removes from the example the illustration of reimbursement relating to leasehold improvements by the lessor in order to remove any potential confusion.

The application of the amendments in the current year has had no impact on the Group’s consolidated financial statements.

# NOTES TO THE CONSOLIDATED FINANCIAL STATEMENTS

For the year ended 31 December 2022

## 2. Application of amendments to international financial reporting standards (“IFRSs”) (Continued)

### New and amendments to IFRSs in issue but not yet effective

The Group has not early applied the following new and amendments to IFRSs that have been issued but are not yet effective:

IFRS 17 (including the June 2020 and December 2021 Amendments to IFRS 17)	Insurance Contracts <sup>1</sup>
Amendments to IFRS 10 and IAS 28	Sale or Contribution of Assets between an Investor and its Associate or Joint Venture <sup>2</sup>
Amendments to IFRS 16	Lease Liability in a Sale and Leaseback <sup>3</sup>
Amendments to IAS 1	Classification of Liabilities as Current or Non-current <sup>3</sup>
Amendments to IAS 1	Non-current Liabilities with Covenants <sup>3</sup>
Amendments to IAS 1 and IFRS Practice Statement 2	Disclosure of Accounting Policies <sup>1</sup>
Amendments to IAS 8	Definition to Accounting Estimates <sup>1</sup>
Amendments to IAS 12	Deferred Tax related to Assets and Liabilities arising from a Single Transaction <sup>1</sup>

<sup>1</sup> Effective for annual periods beginning on or after 1 January 2023.

<sup>2</sup> Effective for annual periods beginning on or after a date to be determined.

<sup>3</sup> Effective for annual periods beginning on or 1 January 2024.

Except for the new and amendments to IFRSs mentioned below, the Directors anticipate that the application of all other new and amendments to IFRSs will have no material impact on the consolidated financial statements in the foreseeable future.

# NOTES TO THE CONSOLIDATED FINANCIAL STATEMENTS

For the year ended 31 December 2022

## 2. Application of amendments to international financial reporting standards (“IFRSs”) (Continued)

### New and amendments to IFRSs in issue but not yet effective (Continued)

#### Amendments to IAS 1 Classification of Liabilities as Current or Non-current

The amendments provide clarification and additional guidance on the assessment of right to defer settlement for at least twelve months from reporting date for classification of liabilities as current or non-current, which:

- specify that the classification of liabilities as current or non-current should be based on rights that are in existence at the end of the reporting period. Specifically, the amendments clarify that:
  - (i) the classification should not be affected by management intentions or expectations to settle the liability within 12 months; and
  - (ii) if the right is conditional on the compliance with covenants, the right exists if the conditions are met at the end of the reporting period, even if the lender does not test compliance until a later date; and
- clarify that if a liability has terms that could, at the option of the counterparty, result in its settlement by the transfer of the entity’s own equity instruments, these terms do not affect its classification as current or non-current only if the entity recognises the option separately as an equity instrument applying IAS 32 *Financial Instruments: Presentation*.

Based on the Group’s outstanding liabilities as at 31 December 2022, the application of the amendments will not result in reclassification of the Group’s liabilities.

#### Amendments to IAS 1 Non-current Liabilities with Covenants (‘the 2022 Amendments’)

The 2022 Amendments modify the requirements introduced by the amendments to IAS 1 issued in 2020, *Classification of Liabilities as Current or Non-current* (“**the 2020 Amendment**”) on how an entity classifies debt and other financial liabilities with covenants as current or non-current. The amendments specify that only covenants with which the entity is required to comply with on or before the end of the reporting period affect the entity’s right to defer settlement of a liability for at least twelve months after the reporting date. Covenants which are required to comply with only after the reporting period do not affect whether that right exists at the end of the reporting period.

The amendments also specify the disclosure requirements about information that enables users of financial statements to understand the risk that the liabilities could become repayable within twelve months after the reporting period, if the entity classify liabilities arising from loan arrangements as non-current when the entity’s right to defer settlement of those liabilities is subject to the entity complying with covenants within twelve months after the reporting period.



# NOTES TO THE CONSOLIDATED FINANCIAL STATEMENTS

For the year ended 31 December 2022

## 2. Application of amendments to international financial reporting standards (“IFRSs”) (Continued)

### New and amendments to IFRSs in issue but not yet effective (Continued)

#### Amendments to IAS 1 Non-current Liabilities with Covenants (‘the 2022 Amendments’) (Continued)

The amendments also defer the effective date of the 2020 Amendments to annual reporting periods beginning on or after 1 January 2024. The amendments, together with the 2020 Amendments, are effective for annual reporting periods beginning on or after 1 January 2024, with early application permitted. If an entity applies the 2020 amendments for an earlier period after the issue of the 2022 Amendments, the entity should also apply the 2022 Amendments for that period.

Based on the Group’s outstanding liabilities as at 31 December 2022, the application of the amendments will not result in reclassification of the Group’s liabilities.

#### Amendments to IAS 1 and IFRS Practice Statement 2 Disclosure of Accounting Policies

IAS 1 is amended to replace all instances of the term “significant accounting policies” with “material accounting policy information”. Accounting policy information is material if, when considered together with other information included in an entity’s financial statements, it can reasonably be expected to influence decisions that the primary users of general purpose financial statements make on the basis of those financial statements.

The amendments also clarify that accounting policy information may be material because of the nature of the related transactions, other events or conditions, even if the amounts are immaterial. However, not all accounting policy information relating to material transactions, other events or conditions is itself material. If an entity chooses to disclose immaterial accounting policy information, such information must not obscure material accounting policy information.

IFRS Practice Statement 2 *Making Materiality Judgements* (the “**Practice Statement**”) is also amended to illustrate how an entity applies the “four-step materiality process” to accounting policy disclosures and to judge whether information about an accounting policy is material to its financial statements. Guidance and examples are added to the Practice Statement.

The application of the amendments is not expected to have significant impact on the financial position or performance of the Group but may affect the disclosures of the Group’s significant accounting policies. The impacts of application, if any, will be disclosed in the Group’s future consolidated financial statements.

# NOTES TO THE CONSOLIDATED FINANCIAL STATEMENTS

For the year ended 31 December 2022

## 2. Application of amendments to international financial reporting standards (“IFRSs”) *(Continued)*

### **New and amendments to IFRSs in issue but not yet effective** *(Continued)*

#### *Amendments to IAS 8 Definition of Accounting Estimates*

The amendments define accounting estimates as “monetary amounts in financial statements that are subject to measurement uncertainty”. An accounting policy may require items in financial statements to be measured in a way that involves measurement uncertainty – that is, the accounting policy may require such items to be measured at monetary amounts that cannot be observed directly and must instead be estimated. In such a case, an entity develops an accounting estimate to achieve the objective set out by the accounting policy. Developing accounting estimates involves the use of judgements or assumptions based on the latest available, reliable information.

In addition, the concept of changes in accounting estimates in IAS 8 is retained with additional clarifications.

The application of the amendments is not expected to have significant impact on the Group’s consolidated financial statements.

#### *Amendments to IAS 12 Deferred Tax related to Assets and Liabilities arising from a Single Transaction*

The amendments narrow the scope of the recognition exemption of deferred tax liabilities and deferred tax assets in paragraphs 15 and 24 of IAS 12 *Income Taxes* so that it no longer applies to transactions that, on initial recognition, give rise to equal taxable and deductible temporary differences.

As disclosed in Note 3 to the consolidated financial statements, for leasing transactions in which the tax deductions are attributable to the lease liabilities, the Group applies IAS 12 requirements to the relevant assets and liabilities separately. Temporary differences on initial recognition of the relevant assets and liabilities are not recognised due to application of the initial recognition exemption.

Upon the application of the amendments, the Group will recognise a deferred tax asset (to the extent that it is probable that taxable profit will be available against which the deductible temporary difference can be utilised) and a deferred tax liability for all deductible and taxable temporary differences associated with the right-of-use assets and the lease liabilities.

The amendments are effective for the Group’s annual reporting period beginning on 1 January 2023. As at 31 December 2022, the carrying amounts of right-of-use assets and lease liabilities which are subject to the amendments amounted to approximately RMB2,988,000 and approximately RMB2,911,000 respectively. The cumulative effect of initially applying the amendments will be recognised as an adjustment to the opening balance of retained earnings (or other component of equity, as appropriate) at the beginning of the earliest comparative period presented.

# NOTES TO THE CONSOLIDATED FINANCIAL STATEMENTS

For the year ended 31 December 2022

## 3. Basis of preparation of consolidated financial statements and significant accounting policies

### 3.1 Basis of preparation of consolidated financial statements

The consolidated financial statements have been prepared in accordance with IFRSs issued by the IASB. For the purpose of preparation of the consolidated financial statements, information is considered material if such information is reasonably expected to influence decisions made by primary users. In addition, the consolidated financial statements include applicable disclosures required by the Rules Governing the Listing of Securities on the Stock Exchange (the “**Listing Rules**”) and by the Hong Kong Companies Ordinance (“**CO**”).

As stated in the consolidated financial statements, the Group’s current liabilities exceeded its current assets by approximately RMB212,241,000 as at 31 December 2022. As at the same date, the Group’s borrowings due within one year amounted to approximately RMB337,000,000 and has capital commitments of approximately RMB171,753,000, while its cash and cash equivalents amounted to approximately RMB56,086,000 only. These conditions indicate the existence of material uncertainties which may cast significant doubt about the Group’s ability to continue as a going concern.

In view of such circumstances, the Directors have given careful consideration to the future liquidity and performance of the Group and its available sources of financing in assessing whether the Group will have sufficient financial resources to continue as a going concern after taking into consideration the followings:

- (1) Subsequent to the end of the reporting period, the Group successfully obtained new borrowings of RMB120,000,000, RMB117,000,000, RMB200,000,000 and RMB142,500,000 from certain financial institutions in PRC of which RMB413,000,000 have been used to settle the existing borrowings. Pursuant to the loan agreements, those new borrowings carried interest rate at 4.00%-9.23% per annum and repayable on 23 February 2024, 26 February 2024, 20 December 2025 and 13 January 2026, respectively;
- (2) The executive directors, Mr. Li Yanjun who is also the chairman and substantial shareholder of the Company, and Mr. Li Ziwei (also known as Leung Hongying Li Ziwei) who is also the chief executive officer and substantial shareholder of the Company (collectively referred to the “Substantial Shareholders”) have undertaken to provide adequate funds to enable the Group to meet its liabilities and to settle financial obligations to third parties as and when they fall due. If necessary, the Substantial Shareholders will use their unsecured shares of the Group to provide the financial support to the Group. Therefore, the Group can continue as a going concern and carry on its business without a significant curtailment of operations for the next twelve months from 31 December 2022; and
- (3) Benefit from the steadily increase of average selling price of iron ore concentrates in first quarter of 2023, the Group is expected to record a net operating cash inflow for the year ending 31 December 2023.

The Directors have reviewed the Group’s cash flow projection prepared by the management which covering a period of not less than twelve months from 31 December 2022 on the basis that the Group’s aforementioned plans and measures will be successful, and are satisfied that the Group will have sufficient working capital to meet its financial obligations as and when they fall due within the twelve months from 31 December 2022. Accordingly, the Directors consider that it is appropriate to prepare the consolidated financial statements on a going concern basis.

# NOTES TO THE CONSOLIDATED FINANCIAL STATEMENTS

For the year ended 31 December 2022

## 3. Basis of preparation of consolidated financial statements and significant accounting policies *(Continued)*

### 3.1 Basis of preparation of consolidated financial statements *(Continued)*

The consolidated financial statements do not include any adjustments that would result from the failure of the Group to obtain sufficient future funding. Should the Group be unable to continue to operate as a going concern, adjustments would have to be made to reduce the carrying amounts of the assets of the Group to their recoverable amounts, to provide for further liabilities which might arise and to reclassify non-current assets and liabilities as current assets and liabilities, respectively.

The consolidated financial statements have been prepared on the historical cost basis at the end of each reporting period, as explained in the accounting policies set out below.

Historical cost is generally based on the fair value of the consideration given in exchange for goods and services.

Fair value is the price that would be received to sell an asset or paid to transfer a liability in an orderly transaction between market participants at the measurement date, regardless of whether that price is directly observable or estimated using another valuation technique. In estimating the fair value of an asset or a liability, the Group takes into account the characteristics of the asset or liability if market participants would take those characteristics into account when pricing the asset or liability at the measurement date. Fair value for measurement and/or disclosure purposes in these consolidated financial statements is determined on such a basis, except for share-based payment transactions that are within the scope of IFRS 2 *Share-based Payment*, leasing transactions that are accounted for in accordance with IFRS 16, and measurements that have some similarities to fair value but are not fair value, such as net realisable value in IAS 2 *Inventories* or value in use in IAS 36 *Impairment of Assets*.

A fair value measurement of a non-financial asset takes into account a market participant's ability to generate economic benefits by using the asset in its highest and best use or by selling it to another market participant that would use the asset in its highest and best use.

In addition, for financial reporting purposes, fair value measurements are categorised into Level 1, 2 or 3 based on the degree to which the inputs to the fair value measurements are observable and the significance of the inputs to the fair value measurement in its entirety, which are described as follows:

- Level 1 inputs are quoted prices (unadjusted) in active markets for identical assets or liabilities that the entity can access at the measurement date;
- Level 2 inputs are inputs, other than quoted prices included within Level 1, that are observable for the asset or liability, either directly or indirectly; and
- Level 3 inputs are unobservable inputs for the asset or liability.

# NOTES TO THE CONSOLIDATED FINANCIAL STATEMENTS

For the year ended 31 December 2022

## 3. Basis of preparation of consolidated financial statements and significant accounting policies *(Continued)*

### 3.2 Significant accounting policies

#### Basis of consolidation

The consolidated financial statements incorporate the financial statements of the Company and entities controlled by the Company and its subsidiaries. Control is achieved when the Company:

- has power over the investee;
- is exposed, or has rights, to variable returns from its involvement with the investee; and
- has the ability to use its power to affect its returns.

The Group reassesses whether or not it controls an investee if fact and circumstances indicate that there are changes to one or more of the three elements of control listed above.

Consolidation of a subsidiary begins when the Group obtain control over the subsidiary and ceases when the Group loses control of the subsidiary. Specifically, income and expenses of a subsidiary acquired or disposed of during the year are included in the consolidated statement of profit or loss and other comprehensive income from the date the Group gains control until the date when the Group ceases to control the subsidiary.

Profit or loss and each item of other comprehensive income are attributed to the owners of the Company and to the non-controlling interests. Total comprehensive income of subsidiaries is attributed to the owners of the Company and to the non-controlling interests even if this results in the non-controlling interests having a deficit balance.

When necessary, adjustments are made to the financial statements of subsidiaries to bring their accounting policies in line with the Group's accounting policies.

All intragroup assets and liabilities, equity, income, expenses and cash flows relating to transactions between members of the Group are eliminated in full on consolidation.

Non-controlling interests in subsidiaries are presented separately from the Group's equity therein, which represent present ownership interests entitling their holders to a proportionate share of net assets of the relevant subsidiaries upon liquidation.

# NOTES TO THE CONSOLIDATED FINANCIAL STATEMENTS

For the year ended 31 December 2022

## 3. Basis of preparation of consolidated financial statements and significant accounting policies *(Continued)*

### 3.2 Significant accounting policies *(Continued)*

#### Revenue from contracts with customers

The Group recognises revenue when (or as) a performance obligation is satisfied, i.e. when “control” of the goods or services underlying the particular performance obligation is transferred to the customer.

A performance obligation represents a good or service (or a bundle of goods or services) that is distinct or a series of distinct goods or services that are substantially the same.

Control is transferred over time and revenue is recognised over time by reference to the progress towards complete satisfaction of the relevant performance obligation if one of the following criteria is met:

- the customer simultaneously receives and consumes the benefits provided by the Group’s performance as the Group performs;
- the Group’s performance creates or enhances an asset that the customer controls as the Group performs; or
- the Group’s performance does not create an asset with an alternative use to the Group and the Group has an enforceable right to payment for performance completed to date.

Otherwise, revenue is recognised at a point in time when the customer obtains control of the distinct good or service.

A contract asset represents the Group’s right to consideration in exchange for goods or services that the Group has transferred to a customer that is not yet unconditional. It is assessed for impairment in accordance with IFRS 9. In contrast, a receivable represents the Group’s unconditional right to consideration, i.e. only the passage of time is required before payment of that consideration is due.

A contract liability represents the Group’s obligation to transfer goods or services to a customer for which the Group has received consideration (or an amount of consideration is due) from the customer.

A contract asset and a contract liability relating to the same contract are accounted for and presented on a net basis.

# NOTES TO THE CONSOLIDATED FINANCIAL STATEMENTS

For the year ended 31 December 2022

## 3. Basis of preparation of consolidated financial statements and significant accounting policies *(Continued)*

### 3.2 Significant accounting policies *(Continued)*

#### Revenue from contracts with customers *(Continued)*

##### **Existence of significant financing component**

In determining the transaction price, the Group adjusts the promised amount of consideration for the effects of the time value of money if the timing of payments agreed (either explicitly or implicitly) provides the customer or the Group with a significant benefit of financing the transfer of goods or services to the customer. In those circumstances, the contract contains a significant financing component. A significant financing component may exist regardless of whether the promise of financing is explicitly stated in the contract or implied by the payment terms agreed to by the parties to the contract.

For contracts where the period between payment and transfer of the associated goods or services is less than one year, the Group applies the practical expedient of not adjusting the transaction price for any significant financing component.

#### Leases

##### **Definition of a lease**

A contract is, or contains, a lease if the contract conveys the right to control the use of an identified asset for a period of time in exchange for consideration.

For contracts entered into or modified on or after the date of initial application of IFRS 16 or arising from business combinations, the Group assesses whether a contract is or contains a lease based on the definition under IFRS 16 at inception, modification date or acquisition date, as appropriate. Such contract will not be reassessed unless the terms and conditions of the contract are subsequently changed.

##### **The Group as a lessee**

###### *Allocation of consideration to components of a contract*

For a contract that contains a lease component and one or more additional lease or non-lease components, the Group allocates the consideration in the contract to each lease component on the basis of the relative stand-alone price of the lease component and the aggregate stand-alone price of the non-lease components.

The Group applies practical expedient not to separate non-lease components from lease component, and instead account for the lease component and any associated non-lease components as a single lease component.

# NOTES TO THE CONSOLIDATED FINANCIAL STATEMENTS

For the year ended 31 December 2022

## 3. Basis of preparation of consolidated financial statements and significant accounting policies *(Continued)*

### 3.2 Significant accounting policies *(Continued)*

#### Leases *(Continued)*

##### The Group as a lessee *(Continued)*

##### *Short-term leases and leases of low-value assets*

The Group applies the short-term lease recognition exemption to leases of workshop, stockyard and machinery, that have a lease term of 12 months or less from the commencement date and do not contain a purchase option. It also applies the recognition exemption for lease of low-value assets. Lease payments on short-term leases and leases of low-value assets are recognised as expense on a straight-line basis or another systematic basis over the lease term.

##### *Right-of-use assets*

The cost of right-of-use asset includes:

- the amount of the initial measurement of the lease liability;
- any lease payments made at or before the commencement date, less any lease incentives received;
- any initial direct costs incurred by the Group; and
- an estimate of costs to be incurred by the Group in dismantling and removing the underlying assets, restoring the site on which it is located or restoring the underlying asset to the condition required by the terms and conditions of the lease.

Right-of-use assets are measured at cost, less any accumulated depreciation and impairment losses, and adjusted for any remeasurement of lease liabilities.

Right-of-use assets in which the Group is reasonably certain to obtain ownership of the underlying leased assets at the end of the lease term are depreciated from commencement date to the end of the useful life. Otherwise, right-of-use assets are depreciated on a straight-line basis over the shorter of its estimated useful life and the lease term.

The Group presents right-of-use assets in “property, plant and equipment” the same line item within which the corresponding underlying assets would be presented if they were owned.



# NOTES TO THE CONSOLIDATED FINANCIAL STATEMENTS

For the year ended 31 December 2022

## 3. Basis of preparation of consolidated financial statements and significant accounting policies *(Continued)*

### 3.2 Significant accounting policies *(Continued)*

#### Leases *(Continued)*

##### The Group as a lessee *(Continued)*

###### *Refundable rental deposits*

Refundable rental deposits paid are accounted under IFRS 9 and initially measured at fair value. Adjustments to fair value at initial recognition are considered as additional lease payments and included in the cost of right-of-use assets.

###### *Lease liabilities*

At the commencement date of a lease, the Group recognises and measures the lease liability at the present value of lease payments that are unpaid at that date. In calculating the present value of lease payments, the Group uses the incremental borrowing rate at the lease commencement date if the interest rate implicit in the lease is not readily determinable.

The lease payments include:

- fixed payments (including in-substance fixed payments) less any lease incentives receivable;
- variable lease payments that depend on an index or a rate, initially measured using the index or rate as at the commencement date;
- amounts expected to be payable by the Group under residual value guarantees;
- the exercise price of a purchase option if the Group is reasonably certain to exercise the option; and
- payments of penalties for terminating a lease, if the lease term reflects the Group exercising an option to terminate the lease.

After the commencement date, lease liabilities are adjusted by interest accretion and lease payments.

The Group presents lease liabilities as a separate line item on the consolidated statement of financial position.

# NOTES TO THE CONSOLIDATED FINANCIAL STATEMENTS

For the year ended 31 December 2022

## 3. Basis of preparation of consolidated financial statements and significant accounting policies *(Continued)*

### 3.2 Significant accounting policies *(Continued)*

#### Foreign currencies

In preparing the financial statements of each individual group entity, transactions in currencies other than the functional currency of that entity (foreign currencies) are recognised at the rates of exchanges prevailing on the dates of the transactions. At the end of the reporting period, monetary items denominated in foreign currencies are retranslated at the rates prevailing at that date. Non-monetary items carried at fair value that are denominated in foreign currencies are retranslated at the rates prevailing on the date when the fair value was determined. Non-monetary items that are measured in terms of historical cost in a foreign currency are not retranslated.

Exchange differences arising on the settlement of monetary items, and on the retranslation of monetary items, are recognised in profit or loss in the period in which they arise.

For the purposes of presenting the consolidated financial statements, the assets and liabilities of the Group's operations are translated into the presentation currency of the Group (i.e. RMB) using exchange rates prevailing at the end of each reporting period. Income and expenses items are translated at the average exchange rates for the period, unless exchange rates fluctuate significantly during the period, in which case the exchange rates prevailing at the dates of transactions are used. Exchange differences arising, if any, are recognised in other comprehensive income and accumulated in equity under the heading of exchange reserve.

On the disposal of a foreign operation (that is, a disposal of the Group's entire interest in a foreign operation, or a disposal involving loss of control over a subsidiary that includes a foreign operation, or a partial disposal of an interest in a joint arrangement or an associate that includes a foreign operation of which the retained interest becomes a financial asset), all of the exchange differences accumulated in equity in respect of that operation attributable to the owners of the Company are reclassified to profit or loss.

In addition, in relation to a partial disposal of a subsidiary that does not result in the Group losing control over the subsidiary, the proportionate share of accumulated exchange differences are re-attributed to non-controlling interests and are not recognised in profit or loss. For all other partial disposals (i.e. partial disposals of associates or joint arrangements that do not result in the Group losing significant influence or joint control), the proportionate share of the accumulated exchange differences is reclassified to profit or loss.

Goodwill and fair value adjustments on identifiable assets acquired arising on an acquisition of a foreign operation are treated as assets and liabilities of that foreign operation and translated at the rate of exchange prevailing at the end of each reporting period. Exchange differences arising are recognised in other comprehensive income.

# NOTES TO THE CONSOLIDATED FINANCIAL STATEMENTS

For the year ended 31 December 2022

## 3. Basis of preparation of consolidated financial statements and significant accounting policies *(Continued)*

### 3.2 Significant accounting policies *(Continued)*

#### **Borrowing costs**

All borrowing costs are recognised in profit or loss in the period in which they are incurred.

#### **Government grants**

Government grants are not recognised until there is reasonable assurance that the Group will comply with the conditions attaching to them and that the grants will be received.

Government grants are recognised in profit or loss on a systematic basis over the periods in which the Group recognises as expenses the related costs for which the grants are intended to compensate.

Government grants related to income that are receivable as compensation for expenses or losses already incurred or for the purpose of giving immediate financial support to the Group with no future related costs are recognised in profit or loss in the period in which they become receivable. Such grants are presented under "other income, gains and losses, net".

#### **Employee benefits**

##### **Retirement benefit costs**

Payments to the Mandatory Provident Fund Scheme (the "MPF Scheme"), state-managed retirement benefit schemes are recognised as an expense when employees have rendered service entitling them to the contributions.

##### **Termination benefits**

A liability for a termination benefit is recognised at the earlier of when the group entity can no longer withdraw the offer of the termination benefit and when it recognises any related restructuring costs.

##### **Short-term and other long-term employee benefits**

Short-term employee benefits are recognised at the undiscounted amount of the benefits expected to be paid as and when employees rendered the services. All short-term employee benefits are recognised as an expense unless another IFRS requires or permits the inclusion of the benefit in the cost of an asset.

A liability is recognised for benefits accruing to employees (such as wages and salaries, annual leave and sick leave) after deducting any amount already paid.

Liabilities recognised in respect of other long-term employee benefits are measured at the present value of the estimated future cash outflows expected to be made by the Group in respect of services provided by employees up to the reporting date. Any changes in the liabilities' carrying amounts resulting from service cost, interest and remeasurements are recognised in profit or loss except to the extent that another IFRS requires or permits their inclusion in the cost of an asset.

# NOTES TO THE CONSOLIDATED FINANCIAL STATEMENTS

For the year ended 31 December 2022

## 3. Basis of preparation of consolidated financial statements and significant accounting policies *(Continued)*

### 3.2 Significant accounting policies *(Continued)*

#### Taxation

Income tax expense represents the sum of the tax currently payable and deferred tax.

The tax currently payable is based on taxable profit for the year. Taxable profit differs from profit before tax because of income or expense that are taxable or deductible in other years and items that are never taxable or deductible. The Group's liability for current tax is calculated using tax rates that have been enacted or substantively enacted by the end of the reporting period.

Deferred tax is recognised on temporary differences between the carrying amounts of assets and liabilities in the consolidated financial statements and the corresponding tax bases used in the computation of taxable profit. Deferred tax liabilities are generally recognised for all taxable temporary differences. Deferred tax assets are generally recognised for all deductible temporary differences to the extent that it is probable that taxable profits will be available against which those deductible temporary differences can be utilised. Such deferred tax assets and liabilities are not recognised if the temporary difference arises from the initial recognition (other than in a business combination) of assets and liabilities in a transaction that affects neither the taxable profit nor the accounting profit. In addition, deferred tax liabilities are not recognised if the temporary difference arises from the initial recognition of goodwill.

Deferred tax liabilities are recognised for taxable temporary differences associated with investments in subsidiaries, except where the Group is able to control the reversal of the temporary difference and it is probable that the temporary difference will not reverse in the foreseeable future. Deferred tax assets arising from deductible temporary differences associated with such investments and interests are only recognised to the extent that it is probable that there will be sufficient taxable profits against which to utilise the benefits of the temporary differences and they are expected to reverse in the foreseeable future.

The carrying amount of deferred tax assets is reviewed at the end of each reporting period and reduced to the extent that it is no longer probable that sufficient taxable profits will be available to allow all or part of the asset to be recovered.

Deferred tax assets and liabilities are measured at the tax rates that are expected to apply in the period in which the liability is settled or the asset is realised, based on tax rate (and tax laws) that have been enacted or substantively enacted by the end of the reporting period.

# NOTES TO THE CONSOLIDATED FINANCIAL STATEMENTS

For the year ended 31 December 2022

## 3. Basis of preparation of consolidated financial statements and significant accounting policies *(Continued)*

### 3.2 Significant accounting policies *(Continued)*

#### Taxation *(Continued)*

The measurement of deferred tax liabilities and assets reflects the tax consequences that would follow from the manner in which the Group expects, at the end of the reporting period, to recover or settle the carrying amount of its assets and liabilities.

For the purposes of measuring deferred tax for leasing transactions in which the Group recognises the right-of-use assets and the related lease liabilities, the Group first determines whether the tax deductions are attributable to the right-of-use assets or the lease liabilities.

For leasing transactions in which the tax deductions are attributable to the lease liabilities, the Group applies IAS 12 *Income Taxes* requirements to right-of-use assets and lease liabilities separately. Temporary differences on initial recognition of the relevant right-of-use assets and lease liabilities are not recognised due to application of the initial recognition exemption. Temporary differences arising from subsequent revision to the carrying amounts of right-of-use assets and lease liabilities, resulting from remeasurement of lease liabilities and lease modifications, that are not subject to initial recognition exemption are recognised on the date of remeasurement or modification.

Deferred tax assets and liabilities are offset when there is a legally enforceable right to set off current tax assets against current tax liabilities and when they relate to income taxes levied to the same taxable entity by the same taxation authority.

Current and deferred tax are recognised in profit or loss, except when they relate to items that are recognised in other comprehensive income or directly in equity, in which case, the current and deferred tax are also recognised in other comprehensive income or directly in equity respectively. Where current tax or deferred tax arises from the initial accounting for a business combination, the tax effect is included in the accounting for the business combination.

In assessing any uncertainty over income tax treatments, the Group considers whether it is probable that the relevant tax authority will accept the uncertain tax treatment used, or proposed to be used by individual group entities in their income tax filings. If it is probable, the current and deferred taxes are determined consistently with the tax treatment in the income tax filings. If it is not probable that the relevant taxation authority will accept an uncertain tax treatment, the effect of each uncertainty is reflected by using either the most likely amount or the expected value.

# NOTES TO THE CONSOLIDATED FINANCIAL STATEMENTS

For the year ended 31 December 2022

## 3. Basis of preparation of consolidated financial statements and significant accounting policies *(Continued)*

### 3.2 Significant accounting policies *(Continued)*

#### Property, plant and equipment

Property, plant and equipment are tangible assets that are held for use in the production or supply of goods or services, or for administrative purposes. Property, plant and equipment are stated in the consolidated statement of financial position at cost less subsequent accumulated depreciation and subsequent accumulated impairment losses, if any.

Buildings and plants, machinery and equipment, office equipment and mine properties in the course of construction for production, supply or administrative purposes (i.e. construction in progress) are carried at cost, less any recognised impairment loss. Costs include any costs directly attributable to bringing the asset to the location and condition necessary for it to be capable of operating in the manner intended by management, including costs of testing whether the related assets is functioning properly and, for qualifying assets, borrowing costs capitalised in accordance with the Group's accounting policy. Depreciation of these assets, on the same basis as other property assets, commences when the assets are ready for their intended use.

When the Group makes payments for ownership interests of properties which includes both leasehold land and building elements, the entire consideration is allocated between the leasehold land and the building elements in proportion to the relative fair values at initial recognition. To the extent the allocation of the relevant payments can be made reliably, interest in leasehold land is presented as "right-of-use assets" in the consolidated statement of financial position. When the consideration cannot be allocated reliably between non-lease building element and undivided interest in the underlying leasehold land, the entire properties are classified as property, plant and equipment.

Depreciation is recognised so as to write off the cost of assets other than mine properties less their residual values over their estimated useful lives, using the straight-line method. Mine properties are depreciated using the units-of-production method based on the proven and probable mineral reserves of the relevant ore body or component of ore body. The estimated useful lives, residual values and depreciation method are reviewed at the end of each reporting period, with the effect of any changes in estimate accounted for on a prospective basis.

An item of property, plant and equipment is derecognised upon disposal or when no future economic benefits are expected to arise from the continued use of the asset. Any gain or loss arising on the disposal or retirement of an item of property, plant and equipment is determined as the difference between the sales proceeds and the carrying amount of the asset and is recognised in profit or loss.

# NOTES TO THE CONSOLIDATED FINANCIAL STATEMENTS

For the year ended 31 December 2022

## 3. Basis of preparation of consolidated financial statements and significant accounting policies *(Continued)*

### 3.2 Significant accounting policies *(Continued)*

#### Capitalised stripping cost

The process of removing overburden and other mine waste materials to access mineral deposits is referred to as stripping. Stripping costs (waste removal costs) are incurred during the development and production phases at open-pit mining and they are accounted for separately for each component of an ore body unless the stripping activity provides improved access to the whole of the ore body. A component is a specific section within an ore body that is made more accessible by the stripping activity. The identification of components is dependent on the mine plan. Judgement is required to identify and define these components and also to determine the expected volumes of waste to be stripped and ore to be mined in each of these components. Judgement is also required to identify a suitable production measure that can be applied in the calculation and allocation of production stripping costs between inventory and production stripping activity. These are used to calculate and allocate the production stripping costs to inventory and/or the stripping activity assets.

Development stripping costs are capitalised as a stripping activity asset, in construction in progress and forming part of the cost of constructing the mine, when:

- It is probable that future economic benefits associated with the asset will flow to the entity; and
- The costs can be measured reliably.

Capitalisation of development stripping costs ceases and these costs are transferred to mine properties in property, plant and equipment when the ore body or component of ore body is ready for its intended use.

# NOTES TO THE CONSOLIDATED FINANCIAL STATEMENTS

For the year ended 31 December 2022

## 3. Basis of preparation of consolidated financial statements and significant accounting policies *(Continued)*

### 3.2 Significant accounting policies *(Continued)*

#### Capitalised stripping cost *(Continued)*

Production stripping can give rise to two benefits being the extraction of ore in the current period and improved access to the ore body or component of ore body in future periods. To the extent that the benefit is the extraction of ore, the stripping costs are recognised as an inventory cost. To the extent the benefit is improved access to the ore body or component of ore body in future periods, the stripping costs are capitalised as mine properties in property, plant and equipment, if the following criteria are met:

- It is probable that the future economic benefit (improved access to ore) will flow to the Group;
- The ore body or component of the ore body for which access has been improved can be identified; and
- The costs relating to the stripping activity can be measured reliably.

Production stripping costs are allocated between the inventory produced and the mine properties capitalised using a life-of-component waste to ore strip ratio. When the current strip ratio is greater than the life-of-component ratio, a portion of the stripping costs is capitalised to the existing mine properties.

The development and production stripping assets are depreciated using the units of production method based on the proven and probable mineral reserves of the relevant ore body or component of ore body.

#### Intangible assets

##### Mining rights

Mining rights are stated at cost less accumulated amortisation and impairment losses. The mining rights are amortised using the units-of-production method based on the proved and probable mineral reserves. The Group's mining rights are of sufficient duration (or convey a legal right to renew for sufficient duration) to enable all reserves to be mined in accordance with current production schedules.



# NOTES TO THE CONSOLIDATED FINANCIAL STATEMENTS

For the year ended 31 December 2022

## 3. Basis of preparation of consolidated financial statements and significant accounting policies *(Continued)*

### 3.2 Significant accounting policies *(Continued)*

#### Impairment on property, plant and equipment, right-of-use assets and intangible assets other than goodwill

At the end of the reporting period, the Group reviews the carrying amounts of its property, plant and equipment, right-of-use assets and intangible assets with finite useful lives to determine whether there is any indication that these assets have suffered an impairment loss. If any such indication exists, the recoverable amount of the relevant asset is estimated in order to determine the extent of the impairment loss, if any.

The recoverable amount of property, plant and equipment, right-of-use assets and intangible assets are estimated individually. When it is not possible to estimate the recoverable amount individually, the Group estimates the recoverable amount of the cash-generating unit to which the asset belongs.

In testing a cash-generating unit for impairment, corporate assets are allocated to the relevant cash-generating unit when a reasonable and consistent basis of allocation can be established, or otherwise they are allocated to the smallest group of cash generating units for which a reasonable and consistent allocation basis can be established. The recoverable amount is determined for the cash-generating unit or group of cash-generating units to which the corporate asset belongs, and is compared with the carrying amount of the relevant cash-generating unit or group of cash-generating units.

Recoverable amount is the higher of fair value less costs of disposal and value in use. In assessing value in use, the estimated future cash flows are discounted to their present value using a pre-tax discount rate that reflects current market assessments of the time value of money and the risks specific to the asset (or a cash-generating unit) for which the estimates of future cash flows have not been adjusted.

If the recoverable amount of an asset (or a cash-generating unit) is estimated to be less than its carrying amount, the carrying amount of the asset (or a cash-generating unit) is reduced to its recoverable amount. For corporate assets or portion of corporate assets which cannot be allocated on a reasonable and consistent basis to a cash-generating unit, the Group compares the carrying amount of a group of cash-generating units, including the carrying amounts of the corporate assets or portion of corporate assets allocated to that group of cash-generating units, with the recoverable amount of the group of cash-generating units. In allocating the impairment loss, the impairment loss is allocated first to reduce the carrying amount of any goodwill (if applicable) and then to the other assets on a pro-rata basis based on the carrying amount of each asset in the unit or the group of cash-generating units. The carrying amount of an asset is not reduced below the highest of its fair value less costs of disposal (if measurable), its value in use (if determinable) and zero. The amount of the impairment loss that would otherwise have been allocated to the asset is allocated pro-rata to the other assets of the unit or the group of cash-generating units. An impairment loss is recognised immediately in profit or loss.

# NOTES TO THE CONSOLIDATED FINANCIAL STATEMENTS

For the year ended 31 December 2022

## 3. Basis of preparation of consolidated financial statements and significant accounting policies *(Continued)*

### 3.2 Significant accounting policies *(Continued)*

#### Impairment on property, plant and equipment, right-of-use assets and intangible assets other than goodwill *(Continued)*

Where an impairment loss subsequently reverses, the carrying amount of the asset (or a cash-generating unit or a group of cash-generating units) is increased to the revised estimate of its recoverable amount, but so that the increased carrying amount does not exceed the carrying amount that would have been determined had no impairment loss been recognised for the asset (or a cash-generating unit or a group of cash-generating units) in prior years. A reversal of an impairment loss is recognised immediately in profit or loss.

#### Cash and cash equivalents

Cash and cash equivalents presented on the consolidated statement of financial position include:

- (a) cash, which comprises of cash on hand and demand deposits, excluding bank balances that are subject to regulatory restrictions that result in such balances no longer meeting the definition of cash; and
- (b) cash equivalents, which comprises of short-term (generally with original maturity of three months or less), highly liquid investments that are readily convertible to a known amount of cash and which are subject to an insignificant risk of changes in value. Cash equivalents are held for the purpose of meeting short-term cash commitments rather than for investment or other purposes.

For the purposes of the consolidated statement of cash flows, cash and cash equivalents consist of cash and cash equivalents as defined above, net of outstanding bank overdrafts which are repayable on demand and form an integral part of the Group's cash management. Such overdrafts are presented as short-term borrowings in the consolidated statement of financial position.

#### Inventories

Inventories are stated at the lower of cost and net realisable value. Costs of inventories are determined on a weighted average method and comprises all costs of purchase, cost of conversion, an appropriate portion of fixed and variable overhead costs, including the stripping costs incurred during the production phase, and other costs incurred in bringing the inventories to their present location and condition.

Net realisable value represents the estimated selling price for inventories less all estimated costs of completion and costs necessary to make the sale. Costs necessary to make the sale include incremental costs directly attributable to the sale and non-incremental costs the Group must incur to make the sale.

# NOTES TO THE CONSOLIDATED FINANCIAL STATEMENTS

For the year ended 31 December 2022

## 3. Basis of preparation of consolidated financial statements and significant accounting policies *(Continued)*

### 3.2 Significant accounting policies *(Continued)*

#### **Inventories** *(Continued)*

Inventories of ancillary materials, spare parts and small tools used in production are stated at cost less impairment losses for obsolescence.

#### **Provisions**

Provisions are recognised when the Group has a present obligation (legal or constructive) as a result of a past event, it is probable that the Group will be required to settle that obligation, and a reliable estimate can be made of the amount of the obligation.

The amount recognised as a provision is the best estimate of the consideration required to settle the present obligation at the end of the reporting period, taking into account the risks and uncertainties surrounding the obligation. When a provision is measured using the cash flows estimated to settle the present obligation, its carrying amount is the present value of those cash flows (where the effect of the time value of money is material).

#### **Obligation for reclamation**

The Group's obligations for reclamation consist of spending estimates at its mines in accordance with the relevant rules and regulations in the PRC. The Group estimates its liabilities for final reclamation and mine closure based upon detailed calculations of the amount and timing of the future cash spending to perform the required work. Spending estimates are escalated for inflation, then discounted at a discount rate that reflects current market assessments of the time value of money and the risks specific to the liability such that the amount of provision reflects the present value of the expenditures expected to be required to settle the obligation. The Group records a corresponding asset associated with the liability for final reclamation and mine closure as mine properties in property, plant and equipment. The obligation and corresponding asset are recognised in the period in which the liability is incurred. The asset is depreciated on the units-of-production method over its expected life and the liability is accreted to the projected spending date. As changes in estimates occur (such as mine plan revisions, changes in estimated costs, or changes in timing of the performance of reclamation activities), the revisions to the obligation and the corresponding asset are recognised at the appropriate discount rate.

# NOTES TO THE CONSOLIDATED FINANCIAL STATEMENTS

For the year ended 31 December 2022

## 3. Basis of preparation of consolidated financial statements and significant accounting policies *(Continued)*

### 3.2 Significant accounting policies *(Continued)*

#### Financial instruments

Financial assets and financial liabilities are recognised when a group entity becomes a party to the contractual provisions of the instrument. All regular way purchases or sales of financial assets are recognised and derecognised on a trade date basis. Regular way purchases or sales are purchases or sales of financial assets that require delivery of assets within the time frame established by regulation or convention in the market place.

Financial assets and financial liabilities are initially measured at fair value except for trade receivables arising from contracts with customers which are initially measured in accordance with IFRS 15 *Revenue from Contracts with Customers*. Transaction costs that are directly attributable to the acquisition or issue of financial assets and financial liabilities (other than financial assets or financial liabilities at fair value through profit or loss (“FVTPL”)) are added to or deducted from the fair value of the financial assets or financial liabilities, as appropriate, on initial recognition. Transaction costs directly attributable to the acquisition of financial assets or financial liabilities at FVTPL are recognised immediately in profit or loss.

The effective interest method is a method of calculating the amortised cost of a financial asset or financial liability and of allocating interest income and interest expense over the relevant period. The effective interest rate is the rate that exactly discounts estimated future cash receipts and payments (including all fees and points paid or received that form an integral part of the effective interest rate, transaction costs and other premiums or discounts) through the expected life of the financial asset or financial liability, or, where appropriate, a shorter period, to the net carrying amount on initial recognition.

Interest/dividend income which are derived from the Group’s ordinary course of business are presented as revenue.

#### Financial assets

##### *Classification and subsequent measurement of financial assets*

Financial assets that meet the following conditions are subsequently measured at amortised cost:

- the financial asset is held within a business model whose objective is to collect contractual cash flows; and
- the contractual terms give rise on specified dates to cash flows that are solely payments of principal and interest on the principal amount outstanding.

# NOTES TO THE CONSOLIDATED FINANCIAL STATEMENTS

For the year ended 31 December 2022

## 3. Basis of preparation of consolidated financial statements and significant accounting policies *(Continued)*

### 3.2 Significant accounting policies *(Continued)*

#### Financial instruments *(Continued)*

#### Financial assets *(Continued)*

#### *Classification and subsequent measurement of financial assets (Continued)*

Financial assets that meet the following conditions are subsequently measured at fair value through other comprehensive income ("FVTOCI"):

- the financial asset is held within a business model whose objective is achieved by both selling and collecting contractual cash flows; and
- the contractual terms give rise on specified dates to cash flows that are solely payments of principal and interest on the principal amount outstanding.

All other financial assets are subsequently measured at FVTPL, except that at initial recognition of a financial asset the Group may irrevocably elect to present subsequent changes in fair value of an equity investment in other comprehensive income if that equity investment is neither held for trading nor contingent consideration recognised by an acquirer in a business combination to which IFRS 3 *Business Combinations* applies.

A financial asset is held for trading if:

- it has been acquired principally for the purpose of selling in the near term; or
- on initial recognition it is a part of a portfolio of identified financial instruments that the Group manages together and has a recent actual pattern of short-term profit-taking; or
- it is a derivative that is not designated and effective as a hedging instrument.

In addition, the Group may irrevocably designate a financial asset that are required to be measured at the amortised cost or FVTOCI as measured at FVTPL if doing so eliminates or significantly reduces an accounting mismatch.

# NOTES TO THE CONSOLIDATED FINANCIAL STATEMENTS

For the year ended 31 December 2022

## 3. Basis of preparation of consolidated financial statements and significant accounting policies *(Continued)*

### 3.2 Significant accounting policies *(Continued)*

#### Financial instruments *(Continued)*

##### Financial assets *(Continued)*

###### *Amortised cost and interest income*

Interest income is recognised using the effective interest method for financial assets measured subsequently at amortised cost. Interest income is calculated by applying the effective interest rate to the gross carrying amount of a financial asset, except for financial assets that have subsequently become credit-impaired (see below). For financial assets that have subsequently become credit-impaired, interest income is recognised by applying the effective interest rate to the amortised cost of the financial asset from the next reporting period. If the credit risk on the credit-impaired financial instrument improves so that the financial asset is no longer credit-impaired, interest income is recognised by applying the effective interest rate to the gross carrying amount of the financial asset from the beginning of the reporting period following the determination that the asset is no longer credit-impaired.

###### *Impairment of financial assets subject to impairment assessment under IFRS 9*

The Group performs impairment assessment under expected credit loss ("**ECL**") model on financial assets (including long-term receivables, trade receivables, bills receivables, other receivables and deposits, restricted bank balances and bank balances) which are subject to impairment assessment under IFRS 9. The amount of ECL is updated at each reporting date to reflect changes in credit risk since initial recognition.

Lifetime ECL represents the ECL that will result from all possible default events over the expected life of the relevant instrument. In contrast, 12-month ECL ("**12m ECL**") represents the portion of lifetime ECL that is expected to result from default events that are possible within 12 months after the reporting date. Assessments are done based on the Group's historical credit loss experience, adjusted for factors that are specific to the debtors, general economic conditions and an assessment of both the current conditions at the reporting date as well as the forecast of future conditions.

The Group always recognises lifetime ECL for trade receivables.

For all other instruments, the Group measures the loss allowance equal to 12m ECL, unless there has been a significant increase in credit risk since initial recognition, in which case the Group recognises lifetime ECL. The assessment of whether lifetime ECL should be recognised is based on significant increases in the likelihood or risk of a default occurring since initial recognition.

# NOTES TO THE CONSOLIDATED FINANCIAL STATEMENTS

For the year ended 31 December 2022

## 3. Basis of preparation of consolidated financial statements and significant accounting policies *(Continued)*

### 3.2 Significant accounting policies *(Continued)*

#### Financial instruments *(Continued)*

#### Financial assets *(Continued)*

#### *Impairment of financial assets subject to impairment assessment under IFRS 9 (Continued)*

(i) Significant increase in credit risk

In assessing whether the credit risk has increased significantly since initial recognition, the Group compares the risk of a default occurring on the financial instrument as at the reporting date with the risk of a default occurring on the financial instrument as at the date of initial recognition. In making this assessment, the Group considers both quantitative and qualitative information that is reasonable and supportable, including historical experience and forward-looking information that is available without undue cost or effort.

In particular, the following information is taken into account when assessing whether credit risk has increased significantly:

- an actual or expected significant deterioration in the financial instrument's external (if available) or internal credit rating;
- significant deterioration in external market indicators of credit risk, e.g. a significant increase in the credit spread, the credit default swap prices for the debtor;
- existing or forecast adverse changes in business, financial or economic conditions that are expected to cause a significant decrease in the debtor's ability to meet its debt obligations;
- an actual or expected significant deterioration in the operating results of the debtor;
- an actual or expected significant adverse change in the regulatory, economic, or technological environment of the debtor that results in a significant decrease in the debtor's ability to meet its debt obligations.

Irrespective of the outcome of the above assessment, the Group presumes that the credit risk has increased significantly since initial recognition when contractual payments are more than 30 days past due, unless the Group has reasonable and supportable information that demonstrates otherwise.

# NOTES TO THE CONSOLIDATED FINANCIAL STATEMENTS

For the year ended 31 December 2022

## 3. Basis of preparation of consolidated financial statements and significant accounting policies *(Continued)*

### 3.2 Significant accounting policies *(Continued)*

#### Financial instruments *(Continued)*

#### Financial assets *(Continued)*

#### *Impairment of financial assets subject to impairment assessment under IFRS 9 (Continued)*

(i) Significant increase in credit risk *(Continued)*

Despite the foregoing, the Group assumes that the credit risk on a debt instrument has not increased significantly since initial recognition if the debt instrument is determined to have low credit risk at the reporting date. A debt instrument is determined to have low credit risk if i) it has a low risk of default, ii) the borrower has a strong capacity to meet its contractual cash flow obligations in the near term and iii) adverse changes in economic and business conditions in the longer term may, but will not necessarily, reduce the ability of the borrower to fulfil its contractual cash flow obligations. The Group considers a debt instrument to have low credit risk when it has an internal or external credit rating of “investment grade” as per globally understood definitions.

The Group regularly monitors the effectiveness of the criteria used to identify whether there has been a significant increase in credit risk and revises them as appropriate to ensure that the criteria are capable of identifying significant increase in credit risk before the amount becomes past due.

(ii) Definition of default

For internal credit risk management, the Group considers an event of default occurs when information developed internally or obtained from external sources indicates that the debtor is unlikely to pay its creditors, including the Group, in full (without taking into account any collaterals held by the Group).

Irrespective of the above, the Group considers that default has occurred when a financial asset is more than 90 days past due unless the Group has reasonable and supportable information to demonstrate that a more lagging default criterion is more appropriate.

(iii) Credit-impaired financial assets

A financial asset is credit-impaired when one or more events that have a detrimental impact on the estimated future cash flows of that financial asset have occurred. Evidence that a financial asset is credit-impaired includes observable data about the following events:

- (a) significant financial difficulty of the issuer or the borrower;
- (b) a breach of contract, such as a default or past due event;



# NOTES TO THE CONSOLIDATED FINANCIAL STATEMENTS

For the year ended 31 December 2022

## 3. Basis of preparation of consolidated financial statements and significant accounting policies *(Continued)*

### 3.2 Significant accounting policies *(Continued)*

#### Financial instruments *(Continued)*

#### Financial assets *(Continued)*

#### *Impairment of financial assets subject to impairment assessment under IFRS 9 (Continued)*

#### (iii) Credit-impaired financial assets *(Continued)*

- (c) the lender(s) of the borrower, for economic or contractual reasons relating to the borrower's financial difficulty, having granted to the borrower a concession(s) that the lender(s) would not otherwise consider;
- (d) it is becoming probable that the borrower will enter bankruptcy or other financial reorganisation; or
- (e) the disappearance of an active market for that financial asset because of financial difficulties.

#### (iv) Write-off policy

The Group writes off a financial asset when there is information indicating that the counterparty is in severe financial difficulty and there is no realistic prospect of recovery, for example, when the counterparty has been placed under liquidation or has entered into bankruptcy proceedings, or in the case of trade receivables, when the amounts are over 2 years past due, whichever occurs sooner. Financial assets written-off may still be subject to enforcement activities under the Group's recovery procedures, taking into account legal advice where appropriate. A write-off constitutes a derecognition event. Any subsequent recoveries are recognised in profit or loss.

#### (v) Measurement and recognition of ECL

The measurement of ECL is a function of the probability of default, loss given default (i.e. the magnitude of the loss if there is a default) and the exposure at default. The assessment of the probability of default and loss given default is based on historical data and forward-looking information. Estimation of ECL reflects an unbiased and probability-weighted amount that is determined with the respective risks of default occurring as the weights. The Group uses a practical expedient in estimating ECL on trade receivables using a provision matrix taking into consideration historical credit loss experience, adjusted for forward looking information that is available without undue cost or effort.

Generally, the ECL is the difference between all contractual cash flows that are due to the Group in accordance with the contract and the cash flows that the Group expects to receive, discounted at the effective interest rate determined at initial recognition.

# NOTES TO THE CONSOLIDATED FINANCIAL STATEMENTS

For the year ended 31 December 2022

## 3. Basis of preparation of consolidated financial statements and significant accounting policies *(Continued)*

### 3.2 Significant accounting policies *(Continued)*

#### Financial instruments *(Continued)*

#### Financial assets *(Continued)*

#### *Impairment of financial assets subject to impairment assessment under IFRS 9 (Continued)*

(v) Measurement and recognition of ECL *(Continued)*

Lifetime ECL for certain trade receivables are considered on a collective basis taking into consideration past due information and relevant credit information such as forward looking macroeconomic information.

For collective assessment, the Group takes into consideration the following characteristics when formulating the grouping:

- Past-due status;
- Nature, size and industry of debtors; and
- External credit ratings where available.

The grouping is regularly reviewed by management to ensure the constituents of each group continue to share similar credit risk characteristics.

Interest income is calculated based on the gross carrying amount of the financial asset unless the financial asset is credit-impaired, in which case interest income is calculated based on amortised cost of the financial asset.

The Group recognises an impairment gain or loss in profit or loss for all financial instruments by adjusting their carrying amount, with the exception of trade, bills and other receivables where the corresponding adjustment is recognised through a loss allowance account.

#### *Derecognition of financial assets*

The Group derecognises a financial asset only when the contractual rights to the cash flows from the asset expire.

On derecognition of a financial asset measured at amortised cost, the difference between the asset's carrying amount and the sum of the consideration received and receivable is recognised in profit or loss.

# NOTES TO THE CONSOLIDATED FINANCIAL STATEMENTS

For the year ended 31 December 2022

## 3. Basis of preparation of consolidated financial statements and significant accounting policies *(Continued)*

### 3.2 Significant accounting policies *(Continued)*

#### Financial instruments *(Continued)*

##### Financial liabilities and equity

###### *Classification as debt or equity*

Debt and equity instruments are classified as either financial liabilities or as equity in accordance with the substance of the contractual arrangements and the definitions of a financial liability and an equity instrument.

###### *Equity instruments*

An equity instrument is any contract that evidences a residual interest in the assets of an entity after deducting all of its liabilities. Equity instruments issued by the Company are recognised at the proceeds received, net of direct issue costs.

###### *Financial liabilities*

All financial liabilities are subsequently measured at amortised cost using the effective interest method.

###### Financial liabilities at amortised cost

Financial liabilities including trade and other payables, lease liabilities, bank borrowings and other financial liabilities are subsequently measured at amortised cost, using the effective interest method.

###### Derecognition of financial liabilities

The Group derecognises financial liabilities when, and only when, the Group's obligations are discharged, cancelled or have expired. The difference between the carrying amount of the financial liability derecognised and the consideration paid and payable is recognised in profit or loss.

# NOTES TO THE CONSOLIDATED FINANCIAL STATEMENTS

For the year ended 31 December 2022

## 4. Critical accounting judgement and key sources of estimation uncertainty

In the application of the Group's accounting policies, which are described in Note 3.2, the Directors are required to make judgements, estimates and assumptions about the carrying amounts of assets and liabilities that are not readily apparent from other sources. The estimates and underlying assumptions are based on historical experience and other factors that are considered to be relevant. Actual results may differ from these estimates.

The estimates and underlying assumptions are reviewed on an on-going basis. Revisions to accounting estimates are recognised in the period in which the estimate is revised if the revision affects only that period, or in the period of the revision and future periods if the revision affects both current and future periods.

### Critical judgements in applying accounting policies

The following is the critical judgement, apart from those involving estimations (see below), that the Directors have made in the process of applying the Group's accounting policies and that have the most significant effect on the amounts recognised in the consolidated financial statements.

### Going concern and liquidity

As explained in Note 3.1 to the consolidated financial statements, the financial position of the Group indicates the existence of a material uncertainty which may cast significant doubt on the Group's ability to continue as a going concern. The assessment of the going concern assumptions involves making judgement by the management, at a particular point of time, about the future outcome of events or conditions which are inherently uncertain. The management considers that the Group has ability to continue as a going concern and the major conditions that may cast significant doubt about the going concern assumptions are set out in Note 3.1 to the consolidated financial statements.

### Capitalised stripped cost

Production stripping costs can be incurred both in relation to the production of inventories in that period and the creation of improved access and mining flexibility in relation to ore to be mined in the future. The former are included as part of the costs of inventories, while the latter are capitalised as mine properties, where certain criteria are met. Significant judgement is required to distinguish between the production stripping that related to the extraction of inventories and what relates to the creation of mine properties. Once the Group has identified its production stripping for each surface mining operation, it identifies the separate components of the ore bodies for each of its mining operations. An identifiable component is a specific volume of the ore body that is made more accessible by the stripping activity. Significant judgement is required to identify and define these components, and also to determine the expected volumes of waste to be stripped and ore to be mined in each of these components. These assessments are undertaken for each individual mining operation based on the information available in the mine plan. The mine plans and, therefore, the identification of components, will vary between mines for a number of reasons. These include, but are not limited to, the type of commodity, the geological characteristics of the ore body, the geographical location and/or financial considerations.

# NOTES TO THE CONSOLIDATED FINANCIAL STATEMENTS

For the year ended 31 December 2022

## 4. Critical accounting judgement and key sources of estimation uncertainty (Continued)

### Critical judgements in applying accounting policies (Continued)

#### Capitalised stripped cost (Continued)

Judgement is also required to identify a suitable production measure to be used to allocation of production stripping costs between inventories and any stripping activity asset for each component. The Group considers that the ratio of the expected volume of waste to be stripped for an expected volume of ores to be mined for a specific component of the ore body, the most suitable production measure.

#### Key sources of estimation uncertainty

The following are the key assumptions concerning the future, and other key sources of estimation uncertainty at the end of the reporting period that may have a significant risk of causing a material adjustment to the carrying amounts of assets and liabilities within the next financial year.

#### Iron ore reserves

Engineering estimates of the Group's iron ore reserves are inherently imprecise and represent only approximate amounts because of the subjective judgements involved in developing such information. Reserve estimates are updated at regular basis and have taken into account recent production and technical information about the relevant iron ore deposits. In addition, as prices and cost levels change from year to year, the estimate of iron ore reserves also changes. This change is considered a change in estimate for accounting purposes and is reflected on a prospective basis in related depreciation and amortisation rates.

Despite the inherent imprecision in these engineering estimates, these estimates are used in determining depreciation and amortisation expenses and impairment loss. Depreciation and amortisation rates are determined based on estimated iron ore reserve quantity and costs of mining structures and mining rights. The cost of mining structures and mining rights are depreciated and amortised based on the units of iron ore reserves consumed.

#### Useful live of property, plant and equipment

Management determines the estimated useful lives of and related depreciation charges for its property, plant and equipment. This estimate is based on the actual useful lives of assets of similar nature and functions. It could change significantly as a result of significant technical innovations and competitor actions in response to industry cycles. Management will increase the depreciation charges where useful lives are less than previously estimated, or will write-off or write-down technically obsolete or non-strategic assets that have been abandoned or sold.

# NOTES TO THE CONSOLIDATED FINANCIAL STATEMENTS

For the year ended 31 December 2022

## 4. Critical accounting judgement and key sources of estimation uncertainty (Continued)

### Key sources of estimation uncertainty (Continued)

#### Estimated impairment of property, plant and equipment, construction in progress and intangible assets

Property, plant and equipment, construction in progress and intangible asset are stated at costs less accumulated depreciation and impairment, if any. In determining whether an asset is impaired, the Group has to exercise judgement and make estimation, particularly in assessing: (1) whether an event has occurred or any indicators that may affect the asset value; (2) whether the carrying value of an asset can be supported by the recoverable amount, in the case of value in use, the net present value of future cash flows which are estimated based upon the continued use of the asset; and (3) the appropriate key assumptions to be applied in estimating the recoverable amounts including cash flow projections and an appropriate discount rate. When it is not possible to estimate the recoverable amount of an individual asset (including right-of-use assets), the Group estimates the recoverable amount of the cash generating unit to which the assets belongs, including allocation of corporate assets when a reasonable and consistent basis of allocation can be established, otherwise recoverable amount is determined at the smallest group of cash generating units, for which the relevant corporate assets have been allocated. Changing the assumptions and estimates, including the discount rates or the growth rate in the cash flow projections, could materially affect the recoverable amounts.

As at 31 December 2022, the carrying amounts of property, plant and equipment, construction in progress and intangible assets subject to impairment assessment were approximately RMB1,197,805,000, RMB392,963,000 and RMB61,680,000 (2021: approximately RMB840,644,000, RMB138,633,000 and RMB70,810,000) (net of accumulated impairment loss of approximately RMB278,919,000, RMB16,504,000 and RMB184,635,000 (2021: RMB241,433,000, Nil and RMB184,066,000), respectively. During the year ended 31 December 2022, impairment loss amounted RMB54,559,000 (2021: Nil) in respect of property, plant and equipment, construction in progress and intangible assets that have been recognised in the consolidation statement of profit or loss and other comprehensive income.

Details of the impairment assessment of property, plant and equipment, construction in progress and intangible assets are disclosed in Note 22.

#### Provision of ECL for trade receivables

The Group uses practical expedient in estimating ECL on trade receivables which are not assessed individually using a provision matrix. The provision rates are based on aging of debtors as groupings of various debtors taking into consideration the Group's historical default rates and forward-looking information that is reasonable and supportable available without undue costs or effort. At every reporting date, the historical observed default rates are reassessed and changes in the forward-looking information are considered.

The provision of ECL is sensitive to changes in estimates. The information about the ECL and the Group's trade receivables are disclosed in Notes 6(b) and 24 respectively.

# NOTES TO THE CONSOLIDATED FINANCIAL STATEMENTS

For the year ended 31 December 2022

## 4. Critical accounting judgement and key sources of estimation uncertainty (Continued)

### Key sources of estimation uncertainty (Continued)

#### Provision for other receivables and deposits

The Group calculates the ECL for the bills receivables, other receivables and deposits by grouping the counterparties with similar nature under general approach. The provision rates are based on internal credit ratings and taking into consideration forward-looking information that is reasonable and supportable available without undue costs or effort. At every reporting date, changes in the forward-looking information are considered.

The provision of ECL is sensitive to changes in estimates. The information about the ECL and the Group's other receivables and deposits are disclosed in Notes 6(b) and 24 respectively.

#### Obligations for reclamation

The estimation of the liabilities for final reclamation and mine closure involves the estimates of the amount and timing for the future cash spending as well as the discount rate used for reflecting current market assessments of the time value of money and the risks specific to the liability. The Group considers the factors including future production volume and development plan, the geological structure of the mining regions and reserve volume to determine the scope, amount and timing of reclamation and mine closure works to be performed. Determination of the effect of these factors involves judgements from the Group and the estimated liabilities may turn out to be different from the actual expenditure to be incurred. The discount rate used by the Group may also be altered to reflect the changes in the market assessments of the time value of money and the risks specific to the liability, such as change of the borrowing rate and inflation rate in the market. As changes in estimates occur (such as mine plan revisions, changes in estimated costs, or changes in timing of the performance of reclamation activities), the revisions to the obligation will be recognised at the appropriate discount rate.

#### Deferred tax asset

As at 31 December 2022, no deferred tax asset has been recognised on the tax losses of approximately RMB154,035,000 (2021: approximately RMB153,792,000) due to the unpredictability of future profit streams. The realisability of the deferred tax asset mainly depends on whether sufficient future profits or taxable temporary differences will be available in the future, which is a key source of estimation uncertainty. In cases where the actual future taxable profits generated are less or more than expected, or change in facts and circumstances which result in revision of future taxable profits estimation, a material reversal or further recognition of deferred tax assets may arise, which would be recognised in profit or loss for the period in which such a reversal or further recognition takes place.

# NOTES TO THE CONSOLIDATED FINANCIAL STATEMENTS

For the year ended 31 December 2022

## 5. Capital risk management

The Group's primary objectives when managing capital are to safeguard the Group's ability to continue as a going concern, so that it can continue to provide returns for shareholders and benefits for other stakeholders. The Group defines the capital as total shareholders' equity plus bank borrowings.

The Group actively and regularly reviews and manages its capital structure to maintain a balance between the higher shareholder returns that might be possible with higher levels of borrowings and the advantages and security afforded by a sound capital position.

The gearing ratio (calculated as total bank borrowings divided by total assets) of the Group as at 31 December 2022 was 21.16% (31 December 2021: 22.23%).

## 6. Financial instruments

### (a) Categories of financial instruments

	2022 RMB'000	2021 RMB'000
<b>Financial assets</b>		
At amortised cost:		
– Long-term receivables	–	30,340
– Trade and other receivables	133,447	96,842
– Restricted bank balance	26,882	–
– Cash and cash equivalents	56,086	104,066
	<b>216,415</b>	<b>231,248</b>
<b>Financial liabilities</b>		
At amortised cost:		
– Trade and other payables	197,494	229,861
– Lease liabilities	2,911	4,854
– Bank borrowings	513,000	557,000
– Other financial liabilities	–	117,721
	<b>713,405</b>	<b>909,436</b>



# NOTES TO THE CONSOLIDATED FINANCIAL STATEMENTS

For the year ended 31 December 2022

## 6. Financial instruments (Continued)

### (b) Financial risk management objectives and policies

The Group's major financial instruments include long-term receivables, trade, bills and other receivables, restricted bank balances, cash and cash equivalents, trade and other payables, lease liabilities, bank borrowings and other financial liabilities. Details of the financial instruments are disclosed in respective notes. The risks associated with these financial instruments include interest rate risk, operational risk, credit risk and liquidity risk. The policies on how to mitigate these risks are set out below. The management of the Group manages and monitors these exposures to ensure appropriate measures are implemented on a timely and effective manner.

#### Interest rate risk

The Group is exposed to fair value interest rate risk in relation to lease liabilities, fixed-rate bank borrowings and other financial liabilities. The Group is also exposed to cash flow interest rate risk in relation to variable-rate restricted bank balances and bank balances. The Group manages its interest rate exposures by assessing the potential impact arising from any interest rate movements based on interest rate level and outlook. The management will review the proportion of borrowings in fixed and floating rates and ensure they are within reasonable range.

Total interest income from financial assets that are measured at amortised cost:

	2022 RMB'000	2021 RMB'000
Financial assets at amortised cost	116	8,034

Interest expense on financial liabilities not measured at FVTPL:

	2022 RMB'000	2021 RMB'000
Financial liabilities at amortised cost	27,727	34,630

#### Sensitivity analysis

Restricted bank balances and bank balances are excluded from sensitivity analysis as the Directors consider that the exposure of cash flow interest rate risk arising from variable rate restricted bank balances and bank balances is insignificant.

# NOTES TO THE CONSOLIDATED FINANCIAL STATEMENTS

For the year ended 31 December 2022

## 6. Financial instruments *(Continued)*

### (b) Financial risk management objectives and policies *(Continued)*

#### Operational risk assessment

During the year ended 31 December 2022, the Group's exposure to operational risk is primarily attributable to heavy reliance on several major customers located in the PRC for the segment of mining business. The two (2021: two) largest customers accounted for approximately RMB717,503,000 or 76.5% (2021: approximately RMB1,028,879,000 or 86.3%) of the Group's total revenue for the year ended 31 December 2022. The Directors will continue closely monitoring the performance and financial position of this major customer to avoid any adverse impact on the Group's financial position.

#### Credit risk and impairment assessment

Credit risk refers to the risk that the Group's counterparties default on their contractual obligations resulting in financial losses to the Group. The Group's credit risk exposure are primarily attributable to long-term receivables, trade receivables, bills receivables, other receivables and deposits, restricted bank balances and cash and cash equivalents. The Group does not hold any collateral or other credit enhancements to cover its credit risk associated with its financial assets.

The Group performed impairment assessment for financial assets. Information about the Group's credit risk management, maximum credit risk exposures and the related impairment assessment are summarised as below:

#### Trade receivables and bills receivables arising from contracts with customers

In respect of trade receivables and bills receivables, individual credit evaluations are performed on all customers requiring credit over a certain amount. These evaluations focus on the customer's past history of making payments when due and current ability to pay, and take into account information specific to the customer as well as pertaining to the economic environment in which the customer operates. Under certain circumstances, a credit period of up to one year is granted to customers that have a good track record with the Group and in good credit condition. The Group seeks to maintain tight control over those outstanding balances in order to manage credit risk. Management monitors the balances on a regular basis and takes appropriate actions against overdue balances, if any. Normally, the Group does not obtain collateral from customers.

At 31 December 2022, trade receivables from the five largest customers amounting to approximately RMB45,204,000 (2021: approximately RMB65,370,000), representing approximately 44.7% (2021: 76.1%) of the total gross trade receivables.

At 31 December 2022, the Group's concentration of credit risk by geographical location is in the PRC, which accounted for 100% (2021: 100%) of total gross trade receivables and bills receivables.

# NOTES TO THE CONSOLIDATED FINANCIAL STATEMENTS

For the year ended 31 December 2022

## 6. Financial instruments *(Continued)*

### (b) Financial risk management objectives and policies *(Continued)*

#### Credit risk and impairment assessment *(Continued)*

##### Trade receivables and bills receivables arising from contracts with customers *(Continued)*

In addition, the Group performs impairment assessment under ECL model on trade receivables and bills receivables collectively based on provision matrix. Except for trade receivables which the management of the Group considered as high uncertainty of recovery, which are assessed for impairment individually, the remaining trade receivables are grouped under a provision matrix based on shared credit risk characteristics by reference to repayment histories for recurring customers and current past due exposure for the new customers.

Impairment loss, net of reversal of approximately RMB434,000 (2021: RMB500,000) is recognised during the year. Details of the quantitative disclosures are set out below in this note.

Base on the average loss rates, the lifetime ECL on bills receivables arising from contracts with customers are considered to be insignificant and therefore no loss allowance was recognised.

##### Long-term receivables

Credit risk on long-term receivables is limited because the counterparty is government of PRC with high credit ratings assigned by international credit agencies. The Group assessed 12m ECL for long-term receivables by reference to information relating to probability of default and loss given default of the respective credit rating grades published by external credit rating agencies. Based on the average loss rates, the 12m ECL long-term receivables is considered to be insignificant and therefore no loss allowance was recognised.

##### Bank balances and restricted bank balances

Except for the bank balances of approximately RMB55,927,000 (2021: bank balances of approximately RMB87,386,000) was placed in banks with high credit ratings assigned by international credit agencies, the remaining bank balances and restricted bank balances of approximately RMB47,000 and RMB26,882,000, respectively (2021: bank balances of approximately RMB16,607,000) was placed in a local bank which does not have external credit rating as at 31 December 2022. The Group has applied 12m ECL approach to assess the impairment loss on bank balances and determines the credit rating of this local bank based on the scale, the operation risk and the supervision risk of the bank. The Group assessed 12m ECL for bank balances placed in banks with high credit ratings assigned by international credit agencies by reference to information relating to probability of default and loss given default of the respective credit rating grades. Based on the average loss rates, the 12m ECL on bank balances and restricted bank balance are considered to be insignificant and therefore no loss allowance was recognised.

# NOTES TO THE CONSOLIDATED FINANCIAL STATEMENTS

For the year ended 31 December 2022

## 6. Financial instruments (Continued)

### (b) Financial risk management objectives and policies (Continued)

#### Credit risk and impairment assessment (Continued)

##### Other receivables and deposits

For other receivables and deposits, the Directors make periodic individual assessment on the recoverability of other receivables and deposits based on historical settlement records, past experience, and also quantitative and qualitative information that is reasonable and supportive forward-looking information. Except for amounts that the Directors believe there are significant increase in credit risk since initial recognition and the Group provided impairment based on lifetime ECL, the amounts that the Directors believe there are no significant increase in credit risk and the Group provided impairment based on 12m ECL.

Reversal of impairment loss, net of impairment loss on other receivables of approximately RMB119,000 is recognised during the year ended 31 December 2022.

Impairment loss, net of reversal on other receivables of approximately RMB1,345,000 is recognised during the year ended 31 December 2021.

The Group's internal credit risk grading assessment comprises the following categories:

Internal credit rating	Description	Trade receivables	Other financial assets
Low risk	The counterparty has a low risk of default and does not have any past-due amounts	Lifetime ECL – not credit-impaired	12m ECL
Watch list	Debtor frequently repays after due dates but usually settle in full	Lifetime ECL – not credit-impaired	12m ECL
Doubtful	There have been significant increases in credit risk since initial recognition through information developed internally or external resources	Lifetime ECL – not credit-impaired	Lifetime ECL – not credit-impaired
Loss	There is evidence indicating the asset is credit-impaired	Lifetime ECL – credit-impaired	Lifetime ECL – credit-impaired
Write-off	There is evidence indicating that the debtor is in severe financial difficulty and the Group has no realistic prospect of recovery	Amount is written-off	Amount is written-off

# NOTES TO THE CONSOLIDATED FINANCIAL STATEMENTS

For the year ended 31 December 2022

## 6. Financial instruments (Continued)

### (b) Financial risk management objectives and policies (Continued)

#### Credit risk and impairment assessment (Continued)

The table below details the credit risk exposures of the Group's financial assets, which are subject to ECL assessment:

	Notes	External credit rating	Internal credit rating	12-month or lifetime ECL	2022		2021	
					Gross carrying amount		Gross carrying amount	
					RMB'000	RMB'000	RMB'000	RMB'000
<b>Financial assets at amortised costs</b>								
Bank balances	25	AA+	N/A	12m ECL	55,927		87,386	
		N/A	Low risk	12m ECL	47	55,974	16,607	103,993
Restricted bank balances	25	N/A	Low risk	12m ECL		26,882		-
Trade receivables	24	N/A	(Note 2)	Lifetime ECL (Provision matrix)		91,580		85,955
Bills receivables	24	N/A	(Note 3)	Lifetime ECL (Provision matrix)		12,151		-
Other receivables and deposits	24	N/A	(Note 1)	12m ECL	26,085		6,794	
				Lifetime ECL (credit-impaired)	6,702	32,787	6,849	13,643
Long-term receivables	21	N/A	Low risk	12m ECL		-		30,340

Notes:

- For the purposes of internal credit risk management, the Group uses past due information to assess whether credit risk has increased significantly since initial recognition.

	Past due	Not past due/ No fixed repayment terms	Total
	RMB'000	RMB'000	RMB'000
<b>2022</b>			
Other receivables and deposits	6,702	26,085	32,787
<b>2021</b>			
Other receivables and deposits	6,849	6,794	13,643

- For trade receivables, the Group has applied the simplified approach in IFRS 9 to measure the loss allowance at lifetime ECL. Except for debtors with significant balances or credit-impaired, the Group determines the ECL on these items on a collective basis, grouped by past due status.
- For bills receivables, the Group has applied the simplified approach in IFRS 9 to measure the loss allowance at lifetime ECL. The Group determines the ECL on these items on a collective basis, grouped by their nature.

# NOTES TO THE CONSOLIDATED FINANCIAL STATEMENTS

For the year ended 31 December 2022

## 6. Financial instruments (Continued)

### (b) Financial risk management objectives and policies (Continued)

#### Credit risk and impairment assessment (Continued)

As part of the Group's credit risk management, the Group uses debtors' aging to assess the impairment for its customers because those customers have common risk characteristics that are representative of the customers' abilities to pay all amounts due in accordance with the contractual terms. The following table provides information about the exposure to credit risk for trade receivables which are assessed based on a collective basis by using provision matrix within lifetime ECL.

#### 31 December 2022

	Trade receivables			Total RMB'000
	Current RMB'000	1-90 days past due RMB'000	1-2 years past due RMB'000	
Gross carrying amount	88,003	3,399	178	91,580
Average loss rate	0.41%	19.68%	100%	
Expected credit loss	364	669	178	1,211

#### 31 December 2021

	Trade receivables		Total RMB'000
	Current RMB'000	1-90 days past due RMB'000	
Gross carrying amount	84,626	1,329	85,955
Average loss rate	0.30%	39.64%	
Expected credit loss	250	527	777

The estimated loss rates are estimated based on historical observed default rates over the expected life of the debtors and are adjusted for forward-looking information that is available without undue cost or effort. The grouping is regularly reviewed by management to ensure relevant information about specific debtors is updated.

# NOTES TO THE CONSOLIDATED FINANCIAL STATEMENTS

For the year ended 31 December 2022

## 6. Financial instruments *(Continued)*

### (b) Financial risk management objectives and policies *(Continued)*

#### Credit risk and impairment assessment *(Continued)*

During the year ended 31 December 2022, the Group provided approximately RMB1,204,000 (2021: approximately RMB773,000) impairment allowance for trade receivables, based on the provision matrix.

The following tables shows the movement in lifetime ECL that has been recognised for trade receivables under simplified approach:

	Lifetime ECL (not credit- impaired)	Lifetime ECL (credit- impaired)	Total
	RMB'000	RMB'000	RMB'000
At 1 January 2021	277	–	277
Changes due to financial instruments recognised as at 1 January 2021:			
– Impairment losses recognised	523	–	523
– Impairment losses reversed	(273)	–	(273)
New financial assets originated or purchased	250	–	250
At 31 December 2021	777	–	777
Changes due to financial instruments recognised as at 1 January 2022:			
– Transfer to lifetime ECL (credit-impaired)	(1)	1	–
– Impairment losses recognised	663	177	840
– Impairment losses reversed	(770)	–	(770)
New financial assets originated or purchased	364	–	364
<b>At 31 December 2022</b>	<b>1,033</b>	<b>178</b>	<b>1,211</b>

# NOTES TO THE CONSOLIDATED FINANCIAL STATEMENTS

For the year ended 31 December 2022

## 6. Financial instruments (Continued)

### (b) Financial risk management objectives and policies (Continued)

#### Credit risk and impairment assessment (Continued)

Changes in the loss allowance for trade receivables are mainly due to:

	2022	
	Increase (decrease)	
	Lifetime ECL (not credit- impaired) RMB'000	Lifetime ECL (credit-impaired) RMB'000
Further impairment made for the credit risk increased trade receivables	663	177
Settlement in full of trade receivables with gross carrying amount of approximately RMB82,378,000	(770)	–
New trade receivables with gross carrying amount of approximately RMB88,003,000	364	–

	2021	
	Increase (decrease)	
	Lifetime ECL (not credit- impaired) RMB'000	Lifetime ECL (credit-impaired) RMB'000
Further impairment made for the credit risk increased trade receivables	–	523
Settlement in full of trade receivables with gross carrying amount of approximately RMB86,780,000	–	(273)
New trade receivables with gross carrying amount of approximately RMB84,626,000	–	250



# NOTES TO THE CONSOLIDATED FINANCIAL STATEMENTS

For the year ended 31 December 2022

## 6. Financial instruments *(Continued)*

### (b) Financial risk management objectives and policies *(Continued)*

#### Credit risk and impairment assessment *(Continued)*

The following tables shows the reconciliation of loss allowance that has been recognised for other receivables and deposits:

	12m ECL RMB'000	Lifetime ECL (credit- impaired) RMB'000	Total RMB'000
At 1 January 2021	334	300	634
Changes due to financial instruments recognised as at 1 January 2021:			
– Transfer to lifetime ECL (credit-impaired)	(105)	105	–
– Impairment losses recognised	61	1,338	1,399
– Impairment losses reversed	(71)	–	(71)
New financial assets originated	17	–	17
At 31 December 2021	236	1,743	1,979
Changes due to financial instruments recognised as at 1 January 2022:			
– Transfer to lifetime ECL (credit-impaired)	(3)	3	–
– Impairment losses recognised	11	47	58
– Impairment losses reversed	(43)	(227)	(270)
New financial assets originated	93	–	93
<b>At 31 December 2022</b>	<b>294</b>	<b>1,566</b>	<b>1,860</b>

# NOTES TO THE CONSOLIDATED FINANCIAL STATEMENTS

For the year ended 31 December 2022

## 6. Financial instruments *(Continued)*

### (b) Financial risk management objectives and policies *(Continued)*

#### Credit risk and impairment assessment *(Continued)*

Changes in the loss allowance for other receivables are mainly due to:

	2022 Increase	
	12m ECL RMB'000	Lifetime ECL (credit-impaired) RMB'000
Impairment loss reversed for other receivables and deposits due to settlement	(43)	(227)

	2021 Increase	
	12m ECL RMB'000	Lifetime ECL (credit-impaired) RMB'000
Further impairment made for other receivables and deposits	61	1,338

#### Liquidity risk

The Group has to maintain a suitable level of liquidity to finance the daily operation, capital expenditure and repayment of bank borrowings. The Group's policy is to regularly monitor current and expected liquidity requirements to ensure that it maintains sufficient reserves of cash and adequate committed lines of funding from major financial institutions to meet its liquidity requirements in the short and longer term.

As at the date of these financial statements, the Group successfully obtained new borrowings in total of RMB579,500,000 from certain financial institutions in the PRC of which RMB413,000,000 have been used to settle the existing borrowings and the Group is considering alternative sources of financing as well, the Directors are of the opinion that the Group would have adequate funds to meet its liabilities as and when they fall due at least twelve months from the end of the reporting period.

The following table details the Group's remaining contractual maturity for its financial liabilities. The table has been drawn up based on the undiscounted cash flows of financial liabilities based on the earliest date on which the Group can be required to pay. The maturity dates for non-derivative financial liabilities are based on the agreed repayment dates.

# NOTES TO THE CONSOLIDATED FINANCIAL STATEMENTS

For the year ended 31 December 2022

## 6. Financial instruments (Continued)

### (b) Financial risk management objectives and policies (Continued)

#### Liquidity risk (Continued)

The table includes both interest and principal cash flows.

2022	Weighted average interest rate %	On demand or less than 1 year RMB'000	1-2 years RMB'000	2-5 years RMB'000	Total undiscounted cash flow RMB'000	Carrying amount at 31 December 2022 RMB'000
Trade and other payables	–	197,494	–	–	197,494	197,494
Lease liabilities	6.27-6.14	1,720	1,290	–	3,010	2,911
Bank borrowings	3.20-9.23	361,997	179,996	–	541,993	513,000
		561,211	181,286	–	742,497	713,405

2021	Weighted average interest rate %	On demand or less than 1 year RMB'000	1-2 years RMB'000	2-5 years RMB'000	Total undiscounted cash flow RMB'000	Carrying amount at 31 December 2021 RMB'000
Trade and other payables	–	229,861	–	–	229,861	229,861
Lease liabilities	6.27-6.64	2,150	1,720	1,290	5,160	4,854
Bank borrowings	3.80-9.18	571,430	–	–	571,430	557,000
Other financial liabilities	6.55	–	123,272	–	123,272	117,721
		803,441	124,992	1,290	929,723	909,436

### (c) Fair value measurements of financial instruments

The Directors consider that the carrying amounts of financial assets and financial liabilities recorded at amortised cost in the consolidated financial statements approximate their respective fair values.

# NOTES TO THE CONSOLIDATED FINANCIAL STATEMENTS

For the year ended 31 December 2022

## 7. Revenue

### (i) Disaggregation of revenue from contracts with customers

For the year ended 31 December 2022

	Mining segment RMB'000
<b>Type of goods</b>	
Iron ore concentrates	813,190
Gravel materials	124,561
<b>Total</b>	<b>937,751</b>
<b>Geographical markets</b>	
The PRC	937,751
<b>Timing of revenue recognition</b>	
A point in time	937,751

For the year ended 31 December 2021

	Mining segment RMB'000
<b>Type of goods</b>	
Iron ore concentrates	1,109,360
Gravel materials	82,381
<b>Total</b>	<b>1,191,741</b>
<b>Geographical markets</b>	
The PRC	1,191,741
<b>Timing of revenue recognition</b>	
A point in time	1,191,741

# NOTES TO THE CONSOLIDATED FINANCIAL STATEMENTS

For the year ended 31 December 2022

## 7. Revenue (Continued)

### (ii) Performance obligations for contracts with customers

#### Sales of iron ore concentrates and gravel materials

Revenue associated with the sales of iron ore concentrates and gravel materials when control of the goods has transferred, being the time when the goods are delivered and accepted. Revenue excludes value added tax and is after deduction of any trade discounts.

Following acceptance, the customers have the ability to direct the use of, and obtain substantially all the benefits from goods. Therefore, the Directors have justified that the performance obligation in respect of the sales of goods is satisfied at a point in time and recognised revenue at a point in time.

In general, customers were obligated for a payment in advance before the acceptance and delivery of goods. A contract liability is recognised for payment in advance in which revenue has yet been recognised. However, certain customers, who have a good track record with the Group and in good credit condition, are granted credit periods up to 1 year. The contract terms do not include the arrangement of refunds, returns or exchanges.

## 8. Operating segments

Information reported to the Directors, being the chief operating decision maker (the “**CODM**”), for the purposes of resource allocation and assessment of segment performance focuses on types of goods or services delivered or provided. No operating segments identified by the CODM have been aggregated in arriving at the reportable segments of the Group.

Specifically, the Group’s reportable segments under IFRS 8 *Operating Segments* are as follows:

- Mining segment: the exploration, mining, processing and trading of iron ore products and major products including iron ores, preliminary concentrates and iron ore concentrates and the production and sales business of the green construction materials construction sand and gravel material by recycling tailings and solid wastes; and
- Medical segment: the provision of hospital management, establishment of specialist clinics, supply of medical consumables and nursing service.

# NOTES TO THE CONSOLIDATED FINANCIAL STATEMENTS

For the year ended 31 December 2022

## 8. Operating segments *(Continued)*

### (a) Segment revenues and results

The following is an analysis of the Group's revenue and results by reportable segments:

#### For the year ended 31 December 2022

	Mining segment RMB'000	Medical segment RMB'000	Total RMB'000
<b>Revenue</b>	937,751	–	937,751
<b>Segment results</b>	102,829	(771)	102,058
Unallocated corporate expenses, net			(5,921)
<b>Profit before tax</b>			96,137

For the year ended 31 December 2021

	Mining segment RMB'000	Medical Segment RMB'000	Total RMB'000
<b>Revenue</b>	1,191,741	–	1,191,741
<b>Segment results</b>	284,007	(748)	283,259
Unallocated corporate expenses, net			(5,108)
<b>Profit before tax</b>			278,151

The accounting policies of the operating segments are the same as the Group's accounting policies described in Note 3. Segment results represent the profit earned by (loss from) each segment without allocation of certain administration expenses, certain other income, net and certain directors' emoluments. This is the measure reported to the CODM for the purposes of resources allocation and performance assessment.

The CODM makes decisions according to operating results of each segment. No analysis of segment assets and segment liabilities is presented as the CODM does not regularly review such information for the purposes of resources allocation and performance assessment. Therefore, only segment revenue and segment results are presented.

# NOTES TO THE CONSOLIDATED FINANCIAL STATEMENTS

For the year ended 31 December 2022

## 8. Operating segments *(Continued)*

### (b) Other segment information

Year ended 31 December 2022

Amounts included in the measure of segment result:

	Mining segment RMB'000	Medical segment RMB'000	Total RMB'000
Additions of property, plant and equipment (excluded right-of-use assets)	48,483	–	48,483
Additions of right-of-use assets	3,023	–	3,023
Additions of intangible assets	5,683	–	5,683
Additions of construction in progress	102,585	–	102,585
Reversal of impairment loss recognised on trade receivables	770	–	770
Reversal of impairment loss recognised on other receivables	270	–	270
Impairment loss recognised on property, plant and equipment construction in progress and intangible assets	(54,559)	–	(54,559)
Impairment loss recognised on trade receivables	(1,204)	–	(1,204)
Impairment loss recognised on other receivables	(151)	–	(151)
Depreciation of property, plant and equipment (excluded right-of-use assets)	(131,214)	–	(131,214)
Depreciation of right-of-use assets	(11,257)	–	(11,257)
Amortisation of intangible assets	(14,299)	–	(14,299)
Written off of property, plant and equipment	(1,087)	–	(1,087)
Gain on disposal of property, plant and equipment	41	–	41
Gain from remeasurement of mining rights consideration	122,121	–	122,121
Finance costs	(27,727)	–	(27,727)

Amounts regularly provided to the CODM but not included in the measure of segment result:

	Mining segment RMB'000	Medical segment RMB'000	Total RMB'000
Interest income from financial institutions	114	2	116

# NOTES TO THE CONSOLIDATED FINANCIAL STATEMENTS

For the year ended 31 December 2022

## 8. Operating segments *(Continued)*

### (b) Other segment information *(Continued)*

Year ended 31 December 2021

Amounts included in the measure of segment result:

	Mining segment RMB'000	Medical segment RMB'000	Total RMB'000
Additions of property, plant and equipment (excluded right-of-use assets)	379,074	–	379,074
Additions of right-of-use assets	22,122	–	22,122
Additions of construction in progress	247,192	–	247,192
Reversal of impairment loss recognised on trade receivables	273	–	273
Reversal of impairment loss recognised on other receivables	71	–	71
Impairment loss recognised on trade receivables	(773)	–	(773)
Impairment loss recognised on other receivables	(1,416)	–	(1,416)
Depreciation of property, plant and equipment (excluded right-of-use assets)	(110,760)	–	(110,760)
Depreciation of right-of-use assets	(19,491)	–	(19,491)
Amortisation of intangible assets	(6,307)	–	(6,307)
Loss on disposal of property, plant and equipment	(487)	–	(487)
Capital occupancy fee	7,740	–	7,740
Government grant	592	–	592
Gain on early termination of a lease	369	–	369
Finance costs	(34,630)	–	(34,630)

Amounts regularly provided to the CODM but not included in the measure of segment result:

	Mining segment RMB'000	Medical segment RMB'000	Total RMB'000
Interest income from financial institutions	290	4	294



# NOTES TO THE CONSOLIDATED FINANCIAL STATEMENTS

For the year ended 31 December 2022

## 8. Operating segments *(Continued)*

### Geographical information

The Group's operations are located in the PRC.

Information about the Group's revenue from external customers is presented based on the location of the customers. Information about the Group's non-current assets is presented based on the geographical location of the assets.

	Revenue from external customers		Non-current assets	
	2022 RMB'000	2021 RMB'000	2022 RMB'000	2021 RMB'000
<b>The PRC</b>	<b>937,751</b>	<b>1,191,741</b>	<b>1,704,655</b>	<b>1,709,550</b>

*Note:* Non-current assets excluded deferred tax assets and financial instruments.

### Information about major customers

Revenue from customers of the corresponding years contributing over 10% of the total revenue of the Group are as follows:

	2022 RMB'000	2021 RMB'000
Customer A <sup>1</sup>	277,330	382,259
Customer B <sup>1</sup>	440,173	646,620

<sup>1</sup> Revenue from mining segment

# NOTES TO THE CONSOLIDATED FINANCIAL STATEMENTS

For the year ended 31 December 2022

## 9. Other income, gains and losses, net

	2022 RMB'000	2021 RMB'000
Written-off of property, plant and equipment	(1,087)	–
Gain (loss) on disposal of property, plant and equipment	41	(487)
Bank interest income	116	294
Capital occupancy fee (Note (a))	–	7,740
Government grants (Note (b))	–	592
Gain on early termination of a lease	–	369
Gain from remeasurement of mining rights consideration (Note (c))	122,121	–
	<b>121,191</b>	<b>8,508</b>

Notes:

- (a) During the year ended 31 December 2021, approximately RMB7,740,000 represented a capital occupancy fee from a loan of RMB300,000,000 provided to Laiyuan County Ruitong Transportation Co., Ltd.\* (“**Laiyuan Ruitong**”) (the “**Loan**”) by Laiyuan County Jingyuancheng Mining Co., Ltd.\* (“**Jingyuancheng Mining**”) which (i) carried interest at 4.35% per annum, (ii) was unsecured and (iii) RMB50,000,000 should be repayable on or before 30 June 2021 and the remaining balance and the capital occupancy fee should be repayable on or before 31 December 2021. The Loan and the capital occupancy fee has been fully repaid and settled during the year ended 31 December 2021.
- (b) During the year ended 31 December 2021, approximately RMB592,000 represented an incentive from Emergency Management Bureau of Laiyuan County\* for maintaining good quality and upgrading of the tailings ponds of Jingyuancheng Mining.
- (c) During the year ended 31 December 2022, the Group mutually agreed with Hebei Provincial Department of Land and Resources (“**HPDLR**”) on the mining rights consideration of Shuanmazhuang Mine and Wang’ergou Mine which have been remeasured (the “**Remeasurement**”) from approximately RMB85,466,000 and RMB51,000,000 to approximately RMB37,560,000 and RMB15,951,000, respectively.

As at the date of the agreement, the Group had paid mining rights consideration of Shuanmazhuang Mine and Wang’ergou Mine of approximately RMB34,595,000 and RMB23,316,000 respectively to HPDLR. HPDLR agreed to refund the excessive net payment of mining rights consideration of approximately RMB4,400,000 to the Group (the “**Refund**”).

The other financial liabilities of approximately RMB117,721,000, which represented the outstanding mining rights consideration and the unwinding interest, should be derecognised (the “**Derecognition**”) as a result of Remeasurement.

The Refund of RMB4,400,000 together with the Derecognition of approximately RMB117,721,000 arising from the Remeasurement was recognised as other income for the year ended 31 December 2022.

\* For identification purpose only

## NOTES TO THE CONSOLIDATED FINANCIAL STATEMENTS

For the year ended 31 December 2022

### 10. Finance costs

	2022 RMB'000	2021 RMB'000
Interest expenses on:		
– Bank borrowings	26,820	30,774
– Lease liabilities	207	389
– Discounted bills	134	70
Unwinding interest expenses on:		
– Other financial liabilities	–	2,684
– Provision for reclamation obligations (Note 32)	566	713
	<b>27,727</b>	<b>34,630</b>

### 11. (Impairment losses) reversal of impairment losses under expected credit loss model, net

	2022 RMB'000	2021 RMB'000
Reversal of impairment losses on:		
– Trade receivables	770	273
– Other receivables	270	71
Impairment losses on:		
– Trade receivables	(1,204)	(773)
– Other receivables	(151)	(1,416)
	<b>(315)</b>	<b>(1,845)</b>

Details of impairment assessment are set out in Note 6(b).

## NOTES TO THE CONSOLIDATED FINANCIAL STATEMENTS

For the year ended 31 December 2022

### 12. Income tax expense

	2022 RMB'000	2021 RMB'000
Current tax:		
PRC Enterprise Income Tax (“EIT”)	49,721	97,819
Underprovision in prior years:		
Hong Kong Profits Tax	–	2,932
Deferred tax (Note 30):		
Current year	(14,339)	(25,743)
<b>Total</b>	<b>35,382</b>	<b>75,008</b>

Hong Kong Profits Tax is calculated at 16.5% on the estimated assessable profit for both years. No provision for taxation in Hong Kong has been made for the years ended 31 December 2022 and 31 December 2021 as the Group did not generate any assessable profit arising in Hong Kong.

Under the Law of the PRC on Enterprise Income Tax (the “EIT Law”) and Implementation Regulation of the EIT Law, the tax rate of the PRC subsidiaries is 25% for both years.

## NOTES TO THE CONSOLIDATED FINANCIAL STATEMENTS

For the year ended 31 December 2022

### 12. Income tax expense *(Continued)*

The income tax expense for the year can be reconciled to the profit before tax per the consolidated statement of profit or loss as follows:

	2022 RMB'000	2021 RMB'000
<b>Profit before tax</b>	<b>96,137</b>	<b>278,151</b>
Tax at domestic income tax rate of 25% (2021: 25%)	24,034	69,538
Effect of different tax rates of subsidiaries operating in other jurisdictions	904	840
Tax effect of expenses not deductible for tax purpose	10,108	3,913
Tax effect of tax losses not recognised	336	285
Under provision in respect of prior years	–	2,932
Other	–	(2,500)
<b>Income tax expense for the year</b>	<b>35,382</b>	<b>75,008</b>

# NOTES TO THE CONSOLIDATED FINANCIAL STATEMENTS

For the year ended 31 December 2022

## 13. Profit before tax

	2022 RMB'000	2021 RMB'000
Profit before tax has been arrived at after charging:		
Staff costs (include directors' and chief executive's emoluments (Note 14)):		
– salaries and other benefits in kind	89,344	81,964
– retirement benefits scheme contributions (Note 34)	9,068	6,549
Total staff costs	98,412	88,513
Capitalised in inventories	(57,833)	(54,986)
	40,579	33,527
Transportation service fees	174,185	324,629
Capitalised in inventories	(157,590)	(205,338)
Capitalised in construction in progress	(13,223)	(99,875)
Capitalised in property, plant and equipment	–	(9,610)
	3,372	9,806
Depreciation of property, plant and equipment (exclude right-of-use assets)	131,214	110,760
Depreciation of right-of-use assets	11,257	19,491
Amortisation of intangible asset	14,299	6,307
Total depreciation and amortisation	156,770	136,558
Capitalised in inventories	(146,406)	(118,677)
	10,364	17,881
Auditor's remuneration:		
– audit services	2,864	3,025
– non-audit services	650	500
Legal and professional fee	4,294	3,958
Donation	–	120
Cost of inventories recognised as an expense	766,808	765,272

## NOTES TO THE CONSOLIDATED FINANCIAL STATEMENTS

For the year ended 31 December 2022

### 14. Directors' and chief executive's emoluments

Directors' and chief executive's remuneration for the years, disclosed pursuant to the applicable Listing Rules and the CO, is as follows:

#### For the year ended 31 December 2022

	Fees RMB'000	Salaries and other benefits in kind RMB'000	Retirement benefits scheme contributions RMB'000	Total RMB'000
<i>Executive directors</i>				
Mr. Li Yanjun (Chairman)	–	1,291	–	1,291
Mr. Li Ziwei (Vice Chairman and Chief Executive Officer)	–	860	16	876
Mr. Tu Quanning	–	360	18	378
Mr. Sun Jianhua	–	345	55	400
<i>Independent non-executive directors</i>				
Mr. Ge Xinjian	117	–	–	117
Mr. Meng Likun	117	–	–	117
Mr. Wong Sze Lok	215	–	–	215
	449	2,856	89	3,394

# NOTES TO THE CONSOLIDATED FINANCIAL STATEMENTS

For the year ended 31 December 2022

## 14. Directors' and chief executive's emoluments (Continued)

For the year ended 31 December 2021

	Fees RMB'000	Salaries and other benefits in kind RMB'000	Retirement benefits scheme contributions RMB'000	Total RMB'000
<i>Executive directors</i>				
Mr. Li Yanjun (Chairman)	–	1,195	–	1,195
Mr. Li Ziwei (Vice Chairman and Chief Executive Officer)	–	796	15	811
Mr. Tu Quanping	–	360	18	378
Mr. Sun Jianhua	–	345	50	395
<i>Independent non-executive directors</i>				
Mr. Ge Xinjian	109	–	–	109
Mr. Meng Likun	109	–	–	109
Mr. Kong Chi Mo (resigned on 24 March 2021)	42	–	–	42
Mr. Wong Sze Lok (appointed on 8 April 2021)	149	–	–	149
	409	2,696	83	3,188

Notes:

- (a) The executive directors' emoluments shown above were for their services in connection with the management of the affairs of the Company and the Group.
- (b) The independent non-executive directors' emoluments shown above were for their services as Directors.

There was no arrangement under which a director or the chief executive waived or agreed to waive any emoluments during the years ended 31 December 2022 and 2021.



## NOTES TO THE CONSOLIDATED FINANCIAL STATEMENTS

For the year ended 31 December 2022

### 15. Five highest paid employees

The five highest paid employees of the Group during the year included two (2021: two) directors, details of whose remuneration are set out in Note 14 to the consolidated financial statements above. Details of the remuneration for the year of the remaining three (2021: three) highest paid employees who are neither a director nor chief executive of the Company are as follows:

	2022 RMB'000	2021 RMB'000
Salaries and other benefits in kind	1,699	1,557
Retirement benefits scheme contributions	35	78
	<b>1,734</b>	<b>1,635</b>

The number of the highest paid employees who are not the Directors whose remuneration fell within the following bands is as follows:

	2022	2021
Nil to RMB1,000,000	3	3

### 16. Dividends

No dividend was paid or proposed for ordinary shareholders of the Company during the year ended 31 December 2022, nor has any dividend been proposed since the end of the reporting period (2021: Nil).

# NOTES TO THE CONSOLIDATED FINANCIAL STATEMENTS

For the year ended 31 December 2022

## 17. Earnings per share

The calculation of the basic earnings per share attributable to owners of the Company is based on the following data:

	2022 RMB'000	2021 RMB'000
Profit for the year attributable to owners of the Company for the purpose of basic earnings per share	60,755	203,143

	2022 '000	2021 '000
<b>Number of shares</b>		
Weighted average number of ordinary shares for the purpose of basic earnings per share	1,635,330	1,635,330

No diluted earnings per share for both years ended 31 December 2022 and 2021 were presented as there were no potential ordinary shares in issue for both years ended 31 December 2022 and 2021.

# NOTES TO THE CONSOLIDATED FINANCIAL STATEMENTS

For the year ended 31 December 2022

## 18. Property, plant and equipment

	Lands, buildings and plants RMB'000	Machinery and equipment RMB'000	Motor vehicles RMB'000	Office equipment RMB'000	Mine properties RMB'000	Total RMB'000
<b>COST</b>						
At 1 January 2021	768,413	368,542	24,269	15,069	590,518	1,766,811
Additions	259,082	69,355	10,428	2,789	59,542	401,196
Transferred from construction in process (Note 19)	-	2,682	-	-	34,520	37,202
Early termination of a lease	(7,120)	-	-	-	-	(7,120)
Disposals	-	(1,704)	(513)	-	-	(2,217)
At 31 December 2021	1,020,375	438,875	34,184	17,858	684,580	2,195,872
Additions	3,133	10,217	7,227	191	30,738	51,506
Transferred from construction in process (Note 19)	158	787	-	-	15,959	16,904
Written-off	(261)	(8,137)	(158)	-	-	(8,556)
Disposals	-	(4,254)	(561)	(14)	-	(4,829)
<b>At 31 December 2022</b>	<b>1,023,405</b>	<b>437,488</b>	<b>40,692</b>	<b>18,035</b>	<b>731,277</b>	<b>2,250,897</b>
<b>ACCUMULATED DEPRECIATION AND IMPAIRMENT</b>						
At 1 January 2021	274,679	226,747	18,675	10,541	224,406	755,048
Charge for the year	52,530	32,374	1,811	1,944	41,592	130,251
Early termination of a lease	(2,670)	-	-	-	-	(2,670)
Written-back on disposals	-	(1,169)	(487)	-	-	(1,656)
At 31 December 2021	324,539	257,952	19,999	12,485	265,998	880,973
Charge for the year	40,796	34,484	4,102	1,266	61,823	142,471
Written-off	(120)	(7,199)	(150)	-	-	(7,469)
Written back on disposals	-	(4,024)	(533)	(13)	-	(4,570)
Impairment loss	14,083	4,127	359	135	18,782	37,486
<b>At 31 December 2022</b>	<b>379,298</b>	<b>285,340</b>	<b>23,777</b>	<b>13,873</b>	<b>346,603</b>	<b>1,048,891</b>
<b>NET CARRYING VALUES</b>						
<b>At 31 December 2022</b>	<b>644,107</b>	<b>152,148</b>	<b>16,915</b>	<b>4,162</b>	<b>384,674</b>	<b>1,202,006</b>
At 31 December 2021	695,836	180,923	14,185	5,373	418,582	1,314,899

# NOTES TO THE CONSOLIDATED FINANCIAL STATEMENTS

For the year ended 31 December 2022

## 18. Property, plant and equipment *(Continued)*

Depreciation of property, plant and equipment used in the mining, processing and sales of iron ore products ("**Iron Mines Assets**") are calculated in the unit-of-production basis whereby the annual depreciation amount is determined based on the actual production volume over the total estimated proven and probable reserves of the mines.

The estimated useful lives of property, plant and equipment, other than Iron Mines Assets, are as follows:

Lands, buildings and plants	
– Owned properties	6 – 30 years
– Leased properties	Lease term
– Leasehold land	Lease term
Machinery and equipment	3 – 15 years
Motor vehicles	5 years
Office equipment	3 years

The Group's property, plant and equipment are substantially located in the PRC. As at 31 December 2022, the Group has not obtained title certificate of certain buildings and plants with an aggregate carrying amount of approximately RMB237,542,000 (2021: approximately RMB248,508,000). The Directors are of the opinion that the Group is entitled to lawfully and validly occupy or use of the above-mentioned properties.

As at 31 December 2022, mine properties include capitalised stripping activity asset with a carrying amount of approximately RMB29,743,000 (2021: approximately RMB35,659,000).

As at 31 December 2022, certain of the Group's bank borrowings were secured by the Group's property, plant and equipment (excluded right-of-use assets) with a carrying amount of approximately RMB22,633,000 (2021: approximately RMB24,443,000) (Note 36).

## NOTES TO THE CONSOLIDATED FINANCIAL STATEMENTS

For the year ended 31 December 2022

### 18. Property, plant and equipment *(Continued)*

#### Right-of-use assets included in lands, buildings and plants

	Leasehold lands RMB'000	Leased properties RMB'000	Total RMB'000
<b>As at 31 December 2022</b>			
Carrying amounts	97,093	2,988	100,081
<b>As at 31 December 2021</b>			
Carrying amounts	105,330	5,319	110,649
<b>For the year ended 31 December 2022</b>			
Depreciation charge	8,926	2,331	11,257
Impairment loss	2,334	–	2,334
<b>For the year ended 31 December 2021</b>			
Depreciation charge	15,845	3,646	19,491
		2022 RMB'000	2021 RMB'000
Expense relating to short-term leases		200	1,709
Total cash outflow for leases		2,350	2,569
Additions to right-of-use assets		3,023	22,122
Early termination of a lease		–	4,450

# NOTES TO THE CONSOLIDATED FINANCIAL STATEMENTS

For the year ended 31 December 2022

## 18. Property, plant and equipment *(Continued)*

### Right-of-use assets included in lands, buildings and plants *(Continued)*

For both years, the Group leases leasehold lands, office and premises for its operations. Lease contracts of office and premises are entered into for fixed term of 2 to 3 years. Lease terms are negotiated on an individual basis and contain different terms and conditions. In determining the lease term and assessing the length of the non-cancellable period, the Group applies the definition of a contract and determines the period for which the contract is enforceable. The leasehold lands were amortised over the benefit periods from 5 to 50 years.

Up to the issue of these consolidated financial statements, the Group is still in the process of applying for the title certificates of certain leasehold lands with a carrying amount of approximately RMB63,089,000 (2021: approximately RMB69,911,000). The Directors are of the opinion that the Group is entitled to lawfully and validly occupy or use of the above-mentioned leasehold land.

As at 31 December 2022, certain leasehold lands with an aggregate carrying amount of approximately RMB8,806,000 (2021: approximately RMB9,822,000) were pledged to secure a bank borrowing granted to the Group (Note 36).

During the year ended 31 December 2022, the Group entered into a short-term lease for a workshop (2021: a workshop, a stockyard and certain machinery).

## 19. Construction in progress

	Property and plant under construction/ installation RMB'000
At 1 January 2021	113,796
Additions	247,192
Transferred to property, plant and equipment (Note 18)	(37,202)
At 31 December 2021	323,786
Additions	102,585
Transferred to property, plant and equipment (Note 18)	(16,904)
Impairment loss	(16,504)
<b>At 31 December 2022</b>	<b>392,963</b>

# NOTES TO THE CONSOLIDATED FINANCIAL STATEMENTS

For the year ended 31 December 2022

## 20. Intangible assets

	<b>Mining rights</b> RMB'000
<b>COST</b>	
At 1 January 2021, 31 December 2021 and 1 January 2022	793,854
Addition	5,683
<b>At 31 December 2022</b>	<b>799,537</b>
<b>ACCUMULATED AMORTISATION AND IMPAIRMENT</b>	
At 1 January 2021	716,682
Charge for the year	6,307
At 31 December 2021	722,989
Charge for the year	14,299
Impairment loss	569
<b>At 31 December 2022</b>	<b>737,857</b>
<b>NET CARRYING VALUES</b>	
<b>At 31 December 2022</b>	<b>61,680</b>
At 31 December 2021	70,865

Notes:

- (a) As at 31 December 2022, the remaining useful life of the mining rights was approximately 0.1 to 4.3 years (2021: approximately 0.3 to 1.1 years) but is renewable when the mining rights expire. The Directors are of the opinion that the Group would renew the mining rights and has the ability to do so. Jingyuancheng Mining has renewed its mining right on 20 March 2023 and Laiyuan County Jiheng Mining Co., Ltd.\* ("**Jiheng Mining**") has renewed its mining rights during the year.
- (b) As at 31 December 2022, certain of the Group's bank borrowings were secured by the mining rights of Jiheng Mining with a carrying amount of approximately RMB240,000 (2021: approximately RMB55,000) (Note 36).
- (c) During the year ended 31 December 2022, Jiheng Mining has renewed its mining rights with the consideration of approximately RMB5,683,000.

# NOTES TO THE CONSOLIDATED FINANCIAL STATEMENTS

For the year ended 31 December 2022

## 21. Long-term receivables

	2022 RMB'000	2021 RMB'000
Environmental reclamation deposits (Note)	18,920	30,340
Less: Amount expected for settlement within 12 months shown under other receivables (Note 24)	(18,920)	–
	–	30,340

Note:

- (i) As at 31 December 2021, environmental reclamation deposits placed with government in respect of the Group's reclamation obligations for the closure of mines and it is expected to be refunded within the next 12 months.
- (ii) On 21 September 2022, the government has refunded the environmental reclamation deposits for Jiheng Mining amounted RMB11,420,000 as the Jiheng Mining has been qualified as a green mine, based on the Notice on Accelerating the Return of Deposit for the Restoration of Geological Environment of Mines and the Establishment of Fund\* (關於加快推進礦山地質環境治理恢復保證金返還和基金建立工作的通知) issued by HPDLR.

## 22. Impairment assessment of tangible and intangible assets

### Property, plant and equipment, construction in progress and intangible assets with definite useful life – mining rights

For the purpose of impairment testing, property, plant and equipment, construction in progress and mining rights has been allocated to two individual cash generating units (“CGU”) comprising two subsidiaries in the mining segment, i.e. Jingyuancheng Mining CGU and Jiheng Mining CGU.

#### Jingyuancheng Mining

Since 2020, the Group has implemented the requirements in accordance with the “Code for Green Mine Construction in the Nonferrous Metals Industry” (DZ/T 0320–2018). As at 31 December 2022, the Group incurred approximately RMB173,979,000 for the implementation of the green mine construction, the management of the Group concluded there was impairment indicator and conducted impairment assessment on property, plant and equipment, construction in progress and mining rights in Jingyuancheng Mining CGU with carrying amount of approximately RMB772,909,000, RMB186,189,000 and RMB61,440,000 (net of accumulated impairment loss of approximately RMB248,445,000, RMB1,674,000 and RMB184,618,000), respectively. The Directors estimated the recoverable amount of Jingyuancheng Mining CGU with reference to a valuation carried out by Masterpiece Valuation Advisory Limited, an independent qualified valuer. The recoverable amount of the Jingyuancheng Mining CGU has been determined based on a value-in-use calculation, which uses a cash flow projection based on financial forecast approved by management covering a 13-year period. The average selling price per ton of iron ore concentrates and gravel materials used for the cash flow projection is RMB730 per ton and RMB38 per ton, respectively. The pre-tax discount rate applied to cash flow projection is 14.5%.

\* For identification purpose only



# NOTES TO THE CONSOLIDATED FINANCIAL STATEMENTS

For the year ended 31 December 2022

## 22. Impairment assessment of tangible and intangible assets *(Continued)*

### **Property, plant and equipment, construction in progress and intangible assets with definite useful life – mining rights *(Continued)***

#### **Jingyuancheng Mining *(Continued)***

As at 31 December 2022, based on the result of the assessment, management of the Group determined that the recoverable amount of the Jingyuancheng Mining CGU is lower than its carrying amount by approximately RMB9,239,000. Accordingly, impairment loss was recognised against the carrying amount of Jingyuancheng Mining CGU.

Management determined the budgeted sales and gross margins based on past performance, expectation for the market development and planned business strategy. The discount rate used is pre-tax and reflects specific risks relating to mining business.

During the year ended 31 December 2021, the selling price of iron ore concentrates dropped by 46.2% to approximately RMB700 per ton in December 2021 compared to the highest selling price of approximately RMB1,300 per ton in July 2021, the management of the Group concluded there was impairment indicator and conducted impairment assessment on property, plant and equipment, construction in progress and mining rights in Jingyuancheng Mining CGU with carrying amount of approximately RMB840,644,000, RMB138,633,000 and RMB70,810,000, respectively. The Directors estimated the recoverable amount of Jingyuancheng Mining CGU with reference to a valuation carried out by Masterpiece Valuation Advisory Limited, an independent qualified valuer. The recoverable amount of the Jingyuancheng Mining CGU has been determined based on a value-in-use calculation, which uses a cash flow projection based on financial forecast approved by management covering a 14-year period. The average selling price per ton of iron ore concentrates and gravel materials used for the cash flow projection is RMB773 per ton and RMB44 per ton, respectively. The pre-tax discount rate applied to cash flow projection is 14.5%.

As at 31 December 2021, based on the result of the assessment, management of the Group determined that the recoverable amount of the Jingyuancheng Mining CGU exceed its carrying amount by approximately RMB40,049,000. Accordingly, no impairment loss would be recognised against the carrying amount of Jingyuancheng Mining CGU.

Management determined the budgeted sales and gross margins based on past performance, expectation for the market development and planned business strategy. The discount rate used is pre-tax and reflects specific risks relating to mining business.

# NOTES TO THE CONSOLIDATED FINANCIAL STATEMENTS

For the year ended 31 December 2022

## 22. Impairment assessment of tangible and intangible assets *(Continued)*

### Property, plant and equipment, construction in progress and intangible assets with definite useful life – mining rights *(Continued)*

#### Jiheng Mining

Since 2020, the Group has implemented the requirements in accordance with the “Code for Green Mine Construction in the Nonferrous Metals Industry” (DZ/T 0320–2018). As at 31 December 2022, the Group incurred approximately RMB133,478,000 for the implementation of the green mine construction, the management of the Group concluded there was impairment indicator and conducted impairment assessment on property, plant and equipment, construction in progress and mining right in Jiheng Mining CGU with carrying amount of approximately RMB424,896,000, RMB206,774,000 and RMB240,000 (net of accumulated impairment loss of approximately RMB30,474,000, RMB14,830,000 and RMB17,000), respectively. The Directors estimated the recoverable amount of Jiheng Mining CGU with reference to a valuation carried out by Masterpiece Valuation Advisory Limited, an independent qualified valuer. The recoverable amount of the Jiheng Mining CGU has been determined based on a value-in-use calculation, which uses a cash flow projection based on financial forecast approved by management covering a 11-year period. The average selling price per ton of iron ore concentrates and gravel materials used for the cash flow projection is RMB789 per ton and RMB41 per ton respectively. The pre-tax discount rate applied to cash flow projection is 15.1%.

As at 31 December 2022, based on the result of the assessment, management of the Group determined that the recoverable amount of the Jiheng Mining CGU lower than its carrying amount by approximately RMB45,320,000. Accordingly, impairment loss was recognised against the carrying amount of Jiheng Mining CGU.

Management determined the budgeted sales and gross margins based on past performance, expectation for the market development and planned business strategy. The discount rate used is pre-tax and reflects specific risks relating to mining business.

For the year ended 31 December 2021, the management of the Company considered no impairment indicator for the Jiheng Mining CGU.

## 23. Inventories

	2022 RMB'000	2021 RMB'000
Iron ores	3,603	24,245
Preliminary concentrates	10,915	23,766
Iron ore concentrates	9,134	3,458
Gravel materials	33,655	44,419
	57,307	95,888
Consumables and supplies	29,531	25,535
	86,838	121,423

## NOTES TO THE CONSOLIDATED FINANCIAL STATEMENTS

For the year ended 31 December 2022

### 24. Trade and other receivables

	2022 RMB'000	2021 RMB'000
Trade receivables	91,580	85,955
Less: Allowance for credit losses	(1,211)	(777)
Total trade receivables, net (Note (a))	90,369	85,178
Bills receivables (Note (b))	12,151	–
Prepayments and deposits (Notes (c) to (e))	224,032	213,484
Value-added tax recoverable	11,139	14,486
Amounts due from directors (Note (ii))	–	81
Other receivables (Notes (f) to (h))	30,198	10,977
	265,369	239,028
Less: Allowance for credit losses	(1,860)	(1,979)
Total other receivables, net	263,509	237,049
Prepayments classified as non-current assets (Note (e))	(48,006)	–
Other receivables, net	215,503	237,049
Trade and other receivables, net	318,023	322,227

Notes:

- (a) As at 1 January 2021, trade receivables from contracts with customers amounted to approximately RMB87,832,000, net of allowance for credit losses of approximately RMB277,000.

The following is an aged analysis of trade receivables net of allowance for credit losses, presented based on the invoice date:

	2022 RMB'000	2021 RMB'000
0 to 30 days	28,928	23,708
31 to 90 days	19,232	51,631
91 to 180 days	31,553	4,523
181 to 365 days	7,926	4,514
1 to 2 years	2,730	802
	90,369	85,178

As at 31 December 2022, included in the Group's trade receivables balance are debtors with aggregate carrying amount of approximately RMB2,730,000 (2021: RMB802,000) which are past due as at the reporting date.

# NOTES TO THE CONSOLIDATED FINANCIAL STATEMENTS

For the year ended 31 December 2022

## 24. Trade and other receivables (Continued)

Notes: (Continued)

- (b) As at 31 December 2022, total bills receivable amounting to approximately RMB12,151,000 are held by the Group for future settlement of trade receivables. The Group continues to recognise their full carrying amounts at the end of the reporting period. All bills received by the Group are with a maturity period of less than one year.
- (c) Prepayments and deposits mainly represent advance payments made to the following Group's transportation service providers.

	2022 RMB'000	2021 RMB'000
Laiyuan County Huiguang Logistics Co., Ltd* ("Laiyuan Huiguang")	59,347	83,027
Laiyuan County Ao Tong Transportation Co., Ltd.* ("Laiyuan Aotong")	16,617	26,135
Laiyuan Ruitong	59,752	30,320
Rongcheng Ronghui Logistics Co., Ltd.* ("Rongcheng Ronghui")	–	39,771
	<b>135,716</b>	<b>179,253</b>

- (d) As at 31 December 2022, included in the Group's prepayments and deposits, an amount of approximately RMB1,860,000 (2021: approximately RMB1,860,000) represented a utility deposit.
- (e) As at 31 December 2022, included in the Group's prepayments and deposits, an amount of approximately RMB48,006,000 (2021: Nil) represented prepayments paid to construction companies for land restoration projects.
- (f) As at 31 December 2022, included in the Group's other receivables, an amount of approximately RMB18,920,000 (2021 recorded in long-term receivable of RMB18,920,000) represented environmental reclamation deposits placed with government in respect of the Group's reclamation obligations for the closure of mines and it is expected to be refunded within 12 months.
- (g) As at 31 December 2022, included in the Group's other receivables, an amount of RMB2,000,000 (2021: RMB2,000,000) represented a performance security deposit paid to certain customers.
- (h) As at 31 December 2022, included in the Group's other receivables, an amount of approximately RMB7,957,000 (2021: approximately RMB7,562,000) represented amount due from Laiyuan Xinxin Mining Co, Ltd\* ("Xinxin Mining") for the reimbursement of expenses of electricity and fuel which had been consumed by Xinxin Mining.

## NOTES TO THE CONSOLIDATED FINANCIAL STATEMENTS

For the year ended 31 December 2022

### 24. Trade and other receivables (Continued)

Notes: (Continued)

- (i) The amounts due from directors are unsecured, interest-free and have no fixed terms of repayment.

	Maximum amount outstanding during the year ended RMB'000	31 December 2022 RMB'000	31 December 2021 RMB'000
Amount due from Mr. Li Yanjun	42	–	42
Amount due from Mr. Li Ziwei	39	–	39
	81	–	81

Details of impairment assessment of trade and other receivables are set out in Note 6(b).

### 25. Restricted bank balances and cash and cash equivalents

Cash and cash equivalents include demand deposits and short-term deposits for the purpose of meeting the Group's short term cash commitments, which carry interest at market rates which ranged from 0.01% to 0.39% (2021: from 0.00% to 0.35%) per annum.

Included in cash and cash equivalents are the following amounts denominated in currencies other than the group entities' functional currencies:

	2022 RMB'000	2021 RMB'000
United State dollars ("USD")	66	60
HK\$	250	1,006
Singapore dollar	2	2

# NOTES TO THE CONSOLIDATED FINANCIAL STATEMENTS

For the year ended 31 December 2022

## 25. Restricted bank balances and cash and cash equivalents *(Continued)*

Included in the cash and cash equivalents and restricted bank balances are the following amounts which are subject to foreign exchange control regulations and not freely transferable:

	2022 RMB'000	2021 RMB'000
Amounts denominated in RMB	82,650	102,998

As at 31 December 2022, bank balances that are placed in restricted bank accounts in accordance with the Labour Law of the People's Republic of China\* (中華人民共和國合同法), Provisions on the Protection of the Geographic Environment of Mines\* (礦山地積環境保護規定), Measures for the Administration of Land Reclamation in Hebei Province and Agreement on the Use\* (河北省土地復墾管理辦法) and Supervision of Land Reclamation Fund for the Restoration of Mineral Geological Environment\* (礦山地質環境治理恢復質土地復墾基金使用監管協議) issued by HPDLR amounting to RMB26,882,000 (2021: nil), such balances can only be used for application of the green mining projects. The balances carrying interest at variable interest rates at 0.39% per annum. The restricted bank balances were used to ensure the Group to implement the mine land accumulation environment management and the reclamation obligations on the land from current mining activities.

Details of impairment assessment of bank balances and restricted bank balances are set out in Note 6(b).

## 26. Trade and other payables

	2022 RMB'000	2021 RMB'000
Trade payables (Note (a))	106,333	106,475
Other taxes payables	13,649	16,495
Payables for construction work, equipment purchase and others	40,692	53,686
Interest payables	1,176	1,251
Other payables (Notes (b) to (e))	49,293	68,449
	211,143	246,356

\* For identification purpose only

# NOTES TO THE CONSOLIDATED FINANCIAL STATEMENTS

For the year ended 31 December 2022

## 26. Trade and other payables (Continued)

Notes:

- (a) The following is an aged analysis of trade payables presented based on the invoice date:

	2022 RMB'000	2021 RMB'000
Up to 30 days	18,148	20,618
31 to 90 days	26,305	24,714
91 to 180 days	35,729	19,788
181 to 365 days	12,896	12,208
Over 1 year	13,255	29,147
	<b>106,333</b>	<b>106,475</b>

As at 31 December 2022, all trade payables are due and payable on presentation or within one year.

- (b) As at 31 December 2022, included in the Group's other payables, an amount of approximately RMB239,000 (2021: approximately RMB16,465,000) represented the compensation fees for water and soil conservation.
- (c) As at 31 December 2022, included in the Group's other payables, an amount of approximately RMB12,248,000 (2021: approximately RMB13,448,000) represented the compensation fees for land reclamation.
- (d) As at 31 December 2022, included in the Group's other payables, an amount of approximately RMB18,435,000 (2021: approximately RMB12,375,000) represented the accrued salaries.
- (e) As at 31 December 2022, included in the Group's other payables, an amount of approximately RMB5,130,000 (2021: RMB7,730,000) represented the compensation charged by Laiyuan Country Zhijiazhuang Village Committee for compensation of impact from mining operation to the nearby village.

## 27. Contract liabilities

	2022 RMB'000	2021 RMB'000
Sales of iron ore concentrate	60,367	27,663
Sales of gravel materials	1,819	925
	<b>62,186</b>	<b>28,588</b>

As at 1 January 2021, contract liabilities amounted to approximately RMB1,954,000.

Contract liabilities, that are not expected to be settled within the Group's normal operating cycle, are classified as current and non-current liabilities based on the Group's earliest obligation to transfer goods or services to the customers.

## NOTES TO THE CONSOLIDATED FINANCIAL STATEMENTS

For the year ended 31 December 2022

### 27. Contract liabilities (Continued)

The following table shows how much of the revenue recognised relates to carried-forward contract liabilities and how much relates to performance obligations that were satisfied in prior periods.

	Sales of iron ore concentrate RMB'000	Sales of gravel material RMB'000	Total RMB'000
<b>For the year ended 31 December 2022</b>			
Revenue recognised that was included in the contract liability balance at the beginning of the year	27,663	925	28,588

For the year ended 31 December 2021

Revenue recognised that was included in the contract liability balance at the beginning of the year	293	1,661	1,954
---	-----	-------	-------

Typical payment terms which impact on the amount of contract liabilities recognised are as follows:

#### Deposits received from customers for sales of iron ore concentrate and preliminary concentrate

When the Group receives a deposit before the sales of iron ore concentrates, this will give rise to contract liabilities at the start of a contract. The Group receives a deposit of 100% (2021: 100%) of the sales amount on acceptance of the contract from certain customers.

The significant increase in contract liabilities in current year was mainly due to the Group has kept more deposit from the existing customer due to less sale in December for the sales of iron ore concentrates.

#### Deposits received from customers for sales of gravel material

When the Group receives a deposit before the sales of gravel materials, this will give rise to contract liabilities at the start of a contract. The Group receives a deposit of 100% (2021: 100%) of the sales amount on acceptance of the contract from certain customers.



## NOTES TO THE CONSOLIDATED FINANCIAL STATEMENTS

For the year ended 31 December 2022

### 28. Lease liabilities

	2022 RMB'000	2021 RMB'000
Lease liabilities payable:		
Within one year	1,628	1,943
Within a period of more than one year but not exceeding two years	1,283	2,911
	2,911	4,854
Less: Amount due for settlement within 12 months shown under current liabilities	(1,628)	(1,943)
Amount due for settlement after 12 months shown under non-current liabilities	1,283	2,911

The incremental borrowing rates applied to lease liabilities is range from 6.27% to 6.64% (2021: from 6.27% to 6.64%).

### 29. Bank borrowings

The carrying amounts of the bank borrowings are repayable:

	2022 RMB'000	2021 RMB'000
Within one year	337,000	557,000
Within a period of more than one year but not exceeding two years	176,000	–
	513,000	557,000
Less: Amounts due within one year shown under current liabilities	(337,000)	(557,000)
Amounts shown under non-current liabilities	176,000	–

# NOTES TO THE CONSOLIDATED FINANCIAL STATEMENTS

For the year ended 31 December 2022

## 29. Bank borrowings (Continued)

Bank borrowings comprise:

	Maturity date	Effective interest rate	2022 RMB'000	2021 RMB'000
<b>Fixed-rate bank borrowings:</b>				
Secured bank borrowing (Note (a))	29 March 2024	9.18%	176,000	177,000
Secured bank borrowing (Note (b))	29 April 2023	9.23%	237,000	260,000
Secured bank borrowing (Note (c))	22 June 2022	3.80%	–	120,000
Secured bank borrowing (Note (d))	29 June 2023	3.20%	100,000	–
			<b>513,000</b>	<b>557,000</b>

Notes:

- (a) On 21 May 2020, the Group entered into a bank borrowing agreement with the aggregate amount of RMB180,000,000. The bank borrowing is guaranteed by the subsidiaries of the Company, a director of the Company and a director of a subsidiary, and secured by properties of a related party. On 29 March 2022, the Group has extended the bank borrowing period to 29 March 2024.
- (b) On 28 April 2021, the Group entered into a bank borrowing agreement with the aggregate amount of RMB280,000,000. The bank borrowing is secured by the land use right and properties of a related party and independent third parties and guaranteed by a related party, a director and independent third parties. On 27 April 2022, the Group has extended the bank borrowing period to 29 April 2023.
- (c) On 23 June 2021, the Group entered into a bank borrowing agreement with the aggregate amount of RMB120,000,000. The bank borrowing is secured by certain property, plant and equipment, right-of-use assets and intangible assets of the Group. The amount was fully repaid during the year ended 31 December 2022.
- (d) On 30 June 2022, the group has entered into a bank borrowing agreement with the aggregate amount of RMB100,000,000. The bank borrowing is secured by certain property, plant and equipment, right-of-use assets and intangible assets of the Group.

The Group's bank borrowing with carrying amount of approximately RMB100,000,000 (2021: RMB120,000,000) are subject to the fulfilment of covenants relating to Jiheng Mining's financial statement ratios (i.e. asset-liability ratio, current ratio and quick ratio). If the Group breaches the covenants, the drawn down facilities would become payable on demand. The Group regularly monitors its compliance with these covenants. As at 31 December 2022, the Group breached the covenant of the bank borrowing, which are primarily related to the asset-liability ratio, current ratio and quick ratio of the Jiheng Mining. In any event, should the lender call for immediate repayment of the loan, the Directors believe that adequate alternative sources of finance are available to ensure that there is no threat to the continuing operations of the Group.

# NOTES TO THE CONSOLIDATED FINANCIAL STATEMENTS

For the year ended 31 December 2022

## 30. Deferred taxation

The following is the analysis of the deferred tax balances for financial reporting purposes:

	2022 RMB'000	2021 RMB'000
Deferred tax assets	232,362	218,023

The following are the major deferred tax assets recognised and movements thereon during the current and prior years:

	Accrued expenses RMB'000	Impairment losses on non-current assets RMB'000	Depreciation allowance RMB'000	Unwinding of interest and accrued reclamation obligations RMB'000	Provision for doubtful debt RMB'000	Total RMB'000
At 1 January 2021	60,020	106,375	12,999	12,817	69	192,280
Credit (charge) to profit or loss (Note 12)	27,471	-	(1,905)	(416)	593	25,743
At 31 December 2021	87,491	106,375	11,094	12,401	662	218,023
Credit (charge) to profit or loss (Note 12)	(592)	13,640	5,109	(3,924)	106	14,339
<b>At 31 December 2022</b>	<b>86,899</b>	<b>120,015</b>	<b>16,203</b>	<b>8,477</b>	<b>768</b>	<b>232,362</b>

### Deferred tax assets not recognised

As at 31 December 2022, the Group has unutilised tax losses of approximately RMB154,035,000 (2021: RMB153,792,000), available for offset against future profits. No deferred tax asset has been recognised in respect of these tax losses due to the unpredictability of future profit streams.

Included in unutilised tax losses as at 31 December 2022 were losses of approximately RMB16,747,000 (2021: RMB16,504,000) that would expire in five years and the remaining balance would not expire under the current tax legislation.

### Deferred tax liabilities not recognised

At the end of the reporting period, the aggregate amount of temporary differences associated with undistributed earnings of subsidiaries for which deferred tax liabilities have not been recognised was approximately RMB701,609,000 (2021: RMB653,928,000). No deferred tax liability has been recognised in respect of these differences because the Group is in a position to control the timing of the reversal of the temporary differences and it is probable that such differences will not reverse in the foreseeable future.

# NOTES TO THE CONSOLIDATED FINANCIAL STATEMENTS

For the year ended 31 December 2022

## 31. Other financial liabilities

	2022 RMB'000	2021 RMB'000
Consideration payables for the acquisition of mining rights	–	117,721
Less: current portion	–	–
	–	117,721

In March 2012 and January 2013, the Group acquired the Gufen Mine, Wang'ergou Mine, Shuanmazhuang Mine and Zhijiazhuang Mine from HPDLR for considerations of RMB365,545,000 in aggregate and repayable by annual instalments with original payment periods over five to seven years.

In accordance with Ji Guo Tu Zi Han No. [2015]1011 issued on 11 November 2015, HPDLR approved a revised annual instalment schedule in relation to the remaining parts of the above mining rights consideration payables and the payment periods were extended to 2022.

In 2017, the Group filed an administrative reconsideration to Ministry of Land and Resources. The result of administrative reconsideration showed that the above annual instalment schedule for Wang'ergou Mine and Shuanmazhuang Mine had been revoked. The amounts borne by the Group would be assessed by HPDLR. At 31 December 2021, the Directors were of the opinion that the remaining parts of mining rights consideration payable amounting to approximately RMB79,770,000 and the outstanding interest payment of approximately RMB37,951,000 for Wang'ergou Mine and Shuanmazhuang Mine as at 31 December 2021 would not be payable or paid within one year, in this connection, the Group reclassified the amounts originally accounted for in current portion into the non-current portion.

During the year ended 31 December 2022, the Group mutually agreed with HPDLR on the mining rights consideration of Shuanmazhuang Mine and Wang'ergou Mine which have been remeasured (the "Remeasurement") from approximately RMB85,466,000 and RMB51,000,000 to approximately RMB37,560,000 and RMB15,951,000 respectively.

As disclosed in Note 9(c) to the consolidated financial statements, the other financial liabilities of approximately RMB117,721,000, which represented the outstanding mining rights consideration and the unwinding interest should be derecognised as a result of the Remeasurement during the year ended 31 December 2022.

## NOTES TO THE CONSOLIDATED FINANCIAL STATEMENTS

For the year ended 31 December 2022

### 31. Other financial liabilities (Continued)

The Group's long-term payables were repayable as follows:

	2022 RMB'000	2021 RMB'000
Within 1 year	–	–
After 1 year but within 2 years	–	117,721
	–	117,721

### 32. Provision for reclamation obligations

	2022 RMB'000	2021 RMB'000
At 1 January	36,812	38,597
Accretion expenses (Note 10)	566	713
Utilised during the year	(3,472)	(2,498)
At 31 December	33,906	36,812
Less: current portion	(1,201)	(4,276)
	32,705	32,536

The provision for reclamation costs has been determined based on management's best estimates. The estimate of the associated costs may be subject to change in the near term when the reclamation on the land from current mining activities becomes apparent in future periods. The Group's management believes that the provision for reclamation obligations at the end of the respective reporting periods are adequate and appropriate. The provision is based on estimates and therefore, the ultimate liability may exceed or be less than such estimate.

# NOTES TO THE CONSOLIDATED FINANCIAL STATEMENTS

For the year ended 31 December 2022

## 33. Share capital

	Par value per share HK\$	Number of shares '000	Amount RMB'000
Ordinary shares:			
Authorised:			
At 1 January 2021, 31 December 2021 and <b>31 December 2022</b>	0.0001	10,000,000	800
Issued and fully paid:			
At 1 January 2021, 31 December 2021 and <b>31 December 2022</b>	0.0001	1,635,330	131

All ordinary shares rank pari passu in all respects.

## 34. Retirement benefits scheme

The Group operates a MPF scheme for all qualifying employees in Hong Kong. The assets of the schemes are held separately from those of the Group, in funds under the control of trustees. The Group contributes 5% of relevant payroll costs capped at HK\$1,500 per month to MPF scheme, in which the contribution is matched by employees.

Employees of the Group are required to participate in a defined contribution retirement scheme administered and operated by the local municipal government. The Group contributes funds at a rate of 12% of the bases determined by referencing to the prevailing average salary of Hebei Province and as agreed by local municipal government to the scheme to fund the retirement benefits of the employees.

The total expense recognised in profit or loss of approximately RMB9,068,000 (2021: approximately RMB6,549,000) represents contributions paid and payable to these plans by the Group at rates specified in the rules of the plans.

As at 31 December 2022, contributions of approximately RMB42,000 (2021: approximately RMB126,000) due in respect of the year ended 31 December 2022 had not been paid over to the plans. The amounts were paid subsequent to the end of the reporting period.

At 31 December 2022 and 31 December 2021, the Group had no forfeited contribution available to reduce its contributions to the retirement benefit schemes in future years.

## NOTES TO THE CONSOLIDATED FINANCIAL STATEMENTS

For the year ended 31 December 2022

### 35. Reconciliation of liabilities arising from financing activities

The table below details changes in the Group's liabilities arising from financing activities, including both cash and non-cash changes. Liabilities arising from financing activities are those for which cash flows were, or future cash flows will be classified in the Group's consolidated statement of cash flows from financing activities:

	Accrued interest (included in other payables) RMB'000	Bank borrowings RMB'000	Lease liabilities RMB'000	Total RMB'000
At 1 January 2021	2,181	608,000	3,669	613,850
<b>Changes from cash flows:</b>				
Repayment of lease liabilities	–	–	(860)	(860)
New bank borrowings raised	–	400,000	–	400,000
Repayment of bank borrowings	–	(451,000)	–	(451,000)
Interest paid	(31,704)	–	–	(31,704)
	(31,704)	(51,000)	(860)	(83,564)
<b>Non-cash changes:</b>				
Interest expenses	30,774	–	389	31,163
New lease entered	–	–	5,624	5,624
Early termination of lease	–	–	(4,819)	(4,819)
Other	–	–	851	851
	30,774	–	2,045	32,819
At 31 December 2021	1,251	557,000	4,854	563,105
<b>Changes from cash flows:</b>				
Repayment of lease liabilities	–	–	(2,150)	(2,150)
New bank borrowings raised	–	100,000	–	100,000
Repayment of bank borrowings	–	(144,000)	–	(144,000)
Interest paid	(26,895)	–	–	(26,895)
	(26,895)	(44,000)	(2,150)	(73,045)
<b>Non-cash changes:</b>				
Interest expenses	26,820	–	207	27,027
	26,820	–	207	27,027
<b>At 31 December 2022</b>	<b>1,176</b>	<b>513,000</b>	<b>2,911</b>	<b>517,087</b>

# NOTES TO THE CONSOLIDATED FINANCIAL STATEMENTS

For the year ended 31 December 2022

## 36. Pledge of or restrictions on assets

### Pledge of assets

The Group's bank borrowings had been secured by the pledge of the Group's assets and the carrying amounts of the respective assets are as follows:

	2022 RMB'000	2021 RMB'000
Property, plant and equipment (excluded right-of-use assets) (Note 18)	22,633	24,443
Right-of-use assets (Note 18)	8,806	9,822
Intangible assets (Note 20)	240	55
	<b>31,679</b>	<b>34,320</b>

### Restrictions on assets

In addition, lease liabilities of approximately RMB2,911,000 are recognised with related right-of-use assets, included in property, plant and equipment, of approximately RMB2,988,000 as at 31 December 2022 (2021: lease liabilities of approximately RMB4,854,000 and related right-of-use assets, included in property, plant and equipment, of approximately RMB5,319,000). The lease agreements do not impose any covenants other than the security interests in the leased assets that are held by the lessor and the relevant leased assets may not be used as security for borrowing purposes.

## 37. Commitments and contingencies

### (a) Capital commitments

	2022 RMB'000	2021 RMB'000
Capital expenditure in respect of the acquisition of property, plant and equipment contracted for but not provided in the consolidated financial statements	171,753	81,559



# NOTES TO THE CONSOLIDATED FINANCIAL STATEMENTS

For the year ended 31 December 2022

## 37. Commitments and contingencies *(Continued)*

### (b) Environmental contingencies

Under existing legislation, management believes that there are no probable liabilities that will have a material adverse effect on the financial position or operating results of the Group. Laws and regulations protecting the environment have generally become more stringent in recent years and could become more stringent in the future. Environmental liabilities are subject to considerable uncertainties which affect the Group's ability to estimate the ultimate cost of remediation efforts. However, environmental laws and regulations continue to evolve. Management of the Group regularly reassesses environmental remediation for its operations. Environmental liabilities are subject to considerable uncertainties which affect the Group's ability to estimate the ultimate cost of remediation efforts. These uncertainties include:

- (i) the exact nature and extent of the contamination at the mines and processing plants;
- (ii) the extent of required clean-up efforts;
- (iii) varying costs of alternative remediation strategies;
- (iv) changes in environmental remediation requirements; and
- (v) the identification of new remediation sites.

The amount of such future cost is indeterminable due to such factors as the unknown magnitude of possible contamination and the unknown timing and extent of the corrective actions that may be required. Accordingly, the outcome of environmental liabilities under proposed for future environmental legislation cannot be reasonably estimated at present and could be material.

Since 2020, the Group has implemented the requirements in accordance with the "Code for Green Mine Construction in the Nonferrous Metals Industry" (DZ/T 0320-2018). The implementation of the green mine construction including engaging designers, consultants and environmental management companies to work with internal experts to formulate the green mine plans. The group also strengthen the self-discipline in the mining operations, undertaking the corporate responsibility of saving resources, energy conservation and emission reduction, environmental reconstruction, land reclamation, assisting local economic and social development, increasing investment in mine environmental protection and governance. Jiheng Mining has obtained the title of provincial green mine in February 2021 and Jingyuancheng Mining is applying for the title of national/provincial green mine which is in progress up to the date of this report.

### (c) Governmental and regulatory levies

The Group is subject to certain levies (mineral resources compensation, water and soil loss compensation, pollutant discharge fee and etc.) imposed by relevant government authorities in accordance with relevant PRC laws and regulations. Under such laws and regulations, the Group has fully fulfilled their responsibilities in paying the respective levies during the years presented. The Directors are of the opinion that the Group had no other material obligations or liabilities of such levies at the end of the reporting period.

# NOTES TO THE CONSOLIDATED FINANCIAL STATEMENTS

For the year ended 31 December 2022

## 38. Major non-cash transactions

- (a) On 1 June 2021, the Group entered into a new lease agreement for the use of office premises for 2 years. On the lease commencement, the Group recognised right-of-use assets and lease liabilities of approximately RMB834,000 and RMB834,000 respectively.
- (b) On 28 September 2021, the Group entered into a new lease agreement for the use of office premises and car parking lots for 3 years. On the lease commencement, the Group recognised right-of-use assets and lease liabilities of approximately RMB4,790,000 and RMB4,790,000 respectively.
- (c) On 28 September 2021, the Group entered into a termination agreement for the use of an office premises. Upon the effective date of the termination, i.e. 1 October 2021, the Group derecognised right-of-use assets and lease liabilities of approximately RMB4,450,000 and approximately RMB4,819,000 respectively, and a gain of approximately RMB369,000 on early termination of a lease agreement is recognised in the consolidated statement of profit or loss and other comprehensive income during the year ended 31 December 2021.
- (d) As disclosed in Note 9(c) to the consolidated financial statements, the other financial liabilities of approximately RMB117,721,000, which represented the outstanding mining rights consideration and the unwinding interest was derecognised as a result of the Remeasurement during the year ended 31 December 2022.

## 39. Related party transactions

During the years presented, the Group entered into transactions with the following related parties.

Name of party	Relationship
Mr. Li Yanjun	The ultimate controller and the Director
Mr. Li Ziwei	The ultimate controller and the Director
Hebei Aowei Industrial Group. Co., Limited* ("Hebei Aowei")	A company ultimately owned by Mr. Li Yanjun
Aowei International Development Limited	A company ultimately owned by Mr. Li Yanjun and Mr. Li Ziwei
Hengshi Holdings Limited	A company ultimately owned by Mr. Li Yanjun and Mr. Li Ziwei
Hengshi International Investments Limited	A company ultimately owned by Mr. Li Yanjun and Mr. Li Ziwei
Beijing Tong Da Guang Yue Trading Co., Limited* ("Tong Da")	A joint venture owned by Mr. Li Yanjun
Xiong'an New Area Education Development Foundation ("Xiong'an Foundation")	Mr. Li Yanjun is one of the directors of Xiong'an Foundation
Beijing Tongchan Ritan Club Co., Limited* ("Ritan Club")	A company ultimately owned by Mr. Li Yanjun

\* For identification purpose only

## NOTES TO THE CONSOLIDATED FINANCIAL STATEMENTS

For the year ended 31 December 2022

### 39. Related party transactions (Continued)

Other than as disclosed elsewhere in the consolidated financial statements, the Group had following transactions with related parties:

	Notes	2022 RMB'000	2021 RMB'000
Repayment of lease liabilities	(a)	1,720	430

Notes:

- (a) Repayment of lease liabilities represent office and car park rental (2021: office and car park rental) paid and payable to Ritan Club (2021: Ritan Club).
- (b) As at 31 December 2022, the bank borrowing of RMB176,000,000 (2021: RMB177,000,000) is secured by the properties of Tong Da and guaranteed by certain subsidiaries of the Company, Mr. Li Yanjun and Mr. Li Mengzhe, a director of a subsidiary of the Company.

As at 31 December 2022, the bank borrowing of RMB237,000,000 (2021: RMB260,000,000) is secured by the land use right and properties of Hebei Aowei and the properties of independent third parties, and guaranteed by Hebei Aowei, Mr. Li Yanjun and independent third parties.

- (c) The Directors are of the view that the terms of the above related party transactions are fair and reasonable, based on normal commercial terms where no charge over assets of the Group is created in respect of the above transactions.

### Compensation of key management personnel

The remuneration for key management personnel, including amounts paid to the Directors as disclosed in Note 14 and certain of the highest paid employees as disclosed in Note 15, is as follows:

	2022 RMB'000	2021 RMB'000
Salaries, allowances and benefits in kind	4,062	3,989
Retirement scheme contributions	123	117
	4,185	4,106

The remuneration of the Directors and key executives is determined by the remuneration committee having regard to the performance of individuals and market trends.

# NOTES TO THE CONSOLIDATED FINANCIAL STATEMENTS

For the year ended 31 December 2022

## 40. Particulars of principal subsidiaries of the company

Details of the subsidiaries at the end of the reporting period are as follows:

Name of subsidiaries	Place of incorporation/ principal place of operation	Paid-up share capital/registered capital	Proportion of ownership interest held by the Company				Proportion of voting power held by the Company				Principal activities
			2022		2021		2022		2021		
			Directly	Indirectly	Directly	Indirectly	Directly	Indirectly	Directly	Indirectly	
			%	%	%	%	%	%	%		
Hengshi Development International Limited	Hong Kong	100 shares of HK\$1.00 each	100	-	100	-	100	-	100	-	Investment holding
Beijing Panshi Industrial Co., Ltd.*	PRC	RMB150,000,000	-	100	-	100	-	100	-	100	Investment holding
Beijing Hengwen Industrial Co., Ltd.*	PRC	RMB120,000,000	-	100	-	100	-	100	-	100	Investment holding
Laiyuan County Aowei Mining Investments Co., Ltd.*	PRC	RMB120,000,000	-	100	-	100	-	100	-	100	Investment holding
Jingyuancheng Mining*	PRC	RMB160,000,000	-	100	-	100	-	100	-	100	Mining, processing and sales of iron ore products and gravel materials
Jiheng Mining*	PRC	RMB100,000,000	-	100	-	100	-	100	-	100	Mining, processing and sales of iron ore products and gravel materials
Xinan Investments Limited	British Virgin Islands	1 share of USD1.00 each	100	-	100	-	100	-	100	-	Investment holding
Xinan Limited	Hong Kong	1 share of HK\$1.00 each	-	100	-	100	-	100	-	100	Investment holding
Baoding Xinan*	PRC	RMB5,000,000	-	100	-	100	-	100	-	100	Hospital management
Baoding Aoxiang Property Services Co., Ltd.*	PRC	RMB1,000,000	-	100	-	100	-	100	-	100	Property management
Baoding Xiang'an Pharmaceutical Sales Co., Ltd.*	PRC	RMB4,000,000	-	100	-	100	-	100	-	100	Supply chain business

\* For identification purpose only

+ A wholly foreign owned enterprise established in the PRC.

The above table lists the subsidiaries of the Company which, in the opinion of the Directors, principally affected the results or assets of the Group. To give details of other subsidiaries would, in the opinion of the Directors, result in particulars of excessive length.

None of the subsidiaries had issued any debt securities at the end of the year.

# NOTES TO THE CONSOLIDATED FINANCIAL STATEMENTS

For the year ended 31 December 2022

## 41. Statement of financial position and reserves of the company

	2022 RMB'000	2021 RMB'000
<b>Non-current asset</b>		
Investments in subsidiaries	152,834	152,834
<b>Current assets</b>		
Amount due from a director	–	42
Amounts due from subsidiaries	867,738	871,923
Cash and cash equivalents	308	430
	<b>868,046</b>	<b>872,395</b>
<b>Current liabilities</b>		
Other payables	4,754	3,934
Amount due to a subsidiary	700	700
	<b>5,454</b>	<b>4,634</b>
<b>Net current assets</b>	<b>862,592</b>	<b>867,761</b>
<b>Net assets</b>	<b>1,015,426</b>	<b>1,020,595</b>
<b>Capital and reserves</b>		
Share capital	131	131
Reserves	1,015,295	1,020,464
<b>Total equity</b>	<b>1,015,426</b>	<b>1,020,595</b>

The Company's statement of financial position was approved and authorised for issue by the board of directors on 29 March 2023 and are signed on its behalf by:

**Li Yanjun**  
Director

**Li Ziwei**  
Director

# NOTES TO THE CONSOLIDATED FINANCIAL STATEMENTS

For the year ended 31 December 2022

## 41. Statement of financial position and reserves of the company *(Continued)*

### Movement of the Company's reserves

	Share premium	Exchange reserve	Other reserve	Accumulated losses	Total
	RMB'000	RMB'000	RMB'000	RMB'000	RMB'000
At 1 January 2021	1,142,640	(875)	150,576	(261,024)	1,031,317
Loss for the year	–	–	–	(8,608)	(8,608)
Other comprehensive income	–	(2,245)	–	–	(2,245)
At 31 December 2021	1,142,640	(3,120)	150,576	(269,632)	1,020,464
Loss for the year	–	–	–	(9,421)	(9,421)
Other comprehensive expense	–	4,252	–	–	4,252
<b>At 31 December 2022</b>	<b>1,142,640</b>	<b>1,132</b>	<b>150,576</b>	<b>(279,053)</b>	<b>1,015,295</b>