



*apollo*

APOLLO FUTURE MOBILITY GROUP LIMITED

(Incorporated in the Cayman Islands with limited liability)  
(Stock Code: 860)

# 2022

## ANNUAL REPORT



# CONTENTS

Corporate Information	02
Chairman's Statement	03–09
Management Discussion and Analysis	10–15
Report of the Directors	16–32
Directors and Senior Management	33–36
Corporate Governance Report	37–49
Environmental, Social and Governance Report	50–81
Independent Auditor's Report	82–88
Consolidated Statement of Profit or Loss	89
Consolidated Statement of Comprehensive Income	90
Consolidated Statement of Financial Position	91–92
Consolidated Statement of Changes in Equity	93–94
Consolidated Statement of Cash Flows	95–96
Notes to the Consolidated Financial Statements	97–209
Particulars of Properties Held by the Group	210



## CORPORATE INFORMATION

### BOARD OF DIRECTORS

#### Executive Directors

Mr. Ho King Fung, Eric (*Chairman*)  
Mr. Joseph Lee (*Vice Chairman*)  
Mr. Qi Zhenggang

#### Non-executive Director

Mr. Freeman Hui Shen (*Co-Chairman*)  
Mr. Wilfried Porth

#### Independent Non-executive Directors

Mr. Teoh Chun Ming  
Mr. Peter Edward Jackson  
Mr. Charles Matthew Pecot III  
Ms. Hau Yan Hannah Lee

### AUDIT COMMITTEE

Mr. Teoh Chun Ming (*Chairman*)  
Mr. Freeman Hui Shen  
Mr. Peter Edward Jackson  
Mr. Charles Matthew Pecot III  
Ms. Hau Yan Hannah Lee

### REMUNERATION COMMITTEE

Mr. Teoh Chun Ming (*Chairman*)  
Mr. Freeman Hui Shen  
Mr. Peter Edward Jackson  
Mr. Charles Matthew Pecot III  
Ms. Hau Yan Hannah Lee

### NOMINATION COMMITTEE

Mr. Freeman Hui Shen (*Chairman*)  
Mr. Ho King Fung, Eric  
Mr. Teoh Chun Ming  
Mr. Peter Edward Jackson  
Mr. Charles Matthew Pecot III

### INVESTMENT COMMITTEE

Mr. Ho King Fung, Eric (*Chairman*)  
Mr. Freeman Hui Shen  
Mr. Joseph Lee  
Mr. Qi Zhenggang  
Mr. Teoh Chun Ming

### CORPORATE GOVERNANCE COMMITTEE

Mr. Joseph Lee (*Chairman*)  
Mr. Qi Zhenggang  
Mr. Teoh Chun Ming  
Mr. Peter Edward Jackson  
Mr. Charles Matthew Pecot III

### COMPANY SECRETARY

Mr. Moy Yee Wo, Matthew

### LEGAL ADVISOR

Reed Smith Richards Butler LLP

### AUTHORISED REPRESENTATIVES

Mr. Ho King Fung, Eric  
Mr. Moy Yee Wo, Matthew

### REGISTERED OFFICE

Cricket Square  
Hutchins Drive, P.O. Box 2681  
Grand Cayman, KY1-1111  
Cayman Islands

### HEAD OFFICE AND PRINCIPAL PLACE OF BUSINESS

Units 2001–2002, 20/F, Li Po Chun Chambers  
189 Des Voeux Road Central, Sheung Wan  
Hong Kong

### REGISTRARS

*Principal Share Registrar and Transfer Office*  
Suntera (Cayman) Limited  
Suite 3204, Unit 2A, Block 3,  
Building D, P.O. Box 1586,  
Gardenia Court, Camana Bay,  
Grand Cayman, KY1-1110  
Cayman Islands

*Hong Kong Branch Share Registrar and Transfer Office*  
Tricor Tengis Limited  
17/F, Far East Finance Centre  
16 Harcourt Road  
Hong Kong

### AUDITOR

Ernst & Young  
*Certified Public Accountants*  
*Registered Public Interest Entity Auditor*

### WEBSITE

<http://www.apollofmg.com>



# CHAIRMAN'S STATEMENT

Dear Shareholders,

It is my honor to deliver this statement as the Chairman of Apollo Future Mobility Group Limited ("AFMG" or the "Company" and together with its subsidiaries, the "Group" or "we") in respect of the Group's annual results for the fifteen months ended 31 December 2022 (the "Period") and the Group's prospects.

## INDUSTRY OVERVIEW

### Automobile market

#### New Energy Vehicles

In light of high oil prices, favorable policy support and increasing number of electric vehicles ("EV(s)") models, global EV sales remained strong during the Period with 10.5 million new Battery Electric Vehicles ("BEV(s)") and Plug-in Hybrid Electric Vehicles ("PHEV(s)") delivered globally in 2022, representing a 55% year-on-year increase compared to 2021, according to industry database EV Volumes. Among the countries, ASEAN countries continued their strong recovery following the COVID-19 pandemic. With the People's Republic of China (the "PRC" or "China") being the largest EV market and EV production base, approximately 59% of global EV sales and 64% of global production volume of EV was contributed by the country in 2022. The BEV and PHEV sales in China increased by a 82% year-on-year reaching over 6.1 million, outperforming the overall auto markets.

The expiry of the yearslong financial subsidies offered by the Chinese government to EV makers at the end of December 2022 has driven the automakers to adapt their cost and marketing strategies for sustainable growth. It is expected that the subsidies withdrawal would optimize the EV industry development by gradually transitioning to be more market driven. Meanwhile, some other policies are expected to continue to promote the industry development. During the Period, the Chinese government announced the extension of vehicle purchase tax exemption on eligible new energy vehicle ("NEV(s)") models until the end of 2023, which was initially set to cease at the end of 2022. The NEV industry is expected to keep growing as the Chinese government maintains its ambition on green economy goals.

#### Hypercar

SNS Insider, a market research and insight firm, estimates that the hypercar market, which had a value of US\$17.45 billion at the end of 2022, will grow at a compound annual growth rate ("CAGR") of 10.5% between 2023 and 2030, reaching US\$31.78 billion by 2030. Increasing demand for high-performance automobiles and for luxurious experiences are major factors that continue to drive the growth of the hypercar industry. Hypercars are mostly limited in quantity and edition, with only a few hundred units or less produced each year. The increasing demand for high-performance and luxury experience, introduction of electric technologies as well as other cutting-edge design and technology advances are anticipated to propel the growth of the hypercar industry in the coming years.

#### High-end vehicles and luxury vehicles

According to Expert Market Research, the value of world's luxury automobile market reached US\$461.24 billion in 2022. By 2028, the market is projected to have grown at a CAGR of 4.90%, reaching US\$614.59 billion in value. During the forecast period of 2023-2028, Asia Pacific, notably China, is expected to be one of the world's largest luxury car markets. The increase in consumer income has propelled demand for automobile and high-end vehicles in China. In 2022, sales of high-end passenger vehicles in China totaled 3.886 million units, up 11.1% year-on-year, according to the China Association of Automobile Manufacturers, indicating promising development of the high-end vehicles and luxury vehicles industry.



## CHAIRMAN'S STATEMENT

### Engineering Service Outsourcing

The worldwide automotive engineering services outsourcing ("ESO") market was valued at US\$84.87 billion in 2022, and Grand View Research expects that it will increase at a CAGR of 11.2% from 2023 to 2030. The development of the automotive ESO market is anticipated to be fueled by the expanding technological capabilities to deliver research and development ("R&D") and product innovation in offerings.

### BUSINESS REVIEW

During the Period, the Group has further solidified its leading status in the upscale mobility sector by undertaking various strategic measures to leverage its distinctive hypercar DNA for the development of own branded vehicles in the field of smart luxury mobility. WM Motor Holdings Limited ("WM Motor"), one of China's market leaders in smart mainstream EVs, became the Company's largest shareholder in 2022, followed by the induction of a seasoned management team to the Board. With WM Motor becoming a key strategic manufacturing partner for AFMG, the Group continued advancing its business by officially enter the luxury electric passenger car market. WM Motor's experience in automotive manufacturing, coupled with the Group's prominent presence in the high-end automobile market with its Apollo brand and proprietary technology, will be mutually advantageous.

### Apollo Hypercar

#### Delivery of Apollo Intensa Emozione Hypercars

Apollo Intensa Emozione ("Apollo IE"), being the Group's flagship hypercar model, features the first-ever all-carbon fiber production chassis of its kind, from the monocoque to subframes and crash structures. Its striking aesthetics, coupled with a V12 engine, make it a contender for one of the most exhilarating cars ever manufactured. During the Period, a total of four Apollo IE vehicles were delivered to customers.

#### Launch of Apollo Project EVO

Unveiled at the China International Import Expo (CIIE 2021) during the Period as the successor to the highly acclaimed Apollo IE hypercar, the Apollo Project EVO sets the new benchmark for next-generation collectable hypercars. Apollo Project EVO is described as a dramatically sculpted piece of design that continues to offer an intense and emotional visual experience. It features an advanced carbon monocoque and a handling package that ensures seamless integration between raw power and emotional aesthetics, delivering unparalleled handling and driving dynamics. Its visually stunning design makes it a work of art, evoking intense emotional responses from its viewers.

#### Appearance at Global Hypercar Events

Apollo Project EVO, which has completed final summer testing, made an appearance at a number of major events during the Period, garnering an enthusiastic response from fans and potential clients. In June 2022, the Apollo IE and Apollo Project EVO participated in Germany's Nürburgring where they were enthusiastically received by key members of the hypercar community. This global tour was extended to include the prestigious Monterey Car Week, USA where the Apollo IE made an appearance. As one of the world's most important events for super-premium brands, this represents the largest gathering of ultra-high-net-worth buyers around the world. A number of highly engaged prospects were nurtured and advanced to support Apollo's leading market position and long-term demand for future Apollo products.

Marketing efforts continued with the Group's participation in the prestigious Supercar Owners Circle in Croatia which attracted some of the world's most exclusive hypercar clients. Apollo Project EVO was well received by fans and potential clients, further boosting the car's prospects.

# CHAIRMAN'S STATEMENT

## Apollo EV

### Unveiling Apollo EVision S Concept Car

During the Period, the Group announced that it had officially entered the lucrative luxury smart electric passenger car segment with the unveiling of its Apollo EVision S concept car at CIIE 2021. Showcasing the Group's vision for future of luxury electric mobility, the Apollo EVision S combines 'The Intense Emotions' of Apollo hypercars with practical usability. It also serves as a forerunner to the Group's broader product-development pipeline.

### Unveiling G2J Advanced Engineering Prototype

The Group revealed its next move towards the future of mobility by unveiling the G2J advanced-engineering prototype during the Period. Over the course of two years, AFMG has developed the G2J as a cutting-edge engineering prototype, utilizing the Group's extensive engineering, powertrain, and platform technology expertise from Germany and Japan. Currently, the G2J is in the final testing phase to fine-tune and validate its essential powertrain, connectivity, and digital ecosystem technologies that will serve as the foundation of AFMG's electric sports cars in the future.

### Announcement of AFMG Luxury Smart EV Strategy

During the Period, the Group unveiled its Apollo EV strategic plan to embrace electrification with an EV product roadmap. A new AFMG smart luxury electric vehicle model is expected to make its grand debut in 2023. This smart luxury electric vehicle is developed based on a platform developed by GLM Co., Ltd. ("GLM", a subsidiary of the Company in Japan) and G2J advanced engineering prototype while inheriting Apollo's hypercar DNA with carbon-fiber bodyworks and striking aesthetics, presenting the Group's platform engineering expertise and latest mobility technology.

## Mobility Ecosystem

Leveraging on strategic partners including Divergent Technologies Inc. ("Divergent") and EV Power, AFMG has been developing an advanced luxury mobility ecosystem that would further enrich the Group's mobility services and offerings along the automotive value chain. Significant effort has also been dedicated to creating proprietary technologies and improving current ones, resulting in huge progress towards the development of the Group's own branded vehicles.

### Licensing income from in-house proprietary technologies

The Group signed its first-vehicular platform licensing agreement with Italian brand De Tomaso in 2020 and received licensing revenue from them during the Period. The platform comprises a complete rolling chassis with crash structure, powertrain, electronics and suspension which can be used in various vehicle types globally.

### The Crate Powertrain

The Crate Powertrain is an innovation empowered by the Group's R&D team, featuring cutting-edge innovations that enable EVs to shift towards 800V systems. This technology includes twin inverters that employ next-generation Silicon Carbide technology, resulting in increased efficiency. During the Period, the Group completed the R&D and testing of sample A, and will seek partners for industrial development in the next stage.

## CHAIRMAN'S STATEMENT

During the Period, the Group organized and participated in various events to showcase its latest innovations and technological capabilities. The Group showcased its latest ambitious projects at the CIIE 2021 with the Apollo Project EVO, the Apollo EVision S concept car, the Crate Powertrain, Apollo all-carbon monocoque chassis, and UME electric utility vehicle. These projects showcased the future of performance, illustrating the transition to clean-air mobility and setting a roadmap for electrification. After the success at the CIIE, AFMG organized the "APOLLO FIRE AND ICE" mobility showcase in MGM MACAU, creating an exciting motorsport atmosphere during the 68th Macau Grand Prix and earning recognition from motorsport enthusiasts. The grand finale of AFMG's 2021 Mobility Innovation Roadshow was held in Hong Kong with the theme of "THE ULTIMATE SUSTAINABLE FUTURE OF MOBILITY" which received overwhelming responses from investors and media.

### Engineering Service Outsourcing

During the Period, the Group's automotive ESO unit provided leading engineering outsourcing services to well-known traditional original equipment manufacturer ("OEM(s)") and emerging electric vehicle brands, covering the entire process from generating ideas, designing, modeling, engineering, simulating, validating and testing, to manufacturing prototypes prior to production.

### Other Corporate Developments

#### Change of Company's Chinese name

The Company officially changed its Chinese name to "Apollo 智慧出行集團有限公司" with effect from 26 August 2022. This renaming initiative aligns the Chinese name of the Company with its English name which better reflects the Group's strategies of being a leading smart mobility services provider and enhances the Group's corporate image and identity that would enable the Group to be better positioned to capture business opportunities for its future development.

Further details of the change to the Company's Chinese name are set out in the Company's announcement dated 26 September 2022.

#### Admitted to "Consumer Discretionary — Automobiles — Automobiles" under HSICS

The Company was admitted to the "Consumer Discretionary" industry — "Automobiles" sector — "Automobiles" subsector under the Hang Seng Industry Classification System ("HSICS") effective from 30 September 2022. The reclassification highlights the Group's latest advancements in mobility, allowing the market to take note of AFMG as a significant player in the industry and hence enable investors make well-informed decisions.

#### WM Motor became AFMG's largest shareholder

WM Motor, one of China's leading smart EV companies, became AFMG's largest shareholder and strategic manufacturing partner during the Period. By leveraging WM Motor's well-established smart EV manufacturing facilities, complemented by the Group's expertise in sales and distribution of the Apollo brand in the high-end automobile market as well as its proprietary technology, the Group's luxury smart electric passenger car business is poised to accelerate its expansion through substantial synergies.

Subsequent to the reporting Period, the Group entered into an acquisition agreement with WM Motor for the acquisition of the entire issued capital of WM Motor Global Investment Limited, the wholly-owned subsidiary of WM Motor which owns the revenue generating operating entities of WM Motor.



# CHAIRMAN'S STATEMENT

## Introduction of New Senior Management Team

During the Period, AFMG welcomed a number of seasoned professionals from the automotive and finance sectors joining the Group.

The Board appointed Mr. Freeman Hui Shen as a non-executive Director and Co-Chairman of the Board; Mr. Joseph Lee was appointed as an executive Director and Vice Chairman of the Board; Mr. Qi Zhenggang, Marcus, was appointed as the General Manager of the Group and an executive Director; Ms. Zheng Kaiyan, Enya, was appointed as Senior Vice President, Finance of the Group; Ms. Hau Yan Hannah Lee, was appointed as an independent non-executive Director; and Mr. Wilfried Porth joined AFMG as a non-executive Director. With the extensive experience of these top executives, the Group is better equipped to penetrate deeper into the NEV industry chain and establish firmer footholds in both China and overseas markets.

Further details of directorship appointments are set out in the Company's announcements dated 13 January 2022, 31 March 2022 and 26 April 2022.

## Capital Injection into a Joint Venture with Shanghai Alliance Investment

During the Period, Lucky Ample Limited ("Lucky Ample"), a wholly-owned subsidiary of the Company, Shanghai Alliance Investment Ltd. ("SAIL"), a private equity and venture capital arm of the Shanghai Municipal Government, and WESail New Energy Automotive Co. Ltd. (the "Joint Venture") entered into a capital injection agreement. The Joint Venture is mainly engaged in technology development, transfer, consultation and services related to NEVs.

The proceeds from the Capital Injection will mainly be utilized for the development and production of a luxury EV model, marketing activities and the establishment of experience center for the luxury EV; and future operation and business activities of the Joint Venture. Together with SAIL, the Capital Injection has enabled the Group to further optimize its commercial production capacities and continue its deep drive into automobile manufacturing business and technology development.

Further details of the Capital Injection are set out in the Company's announcement dated 17 October 2022.

## Disposal of Ideenion Automobil AG

To further optimize the operation management of the Group and enable it to focus capital and management resources on developing its more promising own-brand hypercars and luxury smart EVs businesses, the Group reached an agreement to dispose of the entire issued share capital of its wholly-owned subsidiary, Ideenion Automobil AG ("Ideenion" and together with its subsidiaries, "Ideenion Group"), a German automotive-engineering services provider, for a total cash consideration of EUR15 million (equivalent to approximately HK\$124.4 million).

Further details of the disposal are set out in the section headed "Material Acquisitions or Disposals".

## CHAIRMAN'S STATEMENT

### Other Legacy Businesses

The Group continued to scale down its legacy businesses during the Period, allowing it to be better resourced on developing its more promising smart mobility businesses.

### Disposal of Legacy Businesses

During the Period, the Group reached an agreement to dispose of part of its watches wholesale business for a total cash consideration of HK\$50 million. The Group intends to use the proceeds to develop its high-performance hypercars and luxury smart EVs and to invest in mobility technology solutions businesses and as general working capital.

In addition, the Group reached an agreement to dispose part of its money lending business for a total consideration of HK\$408 million. The disposal will allow the Group to have a clearer focus and concentrate on the implementation of strategies to pursue opportunities in the smart mobility industry.

Further details of the above disposals are set out in the section headed "Material Acquisitions or Disposals".

### PROSPECTS AND OUTLOOK

The growing concern about climate changes has driven countries across the globe to adopt less polluting alternative modes of transport and increased the demand for electric passenger cars. The Business Research Company, a market research firm, estimates that the global market for passenger EVs will expand from US\$278.75 billion in 2022 to US\$365.72 billion in 2023, representing a 31.2% CAGR. The electric passenger cars market is expected to be worth US\$1,083.65 billion by 2027 at a CAGR of 31.2%, indicating impressive potential for the future development of the EV market.

Riding on the global surge in demand for EVs, China has emerged as one of the top EVs powerhouses. The penetration rate of new energy passenger cars in China is expected to continue to rise steadily with huge potential for growth. With increasing disposable income, the automobile market including the EV sector is undergoing consumption upgrade in China, presenting enormous potential for the Group's businesses.

Hypercars are the epitome of luxury and high-performance cars designed to meet the needs of a selected group of customers and the market has grown in recent years due to technology advances. Over the years, the Apollo brand has earned the loyal support of ultra-high-net-worth individuals globally with its unconventional styling and ultimately high performance, demonstrating the Group's unparalleled technology and engineering capabilities. This provides the Group a solid foundation for development of its own branded luxury smart electric passenger cars.

## CHAIRMAN'S STATEMENT

To seize the opportunities opened up by EV revolution, the Group has sought to focus on development of luxury smart electric passenger cars and future mobility related technology and services by leveraging the Apollo's brand DNA and having WM Motor as the Group's strategic manufacturing partner. With the Apollo brand's reputation and proprietary technology, coupled with the Group's sales and distribution experience targeting luxury automobile segments as well as WM Motor's experience in automobile manufacturing, the Group will continue to excel in the development of its luxury smart electric passenger car business in response to the growing desire for high performance and luxury experience in the global market through developing a range of luxury smart electric passenger car models featuring cutting-edge mobility technology, striking design and premium personalized service.

Looking forward, the Group will continue to leverage the unique appeal of the Apollo brand and the Group's technological capabilities to utilize its synergies in both hypercars and luxury smart electric passenger cars development. Together with the Group's strategic partners, notably Divergent and EV Power, AFMG is creating an advanced mobility ecosystem that will redefine smart mobility and setting a new standard for the future of mobility.

**Ho King Fung, Eric**

*Chairman*

**APOLLO FUTURE MOBILITY GROUP LIMITED**

Hong Kong

31 March 2023



# MANAGEMENT DISCUSSION AND ANALYSIS

## FINANCIAL REVIEW

For the fifteen months ended 31 December 2022, the revenue of the Group increased by approximately 46.6% to approximately HK\$774.9 million as compared to approximately HK\$528.6 million for the year ended 30 September 2021. The revenue comprised revenue from mobility services segment of approximately HK\$218.8 million (year ended 30 September 2021: HK\$104.8 million), sales of jewellery products, watches and other commodities of approximately HK\$507.8 million (year ended 30 September 2021: HK\$377.2 million), and interest income from loan financing of approximately HK\$48.3 million (year ended 30 September 2021: HK\$45.1 million). During the Period, revenue from mobility services segment increased due to (i) the licensing income from the license of vehicular platform; and (ii) the revenue from engineering service outsourcing. Sales of jewellery products, watches and other commodities increased due to improved sentiment in the PRC market. Income from loan financing remained stable.

The Group's gross profit amounted to approximately HK\$159.7 million for the Period as compared to approximately HK\$131.5 million for the year ended 30 September 2021. The gross profit margin decreased to approximately 20.6% for the Period (year ended 30 September 2021: 24.9%) mainly due to decrease in margin from the sales of jewellery products, watches and other commodities to boost sales.

General and administrative expenses decreased by 6.6% to approximately HK\$275.3 million (year ended 30 September 2021: HK\$294.8 million) mainly due to the decrease in equity-settled share option expense of approximately HK\$41.7 million (year ended 30 September 2021: HK\$106.8 million) recorded during the Period as less share options were granted during the Period as compared to the year ended 30 September 2021.

Other gains/losses, net mainly comprised: (i) the fair value gains of approximately HK\$439.3 million (year ended 30 September 2021: HK\$21.9 million) on financial assets at fair value through profit or loss due to changes in market conditions; (ii) impairment of goodwill of approximately HK\$107.8 million (year ended 30 September 2021: Nil) due to the Ideenion Disposal; and (iii) fair value gains on contingent consideration payables of approximately HK\$274.9 million (year ended 30 September 2021: losses of approximately HK\$56.0 million) arising from the Group's acquisitions due to the changes in share price of the Company as at the valuation dates and the Ideenion Disposal.

Overall, the profit attributable to owners of the Company for the Period turned around to approximately HK\$263.5 million from the loss of approximately HK\$349.6 million for the year ended 30 September 2021 due to the reasons as explained above.

# MANAGEMENT DISCUSSION AND ANALYSIS

## Significant Investments Held

Details of significant investments held by the Group were set out as follows:

	As at 31 December 2022			For the period ended 31 December 2022			Fair value		Investment cost HK\$'000
	Number of preferred shares held '000	% of preferred shares held in such investee %	Percentage to the Group's total assets %	Fair value Gain HK\$'000	Share of loss of associate HK\$'000	Transfer to interest in an associate HK\$'000	As at	As at	
							31 December 2022 HK\$'000	30 September 2021 HK\$'000	
<b>Investment Details</b>									
EV Power									
Preferred shares	142,820	33.23	10.61	106,192	(27,254)	–	523,622	444,684	407,679
Call option	N/A	N/A	N/A	(10,113)	–	(7,696)	–	17,809	
				96,079	(27,254)	(7,696)	523,622	462,493	
Divergent									
Preference shares	4,932	19.40	17.21	418,474	–	–	849,171	430,697	469,378
— 2019 Divergent convertible	N/A	N/A	N/A	(90,804)	–	–	–	90,804	97,500
				327,670	–	–	849,171	521,501	

\* Represented the aggregate consideration

## MANAGEMENT DISCUSSION AND ANALYSIS

### (i) Investment in EV Power

EV Power and its subsidiaries are principally engaged in the provision of convenient, safe and cost-effective EV charging solutions in Hong Kong and the PRC. EV Power is China's largest charging point operator in terms of number of charging sites in operation in residential areas. It operates over 7,800 charging sites and over 37,000 charging piles (or 70,000 charging bays), covering over 50 cities in the country. The Group's investment in EV Power represents an opportunity for the Group to create strong synergies with EV Power through the Group's proprietary EV technologies and thereby completing the full value chain of mobility.

### (ii) Investment in Divergent

Divergent is a company based in the United States of America which uses 3D metal printing technology through its patented hardware and software platform to conduct research, design, development and production of 3D printed vehicle structures. Not only does the patented digital manufacturing system radically reduce capital needs and design risks, it also reduces product cycle time and increases market response. The Group believes that the investment in Divergent will create synergies with the Group's mobility businesses by vastly improving existing factory economics of automobile OEMs.

### Liquidity, Financial Resources and Gearing

As at 31 December 2022, the cash and cash equivalents of the Group amounted to approximately HK\$52.5 million (30 September 2021: HK\$150.1 million), which were mainly denominated in HK\$, Renminbi ("RMB"), Euro and Japanese Yen.

The total current assets and total current liabilities of the Group as at 31 December 2022 were approximately HK\$1,340.5 million and HK\$618.9 million, respectively (30 September 2021: total current assets of HK\$1,331.9 million and total current liabilities of HK\$1,277.6 million). The Group's net current assets as at 31 December 2022 comprised inventories of approximately HK\$90.6 million (30 September 2021: HK\$173.4 million), accounts receivable, prepayments, deposits and other receivables of approximately HK\$352.4 million (30 September 2021: HK\$348.6 million) and loans receivable of approximately HK\$174.6 million (30 September 2021: HK\$652.1 million).

The Group's inventory turnover, accounts receivable turnover and accounts payable turnover periods were 98 days, 28 days and 71 days, respectively. The turnover ratios were consistent and compliant with the respective policies of the Group on credit terms granted to customers and credit terms obtained from suppliers.

During the Period, the Group financed its operations and investment activities mainly through a combination of (i) equity financing; (ii) operating cash inflows; and (iii) interest-bearing bank borrowings and convertible bonds. As at 31 December 2022, equity attributable to owners of the Company amounted to approximately HK\$4,275.4 million (30 September 2021: HK\$3,658.7 million).

The Group's total interest-bearing bank borrowings and convertible bonds issued by the Company as at 31 December 2022 amounted to approximately HK\$88.2 million (30 September 2021: HK\$122.7 million) and approximately HK\$176.2 million (30 September 2021: Nil), respectively, which were mainly denominated in HK\$, RMB and Japanese Yen. The interest-bearing bank borrowings and convertible bonds were mainly used for investment in business opportunities in order to expand into the mobility technology solutions and related business and for working capital purpose and all of which are at commercial lending variable interest rates.

The Group monitors capital on the basis of the gearing ratio. As at 31 December 2022, the gearing ratio was approximately 2.1% (30 September 2021: 3.4%). This ratio is calculated as total interest-bearing bank borrowings (other than convertible bonds) divided by total equity.



# MANAGEMENT DISCUSSION AND ANALYSIS

## Contingent Liabilities

Details of contingent liabilities of the Group are set out in note 41 to the consolidated financial statements.

## Pledge of Assets

As at 31 December 2022, the Group's freehold land and buildings, certain building including right-of-use assets and accounts receivable, with an aggregate carrying amount of approximately HK\$120.1 million were pledged to secure certain bank loans to the Group of principal amount of approximately HK\$46.2 million.

## Final Dividend

The Board does not recommend the payment of any dividend in respect of the Period (year ended 30 September 2021: Nil).

## Capital Management

The Group's funding and treasury policies and objectives in terms of manner in which treasury activities are controlled are to ensure that members of the Group will be able to continue as a going concern while maximizing the return to shareholders of the Company through the optimization of its debt and equity balance. The Group manages the amount of capital in proportion to risk, and makes adjustments to its overall capital structure through the payment of dividend, new share issues as well as the issue of new debts or the repayment of existing debts.

## Foreign Exchange Exposure

The Group's sales and purchases during the Period were mostly denominated in HK\$, RMB, EUR and Japanese Yen. The Group was exposed to certain foreign currency exchange risks but it does not anticipate future currency fluctuations to cause material operational difficulties or liquidity problems. At present, the Group does not intend to seek to hedge our exposure to foreign exchange fluctuations. Nevertheless, the Group continuously monitors its foreign exchange position and, when necessary, will utilise financial instruments to hedge foreign exchange exposure arising from contractual commitments in sourcing products from overseas suppliers.

## Events After the Reporting Period

Events subsequent to the end of the Period are set out in note 47 to the consolidated financial statements.

## Material Acquisitions or Disposals

- (i) On 24 May 2022, Ming Fung Investment Holdings Limited ("Ming Fung"), an indirect wholly-owned subsidiary of the Company, and State Energy Group International Assets Holdings Limited ("State Energy Group") entered into an agreement, pursuant to which Ming Fung had conditionally agreed to sell and State Energy Group had conditionally agreed to acquire the entire issued share capital of Sinoforce Group Limited (together with its subsidiaries, "Sinoforce Group"), for a total cash consideration of HK\$50,000,000 (the "Sinoforce Disposal"). Sinoforce Group was principally engaged in wholesale of watches in Hong Kong, the PRC and Taiwan. The completion of the Sinoforce Disposal took place on 14 June 2022. Further details of the Sinoforce Disposal are set out in the announcement of the Company dated 24 May 2022.
- (ii) On 23 December 2022, the Company (as seller) entered into an agreement with Mobility Technology Group Inc. ("MTG"), pursuant to which the Company had conditionally agreed to sell and MTG had conditionally agreed to acquire the entire share capital of Ideenion, for a total consideration EUR15,000,000 (equivalent to approximately HK\$124,350,000) (the "Ideenion Disposal"). Ideenion Group was principally engaged in the design, development and prototyping of internal combustion engine vehicles and NEVs, including vehicle components and accessories for vehicles. The completion of the Ideenion Disposal took place on 22 February 2023. Further details of the Ideenion Disposal are set out in the announcements of the Company dated 23 December 2022 and 3 January 2023.

## MANAGEMENT DISCUSSION AND ANALYSIS

- (iii) On 30 December 2022, Ming Fung (as seller) entered into an agreement with Innosphi Company Limited (“Innosphi”), pursuant to which Ming Fung had conditionally agreed to sell and Innosphi had conditionally agreed to acquire the entire share capital of Chance Achieve Limited (“Chance Achieve”), for a total consideration of HK\$408,000,000 (the “Chance Achieve Disposal”). Chance Achieve is principally engaged in money lending in Hong Kong. Innosphi is an investment holding company wholly owned by Mr. Freeman Hui Shen, a non-executive Director and a substantial shareholder of the Company. The Chance Achieve Disposal constitutes (i) a disclosable transaction for the Company under Chapter 14 of the Rules (the “Listing Rules”) Governing the Listing of Securities on The Stock Exchange of Hong Kong Limited (the “Stock Exchange”); (ii) a connected transaction of the Company under Chapter 14A of the Listing Rules; and (iii) a special deal under Note 4 to Rule 25 of the Hong Kong Code on Takeovers and Mergers, and is subject to, among other things, the passing of the ordinary resolutions by the independent shareholders of the Company at the extraordinary general meeting to be convened and held. Further details of the Chance Achieve Disposal are set out in the announcements of the Company dated 30 December 2022, 11 January 2023, 17 January 2023, 20 January 2023, 2 March 2023 and 31 March 2023.

Save as disclosed above and in this report, there was no other material acquisition or disposal of subsidiaries, associates or joint ventures by the Group during the Period.

### Issue of Listed Securities of the Company and Use of Proceeds

#### Subscription of Convertible Bonds on 8 September 2021

On 8 September 2021, the Company and Walong Holdings Limited (“Walong”) entered into a subscription agreement (the “Walong Agreement”), pursuant to which, on the terms and subject to the conditions therein, the Company has agreed to issue and Walong has agreed to subscribe for the convertible bonds (the “Walong Convertible Bonds”) in the principal amount of HK\$78,000,000. The Walong Convertible Bonds are convertible into the Shares and the initial conversion price of the Walong Convertible Bonds is HK\$0.55 per Share. Assuming that the conversion rights attaching to the Walong Convertible Bonds have been exercised in full and there is no adjustment to the conversion price, 141,818,181 new Shares with aggregate nominal value of HK\$14,181,818.10 will be allotted and issued.

The closing price per Share as quoted on the Stock Exchange on 8 September 2021, being the date of the Walong CB Subscription Agreement, was HK\$0.55.

The subscription of the Walong Convertible Bonds was completed on 18 October 2021. The gross proceeds and the net proceeds (after deduction of relevant expenses) from the issue of the Walong Convertible Bonds were HK\$78,000,000 and approximately HK\$77,000,000, respectively. The net issue price if the conversion Shares were issued at the initial conversion price was approximately HK\$0.54. The Company intended to apply the net proceeds as follows: (a) approximately 90%, representing approximately HK\$69,300,000, would be used for investment in business opportunities in order to expand into the mobility technology solutions and related business; and (b) approximately 10%, representing approximately HK\$7,700,000, would be used for general working capital of the Group. As at the end of the Period, the net proceeds had been fully utilised for the intended purposes as stated above.

The subscription of the Walong Convertible Bonds offered a good opportunity to raise additional funds to strengthen the financial position and broaden the capital base of the Group so as to facilitate its future development. The Directors were of the view that the issue of the Walong Convertible Bonds would be an appropriate means of raising additional capital since (i) it will not have an immediate dilution effect on the shareholding of the existing shareholders of the Company; and (ii) in the event that the Walong Convertible Bonds are converted into Shares, the Company can improve its capital base, benefiting the long-term development of the Company.

Further details of the Walong CB Subscription Agreement are set out in the announcements of the Company dated 8 September 2021 and 9 September 2021.

# MANAGEMENT DISCUSSION AND ANALYSIS

## Subscription of Convertible Bonds on 13 September 2021

On 13 September 2021, the Company entered into subscription agreements (the "13 September CB Subscription Agreements") with each of Able Catch Limited, Vivaldi International Limited and 45 Yi Capital Holdings Co., Ltd (collectively the "CB Subscribers"), pursuant to which, on the terms and subject to the conditions therein, the Company has agreed to issue and the CB Subscribers have agreed to subscribe for the convertible bonds (the "13 September Convertible Bonds") in the principal amount of HK\$85,800,000. The 13 September Convertible Bonds are convertible into the Shares at the initial conversion price of HK\$0.55 per Share. Assuming that the conversion rights attaching to the 13 September Convertible Bonds have been exercised in full and there is no adjustment to the conversion price, 156,000,000 new Shares with aggregate nominal value of HK\$15,600,000 will be allotted and issued.

The closing price per Share as quoted on the Stock Exchange on 13 September 2021, being the date of the 13 September CB Subscription Agreements, was HK\$0.55.

The subscription of the 13 September Convertible Bonds was completed on 5 October 2021. The gross proceeds and the net proceeds (after deduction of relevant expenses) from the issue of the 13 September Convertible Bonds were HK\$85,800,000 and approximately HK\$85,000,000, respectively. The net issue price if the conversion Shares are issued at the initial conversion price would be approximately HK\$0.54. The Company intended to apply the net proceeds as follows: (a) approximately 90%, representing approximately HK\$76,500,000, would be used for the investment in business opportunities in order to expand into the mobility technology solutions and related business; and (b) approximately 10%, representing approximately HK\$8,500,000, would be used for general working capital of the Group. As at the end of the Period, the net proceeds had been fully utilised for the intended purposes as stated above.

The subscription of the 13 September Convertible Bonds offered a good opportunity to raise additional funds to strengthen the financial position and broaden the capital base of the Group so as to facilitate its future development. The Directors were of the view that the issue of the 13 September Convertible Bonds would be an appropriate means of raising additional capital since (i) it will not have an immediate dilution effect on the shareholding of the existing Shareholders; and (ii) in the event that the 13 September Convertible Bonds are converted into Shares, the Company can improve its capital base, benefiting the long-term development of the Company.

Further details of the 13 September CB Subscription Agreement are set out in the announcement of the Company dated 13 September 2021.

## Employees and Remuneration Policies

As at 31 December 2022, the Group had 139 (30 September 2021: 193) employees. In addition to basic salary, employees are entitled to other benefits including those under social insurance contribution, employee provident fund schemes and share option scheme of the Company. The remuneration of employees was in line with market trend and commensurate to the levels of pay in the industry and to the performance of individual employees that are regularly reviewed each year.

The annual salary of Directors is determined by reference to their performance for the year, experience, qualification, duties and responsibilities in the Company and the prevailing market rate and will be subject to review by the remuneration committee of the Board (the "Remuneration Committee") and the Board from time to time. Further details of Directors' and chief executive's remuneration and the five highest paid employees are set out in notes 10 and 11 to the financial statements, respectively.

## FUTURE PLANS FOR MATERIAL INVESTMENTS OR CAPITAL ASSETS

Save as disclosed in this report, there was no other specific plan for material investments or capital assets as at 31 December 2022.

## REPORT OF THE DIRECTORS

The Board is pleased to present its report together with the audited consolidated financial statements of the Group for the Period.

### PRINCIPAL ACTIVITIES

The principal activity of the Company in the course of the Period is investment holding. Details of the principal activities of the subsidiaries of the Company in the course of the Period are set out in note 1 to the consolidated financial statements.

### SEGMENT INFORMATION

An analysis of the Group's revenue and results by geographical segment based on the location of customers and business segments for the Period is set out in note 4 to the consolidated financial statements.

### RESULTS AND DIVIDENDS

The Group's results for the Period and the financial position of the Group and of the Company as at 31 December 2022 are set out in the consolidated financial statements on pages 89 to 209, respectively.

The Board did not recommend the payment of any dividend for the Period (year ended 30 September 2021: Nil).

### INDUSTRY OVERVIEW, BUSINESS REVIEW, PROSPECTS AND OUTLOOK, FINANCIAL REVIEW, EVENTS AFTER THE REPORTING PERIOD AND FINAL DIVIDEND

The disclosures set out in the sub-sections headed "Industry Overview", "Business Review" and "Prospects and Outlook" in the section headed "Chairman's Statement" and the sub-sections headed "Financial Review", "Events After The Reporting Period" and "Final Dividend" in the section headed "Management Discussion and Analysis" of this annual report form part of this report of the Directors.

### RELATIONSHIP WITH STAKEHOLDERS

The Group recognises that employees, customers and business partners are key to its sustainable development. The Group is committed to establishing a close and caring relationship with its employees, providing quality services to its customers and enhancing cooperation with its business partners.

The Company provides a fair and safe workplace, promotes diversity to our staff, and provides competitive remuneration and benefits and career development opportunities based on their merits and performance. The Group also puts ongoing efforts to provide adequate training and development resources to the employees so that they can keep abreast of the latest development of the market and the industry and, at the same time, improve their performance and self-fulfilment in their positions.

The Group understands that it is important to maintain good relationship with customers and provide the products and services in a way that satisfies the needs and requirements of the customers. The Group enhances the relationship by continuous interaction with customers to gain insight on the changing market demand for the products so that the Group can respond proactively. The Group has also established procedures in place for handling customers' complaints to ensure they are dealt with in a prompt and timely manner.

The Group is also dedicated to develop and maintain good and long term relationships with suppliers and contractors to ensure stability of the Group's business.



# REPORT OF THE DIRECTORS

## PRINCIPAL RISKS AND UNCERTAINTIES FACING THE COMPANY

The Group's financial conditions, results of operations, businesses and prospects may be affected by a number of risks and uncertainties. The following are the key risks and uncertainties identified by the Group. There may be other risks and uncertainties which are not known to the Group or which may not be material now but could turn out to be material in the future.

### Business Risk

A substantial portion of the operating assets of the Group is located in the PRC and the Group expects that a material portion of the turnover will continue to be derived from the operations in the PRC. The results of operations and prospects are subject, to a significant degree, to economic, political and legal developments in the PRC. The economy of the PRC differs from the economies of most developed countries in many respects, including the extent of government involvement, the level of development, the growth rate, and government control of foreign exchange. The Group cannot predict whether changes in the PRC's political, economic and social conditions, laws, regulations and policies will have any material adverse effect on the current or future business, results of operation or financial condition of the Group.

### Financial Risk

The financial risk management of the Group is set out in note 46 to the consolidated financial statements.

## FINANCIAL STATEMENTS

The financial performance of the Group for the Period and the financial position of the Group as at 31 December 2022 are set out on pages 89 to 92.

# REPORT OF THE DIRECTORS

## FIVE YEAR FINANCIAL SUMMARY

The following is a summary of the published consolidated results and of the assets and liabilities of the Group for each of the four years ended 30 September 2021 and the fifteen months ended 31 December 2022:

### Results

	Fifteen months ended	Year ended 30 September			
	31 December 2022 HK\$'000	2021 HK\$'000	2020 HK\$'000	2019 HK\$'000	2018 HK\$'000
Revenue	<b>774,888</b>	528,559	357,705	536,355	717,023
Profit/(loss) from operating activities	<b>289,185</b>	(349,386)	(69,713)	(621,564)	(103,522)
Finance costs	<b>(21,450)</b>	(6,823)	(8,253)	(4,039)	(5,585)
Profit/(loss) before tax	<b>267,735</b>	(356,209)	(77,966)	(625,603)	(109,107)
Income tax (expense)/credit	<b>(1,376)</b>	(3,144)	(281,397)	6,274	(1,230)
Profit/(loss) for the year	<b>266,359</b>	(359,353)	(359,363)	(619,329)	(110,337)
Attributable to:					
Owners of the Company	<b>263,459</b>	(349,589)	(345,177)	(605,392)	(94,096)
Non-controlling interests	<b>2,900</b>	(9,764)	(14,186)	(13,937)	(16,241)
	<b>266,359</b>	(359,353)	(359,363)	(619,329)	(110,337)

# REPORT OF THE DIRECTORS

## FIVE YEAR FINANCIAL SUMMARY *(continued)*

### Assets and Liabilities

	At 31 December 2022 HK\$'000	2021 HK\$'000	At 30 September		
			2020 HK\$'000	2019 HK\$'000	2018 HK\$'000
Non-current assets	<b>3,593,315</b>	3,749,786	3,640,800	3,362,862	2,910,330
Current assets	<b>1,340,514</b>	1,331,877	1,677,070	1,190,447	1,587,486
<b>Total assets</b>	<b>4,933,829</b>	5,081,663	5,317,870	4,553,309	4,497,816
Current liabilities	<b>618,890</b>	1,277,595	869,875	407,368	330,077
Non-current liabilities	<b>54,153</b>	164,486	714,603	102,276	132,500
<b>Total liabilities</b>	<b>673,043</b>	1,442,081	1,584,478	509,644	462,577
<b>Net assets</b>	<b>4,260,786</b>	3,639,582	3,733,392	4,043,665	4,035,239

### PROPERTY, PLANT AND EQUIPMENT

Details of movements in the Group's property, plant and equipment during the Period are set out in note 16 to the consolidated financial statements.

### ISSUED CAPITAL

Details of the share capital of the Company during the Period are set out in note 35 to the consolidated financial statements.

### PRE-EMPTIVE RIGHTS

There is no provision for pre-emptive rights under the Company's articles of association (the "Articles") or the laws of the Cayman Islands, being the jurisdiction in which the Company was incorporated, which would oblige the Company to offer new shares on a pro-rata basis to its existing shareholders.

## REPORT OF THE DIRECTORS

### PURCHASE, REDEMPTION OR SALE OF LISTED SECURITIES OF THE COMPANY

During the Period, the Company repurchased 24,928,000 shares of the Company (the “Shares”) on the Stock Exchange for an aggregate consideration (before transaction costs) of approximately HK\$7,908,000 pursuant to the share repurchase mandate approved by the shareholders of the Company (the “Shareholders”) at the annual general meeting held on 10 March 2022. The repurchase was effected as the Board considered that the then trading price of the Shares did not reflect their intrinsic value and business prospects of the Company and that it presented a good opportunity for the Company to repurchase Shares. The Board believed that a share repurchase would demonstrate the Company’s confidence in its own business outlook and prospects and would, ultimately, benefit the Company and create value to the Shareholders. All of the Shares repurchased have been cancelled during the Period.

Details of the Shares repurchased during the Period are as follows:

Month of repurchase	No. of Shares	Highest price paid per Share HK\$	Lowest price paid per Share HK\$	Aggregate consideration HK\$'000
March	672,000	0.365	0.365	245
April	3,816,000	0.340	0.330	1,280
May	3,000,000	0.350	0.330	1,004
June	7,396,000	0.340	0.315	2,391
July	1,184,000	0.310	0.310	367
August	5,632,000	0.325	0.305	1,770
September	3,228,000	0.295	0.208	851
<b>Total</b>	<b>24,928,000</b>			<b>7,908</b>

Save as disclosed above, neither the Company nor any of its subsidiaries has purchased, sold or redeemed any of the Company’s securities during the fifteen months ended 31 December 2022.



# REPORT OF THE DIRECTORS

## RESERVES

Details of movements in the reserves of the Group during the Period are set out in the consolidated statement of changes in equity on pages 93 to 94 of this report.

## DISTRIBUTABLE RESERVES

As at 31 December 2022, the Company had distributable reserves of approximately HK\$3,117,443,000 (30 September 2021: HK\$2,497,113,000) calculated in accordance with the Companies Law (Law 3 of 1961, as consolidated and revised) of the Cayman Islands. This includes the Company's share premium account of approximately HK\$6,616,638,000 (30 September 2021: HK\$6,266,272,000) which is distributable to the shareholders of the Company provided that immediately following the date on which the dividend is proposed to be distributed, the Company will be in a position to pay off its debts as and when they fall due in the ordinary course of business. The share premium account may also be distributed in the form of fully paid bonus shares.

## MAJOR CUSTOMERS AND SUPPLIERS

During the Period, sales to the Group's 5 largest customers combined accounted for approximately 36% of the total sales and the sales to the largest customer included therein amounted to approximately 14%.

Purchases from the Group's 5 largest suppliers combined accounted for approximately 77% of the total purchases for the Period and the purchases from the largest supplier included therein amounted to approximately 66%.

None of the Directors or any of their close associate(s) or any shareholders of the Company (which, to the best knowledge of the Directors, own more than 5% of the Company's issued share capital) had any beneficial interest in the Group's 5 largest customers or 5 largest suppliers.

# REPORT OF THE DIRECTORS

## DIRECTORS

The Directors during the Period and up to the date of this report were:

### Executive Directors

Mr. Ho King Fung, Eric (*Chairman*)  
Mr. Joseph Lee (*Vice Chairman*) (Note 1)  
Mr. Qi Zhenggang (Note 2)  
Mr. Sung Kin Man (Note 3)  
Mr. Mirko Konta (Note 4)

### Non-executive Director

Mr. Freeman Hui Shen (*Co-Chairman*) (Note 1)  
Mr. Wilfried Porth (Note 5)

### Independent Non-Executive Directors

Mr. Teoh Chun Ming  
Mr. Peter Edward Jackson  
Mr. Charles Matthew Pecot III  
Ms. Hau Yan Hannah Lee (Note 2)  
Mr. Tam Ping Kuen, Daniel (Note 6)

Notes:

1. appointed with effect from 13 January 2022
2. appointed with effect from 1 April 2022
3. resigned with effect from 14 March 2022
4. resigned with effect from 23 December 2022
5. appointed with effect from 1 May 2022
6. resigned with effect from 31 March 2022

In accordance with article 108 of the Articles, Mr. Ho King Fung, Eric, Mr. Peter Edward Jackson and Mr. Charles Matthew Pecot III shall retire by rotation at the forthcoming annual general meeting of the Company (the "2023 AGM") and they, being eligible, have offered themselves for re-election at the 2023 AGM. In accordance with article 112 of the Articles, Mr. Qi Zhenggang, Mr. Wilfried Porth and Ms. Hau Yan Hannah Lee shall retire from office at the next following annual general meeting and they, being eligible, have offered themselves for re-election at the 2023 AGM. All Directors are subject to retirement by rotation and re-election at annual general meetings of the Company at least once every three years.

None of the Directors proposed for re-election at the 2023 AGM has a service contract with the Company or any of its subsidiaries which is not determinable by the employing company within one year without payment of compensation, other than statutory compensation.

# REPORT OF THE DIRECTORS

## BIOGRAPHICAL DETAILS OF DIRECTORS AND SENIOR MANAGEMENT

Biographical details of the Directors and senior management of the Group are set out on pages 33 to 36 of the annual report.

## CONNECTED TRANSACTIONS AND CONTINUING CONNECTED TRANSACTION

### License Agreement

The Group's indirect non wholly-owned subsidiary, Apollo Automobil Limited ("Apollo Automobil"), entered into a license agreement ("License Agreement") on 12 May 2020 with a term of three years commencing from 12 May 2020 and ending on 11 May 2023 with De Tomaso Automobili Limited ("De Tomaso"). Pursuant to the License Agreement, De Tomaso was granted the rights to use the new vehicular platform designed and developed by Apollo Automobil ("the Platform") in "De Tomaso" branded vehicles worldwide at a minimum aggregate license fee of US\$10,000,000 (equivalent to approximately HK\$78,000,000).

The cooperation is expected to strengthen the Group's business strategy of creating a turnkey platform for "Future Mobility" and it is expected that the Group will be able to leverage on the success and branding of De Tomaso through the license of the Platform and further market its capabilities to other potential customers.

De Tomaso is wholly-owned by Mr. Choi Sung Fung Norman, who is a director of several subsidiaries of the Company (including Apollo Automobil). De Tomaso is therefore a connected person of the Company at the subsidiary level under the Rules Governing the Listing of Securities on the Stock Exchange (the "Listing Rules") and accordingly, the transaction under the License Agreement constitutes a continuing connected transaction of the Company at the subsidiary level.

According to the License Agreement, De Tomaso may only place orders with Apollo Automobil for the license of the Platforms from 1 October 2020 onwards, and the license fee will be payable upon placement of such order. The annual cap for the license fee payable by De Tomaso to Apollo Automobil under the License Agreement for the year ended 30 September 2022 was US\$8,000,000 (equivalent to approximately HK\$62,400,000).

Further details in relation to, among other things, the License Agreement are set out in the announcement of the Company dated 12 May 2020.

The independent non-executive Directors have reviewed the transactions (the "Transactions") under the License Agreement for the Period and have confirmed that the Transactions for the Period have been entered into: (a) in the ordinary and usual course of business of the Group; (b) on normal commercial terms or better; and (c) in accordance with the License Agreement on terms that are fair and reasonable and are in the interests of the shareholders of the Company as a whole.

# REPORT OF THE DIRECTORS

## CONNECTED TRANSACTIONS AND CONTINUING CONNECTED TRANSACTION *(continued)*

### License Agreement *(continued)*

The auditors of the Company have reviewed the Transactions for the Period and confirmed that nothing has come to their attention that causes them to believe that the Transactions for the Period:

- (a) have not been approved by the Board;
- (b) were not, in all material respects, in accordance with the pricing policies of the Group;
- (c) were not entered into, in all material respects, in accordance with the relevant agreement governing the transactions (i.e. the License Agreement); and
- (d) have exceeded the annual cap set by the Company.

### Disposal of Chance Achieve

On 30 December 2022, Ming Fung (as seller) entered into an agreement (the "Disposal Agreement") with Innosophi (as purchaser), pursuant to which Ming Fung had conditionally agreed to sell and Innosophi had conditionally agreed to acquire the entire share capital of Chance Achieve, for a total consideration of HK\$408,000,000. Chance Achieve is principally engaged in money lending in Hong Kong. Innosophi is an investment holding company wholly owned by Mr. Freeman Hui Shen, a non-executive Director and a substantial shareholder of the Company. The Chance Achieve Disposal constitutes (i) a disclosable transaction for the Company under Chapter 14 of the Listing Rules; (ii) a connected transaction of the Company under Chapter 14A of the Listing Rules; and (iii) a special deal under Note 4 to Rule 25 of the Hong Kong Code on Takeovers and Mergers, and is subject to, among other things, the passing of the ordinary resolutions by the independent shareholders of the Company at the extraordinary general meeting to be convened and held.

As disclosed in the announcement of the Company dated 30 December 2022, the Group has reinforced its position in the market as one of the leading mobility technology solutions providers and persisted in developing its proprietary future mobility technologies. The Group continues to pursue opportunities in the smart EVs adoption trend across the globe and strives to becoming one of the leaders in the mobility industry. As such, the Group plans to continue gradually phasing out its legacy businesses including the money lending business as part of its rebranding and restructuring exercise and to avoid risks of uncertainty in the operation and profitability of the Chance Achieve. Accordingly, the Directors (excluding the independent non-executive Directors whose views will be given after taking into account the advice from the independent financial adviser, and Mr. Freeman Hui Shen who did not attend the relevant Board meeting) were of the view that the Chance Achieve Disposal is in the interests of the Group, and the terms of the Disposal Agreement fair and reasonable and in the interests of the shareholders of the Company as a whole.

Further details of the Chance Achieve Disposal are set out in the announcements of the Company dated 30 December 2022, 11 January 2023, 17 January 2023, 20 January 2023, 2 March 2023 and 31 March 2023.



# REPORT OF THE DIRECTORS

## RELATED PARTY TRANSACTIONS

Details of related party transactions of the Group during the Period are set out in note 43 to the consolidated financial statements. Save for those disclosed in the section headed "Connected Transactions and Continuing Connected Transaction" above, each of the related party transactions during the Period constitutes a connected transaction or continuing connected transaction but is fully exempted and not subject to any of the disclosure requirements under Chapter 14A of the Listing Rules.

## DIRECTORS' MATERIAL INTERESTS IN TRANSACTIONS, ARRANGEMENTS AND CONTRACTS

Save for the transactions disclosed in the paragraph headed "Connected Transactions and Continuing Connected Transaction", no transactions, arrangements or contracts of significance, to which the Company, its parent company, its subsidiaries or its fellow subsidiaries, was a party and in which a Director at any time during the Period or an entity connected with a Director at any time during the Period had any material interest, whether directly or indirectly, was entered into or subsisted at the end of the Period or at any time during the Period, nor was there any contract of significance between the Group and a controlling shareholder or any of its subsidiaries, or any contract of significance for the provision of services to the Group by a controlling shareholder or any of its subsidiaries.

## MANAGEMENT CONTRACTS

No contracts concerning the management and administration of the whole or any substantial part of the business of the Company were entered into or in existence during the Period, other than service contracts with the Directors and other persons engaged in the full-time employment of the Company.

## PERMITTED INDEMNITY PROVISION

Pursuant to the Articles, the Directors, secretary and other officers of the Company shall be indemnified and secured harmless out of the assets and profits of the Company from and against all actions, costs, charges, losses, damages and expenses which they may incur or sustain in the execution of their duty. The Company has taken out and maintained directors' and officers' liability insurance throughout the Period and as at the date of this report, which provides appropriate cover for certain legal actions (if any) brought against its Directors and officers.

## REPORT OF THE DIRECTORS

### DIRECTORS' AND CHIEF EXECUTIVE'S INTERESTS IN THE SHARES, UNDERLYING SHARES AND DEBENTURES

As at 31 December 2022, the interests and short positions of the Directors and the chief executive of the Company in the shares, underlying shares and debentures of the Company and its associated corporations (within the meaning of Part XV of the Securities and Futures Ordinance (the "SFO")) as recorded in the register required to be kept by the Company pursuant to section 352 of the SFO or as notified to the Company and the Stock Exchange pursuant to the Model Code for Securities Transactions by Directors of Listed Issuers (the "Model Code") were as follows:

Name of Directors	Capacity and nature of interest	Number of ordinary shares held	Number of share options held (Note 1)	Total interests	Percentage of interest (Note 2)
Mr. Ho King Fung, Eric (Chairman)	Personal	41,852,000	117,500,000	159,352,000	1.66%
Mr. Joseph Lee (Vice Chairman)	Personal	2,400,000	40,000,000	42,400,000	0.44%
Mr. Freeman Hui Shen (Co-Chairman)	Founder of a discretionary trust (Note 3)	2,275,545,343	–	2,275,545,343	23.67%
Mr. Teoh Chun Ming	Personal	–	5,000,000	5,000,000	0.05%
Mr. Peter Edward Jackson	Personal	–	5,000,000	5,000,000	0.05%
Mr. Charles Matthew Pecot III	Personal	–	4,000,000	4,000,000	0.04%

Notes:

- Details of share options held by the Directors are shown in the section "Share Option Scheme" below.
- Based on 9,613,098,562 shares of the Company in issue as at 31 December 2022.
- These shares were held by WM Motor Holdings Limited, of which 70.22% of the voting right is held by Time Hero Limited. Timeless Hero Limited is wholly-owned by Freeman Schenk Limited, which is in turn wholly-owned by Cantrust (Far East) Limited. Cantrust (Far East) Limited is the trustee of New Freeman Schenk Trust, a discretionary trust established by Mr. Freeman Hui Shen as the settlor. Accordingly, Mr. Freeman Hui Shen was deemed to be interested in these shares.
- All the interests disclosed above represent long positions in the shares of the Company.

## REPORT OF THE DIRECTORS

### DIRECTORS' RIGHTS TO ACQUIRE SHARES OR DEBENTURES

Save as disclosed under the section "Share Option Scheme" below, at no time during the Period or at the end of the Period was the Company, or any of its holding companies or subsidiaries, or any of its fellow subsidiaries, a party to any arrangement to enable the Directors or chief executive of the Company or their respective associates (as defined under the Listing Rules) to have any right to subscribe for securities of the Company or any of its associated corporations as defined in the SFO or to acquire benefits by means of acquisition of shares in, or debentures of, the Company or any other body corporate.

### DIRECTORS' INTERESTS IN A COMPETING BUSINESS

During the Period and up to the date of this report, none of the Directors and directors of the Company's subsidiaries or their respective associates had any interests in any businesses, apart from the Group's business, which compete or are likely to compete either directly or indirectly, with the businesses of the Company and its subsidiaries as required to be disclosed pursuant to the Listing Rules.

### SHARE OPTION SCHEME

The existing share option scheme (the "Share Option Scheme") was adopted by the Company on 1 March 2013, the purpose of which is to incentivize and reward eligible participants for their contribution to the Group and to align their interests with that of the Company so as to encourage them to work towards enhancing the value of the Company. Other than the Share Option Scheme, the Company did not have any other scheme in operation as at 31 December 2022.

The Share Option Scheme was valid and effective for a period of 10 years commencing on the adoption date, and expired on 28 February 2023. Upon expiry, no further options shall be granted under the Share Option Scheme but the provisions of the Share Option Scheme will remain in full force and effect to the extent necessary to give effect to the exercise of any options granted prior thereto.

Under the Share Option Scheme, eligible participants under the Share Option Scheme include, among others, employees, Directors, customers, advisors, consultants, suppliers or service providers of the Group.

Details of the Share Option Scheme are as follows:

- (a) The maximum number of ordinary shares issuable upon exercise of the share options (the "Share Options") which may be granted under the Share Option Scheme and any other share option scheme of the Group (if any) to each participant in any 12-month period shall not exceed 1% of the issued share capital of the Company. Any further grant of Share Options in excess of this limit is subject to shareholders' approval in a general meeting.
- (b) The exercise period of the Share Options granted is determinable by the Board, and commences after a certain vesting period and ends on a date which is not later than 10 years from the date of the grant of the Share Options or other expiry date(s) stipulated in the Share Option Scheme, whichever is the earlier.
- (c) The offer of a grant of Share Options may be accepted within 21 days from the date of the offer, upon payment of a nominal consideration of HK\$1.00 by the grantee.
- (d) The exercise price of the Share Options is determinable by the Board but may not be less than the highest of (i) the closing price of the Company's shares as stated in the Stock Exchange's daily quotations sheet on the date of the offer; (ii) the average closing price of the Company's shares as stated in the Stock Exchange's daily quotations sheets for the five trading days immediately preceding the date of the offer; or (iii) the nominal value of the Company's shares.

Further details in relation to Share Options are set out in note 36 to the consolidated financial statements.

# REPORT OF THE DIRECTORS

## SHARE OPTION SCHEME (continued)

Details of the movements of the Share Options during the Period under the Share Option Scheme are as follows:

	Date of Grant	Number of Share Options					Vesting and exercise period	Exercise price per share HK\$	Closing price per share immediately before date of grant HK\$
		As at 1 October 2021	Granted during the Period	Lapsed/Cancelled during the Period	Exercised during the Period	As at 31 December 2022			
<b>Directors and Chief Executive</b>									
Mr. Ho King Fung, Eric	6 April 2017	20,000,000	-	-	-	20,000,000	Note 1	0.85	0.84
	30 May 2019	30,000,000	-	-	-	30,000,000	Note 2	0.475	0.485
	4 January 2021	37,500,000	-	-	-	37,500,000	Note 6	0.78	0.77
	4 January 2022	-	30,000,000	-	-	30,000,000	Note 9	0.445	0.45
Mr. Joseph Lee (Note 8)	13 January 2022	-	40,000,000	-	-	40,000,000	Note 10	0.44	0.42
Mr. Sung Kin Man (Note 11)	30 May 2019	30,000,000	-	(30,000,000)	-	-	Note 2	0.475	0.485
	4 January 2021	37,500,000	-	(37,500,000)	-	-	Note 6	0.78	0.77
	4 January 2022	-	20,000,000	(20,000,000)	-	-	Note 9	0.445	0.45
Mr. Mirko Konta (Note 12)	4 January 2022	-	2,000,000	-	-	2,000,000	Note 9	0.445	0.45
Mr. Tam Ping Kuen, Daniel (Note 13)	19 July 2016	1,488,000	-	(1,488,000)	-	-	Note 3	0.65	0.65
	30 May 2019	1,000,000	-	(1,000,000)	-	-	Note 2	0.475	0.485
	4 January 2021	2,000,000	-	(2,000,000)	-	-	Note 6	0.78	0.77
	4 January 2022	-	2,000,000	(2,000,000)	-	-	Note 9	0.445	0.45
Mr. Teoh Chun Ming	30 May 2019	1,000,000	-	-	-	1,000,000	Note 2	0.475	0.485
	4 January 2021	2,000,000	-	-	-	2,000,000	Note 6	0.78	0.77
	4 January 2022	-	2,000,000	-	-	2,000,000	Note 9	0.445	0.45
Mr. Peter Edward Jackson	30 May 2019	1,000,000	-	-	-	1,000,000	Note 2	0.475	0.485
	4 January 2021	2,000,000	-	-	-	2,000,000	Note 6	0.78	0.77
	4 January 2022	-	2,000,000	-	-	2,000,000	Note 9	0.445	0.45
Mr. Charles Matthew Pecot III	4 January 2021	2,000,000	-	-	-	2,000,000	Note 6	0.78	0.77
	4 January 2022	-	2,000,000	-	-	2,000,000	Note 9	0.445	0.45
<b>Former Director</b>									
Mr. Zhang Jinbing (Note 7)	19 July 2016	1,488,000	-	-	-	1,488,000	Note 3	0.65	0.65
<b>Others</b>									
Substantial shareholders	13 March 2018	50,000,000	-	-	-	50,000,000	Note 4	1.782	1.71
Employees (Note 14)	30 May 2019	10,000,000	-	-	-	10,000,000	Note 2	0.475	0.485
	4 January 2021	72,000,000	-	-	-	72,000,000	Note 6	0.78	0.77
	4 January 2022	-	65,000,000	(5,000,000)	-	65,000,000	Note 9	0.445	0.45
Consultants (Note 15)	4 January 2021	225,000,000	-	(105,000,000)	-	120,000,000	Note 6	0.78	0.77
Total		525,976,000	165,000,000	(203,988,000)	-	486,988,000			

The refreshment of the scheme mandate limit under the Share Option Scheme was approved by the shareholders of the Company at the annual general meeting of the Company held on 26 March 2020. Please refer to the circular of the Company dated 23 January 2020 for further details. The total number of shares available for issue upon the exercise of all Share Options granted under the Share Option Scheme is 486,988,000 representing approximately 5.07% of the Company's total number of issued shares as at the date of this report. The number of shares that may be issued in respect of the Share Options granted under the Share Option Scheme divided by the weighted average number of ordinary shares of the Company in issue for the Period was approximately 5.72%. The number of options available for grant under scheme mandate as at the beginning and the end of the Period was 337,019,856 and 343,519,856 respectively.



# REPORT OF THE DIRECTORS

## SHARE OPTION SCHEME (continued)

Notes:

1. From 6 April 2017 to 5 April 2027.
2. From 30 May 2019 to 29 May 2029.
3. Subject to the rules of the Share Option Scheme, the Share Options are exercisable in the following manner for a period from the date of the acceptance of the Share Options to 10 years from the date of grant:

Percentage of the Share Options that are vested and exercisable	Period for the exercise of the relevant Share Options
20%	From 19 July 2017 to 18 July 2026
Additional 20% (i.e. up to 40% in total)	From 19 July 2018 to 18 July 2026
Additional 20% (i.e. up to 60% in total)	From 19 July 2019 to 18 July 2026
Additional 20% (i.e. up to 80% in total)	From 19 July 2020 to 18 July 2026
Additional 20% (i.e. up to 100% in total)	From 19 July 2021 to 18 July 2026

4. From 13 March 2018 to 12 March 2028.
5. From 3 April 2018 to 2 April 2028.
6. From 4 January 2021 to 3 January 2031.
7. Mr. Zhang Jinbing retired as a Director with effect from 19 March 2021.
8. Mr. Joseph Lee was appointed as a Director with effect from 13 January 2021.
9. From 4 January 2022 to 3 January 2032.
10. From 13 January 2022 to 12 January 2032.
11. Mr. Sung Kin Man resigned as a Director and the chief executive officer of the Company with effect from 14 March 2022.
12. Mr. Mirko Konta resigned as a Director with effect from 23 December 2022.
13. Mr. Tam Ping Kuen, Daniel resigned as a Director with effect from 31 March 2022.
14. "Employees" mean employees working under employment contracts that are regarded as "continuous contracts" for the purposes of the Employment Ordinance (Chapter 57 of the laws of Hong Kong).
15. They are consultants providing professional advice and assistance to the business development of the Group and assisting in sourcing funding for the Company from potential investors in the Middle East, Europe and the PRC. Please refer to the announcement of the Company dated 11 October 2022 for details.

## EQUITY-LINKED AGREEMENTS

Save as disclosed in the sections headed "Share Option Scheme" and "Issue of Listed Securities of the Company and Use of Proceeds" above, during the Period, the Company did not enter into any equity-linked agreements which would or might result in the issue of shares by the Company, or require the Company to enter into any agreements which would or might result in the issue of shares by the Company.

## REPORT OF THE DIRECTORS

### SUBSTANTIAL SHAREHOLDERS

As at 31 December 2022, the following persons (other than the Directors or the chief executive of the Company) had interests or short positions in the shares or underlying shares of the Company as recorded in the register required to be kept by the Company under section 336 of the SFO:

Name of shareholders	Capacity and nature of interest	Number of shares held	Percentage of shares in issue (Note 1)
WM Motor Holdings Limited	Beneficial owner	2,275,545,343 (Note 2)	23.67%
Time Hero Limited	Interest in a controlled corporation	2,275,545,343 (Note 2)	23.67%
Freeman Schenk Limited	Interest in a controlled corporation	2,275,545,343 (Note 2)	23.67%
Cantrust (Far East) Limited	Trustee and interest in controlled corporation	2,275,545,343 (Note 2)	23.67%
Mr. Ho King Man, Justin	Beneficial owner and interest in a controlled corporation	956,332,474 (Note 3)	9.95%
Ruby Charm Investment Limited	Beneficial owner	884,220,474 (Note 4)	9.20%
Sino-Alliance International, Ltd.	Beneficial owner	431,876,000 (Note 5)	5.41%
Shanghai Alliance Investment Ltd.	Interest in a controlled corporation	431,876,000 (Note 5)	5.41%

Notes:

- Based on 9,613,098,562 shares of the Company in issue as at 31 December 2022.
- These shares were held by WM Motor Holdings Limited, of which 70.22% of the voting right is held by Time Hero Limited. Timeless Hero Limited is wholly-owned by Freeman Schenk Limited, which is in turn wholly-owned by Cantrust (Far East) Limited. Cantrust (Far East) Limited is the trustee of New Freeman Schenk Trust, a discretionary trust established by Mr. Freeman Hui Shen as the settlor.
- Among 956,332,474 shares, (i) 884,220,474 shares are owned by Ruby Charm Investment Limited (see also note 3 below); (ii) 22,112,000 shares are owned by Jumbo Eagle Investments Limited, a private company directly wholly owned by Mr. Ho King Man, Justin; and (iii) 50,000,000 shares represent the Share Options granted to Mr. Ho King Man, Justin on 13 March 2018 pursuant to the terms of the Share Option Scheme, which entitle him to subscribe for shares of the Company. Details of share options held by Mr. Ho King Man, Justin as a substantial shareholder of the Company are shown in the section "Share Option Scheme" above.
- Ruby Charm Investment Limited is a private company directly wholly owned by Mr. Ho King Man, Justin.
- Sino-Alliance International, Ltd is a private company directly wholly owned by Shanghai Alliance Investment Ltd.
- All the interests stated above represent long positions in the shares of the Company.

# REPORT OF THE DIRECTORS

## INTEREST-BEARING BANK AND OTHER BORROWINGS

Particulars of interest-bearing bank and other borrowings of the Group as at 31 December 2022 are set out in note 32 to the consolidated financial statements.

## PUBLIC FLOAT

Based on information that is publicly available to the Company and within the knowledge of the Directors, as at the latest practicable date prior to the issue of this report, the Company has maintained sufficient public float as prescribed under the Listing Rules.

## CORPORATE GOVERNANCE

During the Period, the Company has complied with the code provisions set out in the Corporate Governance Code (the "Code") as stated in Appendix 14 of the Listing Rules. Further information on the Company's corporate governance practices is set out in the Corporate Governance Report contained in the annual report.

## MODEL CODE FOR SECURITIES TRANSACTIONS BY DIRECTORS

The Company has adopted the Model Code as set out in Appendix 10 of the Listing Rules regarding securities transactions by the Directors. Following specific enquiry by the Company, all Directors confirmed that they have fully complied with the Model Code during the Period.

## INDEPENDENT NON-EXECUTIVE DIRECTORS

The Company currently has four independent non-executive Directors, which number meets the minimum requirement of the Listing Rules that the number of independent non-executive directors must represent at least one-third of the Board.

The Company has received a written confirmation of independence from each of the independent non-executive Directors, and considers them to be independent.

## ENVIRONMENTAL POLICY

The Group is committed to supporting environmental sustainability and maintaining sustainable working practices and pays close attention to ensure all resources are efficiently utilized. The Group strives to become an environmental-friendly corporation by saving electricity and encouraging the recycling of office supplies and other materials. Details of the Group's environmental policy and performance are set out in the Environmental, Social and Governance Report contained in this annual report.

## COMPLIANCE WITH RELEVANT LAWS AND REGULATIONS

During the Period, as far as the Company is aware, there was no material breach of or non-compliance with applicable laws and regulations by the Group that has a significant impact on the Group.

## AUDIT COMMITTEE

The Company has established the Audit Committee with written terms of reference in compliance with the Code.

The primary responsibilities of the Audit Committee are to assist the Board in providing an independent view of the effectiveness of the Company's financial controls, internal control and risk management systems, to review and monitor the effectiveness of the audit process and to perform other duties and responsibilities as assigned by the Board. The Audit Committee has reviewed and discussed the annual results and the consolidated financial statements of the Company for the Period.

## REPORT OF THE DIRECTORS

### AUDITORS

The consolidated financial statements of the Company for each of the two years ended 30 September 2020 and 2021 and the Period have been audited by Ernst & Young ("EY"), who will retire and, being eligible, offer themselves for re-appointment as the auditors of the Company at the forthcoming annual general meeting of the Company.

On behalf of the Board

**APOLLO FUTURE MOBILITY GROUP LIMITED**

**Ho King Fung, Eric**

*Chairman*

Hong Kong

31 March 2023



# DIRECTORS AND SENIOR MANAGEMENT

## DIRECTORS

### Executive Directors

**Mr. Ho King Fung, Eric**, aged 46, joined the Company as an executive Director and the Co-Chairman of the Board on 1 November 2016. He was re-designated as the Chairman of the Board and was appointed as the chairman of the nomination committee (the "Nomination Committee") and the investment committee (the "Investment Committee") of the Board with effect from 24 November 2017. He ceased to act as the chairman of the Nomination Committee with effect from 13 January 2022 and remains as a member of the Nomination Committee.

He has extensive experience in investment banking origination, capital markets and legal practice. He was an analyst at JP Morgan in 2000. He is a solicitor of the Hong Kong Special Administrative Region. He worked at Linklaters between 2003 and 2006 and his last position with Linklaters was associate solicitor. Between 2007 and 2010, he worked at Deutsche Bank AG, Hong Kong Branch and his last position held was vice president and the head of Hong Kong and Macau Origination. He is a committee member of the Chinese People's Political Consultative Conference of Beijing, a role which he has held since 2008. He is also the president of the Macau Money Exchangers' Association. He was awarded the Chinese Economics Elite Award in 2009.

He has served as an independent non-executive director of Nature Home Holding Company Limited, a company previously listed on the Stock Exchange (former stock code: 2083), from May 2011 to October 2021. He was appointed as a non-executive director of EPI (Holdings) Limited, a company listed on the Stock Exchange (stock code: 689), in April 2013 and was re-designated as a non-executive chairman in July 2013, and he resigned from the position in October 2016. He also served as a non-executive director of AGTech Holdings Limited, a company listed on the Stock Exchange (stock code: 8279), from May 2013 to August 2016. He is currently the chairman of P&W Money Changer Limited and Jing Yang Company Limited.

He graduated with a Bachelor of Commerce degree (majoring in Finance) and a Bachelor of Laws degree from the University of New South Wales in Australia.

**Mr. Joseph Lee**, aged 45, joined the Company as an executive Director, Vice Chairman of the Board, a member of the Investment Committee and a member of the corporate governance committee of the Board (the "Corporate Governance Committee") on 13 January 2022. He was further appointed as the chairman of the Corporate Governance Committee with effect from 1 April 2022.

Mr. Lee has over 15 years of experience in private equity, capital markets and investment banking. His major experience include serving as a partner at a renowned private equity firm in China, and as a seasoned investment banking professional at multiple prestigious international investment banks.

Mr. Lee obtained a master's degree in business administration majoring in finance and economics from Columbia University in the United States in May 2006, and a bachelor's degree in management from Binghamton University in the United States in May 2000.

## DIRECTORS AND SENIOR MANAGEMENT

**Mr. Qi Zhenggang**, aged 49, was appointed as an executive Director, a member of the Investment Committee and a member of the Corporate Governance Committee with effect from 1 April 2022. He joined the Company as the general manager on 14 February 2022.

Mr. Qi has over 20 years of experience in the automotive and technology industry. Prior to joining the Group, he was the project management office director of WM Motor Holdings Limited (“WM Motor”), one of the leaders in China’s mainstream smart electric vehicle market, and held senior positions in major automotive corporations in China.

Mr. Qi graduated with a bachelor’s degree in power machinery with minor in technology economics from Shanghai Jiao Tong University and obtained a master’s degree in internal combustion engine from Shanghai Jiao Tong University.

### Non-executive Directors

**Mr. Freeman Hui Shen**, aged 53, joined the Company as a non-executive Director, Co-Chairman of the Board, the chairman of the Nomination Committee and a member of the Investment Committee on 13 January 2022. He was further appointed as a member of the audit committee of the Board (the “Audit Committee”) and a member of the Remuneration Committee with effect from 1 April 2022.

Mr. Shen is the founder, chairman and the chief executive officer of WM Motor, one of the leaders in China’s mainstream smart electric vehicle market. He has extensive experience in the automotive and technology industry. Prior to forming WM Motor, Mr. Shen was a board member and group vice president of one of the largest car groups in China, where he took the lead in the acquisition of a renowned Swedish luxury car company in 2010.

Mr. Shen graduated with a bachelor’s degree in engineering mechanics from South China University of Technology and obtained a master’s degree in structural engineering from the University of California, Los Angeles and a master’s degree in Business Administration from Carlson School of Management of the University of Minnesota.

**Mr. Wilfried Porth**, aged 64, joined the Company as a non-executive Director with effect from 1 May 2022.

Mr. Porth has over 36 years of experience in automotive industry. Prior to joining the Company, he had been a member of the Board of Management of Daimler AG (“Mercedes-Benz”) for 13 years. He had extensive international management experience in Europe, Asia, the Americas and Africa, with wide-ranging functional experience in production, research and development, sales and human resources. During his celebrated career at Mercedes-Benz, Mr. Porth held numerous senior executive positions, which include serving as Head of Mercedes-Benz Vans, Executive Vice President of Mercedes-Benz Transporter, and Chief Executive Officer of Mitsubishi Fuso Truck & Bus Corporation. In addition to serving on the Board of Management at Daimler AG from 2009 to 2021, Mr. Porth has also been a member of the boards of several corporations, syndicates and tariff commissions and various organisations and foundations.

Mr. Porth obtained a Diplom-Ingenieur degree in Studies of Mechanical Engineering from the University of Stuttgart in 1985.

## DIRECTORS AND SENIOR MANAGEMENT

### Independent Non-Executive Directors

**Mr. Teoh Chun Ming**, aged 52, was appointed as an independent non-executive Director with effect from 24 November 2017. He also serves as the chairman of the Audit Committee and a member of the Remuneration Committee, Nomination Committee, Investment Committee and Corporate Governance Committee with effect from 24 November 2017 and the chairman of the Remuneration Committee with effect from 17 December 2018.

He has over 30 years of accounting and finance experience. He obtained a Master of Professional Accounting degree from the Hong Kong Polytechnic University in 2005. He has been a fellow member of the Association of Chartered Certified Accountants since 2005, a fellow member of the Hong Kong Institute of Certified Public Accountants since 2010 and a fellow member of the Institute of Chartered Accountants in England and Wales since 2015.

He served as a non-executive director of Nature Home Holding Company Limited, a company previously listed on the Stock Exchange (former stock code: 2083), from July 2012 to October 2021. He previously served as an independent non-executive director of EPI (Holdings) Limited, a company listed on the Stock Exchange (stock code: 689), from January 2014 to October 2016. He has also served as the chief financial officer and company secretary of Joyer Auto HK Company Limited since July 2012.

**Mr. Peter Edward Jackson**, aged 74, was appointed as an independent non-executive Directors with effect from 23 April 2018 and was appointed as a member of the Audit committee, Remuneration committee, Nomination committee and Corporate Governance Committee with effect from 17 December 2018.

He has over 40 years' international experience in the satellite and telecommunications industry. He was a non-executive director of Asia Satellite Telecommunications Holdings Limited ("AsiaSat"), a company previously listed on the Stock Exchange (former stock code: 1135), from January 2012 to August 2018 and a non-executive director of SpeedCast International Limited, a company previously listed on the Australian Stock Exchange, from August 2014 to March 2021. He was also a consultant to CITIC Group Corporation and worked with several private equity and venture capital firms in board or advisory positions from January 2012 to July 2018.

Previously, he was an executive director of AsiaSat from May 1996 to July 2011. He was also the chief executive officer and the executive chairman of AsiaSat from May 1996 to July 2010 and from August 2010 to July 2011 respectively. Prior to joining AsiaSat in July 1993 as its chief executive officer before its listing on the Stock Exchange, he held engineering, marketing and management positions at Cable & Wireless plc ("Cable & Wireless") and the last position he held at Cable & Wireless was Regional Director, Asia Pacific. During his time at Cable & Wireless, he worked on ventures in the Caribbean, the Middle East, Macau and the People's Republic of China. He had also worked with British Telecom.

**Mr. Charles Matthew Pecot III**, aged 61, was appointed as an independent non-executive Director and as a member of the Audit committee, Remuneration committee, Nomination committee and Corporate Governance Committee with effect from 1 June 2019.

Mr. Pecot had been working in the finance industry and international capital markets worldwide since 1994 and has extensive management experience. He was the Head of Markets at Barclays Capital Asia Limited ("Barclays") for the period from July 2019 to June 2022, managing the trading operations of Barclays in Asia Pacific, including all Equities, Credit and Macro (including Rates and Foreign Exchange). Prior to that, he was the Head of Equities at Barclays, responsible for leading the equities franchise in Asia Pacific only. Previously, he was the Head of Prime Services and Head of Equities Distribution in Asia Pacific at Credit Suisse (Hong Kong) Limited for the period from July 2009 to June 2017. Mr. Pecot was also the Head of Prime Services and Prime Brokerage Services in Asia Pacific at UBS Securities Asia Limited for the period from April 2004 to February 2007. Currently, Mr. Pecot serves as the chairman of Blackpanda Pte. Ltd., a cybersecurity consultancy company focused on Asia.

## DIRECTORS AND SENIOR MANAGEMENT

He graduated with a bachelor's degree in mechanical engineering and obtained a master's degree major in science in operations research and minor in applied statistics at the Air Force Institute of Technology, Ohio, the United States of America.

**Ms. Hau Yan Hannah Lee**, aged 49, joined the Company as an independent non-executive Director, a member of the Audit Committee and a member of the Remuneration Committee with effect from 1 April 2022.

Ms. Lee has more than 25 years of experience in auditing, accounting, mergers and acquisitions and initial public offerings. She currently works as a consultant for start-up companies in Hong Kong. Previously, she served as the chief financial officer at various multibillion dollar companies in Hong Kong and China, including Ganji.com, Global Education & Technology Group and The9 Limited. Between 2016 and 2017, she also served as an independent non-executive director of AL Group Limited (stock code: 8360), a company listed on the Stock Exchange.

Ms. Lee received her bachelor's degree with honors in Accounting from the University of British Columbia. Ms. Lee is also a Certified Public Accountant in the United States of America and a Chartered Professional Accountant in Canada.

### Company Secretary

**Mr. Moy Yee Wo, Matthew**, aged 44, is the chief financial officer and company secretary of the Company. Mr. Moy joined the Company in 2019 and is responsible for our Group's strategic planning, corporate finance activities, oversight of financial reporting procedures, company secretary matters, internal controls and compliance with the requirements under Listing Rules. Before joining the Company, Mr. Moy served as the chief financial officer, the company secretary and an authorised representative of China Silver Group Limited, a company listed on the Stock Exchange (stock code: 815), from August 2012 to January 2019. Mr. Moy has been an independent non-executive director of Chi Ho Development Holdings Limited (stock code: 8423), Reach New Holdings Limited (stock code: 8471) and Janco Holdings Limited (stock code: 8035), all being companies listed on the Stock Exchange, since 22 February 2017, 24 June 2017 and 28 October 2022 respectively. Mr. Moy has over 15 years of experience in the financial industry and is a member of the Hong Kong Institute of Certified Public Accountants. Mr. Moy graduated with a bachelor's degree in business administration in accounting and obtained a master's degree in business administration at the Hong Kong University of Science and Technology.



# CORPORATE GOVERNANCE REPORT

## CORPORATE GOVERNANCE PRACTICES

The Board and the management of the Company are committed to establishing good corporate governance practices and procedures. The maintenance of high standard of business ethics and corporate governance practices has always been one of the Group's goals. In formulating and implementing its corporate governance practices, the Company has applied the principles in the Corporate Governance Code in Appendix 14 to the Listing Rules (the "Code"). The Company believes that good corporate governance provides a framework that is essential for effective management, successful business growth and a healthy corporate culture, thereby leading to the enhancement of shareholders' value.

The Board has adopted the Code as set out in Appendix 14 to the Listing Rules. Continuous efforts are made to review and enhance the Group's internal controls and procedures in light of changes in regulations and developments in best practices. To us, maintaining high standards of corporate governance practices is not just complying with the provisions but also the intent of the regulations to enhance corporate performance and accountability.

During the Period, the Company has complied with the code provisions of the Code.

## DIRECTORS' SECURITIES TRANSACTIONS

The Company has adopted the Model Code as its own code of conduct regarding securities transactions by Directors. Having made specific enquiry with all Directors, the Directors confirmed that they had complied with the required standard set out in the Model Code throughout the Period.

## BOARD OF DIRECTORS

During the Period and up to the date of this report, the Board comprises:

Executive Directors	:	Mr. Ho King Fung, Eric ( <i>Chairman</i> ) Mr. Joseph Lee ( <i>Vice Chairman</i> ) ( <i>Appointed with effect from 13 January 2022</i> ) Mr. Qi Zhenggang ( <i>Appointed with effect from 1 April 2022</i> ) Mr. Sung Kin Man ( <i>Resigned with effect from 14 March 2022</i> ) Mr. Mirko Konta ( <i>Resigned with effect from 23 December 2022</i> )
Non-executive Director	:	Mr. Freeman Hui Shen ( <i>Co-Chairman</i> ) ( <i>Appointed with effect from 13 January 2022</i> ) Mr. Wilfried Porth ( <i>Appointed with effect from 1 May 2022</i> )
Independent Non-Executive Directors	:	Mr. Teoh Chun Ming Mr. Peter Edward Jackson Mr. Charles Matthew Pecot III Ms. Hau Yan Hannah Lee ( <i>Appointed with effect from 1 April 2022</i> ) Mr. Tam Ping Kuen, Daniel ( <i>Resigned with effect from 31 March 2022</i> )

There is no relationship (including financial, business, family or other material/relevant relationship(s)) among the members of the Board.

Each of the current independent non-executive Directors has given an annual confirmation of his/her independence pursuant to Rule 3.13 of the Listing Rules to the Company, and the Company considers them to be independent under Rule 3.13 of the Listing Rules.

# CORPORATE GOVERNANCE REPORT

## BOARD OF DIRECTORS *(continued)*

During the Period, a total of 8 Board meetings and one (1) annual general meeting (the "2022 AGM") and one (1) extraordinary general meeting (the "EGM") were held and the attendance of each of the Directors is set out as follows:

Name of Directors	Number of meetings held and attended during the Period		
	Board meetings	2022 AGM	EGM
Mr. Ho King Fung, Eric	8/8	1/1	1/1
Mr. Joseph Lee (Appointed with effect from 13 January 2022)	6/6	1/1	1/1
Mr. Qi Zhenggang (Appointed with effect from 1 April 2022)	5/5	N/A	1/1
Mr. Sung Kin Man (Resigned with effect from 14 March 2022)	2/2	1/1	N/A
Mr. Mirko Konta (Resigned with effect from 23 December 2022)	6/6	0/1	1/1
Mr. Freeman Hui Shen (Appointed with effect from 13 January 2022)	3/6	0/1	1/1
Mr. Wilfried Porth (Appointed with effect from 1 May 2022)	5/5	N/A	1/1
Mr. Teoh Chun Ming	8/8	1/1	1/1
Mr. Peter Edward Jackson	8/8	1/1	1/1
Mr. Charles Matthew Pecot III	8/8	1/1	1/1
Ms. Hau Yan Hannah Lee (Appointed with effect from 1 April 2022)	5/5	N/A	1/1
Mr. Tam Ping Kuen, Daniel (Resigned with effect from 31 March 2022)	2/3	1/1	N/A

Mr. Ho King Fung, Eric, the chairman of the Board, and the chairman and/or a designated member of each of the board committees of the Board attended the 2022 AGM and the EGM, either in person by electronic means, to answer questions and collect views of the shareholders of the Company.

## RESPONSIBILITIES OF THE BOARD

The Board is responsible for leadership and control of the Group and be collectively responsible for promoting the success of the Group by directing and supervising the Group's affairs. The Board focuses on formulating the Group's overall strategies, authorising the development plan and budget; monitoring financial and operating performance; reviewing the effectiveness of the internal control system; supervising and managing management's performance of the Group; and setting the Group's values and standards. The Board delegates the day-to-day management, administration and operation of the Group to management. The delegated functions are reviewed by the Board periodically to ensure that they accommodate the needs of the Group.

# CORPORATE GOVERNANCE REPORT

## DIRECTORS' INDUCTION AND PROFESSIONAL DEVELOPMENT

On appointment to the Board, each Director receives a comprehensive induction package covering business operations, policy and procedures of the Company as well as the general, statutory and regulatory obligations of being a Director to ensure that he/she is sufficiently aware of his/her responsibilities under the Listing Rules and other relevant regulatory requirements.

The Directors are regularly updated and apprised of the amendments to or updates on the relevant laws, rules, regulations and guidelines, particularly the effects of such new or amended laws, rules, regulations and guidelines on directors specifically, and the Company and the Group generally.

On an ongoing basis, Directors are encouraged to keep up-to-date on all matters relevant to the Group and to attend briefings, seminars and relevant training courses as appropriate. The Directors are requested to provide the Company with their respective training record pursuant to the requirement of the Code on continuous professional development.

During the Period, all of Mr. Ho King Fung, Eric, Mr. Sung Kin Man, Mr. Joseph Lee, Mr. Qi Zhenggang, Mr. Freeman Hui Shen, Mr. Wilfried Porth, Mr. Teoh Chun Ming, Mr. Tam Ping Kuen, Daniel, Mr. Peter Edward Jackson, Mr. Charles Matthew Pecot III and Ms. Hau Yan Hannah Lee (during their respective term of office as Directors) have participated in appropriate continuous professional development activities by way of attending training sessions, conferences and seminars and reading materials relevant to the Company's business, directors' duties and responsibilities, corporate governance and recent amendments to the Listing Rules.

## CORPORATE GOVERNANCE FUNCTIONS

The corporate governance committee has been established since 24 November 2017 and is responsible for performing the corporate governance functions such as developing and reviewing the Company's policies, practices on corporate governance, training and continuous professional development of directors and senior management, the Company's policies and practices on compliance with legal and regulatory requirements and reviewing Company's compliance with the Code.

The Board held meetings from time to time whenever necessary. At least 14 days' notice of regular Board meetings is given to all Directors and they can include matters for discussion in the agenda as they think fit. The agenda accompanying Board papers are sent to all Directors at least 3 days before the date of a Board meeting in order to allow sufficient time for the Directors to review the documents.

Minutes of each Board meeting are circulated to all Directors for their perusal and comments prior to confirmation of the minutes. The Board also ensures that it is supplied in a timely manner with all necessary information in a form and of a quality appropriate to enable it to discharge its duties.

Every Board member has full access to the advice and services of the company secretary with a view to ensuring that Board procedures, and all applicable rules and regulations are followed and they are also entitled to have full access to Board papers and related materials so that they are able to make an informed decision and to discharge their duties and responsibilities.

# CORPORATE GOVERNANCE REPORT

## CHAIRMAN AND CHIEF EXECUTIVE OFFICER

During the Period, Mr. Ho King Fung, Eric is the Chairman and Mr. Sung Kin Man was the chief executive officer of the Company until his resignation as an executive Director and chief executive officer of the Company with effect from 14 March 2022. Following the resignation of Mr. Sung Kin Man, the Company has not appointed the chief executive officer of the Company.

The Chairman is primarily responsible for providing the overall leadership in the Board's affairs and in the strategic development of the business of the Group, along with the responsibilities of the Chairman under the Articles and the Listing Rules while the Chief Executive Officer was and shall be responsible for the overall management, business strategy and development, as well as merger and acquisition activities of the Group.

## APPOINTMENT AND RE-ELECTION OF DIRECTORS

All non-executive Directors (including independent non-executive Directors) are appointed for a specific term.

Mr. Freeman Hui Shen, as a non-executive Director has entered into a formal letter of appointment with the Company commencing from 13 January 2022 for an initial term of 36 months.

Mr. Wilfried Porth, as a non-executive Director has entered into a formal letter of appointment with the Company commencing from 1 May 2022 for an initial term of 36 months.

Mr. Teoh Chun Ming, as an independent non-executive Director has entered into a formal letter of appointment with the Company. His current term of service commenced from 24 November 2021 for a period of 36 months and is renewable automatically for a successive term of 12 months.

Mr. Peter Edward Jackson, as an independent non-executive Director has entered into a formal letter of appointment with the Company. His current term of service commenced from 23 April 2022 for a period of 36 months and is renewable automatically for a successive term of 12 months.

Mr. Charles Matthew Pecot III, as an independent non-executive Director has entered into a formal letter of appointment. His current term of service commenced from 1 June 2019 for a period of 36 months and is renewable automatically for a successive term of 12 months.

Ms. Hau Yan Hannah Lee, as an independent non-executive Director has entered into a formal letter of appointment with the Company commencing from 1 April 2022 for an initial term of 36 months.

The Articles provide that subject to the manner of retirement by rotation of Directors as from time to time prescribed by the Listing Rules, at each annual general meeting, one-third of the Directors for the time being shall retire from office by rotation and that every Director shall be subject to retirement by rotation at least once every three years.



# CORPORATE GOVERNANCE REPORT

## AUDIT COMMITTEE

During the Period and as at the date of this report, the Audit Committee comprised the following members:

Mr. Teoh Chun Ming (*Chairman*)  
 Mr. Freeman Hui Shen (*appointed as a member with effect from 1 April 2022*)  
 Mr. Peter Edward Jackson  
 Mr. Charles Matthew Pecot III  
 Ms. Hau Yan Hannah Lee (*appointed as a member with effect from 1 April 2022*)  
 Mr. Tam Ping Kuen, Daniel (*ceased to be a member with effect from 31 March 2022*)

As at the date of this report, the chairman of the Audit Committee is Mr. Teoh Chun Ming. A majority of the members of the Audit Committee, namely Mr. Teoh Chun Ming, Mr. Peter Edward Jackson, Mr. Charles Matthew Pecot III and Ms. Hau Yan Hannah Lee are independent non-executive Directors. Mr. Freeman Hui Shen is a non-executive Director of the Company. Mr. Teoh Chun Ming, who is a certified public accountant of the Hong Kong Institute of Certified Public Accountants, has the appropriate professional qualification to lead and chair the Audit Committee. The terms of reference of the Audit Committee are available on the websites of the Company and the Stock Exchange.

The primary responsibilities of the Audit Committee are to assist the Board in providing an independent view of the effectiveness of the Company's financial controls, internal control and risk management systems, to review and monitor the effectiveness of the audit process and to perform other duties and responsibilities as assigned by the Board.

According to the terms of reference of the Audit Committee, meeting of the Audit Committee shall be held at least twice a year. Three (3) meetings of the Audit Committee were held during the Period. The attendance of each member of the Audit Committee is set out as follows:

<b>Name of members of Audit Committee</b>	<b>Number of meetings held and attended during the Period</b>
Mr. Teoh Chun Ming ( <i>Chairman</i> )	3/3
Mr. Freeman Hui Shen ( <i>appointed as a member with effect from 1 April 2022</i> )	1/2
Mr. Peter Edward Jackson	3/3
Mr. Charles Matthew Pecot III	3/3
Ms. Hau Yan Hannah Lee ( <i>appointed as a member with effect from 1 April 2022</i> )	2/2
Mr. Tam Ping Kuen, Daniel ( <i>ceased to be a member with effect from 31 March 2022</i> )	1/1

The works performed by the Audit Committee during the Period includes the following:

- reviewed the annual report and the annual results announcement of the Company for the year ended 30 September 2021;
- reviewed the interim report and the interim results announcement of the Company for the six months ended 31 March 2022;
- reviewed the interim report and the interim results announcement of the Company for the twelve months ended 30 September 2022;
- reviewed the adequacy of resources, staff qualifications and experience, training programmes and budget of the Group's accounting and financial reporting function and the Company's performance and reporting in the aspect of environmental, social and governance;
- reviewed the risk management and internal control systems of the Group;
- reviewed the effectiveness of the Company's internal audit function; and
- met and discussed with the auditors of the Company in respect of the annual results of the Company for the year ended 30 September 2021 and interim results of the Company for the six months ended 31 March 2022 and twelve months ended 30 September 2022.

# CORPORATE GOVERNANCE REPORT

## REMUNERATION COMMITTEE

During the Period and as at the date of this report, the Remuneration Committee comprised the following members:

Mr. Teoh Chun Ming (*Chairman*)  
 Mr. Freeman Hui Shen (*appointed as a member with effect from 1 April 2022*)  
 Mr. Peter Edward Jackson  
 Mr. Charles Matthew Pecot III  
 Ms. Hau Yan Hannah Lee (*appointed as a member with effect from 1 April 2022*)  
 Mr. Tam Ping Kuen, Daniel (*ceased to be a member with effect from 31 March 2022*)

As at the date of this report, the chairman of the Remuneration Committee is Mr. Teoh Chun Ming. A majority of the members of the Remuneration Committee, namely Mr. Teoh Chun Ming, Mr. Peter Edward Jackson, Mr. Charles Matthew Pecot III and Ms. Hau Yan Hannah Lee are independent non-executive Directors. Mr. Freeman Hui Shen is the non-executive Director of the Company. The terms of reference of the Remuneration Committee are available on the websites of the Company and the Stock Exchange.

The Remuneration Committee has adopted the model described in code provision B.1.2(c)(ii) of the Code in its terms of reference. It makes recommendations to the Board on the remuneration packages for individual executive Directors and senior management, with the Board retaining the final authority to approve such remuneration packages. The other principal responsibilities of the Remuneration Committee include (i) making recommendations to the Board on the Company's policy and structure for all Directors' and senior management remuneration and on the establishment of a formal and transparent procedure for developing remuneration policy; (ii) making recommendations to the Board on the remuneration of the non-executive Directors; and (iii) reviewing and recommending the management's remuneration proposals with reference to the Board's corporate goals and objectives.

According to the terms of reference of the Remuneration Committee, meeting of the Remuneration Committee shall be held at least once a year. Three (3) meetings of the Remuneration Committee were held during the Period. The attendance of each member of the Remuneration Committee is set out as follows:

Name of members of Remuneration Committee	Number of meetings held and attended during the Period
Mr. Teoh Chun Ming ( <i>Chairman</i> )	3/3
Mr. Freeman Hui Shen ( <i>appointed as a member with effect from 1 April 2022</i> )	N/A
Mr. Peter Edward Jackson	3/3
Mr. Charles Matthew Pecot III	3/3
Ms. Hau Yan Hannah Lee ( <i>appointed as a member with effect from 1 April 2022</i> )	N/A
Mr. Tam Ping Kuen, Daniel ( <i>ceased to be a member with effect from 31 March 2022</i> )	2/2

The work performed by the Remuneration Committee during the Period includes the following:

- reviewed and determined the policy for the remuneration of Directors and senior management;
- assessed performance of Directors and senior management; and
- reviewed and recommended the remuneration package of the Directors and senior management to the Board (including those newly appointed during the Period).

For the Period, the remuneration payable (including equity-settled share option expense) to two senior management (excluding Directors) each fell within the band of HK\$8,000,000 to HK\$9,500,000.

Further details of the remuneration of the Directors and the five highest paid individuals are set out in notes 10 and 11 to the financial statements.

# CORPORATE GOVERNANCE REPORT

## NOMINATION COMMITTEE

During the Period and as at the date of this report, the Nomination Committee comprised the following members:

Mr. Freeman Hui Shen (*Chairman*) (*appointed as the chairman with effect from 13 January 2022*)  
 Mr. Ho King Fung, Eric (*ceased to be the chairman with effect from 13 January 2022 but remains as a member*)  
 Mr. Teoh Chun Ming  
 Mr. Peter Edward Jackson  
 Mr. Charles Matthew Pecot III  
 Mr. Tam Ping Kuen, Daniel (*ceased to be a member with effect from 31 March 2022*)

As at the date of this report, the chairman of the Nomination Committee is Mr. Freeman Hui Shen. A majority of the members of the Nomination Committee, namely Mr. Teoh Chun Ming, Mr. Peter Edward Jackson and Mr. Charles Matthew Pecot III are independent non-executive Directors. Mr. Ho King Fung, Eric is the Chairman of the Board and an executive Director and Mr. Freeman Hui Shen is the Co-Chairman of the Board and a non-executive Director. The terms of reference of the Nomination Committee are available on the websites of the Company and the Stock Exchange.

The roles and functions of the Nomination Committee include reviewing the structure, size and composition of the Board at least annually, making recommendations on any proposed changes to the Board to complement the Company's corporate strategy, identifying individuals suitably qualified to become members of the Board and selecting individuals nominated for directorship (if necessary), assessing the independence of the independent non-executive Directors and making recommendations to the Board on the appointment or re-election of Directors and succession planning for Directors, in particular the chairman and the chief executive officer of the Company. For the appointment and nomination of new Directors during the Period, the Nomination Committee considered the candidates on merit against objective criteria and with due regards to the benefits of diversity on the Board and take into account the qualification, ability, working experience, leadership and professional ethics of the candidates, especially their experience in the relevant industry and/or other professional areas.

According to the terms of reference of the Nomination Committee, meeting of the Nomination Committee shall be held at least once a year. Three (3) meetings of the Nomination Committee were held during the Period. The attendance of each member of the Nomination Committee is set out as follows:

Name of members of Nomination Committee	Number of meetings held and attended during the Period
Mr. Freeman Hui Shen ( <i>Chairman</i> ) ( <i>appointed as the chairman with effect from 13 January 2022</i> )	1/1
Mr. Ho King Fung, Eric ( <i>ceased to be the chairman with effect from 13 January 2022 but remains as a member</i> )	3/3
Mr. Teoh Chun Ming	3/3
Mr. Peter Edward Jackson	3/3
Mr. Charles Matthew Pecot III	3/3

The works performed by the Nomination Committee during the Period includes the following:

- reviewed the structure, size and composition of the Board;
- accessed the independence of independent non-executive Directors; and
- considered and recommended (i) the appointment of Mr. Joseph Lee as the Vice Chairman and an executive Director; (ii) the appointment of Mr. Qi Zhenggang as an executive Director; (iii) the appointment of Mr. Freeman Hui Shen as the Co-Chairman and a non-executive Director; (iv) the appointment of Mr. Wilfried Porth as a non-executive Director; and (v) the appointment of Ms. Hau Yan Hannah Lee as an independent non-executive Director, based on the procedures and the process and criteria set out above.

# CORPORATE GOVERNANCE REPORT

## BOARD DIVERSITY POLICY

The Board has adopted a board diversity policy effective on 1 September 2013. The Company seeks to achieve board diversity through the consideration of a number of factors, including but not limited to age, cultural and educational background, ethnicity, professional experience, skills, knowledge and length of service. All board appointments will be based on meritocracy, and candidates will be considered against objective criteria, having due regard for the benefits of diversity on the Board.

Selection of candidates will be based on a range of diversity perspectives, including but not limited to gender, age, cultural background and ethnicity, in addition to educational background, professional experience, skills, knowledge and length of service. The ultimate decision will be based on merit and contribution that the selected candidates will bring to the Board.

For the purpose of implementation of the board diversity policy, the following measurable objectives were adopted:

1. The Company should comply with the requirements on board composition in the Listing Rules from time to time.
2. The number of independent non-executive Directors should be not less than three and one-third of the Board.
3. At least one of the independent non-executive Directors must have appropriate professional qualifications or accounting or related financial management expertise.
4. The Board should have at least one member of a different gender in order to achieve gender diversity at Board level.

The Nomination Committee is of the view that the Company has achieved these measurable objectives under the board diversity policy. The Board and will continue to ensure any successors to the Board shall follow the above measurable objectives.

As at the date of this report, the Board comprises nine Directors. Four of them are independent non-executive Directors, thereby promoting critical review and control of the management process. The Board is also characterised by significant diversity, whether considered in terms of nationality, gender, professional background and skills and the Board is of the view that the Company has achieved these measurable objectives under the board diversity policy.

## GENDER DIVERSITY

As at 31 December 2022, the gender ratio in the total workforce of the Group (including senior management) was approximately 2.6:1 (male:female). Traditionally, the automobile industry has been short of female talents. Nevertheless, the Company targets to avoid a single gender senior workforce by providing supports (e.g. provide relevant trainings to employees in the workplace to enhance their competitiveness) and will timely review the gender diversity of the senior workforce in accordance with the business development of the Group, thereby to improve the proportion of female employees gradually.

## CORPORATE GOVERNANCE COMMITTEE

The Corporate Governance Committee was established on 24 November 2017 and during the Period and as at the date of this report comprised the following members:

Mr. Joseph Lee (*Chairman*) (*appointed as a member with effect from 13 January 2022 and re-designated as the chairman with effect from 1 April 2022*)

Mr. Qi Zhenggang (*appointed as a member with effect from 1 April 2022*)

Mr. Teoh Chun Ming

Mr. Peter Edward Jackson

Mr. Charles Matthew Pecot III

Mr. Sung Kin Man (*ceased to be the chairman with effect from 14 March 2022*)



# CORPORATE GOVERNANCE REPORT

## CORPORATE GOVERNANCE COMMITTEE *(continued)*

As at the date of this report, the chairman of the Corporate Governance Committee is Mr. Joseph Lee. A majority of the members of the Corporate Governance Committee, namely Mr. Teoh Chun Ming, Mr. Peter Edward Jackson and Mr. Charles Matthew Pecot III are independent non-executive Directors. Mr. Joseph Lee, the chairman of the Corporate Governance Committee, is an executive Director. The terms of reference of the Corporate Governance Committee are available at the Company's website.

The primary responsibilities of the Corporate Governance Committee include, among other things, developing and reviewing the Company's policies and practices on corporate governance and making recommendations to the Board, and reviewing and monitoring the Company's policies and practices on compliance with legal and regulatory requirements, and reviewing the Company's compliance with the Code.

According to the terms of reference of the Corporate Governance Committee, meeting of the Corporate Governance Committee shall be held at least once a year. One (1) meeting the Corporate Governance Committee was held during the Period. The attendance of each member of the Corporate Governance Committee is set out as follows:

Name of members of the Corporate Governance Committee	Number of meetings held and attended during the Period
Mr. Joseph Lee ( <i>Chairman</i> ) ( <i>appointed as a member with effect from 13 January 2022 and re-designated as the chairman with effect from 1 April 2022</i> )	N/A
Mr. Qi Zhenggang ( <i>appointed as a member with effect from 1 April 2022</i> )	N/A
Mr. Teoh Chun Ming	1/1
Mr. Peter Edward Jackson	1/1
Mr. Charles Matthew Pecot III	1/1
Mr. Sung Kin Man ( <i>ceased to be the chairman with effect from 14 March 2022</i> )	1/1

The works performed by the Corporate Governance Committee during the Period includes the following:

- developed and reviewed the Company's policies and practices on corporate governance and made recommendations to the Board;
- reviewed and monitored the training and continuous professional development of Directors and senior management;
- reviewed and monitored the Company's policies and practices on compliance with legal and regulatory requirements;
- reviewed the Company's compliance with the Code; and
- reviewed the corporate governance report in the 2021 annual report of the Company.

## INVESTMENT COMMITTEE

The Investment Committee was established on 7 March 2016 and during the Period and as at the date of this report comprises Mr. Ho King Fung, Eric (Chairman), Mr. Freeman Hui Shen, Mr. Joseph Lee, Mr. Qi Zhenggang and Mr. Teoh Chun Ming. The terms of reference of the Investment Committee are available at the Company's website.

# CORPORATE GOVERNANCE REPORT

## ACCOUNTABILITY AND AUDIT

### Financial Reporting

The management provides such explanation and information to the Board and reports regularly to the Board on financial position and prospects of the business of the Company so as to enable the Board to make an informed assessment of the financial and other information put before the Board for approval.

The Directors acknowledge their responsibilities (as set out in the Independent Auditor's Report) for preparing the consolidated financial statements of the Group that give a true and fair view of the state of affairs of the Group. The Board was not aware of any material uncertainties relating to events or conditions that might cast significant doubt upon the Group's ability to continue as a going concern and the Board has prepared the consolidated financial statements on a going concern basis. The responsibility of the external auditor is to form an independent opinion, based on their audit, on those consolidated financial statements prepared by the Board and to report their opinion to the shareholders of the Company. A statement issued by EY, the auditors of the Company, about their reporting responsibility is set out in the Independent Auditor's Report.

## INTERNAL CONTROL AND RISK MANAGEMENT

The Board is responsible for the risk management and internal control systems and reviewing their effectiveness. Such systems are designed to manage rather than eliminate the risk of failure to achieve business objectives, and can only provide reasonable and not absolute assurance against material misstatement or loss.

The Board, as supported by the Audit Committee, reviews the Group's risk management and internal control systems annually in respect of the relevant financial year. The review includes major financial, operational and compliance controls. The Group has not established an internal audit department and the Board is of the view that given the size, nature and complexity of the business of the Group, it would be more cost effective to appoint external independent professional firms to perform the internal audit function for the Group in order to meet its needs.

The Board has, through the Audit Committee, conducted review of the effectiveness of the risk management and internal control systems of the Group for the Period with the assistance of a professional firm. The review report with examination results (including the identification of major risks in operation) and relevant improvement recommendations were duly reported to the Audit Committee and the Board for them to assess risks controls of the Group and the effectiveness of the risk management system and any material failings or weaknesses in the internal control system, and to take appropriate actions to remedy any of these failings or weaknesses in a timely manner. All remedial actions will be regularly followed up where necessary to ensure that the failings and weaknesses have been duly addressed.

The Board considers that the risk management and internal control systems are effective and adequate and that the Group has complied with the code provisions relating to risk management and internal control of the Code.

## DISSEMINATION OF INSIDE INFORMATION

The Group regulates the handling and dissemination of inside information according to internal procedures and policy so as to ensure inside information remains confidential until the disclosure and publication of such information is appropriately approved, and the dissemination of such information is efficiently and consistently made.

The Board is responsible for approving the policy on disclosure of inside information which aims at providing guiding principles, practices and procedures to assist employees and officers of the Group in (i) relaying inside information to the Board to enable it to make timely decisions on disclosure, if necessary; and (ii) communicating with the Group's stakeholders, in ways which are in compliance with the SFO and the Listing Rules.

# CORPORATE GOVERNANCE REPORT

## DISSEMINATION OF INSIDE INFORMATION *(continued)*

An employee who becomes aware of a matter or event that he/she considers to be material or inside information shall report to his division/department head who will assess the sensitivity of the relevant information and, if considered appropriate, escalate and report to the Board and/or the company secretary of the Company.

## AUDITORS' REMUNERATION

The remuneration of external auditors of the Company, EY, in respect of audit services and non-audit services for the Period is set out below:

Services rendered	Fees paid/payable (HK\$'000)
Audit services	7,600
Non-audit services:	
— Review of interim financial information	2,000
— Agreed-upon procedures on the Group's continuing connected transactions	88
	9,688

## COMPANY SECRETARY

Mr. Moy Yee Wo Matthew ("Mr. Moy") was appointed as the company secretary of the Company with effect from 13 February 2019. The biographical details of Mr. Moy are set out under the section headed "Directors and Senior Management".

In accordance with Rule 3.29 of the Listing Rules, Mr. Moy has taken no less than 15 hours of relevant professional training during the Period.

## SHAREHOLDERS' RIGHTS

The general meetings of the Company provide an opportunity for communication between the shareholders of the Company and the Board. An annual general meeting of the Company shall be held in each year and at the place as may be determined by the Board. Each general meeting, other than an annual general meeting, shall be called an EGM.

### — Right to convene extraordinary general meeting

Any one or more members holding at the date of the deposit of the requisition not less than one-tenth of the paid-up capital of the Company carrying the right of voting at general meetings of the Company, shall at all times have the right, by written requisition sent to the Company's principal office as set out in the manner below, to require an EGM to be called by the Board for the transaction of any business specified in such requisition; and such meeting shall be held within two (2) months after the deposit of such requisition.

The written requisition must state the purposes of the meeting, signed by the requisitionist(s) and deposit it to the Board or the company secretary of the Company at the Company's principal place of business at Units 2001–2002, 20/F, Li Po Chun Chambers, 189 Des Voeux Road Central, Sheung Wan, Hong Kong, and such may consist of several documents in like form, each signed by one or more requisitionists.

# CORPORATE GOVERNANCE REPORT

## SHAREHOLDERS' RIGHTS *(continued)*

### — Right to convene extraordinary general meeting *(continued)*

The request will be verified with the Company's branch share registrars in Hong Kong and upon their confirmation that the request is proper and in order, the company secretary of the Company will ask the Board to convene an EGM by serving sufficient notice in accordance with the statutory requirements to all the registered members. On the contrary, if the request has been verified is not in order, the shareholders will be advised of this outcome and accordingly, an EGM will not be convened as requested. If within twenty-one days from the date of the deposit of the requisition the Board fails to proceed to convene such meeting, the requisitionist(s), may convene a meeting in the same manner, and all reasonable expenses incurred by the requisitionist(s) as a result of the failure of the Board shall be reimbursed by the Company to the requisitionist(s).

The notice period to be given to all the registered members for consideration of the proposal raised by the requisitionist(s) concerned at the EGM varies according to the nature of the proposal, as follows:

- At least 14 clear days' notice in writing (and not less than 10 business days) if the proposal constitutes an ordinary resolution of the Company;
- At least 21 clear days' notice in writing (and not less than 20 business days) if calling for an annual general meeting or the proposal constitutes a special resolution of the Company in an EGM.

### — Right to put enquiries to the Board

Shareholders have the right to put enquiries to the Board. All enquiries shall be in writing and sent by post to the principal place of business of the Company in Hong Kong or by e-mail to [info@apollofmg.com](mailto:info@apollofmg.com) for the attention of the company secretary of the Company.

### — Right to put forward proposals at general meetings

There are no provisions allowing shareholders of the Company to propose new resolutions at the general meetings under the Cayman Islands Companies Law (2011 Revision). However, shareholders are requested to follow Article 64 of the Articles for including a resolution at a general meeting. The requirements and procedures are set out above. Pursuant to Article 113 of the Company's articles of association, no person, other than a Director retiring at a meeting, shall, unless recommended by the Directors for election, be eligible for appointment as a Director at any general meeting unless there shall have been lodged at the head office or at the registration office notice in writing signed by a shareholder (other than the person to be proposed) duly qualified to attend and vote at the meeting for which such notice is given of his intention to propose that person for election as a Director and also notice in writing signed by that person of his willingness to be elected as a director and a written consent to the publication of his/her personal data. Unless otherwise determined by the Directors and notified by the Company to the shareholders, the period for lodgment of the said notices shall be a seven day period commencing on the day after the dispatch of the notice of the general meeting for such election of Director(s) and ending on the date falling seven days after the dispatch of the said notice of the general meeting. The written notice must state that person's biographical details as required by Rule 13.51(2) of the Listing Rules and his/her contact details. The procedures for shareholders of the Company to propose a person for election as a Director is posted on the Company's website.



# CORPORATE GOVERNANCE REPORT

## DIVIDEND POLICY

The Board has approved and adopted a dividend policy on 28 December 2018 (the "Dividend Policy").

It is the policy of the Board, in considering the payment of dividends, to allow shareholders of the Company to participate in the Company's profits whilst retaining adequate reserves for the Group's future growth.

The Board shall consider the following factors before declaring or recommending any dividends:

- a. the Company's actual and expected financial performance;
- b. the Group's liquidity position;
- c. retained earnings and distributable reserves of the Company and each of the members of the Group;
- d. the level of the Group's debts to equity ratio, return on equity and the relevant financial covenants;
- e. any restrictions on payment of dividends that may be imposed by the Group's lenders;
- f. the Group's expected working capital requirements and future expansion plans;
- g. general economic conditions and other internal or external factors that may have an impact on the business or financial performance and position of the Company; and
- h. any other factors that the Board deem appropriate.

The shareholders of the Company may not expect any dividends under the following circumstances:

- a. during the growth phase of the Group or during significant expansion or undertaking of any acquisitions or joint ventures requiring higher allocation of capital;
- b. whenever the Company proposes or plans to utilize surplus cash to repurchase the shares of the Company; or
- c. inadequacy of profits or if the Company incurs losses.

The declaration, recommendation and payment of any dividends are also subject to compliance with applicable laws, regulations and the Articles. The Board will continually review the Dividend Policy from time to time and there can be no assurance that dividends will be paid in any particular amount for any given period.

## INVESTOR RELATIONS

The Company has established a range of communication channels between itself and its shareholders, investors and other stakeholders. These include the annual general meeting, the annual and interim reports, notices, announcements and circulars and the Company's website at [www.apollofmg.com](http://www.apollofmg.com).

The Company regards communications with its investors as being vital. The Company continues to enhance investor relations. Designated members of the Board and senior management of the Company are given the specific responsibilities to maintain regular contact with institutional investors, potential investors as well as other stakeholders. Press releases were issued as appropriate to provide with the most updated business development of the Group to the public. The Board reviewed the investor engagement and communication activities to date and was satisfied with the effectiveness of the shareholders communication policy in place.

During the Period, there has not been any change in the Company's memorandum of association and Articles. The Company's memorandum of association and Articles are available on the websites of the Company and the Stock Exchange.

# ENVIRONMENTAL, SOCIAL AND GOVERNANCE REPORT

## 1. ABOUT THE REPORT

### 1.1 Introduction

We are pleased to present our Environmental, Social and Governance (“ESG”) Report (the “ESG Report”). The ESG Report presents the Group’s concern to environmental and social impacts, policies and initiatives of the Group to demonstrate our long-term commitment to ensure that our activities, at all levels, are economically, socially and environmentally sustainable development to stakeholders. Additional information in relation to the Group’s corporate governance and financial performance can be referred to our annual report for the fifteen months ended 31 December 2022.

The Board acknowledges its responsibility for ensuring integrity of this sustainability report. To the best of its knowledge, this report addresses the principles of materiality, quantitative, and consistency, presenting ESG performance of the Group in a balanced manner.

### 1.2 Scope and Reporting Boundary

The scope of the ESG Report covers the environmental and social performances of the Group’s principal operating activities spanning over the period from 1 October 2021 to 31 December 2022. The Group consists of three operating business units: Apollo Hypercar, Apollo EV and Mobility Ecosystem with international presence spanning across Hong Kong, China, Europe, Japan and United States.

Apollo Hypercar engages in the design, development, manufacturing and sale of hypercars under the brand “Apollo” worldwide. Apollo EV develops smart luxury electric vehicles through combining the Group’s EV technology and Apollo’s branding. Mobility Ecosystem leverages on the in-house technologies of the Group as well as the technologies from the Group’s significant investments in mobility-related business and offers technologies licensing and engineering outsourcing services.

The reporting boundary of the ESG Report is established consistently based on the criteria that all operations and entities reported are substantially owned by the Group and are under our management across the Group’s structure. As a result, we do not report entities which are outside of the Group’s structure, where we do not own the assets and do not directly engage or employ the workforce, and where we do not operate the asset under a contractual obligation. In addition, we do not report entities which were sold or acquired during the Period. Part of the content may look back upon the performance of the Group in past years with a view to presenting the ESG Report in a more informative and comparable manner.

### 1.3 Reporting Guidelines

To comply with the requirements set forth in Appendix 27 Environmental, Social and Governance Reporting Guide (“ESG Reporting Guide”) to the Rules Governing the Listing of Securities on The Stock Exchange of Hong Kong Limited (“Stock Exchange” and “Listing Rules”, respectively), the Group is in compliance with the mandatory disclosure requirements and “comply or explain” provisions set out in the ESG Reporting Guide. In addition, we also made reference to key reporting frameworks such as the Sustainability Accounting Standards Board (“SASB”) and publications made by global ESG ratings agencies such as Sustainalytics, MSCI and ISS during the reporting process to ensure our actions aligned with accepted standards.

# ENVIRONMENTAL, SOCIAL AND GOVERNANCE REPORT

## 1. ABOUT THE REPORT *(continued)*

### 1.4 Reporting Principles

The reporting principles of the foundation of this ESG Report are governed by “materiality”, “quantitative”, “balance” and “consistency” summarized below.

<b>Materiality</b>	The ESG report covers the material ESG factors that are sufficiently important and material to different stakeholders. In order to determine what issues are relevant and material to our business with respect to sustainability, the Group is aware that the key is to understand what issues that our stakeholders concerned most. The Group’s directors and senior management are mainly responsible for identification of key ESG factors on the basis of the feedback from the stakeholders.
<b>Quantitative</b>	Data presented in this report have been examined. Summary tables of performance are shown in relevant sections. Information on the standards, methodologies, assumptions and/or calculation tools, and source of conversion factors used for the reporting of emissions and energy consumption are mainly referred to the ESG Reporting Guide.
<b>Balance</b>	Both positive and negative sides of our performance have been presented in a transparent manner.
<b>Consistency</b>	Methodologies and key performance indicators are used and calculated in a consistent approach. If there are any changes in consistency that may affect a meaningful comparison detail would be disclosed.

### 1.5 Reporting Framework

With reference to the ESG Reporting Guide and the Group’s business operation, the presentation of our ESG Report divides the relevant aspects and KPI, which are considered to be relevant and material to the Group, into four subject areas: Environmental Protection, Employment and Labour Practices, Operating Practices and Community Investments.

A complete index in compliance with the ESG Reporting Guide is also available at the end of this report for reference. Except for provisions that the Group considers are inapplicable to its operations, for which explanations have been given on the rightmost column in the said index, this report is compliant with all the “comply or explain” provisions set out in the ESG Reporting Guide.

### 1.6 Data Collection

Data in this report are extracted from the Group’s internal management system and statistics, and part of the data collected in previous years. Unless otherwise stated, HK\$ is used in this report as its functional currency.

### 1.7 Contact

We welcome all sorts of comments and suggestions from our stakeholders with respect to this ESG Report or our sustainability performance. Comments or views can be sent to [info@apollofmg.com](mailto:info@apollofmg.com).

# ENVIRONMENTAL, SOCIAL AND GOVERNANCE REPORT

## 2. ESG POLICY, STRATEGY AND MANAGEMENT

### 2.1 ESG Governance from the Board of Directors

Sustainability has become a core element in the Group's strategy. We review our business model and governance structure with our ideal on sustainability and are devoted to creating sustainable mobility for the future. The world of mobility will change fundamentally by 2030: electric drive and fully-networked transportation with autonomous drive will determine how we move around in future. The future of mobility is being fueled by three key technology-driven disruptive trends: electrification of vehicles, connected and autonomous vehicles and mobility-as-a-service.

We, as part of the great community, are committed to allocating our resources and our best thinking to build a sustainable business fit for the future and to build a better world for all stakeholders in different aspects. The Board makes the following statements of our ESG policy:

#### Part of fighting Climate Change

The planet is in crisis and we need urgent collective action and creativity to address the related human and environmental challenges. We strive to protect and preserving our planet by adopting sustainable practices throughout our business, identifying and assessing financial and other risks associated with climate change and integrating low-carbon solutions into our operation. At the same time, we are committed to bringing energy-saving and environmentally friendly mobility solutions to customers. We actively plan for the Group's carbon neutrality, set our net zero emission by 2050, and formulate specific carbon reduction action plans.

#### Building Strong Governance

An ESG management system requires a combined effort of an effective governance structure that comprises the decision-making level and execution level members. The Board has the overall responsibility to define the Group's ESG strategy and approach, manage and assess the Group's ESG performance.

#### Health and Well Being

We are determined to set ourselves in a good position to maintain a robust business performance and growth together with our employees, with an objective to uphold an open, fair, just and reasonable human resource policy. The Group is committed to a holistic approach to health and wellness, through a healthy, comfortable and safe workplace for our employees, enabling them to work delightfully and diligently and share the development achievement of the Group.

#### Supporting Technological Innovation

We are dedicating our unmatched innovative capacity to accomplish the long-term sustainability, offering a range of low-carbon and intelligent requirements of mobility solutions to help manage energy use in a greener and smarter way. The Group will continue to plan ahead and focus on leveraging our cores skills of design and engineering along with our global partners to build up sustainable competitiveness in automobile transformation in electrification and intelligence, so as to create an exceptional mobility solutions and experience for the future.

#### Supporting Sustainable Community

The Group regards social responsibility as an important part of its corporate development strategy, and actively leverage our resources to encourage our employees, consumers and business partners to jointly participate in philanthropic activities, in order to achieve our philanthropic value proposition of supporting sustainable community.



# ENVIRONMENTAL, SOCIAL AND GOVERNANCE REPORT

## 2. ESG POLICY, STRATEGY AND MANAGEMENT *(continued)*

### 2.1 ESG Governance from the Board of Directors *(continued)*

#### Embracing Diversity

Our diverse cultures, lived experiences, and perspectives enrich our workplace. The Group values the diversity of experiences and backgrounds, equitable opportunities for talent development, diversifying our talent pool and pipelines, fostering inclusion, and providing education to our people. We aim for every employee to feel seen and valued in the workplace, and to find a community in which they can flourish.

### 2.2 Our Approach to ESG

The Group managed the following major ESG approach to ensure the close integration of the Group's core strategy and ESG strategy.



Carbon Emission and Climate Change Strategy — Reducing carbon emissions is the most critical means to address climate change. We further propelled the planning of carbon neutrality actions. It results in driving the Group to kick-off the formulation of quantitative carbon reduction targets and action plans, and implementation of the improvement plan on the board independence and diversity.



Social Responsibility — Sharing the social responsibility ideal and system of the Group including the key topics of promoting stakeholders' in-depth participation, public health, community development, fostering talent growth and investing business development and advancing a culture of diversity, equity and inclusion.



Community Contribution — the Group explores sustainable philanthropic model and promote our philanthropic ideal to employees, suppliers and stakeholders, and encourage them to actively participate in our philanthropic activities.



The Group ensures our corporate governance structure meets the applicable laws and regulations, industry best practice and global trends, upholding the highest ethical standards of business integrity and foster a culture of compliance throughout the Group.

# ENVIRONMENTAL, SOCIAL AND GOVERNANCE REPORT

## 2. ESG POLICY, STRATEGY AND MANAGEMENT *(continued)*

### 2.2 Our Approach to ESG *(continued)*

Looking ahead, we will continue to strengthen the ESG governance, deepen the ESG supervision responsibility, and improve the Group’s ESG performance. At the same time, we will speed up the formulation and improvement of ESG goals and action plans of various departments, promote the achievement of environmental protection, social responsibility right-track governance and publicly disclose more ESG-related policies.

### 2.3 Stakeholder Engagement

Stakeholder engagement is nowadays widely regarded as a key component of the corporate social responsibility (CSR) to achieve the long-term sustainability and profitability. It generally provides opportunities to the Group to further align business practices with societal needs and expectations, bring about positive changes for sustainable development, such that the Group can considerably improve its decision-making, a better assessment of potential impacts and our accountability while we operate. We regard the following groups as our major stakeholders.



The Group carried out a stakeholder engagement exercise during the Period by involving its stakeholders which might affect our decisions, people who may be affected by our decisions or who may influence the implementation of our decisions. The Group has developed an approach which identifies the broad topics that the stakeholder groups are concerned with, and used a materiality matrix to assess the material topics identified by our stakeholders during the engagement process. The stakeholder engagement is followed by the formulation of operating strategies, such that their views and voices could be heard by all business units of the Group and timely responses could be provided.

# ENVIRONMENTAL, SOCIAL AND GOVERNANCE REPORT

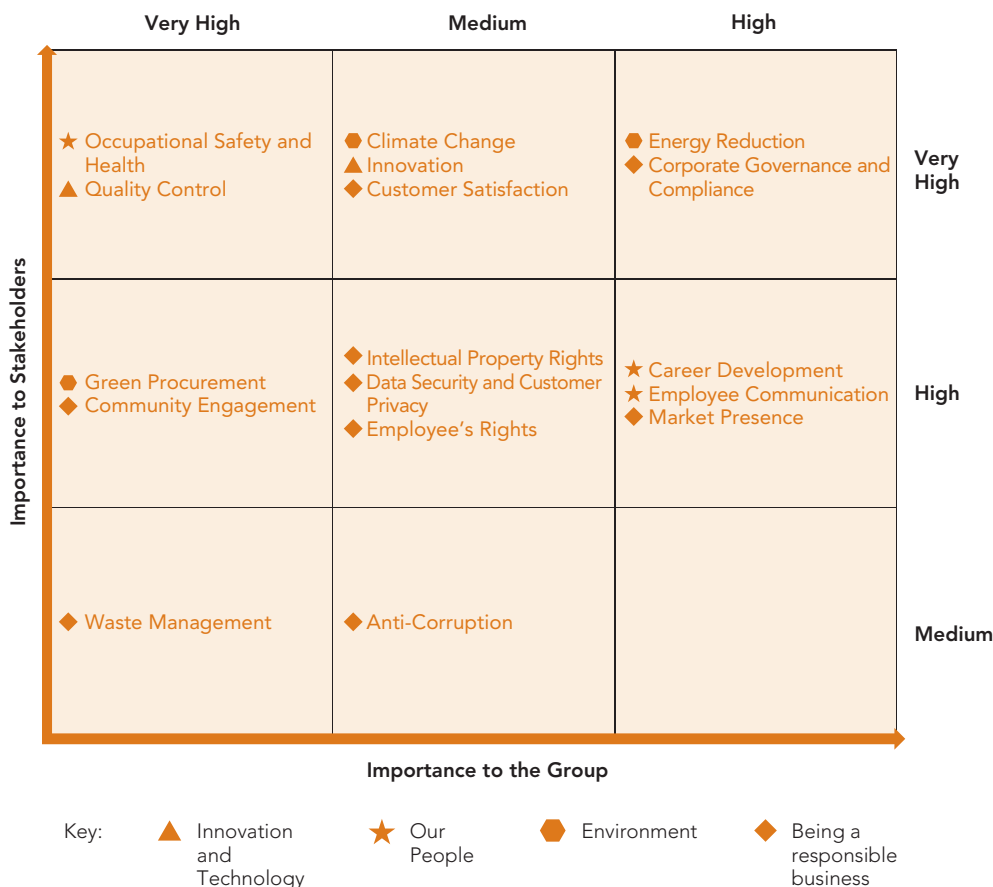
## 2. ESG POLICY, STRATEGY AND MANAGEMENT *(continued)*

### 2.4 Materiality Assessment

Following the stakeholder engagement, we conducted a materiality assessment which comprised of four phases:

1. Preparation a list of sustainability issues relevant to the Group’s business are identified according to international and local reporting standards;
2. Identify a list of potential material topics that are relevant to the Group’s ESG performance;
3. Conduct a questionnaire survey to examine stakeholders’ expectations and the extent of influence of material issues towards stakeholders and the Group’s business; and
4. Screen out the most representative material topics and analysis of the results, the Board identified the following ESG topics as potentially material relevant to our business operations.

Based on the stakeholder engagement exercise, business knowledge and management review, we identified the material topics and the stakeholder groups most significantly impacted by the topics summarized in the form of materiality matrix below, in the context of own business and day-to-day operation. The materiality matrix generally demonstrates that all issues raised were important to both primary and secondary stakeholders, albeit to differing degrees of importance to stakeholders and to the Group.



# ENVIRONMENTAL, SOCIAL AND GOVERNANCE REPORT

## 3. PROTECTING THE ENVIRONMENT

### 3.1 The Future of Net Zero Emission

While the challenge ahead is now the navigation to a greener and, ultimately, carbon-free destination, we are aware the enhanced awareness of environmental and resource efficiency issues amongst our people, stakeholders, customers and suppliers. Customers were now more conscious than ever about where the money they spent was going, making a deliberate choice with every purchase to contribute to a green future. As such corporates are now commonly expected to clearly state where products come from and how the ESG policies inform their choice of processes, materials and deployment of human resources. The change of consumer mentality is progressively transforming the purchasing decisions.

The Group is committed to changing our business models to become more sustainable and helping our customers embrace the green transition. We are committed to instilling the consciousness of resources conservation, deeply indoctrinated the low-carbon concept and environmental protection into the work and life of every employee. We regularly assess the environmental risks of our business, and adopt preventive measures as necessary to reduce the risks, ensure the compliance of relevant laws and regulations and keep our green development. We firmly believe that our commitment to environmental protection will become a part of our competitiveness, leading the Group to a greater success in the future and fulfil our responsibilities as a member of the community we all live in.

Although change is always difficult and requires careful management, we believe that these initiatives will become part of our competitiveness and are capable to reflect our commitment to offering our stakeholders the best quality of value with the least adverse impact on our planet, building a greener and healthier environment together with all the members of the community.

### 3.2 Climate Change Response Management

Climate change is reaching alarming levels globally due in large part to emissions from burning fossil fuels for transportation and electricity generation. The world cannot reduce Greenhouse Gas ("GHG") emissions without addressing both energy generation and consumption while the world cannot address its energy habits without first directly reducing emissions in the transportation and energy sectors.

The Group dedicated itself to empowering the low-carbon transformation of the global economy and is committed to implementing the recommendations of the Task Force on climate-Related Financial Disclosure ("TCFD"), providing investors and stakeholders with useful information on climate-related risks and opportunities that are related to our business. TCFD is a market-driven initiative that is set up to develop a set of recommendations for voluntary and consistent climate-related financial risk disclosures in mainstream filings. Moreover, responding to climate change can enhance our business resilience and enable us to take advantage of any opportunities it may offer.

Potential climate-related risks faced by the Group include physical risks such as extreme weather events and rise in sea level, and as policy and regulatory risks, market risks and reputational risks. The Group's strong action to address climate change is embedded throughout the business and is led by a top management-level climate-related risk management framework identified on this basis.



# ENVIRONMENTAL, SOCIAL AND GOVERNANCE REPORT

## 3. PROTECTING THE ENVIRONMENT *(continued)*

### 3.3 Climate Change Mitigation

The Group is committed to net zero emissions by 2050, underlining its ambition to reduce its environmental impact and mitigate its exposure to transition risks. To prepare for climate-related disclosure, the Group has allocated human and financial resources to continuously assess the impact of climate change on our business and operation. The assessment aims to identify the physical and transition risks that are most relevant to the Group. The result will be incorporated into our risk management system wherever appropriate.

Climate risks are typically classified into two major categories faced by the Group include physical risks and transitional risks.

#### Transitional Climate Risks

Transitional risks are those associated with the transition to a low carbon economy, which may be due to changes in policies, technologies and markets. As we shift to a low carbon world, transitional risks will emerge that can impact and change investment and consumption patterns. The below table shows our response in managing various risks brought by the climate change that the Group may be facing.

**Table 3-1: Transitional Climate Risks and Opportunities**

Risk	Risk Details	Mitigation and Opportunities
<b>Market Risks</b>	Downstream market developments, including a change in consumer behaviours, introduction of the carbon tax, carbon border adjustment, the increased cost of raw material due to embedded GHG emission pricing	We will continue to engage and collaborate with our customers as they reduce their emissions. As emissions reduction frameworks evolve, we will ensure that the environmental performance of our products and services meet customer requirements
	As the maturity of shared mobility and automatic driving will create more scenarios, some customers, especially those who are committed to a low-carbon lifestyle, may pursue more eco-friendly experience and no longer perceive cars as their assets	In the mid to long term, mobility industries may face the risk of business transformation;
<b>Policy and regulatory changes</b>	Evolving policy and regulatory changes, including those that cap emissions, may increase expenditure required to meet emissions caps	<p>We are focused on reducing our emissions and have a voluntary target to achieve carbon neutrality across our operations by 2050.</p> <p>We will continue to work with industry bodies, peers, governments, and communities to ensure an effective regulatory framework.</p>

# ENVIRONMENTAL, SOCIAL AND GOVERNANCE REPORT

## 3. PROTECTING THE ENVIRONMENT *(continued)*

### 3.3 Climate Change Mitigation *(continued)*

#### Transitional Climate Risks *(continued)*

Risk	Risk Details	Mitigation and Opportunities
<b>Technical viability of decarbonisation strategy</b>	<p>Technical challenges may impact our ability to achieve carbon neutrality.</p> <p>The increase in the price of fossil fuel will cause the auto companies to face higher costs in the use of production facilities powered by fossil fuel in the short term.</p>	<p>We are adapting new technology, to power our operations and are making significant investments to improve energy efficiency of and to decarbonise our operation wherever feasible, including development of partnerships with key suppliers and industry experts</p>
<b>Reputation damage</b>	<p>As public awareness about climate change, green and low-carbon development continues to grow, failure to meet stakeholder expectations may put the Group to reputational risk</p> <p>Reputational impact from potential misalignment of emissions reduction impact our:</p> <ul style="list-style-type: none"> <li>• Daily operation</li> <li>• Services demand</li> <li>• Financing</li> <li>• Investment opportunities</li> </ul>	<p>We continue to align ourselves on the right track to fight climate change.</p> <p>We ensure regular and transparent engagement with our stakeholders on our climate strategy and progress on achieving our objectives through direct consultation, regular meetings, media statements and presentations.</p> <p>We are voluntarily aligning our climate change reporting with the TCFD recommendations.</p>

#### Physical Climate Risks

Physical risks reflect how changes to the frequency and intensity of extreme and ongoing weather can impact, disrupt and damage business operations, assets and supply chains, as well as lead to broader impacts such as environmental stress, food and water security and trends in migration. Physical impacts from climate change are inevitable. The rate and extent of change will depend on global decarbonization efforts.

The TCFD distinguishes between the following physical climate risks:

- Acute risks — A change in the frequency and/or intensity of extreme weather events, for example cyclones or floods.
- Chronic risks — Longer-term shifts in climate patterns, for example sustained higher temperatures, lower rainfall and a rise in sea level.

# ENVIRONMENTAL, SOCIAL AND GOVERNANCE REPORT

## 3. PROTECTING THE ENVIRONMENT *(continued)*

### 3.3 Climate Change Mitigation *(continued)*

#### Physical Climate Risks *(continued)*

**Table 3-2: Physical Climate Risks and Opportunities**

Risk	Risk Detail	Mitigation and Opportunities
<b>ACUTE PHYSICAL RISKS</b>		
<b>Increased severity of extreme weather events</b>	<p>The increased severity of cyclones and flooding from climate change may cause material damage to assets, leading to operational disruptions, impacts to production rates and increased costs associated with asset repair.</p> <p>Climate change may only not cause increase in wear and tear of the supplier’s production equipment, and affect their service life, but also impact our value chain over the long-term</p>	<p>More importantly, climate change brings considerable opportunities for developing resilient business models and new products, such as new energy mobility services and new energy vehicles, to meet the market and customers’ expectations of sustainability and low-carbon mobility.</p> <p>Climate change stimulates our innovation and experimentation in products and businesses, such as the promotion of new energy technologies or application of lightweight technology, which will help us adapting to a low carbon economy and formulating the related business planning.</p>
<b>Increased frequency of extreme heat</b>	<p>Climate change may lead to an increase in the severity which have the potential to cause material damage.</p>	<p>We implement some procedure that details how to conduct a thermal risk assessment and to inform heat management controls.</p>
<b>CHRONIC PHYSICAL RISKS</b>		
<b>Rising sea levels and storm surge inundation</b>	<p>Global sea level rises coupled with storm surge has the potential to cause material damage to our infrastructure through inundation.</p> <p>Sea levels may rise due to expanding ocean volumes from temperature increases and from melting glaciers and ice sheets.</p>	<p>All new projects assess and develop management and mitigation mechanisms to address the potential physical impacts of climate change</p>
<b>Changes in precipitation patterns</b>	<p>The potential for prolonged drought events or changes to precipitation patterns which may place increasing stress on the availability of water resources to the business. This may lead to more stringent controls and impact relationships with local stakeholders.</p>	<p>Our water strategy is focused on reducing water usage across our operations. This includes adopting technological solutions and using metrics and internal performance standards to proactively manage water scarcity risks.</p>

Looking forward, the Group will further examine the alignment of its policies with the TCFD recommendations.

# ENVIRONMENTAL, SOCIAL AND GOVERNANCE REPORT

## 3. PROTECTING THE ENVIRONMENT *(continued)*

### 3.4 Corporate Environmental Policy

We are dedicated to protecting and preserving our earth by adopting sustainable practices throughout our business, identifying and assessing financial and other risks associated with climate change and integrating low-carbon solutions into our operation. The Group formulated relevant rules and regulations for a sound and effective management of energy consumption, GHG emission, as well as discharge of waste and sewage and other pollutants, highlighted as below.

- To assess, monitor and manage environmental risks and opportunities associated with our business;
- To comply with applicable environmental protection laws and regulations;
- To integrate environmental considerations in the operations;
- To define appropriate objectives and targets on a regular basis for our ESG management approach;
- To continuously improve the ESG management system to set and maintain standards;
- To prevent pollution and to protect the environment by conserving natural resources and minimizing waste; and
- To promote environmental awareness and low carbon lifestyle among the workforce.

During the Period, the Group complied with environmental protection laws and regulations in relation to air and GHG emissions, discharge into water and land, and generation of hazardous and non-hazardous waste. The Group did not violate any environmental protection laws or regulations of the region where we operate, nor was it subject to significant fines, non-monetary penalties and litigation relating to environmental protection.

### 3.5 Optimizing Energy Saving and Resources Consumption

The main contributors to the Group's carbon footprint are (1) indirect GHG emission generated from electricity consumption, (2) direct GHG emission generated from office administration inevitably involve consumption of fossil fuel directly or indirectly, (3) indirect GHG emission generated from business travel by flight and (4) paper consumption in business operation, which releases Nitrogen Oxides (NO<sub>x</sub>), Sulphur Oxides (SO<sub>x</sub>), and Carbon Dioxide (CO<sub>2</sub>) into the air. The Group is highly aware that such GHG emission is one of the major sources of global warming. Therefore, we strive to reduce our carbon and ecological footprint and adopt practices that are sustainable to the environment and minimize our impact on the environment. The sustainable measures adopted by the Group includes:



# ENVIRONMENTAL, SOCIAL AND GOVERNANCE REPORT

## 3. PROTECTING THE ENVIRONMENT *(continued)*

### 3.5 Optimizing Energy Saving and Resources Consumption *(continued)*

#### Reduce Energy Consumption

- We promote the use of energy-saving measures such as energy-saving lighting facilities in production and office areas, energy-efficiency air-conditioning system, high-efficiency energy-saving equipment and more variable frequency equipment;
- Reduce our employees' carbon footprints. with the Group's efforts in promoting corporate sustainability among employees; and
- Enhance our employees' awareness towards resource conservation, energy saving and environmental protection, inspiring tangible changes to their long-term behavioural patterns

#### Reduce Paper Consumption

The business operation of the Group consumes certain amount of paper and the Group has adopted a series of initiatives to reduce paper consumption:

- Paperless office by developing our own internal administration system to reduce the use of paper in all level of our management;
- Selection of working partners which provide paperless operating procedures whenever feasible;
- Paperless board meeting;
- Encourage use of electronic means of communication to manage daily process; and
- Use duplex printing and reuse single-side printed papers.

#### Reduce Air Travel

The Group encourages its employees to adopt electronic means of communication such as video or telephone conferencing to avoid unnecessary travel arrangement. Video conference equipment is available in conference rooms to conduct virtual meetings. In view of the impact of COVID-19 pandemic, business travels by flight remained at a relatively low-level during the Reporting Period. We are seeking to minimize emissions from commuting through work-from-home programs and associate adoption of sustainable commuter transport options.

# ENVIRONMENTAL, SOCIAL AND GOVERNANCE REPORT

## 3. PROTECTING THE ENVIRONMENT *(continued)*

### 3.6 Exhaust Gas and GHG Emissions

Our Group's business inevitably involves consumption of fossil fuel, which directly or indirectly, releases Nitrogen Oxides (NOx), Sulphur Oxides (SOx), and Carbon Dioxide (CO<sub>2</sub>) into the air. In accordance with the ESG Reporting Guide set out by HKEX, our environmental performance of "Emissions" during the Period is tabulated below.

Table 3-2 — Emissions

	Unit	FY2022	FY2022 Intensity	FY2021	FY2021 Intensity
<b>GHG Emissions</b>					
Direct GHG Emissions (Scope 1)	CO <sub>2</sub> e (t)	55.10	0.40	51.77	0.27
Indirect GHG Emissions (Scope 2)	CO <sub>2</sub> e (t)	117.15	0.84	21.12	0.11
Nitrogen Oxides	g	12,406.13	89.25	8,234.19	42.66
Sulphur Oxides	g	209.60	1.51	134.41	0.70
Particulate Matter	g	913.35	6.57	606.14	3.14

Notes:

GHG emission data is presented in terms of carbon dioxide equivalent and are based on, including but not limited to, "The Greenhouse Gas Protocol: A Corporate Accounting and Reporting Standards" issued by the World Resources Institute and the World Business Council for Sustainable Development, "Greenhouse Gas Inventory Guidance Direct Emissions from Mobile Combustion Sources" issued by the United States Environmental Protection Agency, the latest emission factors published by the power plant and "How to prepare an ESG Report? — Appendix II: Reporting Guidance on Environmental KPIs" issued by the HKEX.

During the Period, there were no non-compliance cases reported in relation to GHG emission within the Group

### 3.7 Pollution and Waste Management

#### Waste Management Policy

The Group's principal waste management policy endeavours an adoption of the waste management hierarchy (waste prevention followed by re-use, recycle, recovery and finally disposal) in order to achieve a green and paperless operation with a minimal generation of waste wherever possible and practical. The Group implements the following measures and objectives to achieve our waste control target.

- We endorse the '4-R Principles — Reduce, Reuse, Replace and Recycle' as our key policy of waste management;
- We extend our commitment to using sustainable products into every aspect of the business;
- We encourage all employees to reduce paper usage through duplex printing, paper recycle and frequent use of electronic information systems for material sharing or internal administrative documents;

# ENVIRONMENTAL, SOCIAL AND GOVERNANCE REPORT

## 3. PROTECTING THE ENVIRONMENT *(continued)*

### 3.7 Pollution and Waste Management *(continued)*

#### Waste Management Policy *(continued)*

- We encourage an increased use of reusable product, such as envelopes, and better separation of waste streams for recycling;
- We maintain 100% recycling of used toner cartridges by collecting and returning all used cartridge to recycling agents;
- We strengthen our employee's awareness in environmental management, waste reduction and waste recycle, encourage them to be equipped with appropriate skills and knowledge with respect to the practice of sustainable development;
- We closely keep up with the latest government's initiatives and policies in relation to waste management, waste reduction and recycle campaigns in order to allocate resources and formulate strategy in a timely manner; and
- Strengthen our employee's awareness in environmental management, waste reduction and waste recycle, encourage them to be equipped with appropriate skills and knowledge with respect to the practice of sustainable development.

#### Hazardous Waste

Given our business nature, the Group does not directly produce hazardous waste throughout the operation. The Group endeavors to recycle electronic waste and fluorescent tube throughout our operation wherever practical, ultimately reducing both the monetary and environmental costs involved in disposal of these wastes that would otherwise be scrapped and treated as hazardous waste.

#### Non-hazardous Waste

The non-hazardous wastes generated by the Group are mainly domestic waste including stationery, packaging materials, paper form our operations, among which, recyclable wastes will be recycled for reuse.

#### Wastewater Discharge

The Group does not consider itself as a highly water-intensive enterprise. Our main use of water is for sanitary purposes. Similarly, most of the wastewater discharged from our facilities is sanitary wastewater. The Group ensures all domestic sewage is properly discharged into the urban sewage pipe network for subsequent sewage treatment.

Table 3-3: Waste Discharge

	Unit	FY2022
General Waste	kg	39,492

During the Period, there were no non-compliance cases reported in relation to discharge into water and land, and generation of waste within the Group.

# ENVIRONMENTAL, SOCIAL AND GOVERNANCE REPORT

## 3. PROTECTING THE ENVIRONMENT *(continued)*

### 3.8 Use of Resources

In light of finite earth's resources, the Group considers the conservation of natural resources through low-carbon practices as an indispensable component of our sustainable business. We have implemented various initiatives throughout our operations to keep on improving resource use efficiency, reducing and avoiding pollutant generation, while lowering our operating cost.

#### Water Consumption

The Group takes a cautious approach to water stewardship, seeking to maximize efficiency and reduce water consumption. We strive to engage all employees to develop a habit of conserving water consciously. Pantry is posted with environmental messages to remind employee the importance and urgency of water conservation. The utility facilities are maintained regularly for service to ensure that water seepage or leaking pipelines are replaced or repaired on a timely basis. The Group also seeks to reduce water usage wherever possible.

#### Packaging Material

Given our business nature, the Group does not have manufacturing facilities and does not consume significant amount of packaging materials by our operation. However, we encourage our suppliers packaging management to promote the simplification, reduction, reuse, degradation and recycling of auto parts packaging.

#### Environmental Performance

In accordance with the ESG Reporting Guide set out by HKEX, our environmental performance of "Energy and Resources Use" during the Period are tabulated below.

**Table 3-4: Energy and Resources Use**

	Unit	FY2022	FY2022 Intensity	FY2021	FY2021 Intensity
<b>Electricity</b>	kWh	<b>206,435</b>	<b>1,485.14</b>	153,465.84	795.16
<b>Purchased Gas</b>	kg	<b>6,660</b>	<b>47.91</b>	N/A	N/A
<b>Unleaded Petrol</b>	L	<b>13,488</b>	<b>97.03</b>	9,143	47.37
<b>Diesel</b>	L	<b>N/A</b>	<b>N/A</b>	N/A	N/A
<b>Paper</b>	kg	<b>340</b>	<b>2.45</b>	142	0.74
<b>Water</b>	m <sup>3</sup>	<b>N/A</b>	<b>N/A</b>	N/A	N/A
<b>Total Energy Consumption</b>	kWh	<b>429,713</b>	<b>3,091.46</b>	370,302	1,918.66

During the Period, there were no non-compliance cases reported in relation to use of resources within the Group.

# ENVIRONMENTAL, SOCIAL AND GOVERNANCE REPORT

## 4. PEOPLE

### 4.1 A Workplace for People

To have the best people in our business, we must be a workplace people choose to join, stay and grow. Despite the past few challenging years, we stay true to strengthen our sustainability approach with the attitude of “openness, equity, respect and inclusion”, the Group promises to provide all employees with equal opportunities and a broad career development platform, so as to enhance employees’ sense of belonging and enthusiasm and creativity.

Meanwhile, we continue to invest resources to absorb global talents with different backgrounds and support the development of employees, carry out cross-cultural communication and integration, and build a diversified talent team. We also made every effort to provide long-term employment opportunities for employees and local communities where we operate. The Group strictly abides by related labor laws and regulations and corresponding practices applicable to the places where it operates.

### 4.2 Employee Wellness Amid the Pandemic

The outbreak of the COVID-19 pandemic in early 2020 has brought exceptional challenges to the world, resulting in unprecedented public health measures across all geographies and massive business disruption at a scale never seen in our lifetime. While multiple industries are preparing to adapt to the “new normal”, the health and well-being of all our employees, as well as their families and friends, is our utmost priority in these challenging times.

Despite continued and unprecedented challenges this past year, we continue to ensure the safety and well-being of our employees, suppliers and support our stakeholders and communities in the battle to overcome the COVID-19 pandemic, capitalizing on our knowledge, experience and strengths. The Group has taken the precautionary hygiene measures at our workplaces to minimise the risk of transmission of COVID-19, so as to provide our employees with a safe and healthy working environment. We continue to monitor and assess the situation, keeping all employees posted.

The resolve, dedication, commitment and hard work of all employees to fight this unprecedented threat have led us successfully to navigate through disturbances together with our employees, suppliers, and local communities. We ensure to maintain our operations as smoothly and efficiently as possible during these exceptionally challenging times while putting our peoples’ wellness first.



# ENVIRONMENTAL, SOCIAL AND GOVERNANCE REPORT

## 4. PEOPLE *(continued)*

### 4.3 Occupational Health and Safety

The Group is committed to providing and maintaining a safe, healthy, and hygienic workplace for all employees, and all other persons likely to be affected by our operations and activities. Health and safety standards are given prime consideration in our operations, and regulatory compliance is strictly upheld. The goals of our Occupational Safety and Health ("OSH") policy are highlighted as below:

- Pursuit of a healthy, pleasant and safe workplace environment for our employees;
- Commitment of appropriate resources and leadership to the OSH management system;
- The OSH management system aims at identification, prevention and management of risks and hazards throughout the workplaces as well as follow-up actions for accidents or personal injuries;
- Zero tolerance of accidents and injuries;
- Promotion of a safety culture among employees;
- Review of the performance of various OSH measures, so that their effectiveness and reliability can be maintained;
- Compliance with applicable laws and regulations in relation to occupational safety and health.

To achieve the goals of our OSH policy, the following appropriate measures are adopted:

- Formulation of emergency response plans, risk assessment and accident investigation mechanism so as to ensure legal compliance with OSH;
- Organization of fire drills and emergency evacuation simulations to raise the employees' awareness of fire prevention and to equip employees with appropriate knowledge and skills in the event of emergency;
- Promotion of safety culture among employees;
- Organization of induction programs and safety training programs to new employees such that they can be familiar with our corporate policies in relation to health and safety matters as quickly as they can;
- Provision of OSH training sessions to employees according to their roles and responsibilities to ensure awareness of job hazards and conformity to safety practices with respect to OSH;
- Provision of job-related training to existing staff-members to strengthen their professional knowledge and skills in daily operations and safety matters;
- Training courses and measures are reviewed and regularly reported to the management by the safety officer; and
- Prohibition of smoking and abuse of alcohol and drugs in workplaces.

# ENVIRONMENTAL, SOCIAL AND GOVERNANCE REPORT

## 4. PEOPLE *(continued)*

### 4.3 Occupational Health and Safety *(continued)*

During the Period, the Group complied with the applicable laws and regulations in relation to safety and health of employees in the regions where we operated. During the Period, the Group did not record any accidents that resulted in death or serious physical injury. No material non-compliance with laws and regulations relevant to health and safety of employees were identified during the Period. Summary of work-related fatalities and injuries during the Period are shown in the table below.

**Table 4-2: Health and Safety Statistics**

	<b>Total Number in FY2022</b>	Total Number in FY2021	Total Number in FY2020
<b>No. of Work-Related Fatalities</b>	<b>0</b>	0	0
<b>Rate of Work-Related Fatalities</b>	<b>0</b>	0	0
<b>No. of Injuries at Work</b>	<b>0</b>	0	0
<b>Lost Days due to Injury at Work</b>	<b>0</b>	0	0

### 4.4 Talent Attraction and Retention

Considering that every employee has unique talents and the potential to become a driving force for our corporate development and long-term growth, the Group is committed to a people-oriented approach and the development of competencies of our employees while proactively managing our talent pipeline and career development for them.

The Group is determined to uphold an open, fair, just and reasonable recruitment and human resource policies, with respect to equal opportunities, diversity and anti-discrimination. We encourage differences and individuality in employees, with the philosophy that diversity can bring new ideas, dynamics and challenges to our operations. We discourage all forms of discrimination on gender, age, family status, sexual orientation, disability, race and religion. Our employment policy encourages hiring of talented people with physical or mental disabilities. We are committed to supporting our employees to maintain a family-friendly work environment because we respect their roles and responsibilities in their families. We strive to make sure employees and business partners comply with laws and regulations, follow ethical business practices and respect equal opportunity in employment. We bring in new recruits and equip them with necessary skill sets to develop a long-term rewarding career with us.

In order to attract and retain our employees, the Group offers competitive wages, medical insurance, maternity leave and other compensation to our employees. The Group decides the remunerations payable to its employee based on their duties, work experience and the prevailing market practices. Apart from basic remuneration, share options may be granted to eligible employees by reference to the performance of the Group and individual employees. We are committed to providing career development resources to our employees to further nurture their skills and capabilities that will contribute to our long-term sustainable growth.

During the Period, we strictly observed the applicable laws and regulations and follow our employment policies relating to recruitment and promotion, compensation and dismissal, working hours, rest periods, equal opportunity, diversity, anti-discrimination, and other benefits and welfare, by providing competitive remuneration package, including internal promotion opportunities and performance-based bonus, so as to recruit and retain experienced employees.

# ENVIRONMENTAL, SOCIAL AND GOVERNANCE REPORT

## 4. PEOPLE *(continued)*

### 4.5 Our Workforce

#### Hong Kong

In Hong Kong, the Group complied with the Labour Law of Hong Kong and relevant employment laws and regulations throughout the Period, including the Mandatory Provident Fund Schemes Ordinance by participating in the Mandatory Provident Fund retirement benefit scheme for our eligible employees, Minimum Wage Ordinance, Employment Ordinance and Employees' Compensation Ordinance by offering competitive wages, medical insurance, disability and invalidity coverage, maternity leave and other compensation to our employees.

#### Mainland China

In the PRC, we participated in welfare schemes concerning pension insurance, unemployment insurance, maternity insurance, occupational injury insurance and medical insurance in accordance with the local regulations including the Regulations on the Administration of Housing Provident Funds and the Social Insurance Law of the PRC.

#### Japan

In Japan, the Group during the Period participated in Employee's Pension Insurance scheme, accident insurance and medical insurance for eligible employee in accordance with the local regulations including the Labour Standards Law of Japan. We also observed with the Labour Contract Law during the Period.

#### Germany

In Germany, we complied with the employment law and regulations of Germany throughout the Period, including the Civil Code, General Equal Treatment Act, Part-Time and Limited Term Employment Act, Continuation of Remuneration Act, Minimum Wage Act, Protection Against Unfair Dismissal Act, Minimum Vacation Act for Employees, Works Constitution Act, Hours of Employment Act, Maternity Protection Act, Federal Parental Benefit and Parental Leave Act and Labour Court Act.

Table 4-3: Our Workforce

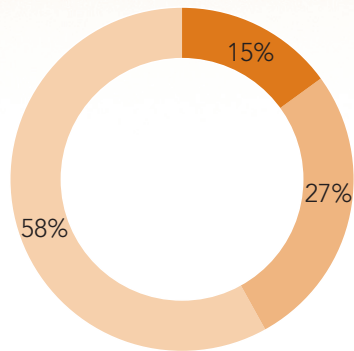
	FY2022
<b>Total Number of Full-Time Employees</b>	<b>139</b>
<b>Turnover Rate by Gender</b>	
Male	41.2%
Female	29.1%
<b>Turnover Rate by Age</b>	
Under 30 years old	72.9%
30–50 years old	22.0%
Over 50 years old	26.1%

# ENVIRONMENTAL, SOCIAL AND GOVERNANCE REPORT

## 4. PEOPLE (continued)

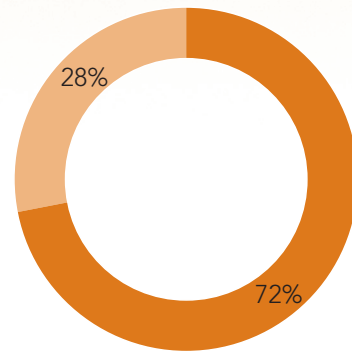
### 4.5 Our Workforce (continued)

Total Workforce by Employment Level as of 31 December 2022



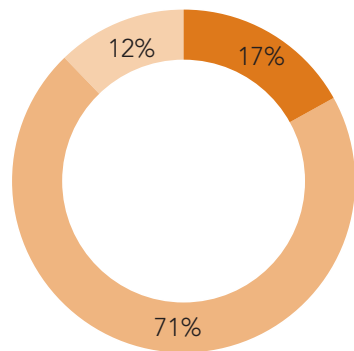
■ Senior ■ Middle ■ Junior

Total Workforce by Gender as of 31 December 2022



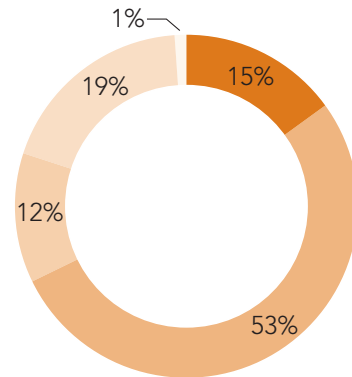
■ Male ■ Female

Total Workforce by Age Group as of 31 December 2022



■ Aged below 30 years old  
 ■ Aged between 30 and 50 years old  
 ■ Aged above 50 years old

Total Workforce by Region as of 31 December 2022



■ Hong Kong ■ Germany  
 ■ Japan ■ PRC  
 ■ UK

# ENVIRONMENTAL, SOCIAL AND GOVERNANCE REPORT

## 4. PEOPLE *(continued)*

### 4.6 Talent Development and Training

The Group envisions that empowering its people through development and training is the cornerstone of our success in the long-run. The Group listens and responds to our people, striving to create an environment of continuous learning, to facilitate development of careers and to provide knowledge and skills for better fulfilment of roles and responsibilities. Our training programmes are designed not only to enhance the sustainable development of the Group and to provide skillset required for the operation, but also for the benefit of society as a whole wherever possible.

During the Period, the Group organized a total of 389 hours of development and training. Each employee at all levels received, on average, 2.8 hours of development and training, including induction training, technical skills training, thematic courses such as anti-corruption, and pre-post training as summarized below.

**Table 4-4: Employee Training**

	Unit	FY2022
<b>Average hours of training received per employee</b>	hours	<b>2.8</b>
<b>Average hours of training per employee by ranking</b>		
<b>Senior Staff</b>	hours	<b>3.9</b>
<b>Middle Staff</b>	hours	<b>3.2</b>
<b>Junior Staff</b>	hours	<b>2.3</b>
<b>Average hours of training per employee by gender</b>		
<b>Male</b>	hours	<b>2.7</b>
<b>Female</b>	hours	<b>3.0</b>
<b>Percentage of employees trained by employment level</b>		
<b>Senior Staff</b>	%	<b>100</b>
<b>Middle Staff</b>	%	<b>92.1</b>
<b>Junior Staff</b>	%	<b>72.8</b>
<b>Percentage of employees trained by gender</b>		
<b>Male</b>	%	<b>81.0</b>
<b>Female</b>	%	<b>84.6</b>

We encourage directors and senior management to take part in professional training sessions and seminars with topics generally including occupational safety, corporate governance, business development and strategy in order for them to develop and refresh their knowledge and skills. We additionally provided the management with a series of thematic courses to strengthen and refresh their knowledge, leadership and management skills, covering various topics stipulated in different ordinances, rules and guidelines. Latest applicable laws, rules and regulations are circulated with employees and directors from time to time.



# ENVIRONMENTAL, SOCIAL AND GOVERNANCE REPORT

## 4. PEOPLE *(continued)*

### 4.6 Talent Development and Training *(continued)*

The Group pays full attention to the relevant regulatory changes and work closely with different departments to determine the continuous professional training required for relevant employees and directors to update their knowledge and skills to maintain their professional competence. Details of the development and training programs are summarized as below.

**Table 4-5: Development and Training Programs**

<b>Orientation Programs</b>	Orientation programs are organized for new joiners by introducing the history and corporate culture of the Group, as well as functions of respective departments, aiming at helping them adapt to the new work environment affirmatively and quickly
<b>Continuous Professional Training</b>	Continuous training is committed in different ways including internal training programs, comprehensive training for specific skill development, and courses for continuous professional development for relevant employees so as to ensure that they possess the appropriate qualities and skill-sets
<b>Thematic Training</b>	<p>Directors and senior management are encouraged to take part in professional thematic training and seminars including occupational safety, corporate governance, business development and strategy</p> <p>Employees from respective departments are encouraged to take part in thematic courses to strengthen and refresh their knowledge, management skills, including various topics stipulated in different ordinances, rules and guidelines such as the Securities and Futures Ordinance, Personal Data (Privacy) Ordinance, Main Board Listing Rules and Guidelines, compliance, anti-money laundering (“AML”), anti-corruption and Know-Your-Client</p>

### 4.7 Labour Standards

The Group strictly prohibits the employment of any child labour and forced labour in any form, being fully aware that exploitation of child and forced labour violates human rights and international labour conventions. All candidates applying to a position in the Group are required to present their identity documents for inspection and ascertaining their identities, ages and validity of employment status. Recruiters strictly review the entry documents including medical examination certificates, academic certificates and identity cards.

During the Period, the Group strictly complied with the relevant laws and regulations, including the Labour Law, the Protection of Minors and the Prohibition of Using Child Labour of the PRC and the Employment Ordinance of Hong Kong. In the event that any irregularities in ages, identities and/or validities of employment status is subsequently found, employment with all such concerned candidates will be immediately terminated, and the Group will report such incident to the relevant authorities as soon as practicable. No non-compliance case was noted in relation to labour standard laws and regulations reported during the Period.

# ENVIRONMENTAL, SOCIAL AND GOVERNANCE REPORT

## 5. OPERATING RESPONSIBLY

The demand for environmental, ethical compliance and sustainable development are increasingly pressing both globally and locally. In order to achieve our goal to be a responsible corporate in the Asia-Pacific region, we realize that we must operate in a sustainable fashion with a comprehensive ESG management approach. It is additionally essential for us to encourage all business partners to incorporate those sustainability practices and policies into their operation thoroughly in order to work together in our pursuit of sustainable development.

### 5.1 Innovation-Driven Development

The Group anticipates that innovation and technology strategies shall play a crucial role in our long-term business development. As such, we are determined to set ourselves in a good position to continuously and proactively introduce products, services and processes derived from high-tech oriented research and development, into our operation and business model wherever commercially feasible and appropriate.

### 5.2 Supply Chain Management

The Group understands that the supply chain management is always one of the key aspects of the Group's operation. Our sustainable supply chain includes adoption of environmentally conscious operations in logistics, environmentally responsible sourcing of raw material, due diligence of material and product procurement, distribution and inventory management.

We developed a vendor and supplier selection mechanism based on potential vendors' compliance with all applicable laws and regulations in relation to the safety, environment, forced labour, child labour and other social aspects. Products and services with environmentally friendly and socially responsible features will be given a higher technical score during our assessment process. To evaluate the performance of the selected suppliers as well as to minimize the environmental and social risks along the supply chain, regular assessments covering the professional qualification, services/products quality, financial status, integrity, and social responsibility will be conducted if deemed necessary. When the evaluation result of a supplier is not satisfactory, the supplier will be removed from the approved list.

Every supplier is required to comply with our code of practice, which prohibits offering of gifts, loans, hospitality, services or favor in an improper manner. In addition, the Group encourages our business partners to adopt the best environmental and social practices and to disseminate the pursuit of sustainability into the core business, through develop energy-saving and consumption-reducing policies. For example, we recommend the suppliers to be engaged with the strategy of sustainable transport and logistics solutions such as using online carbon calculator for route planning in order to reduce carbon footprint throughout their delivery process.

We believe that, through the above review process, we can minimize the potential environmental and social risks associated with the supply chain management. During the Period, the Group engaged 201 suppliers which are all geographically located in the region where we operated. No complaint was received from the suppliers and there was no disputed debts or unsettled debts and all the debts are settled on or before due dates or a latest date as mutually agreed.

During the Reporting Period, no material complaint was received from the suppliers and there were no material disputed debts or unsettled debts and the debts are settled as soon as practicable.

# ENVIRONMENTAL, SOCIAL AND GOVERNANCE REPORT

## 5. OPERATING RESPONSIBLY *(continued)*

### 5.3 Product and Service Responsibility

#### Commitment to Innovative Research and Development

We have assigned significant resources to research and development to maintain and strengthen our position as the leading solutions provider for cleaner, safer, smarter mobility options/technologies to build ecosystems that will connect people, goods and services for generations to come. We feature a world-class team with extensive human capital and proprietary property. With a proven track record, we have successfully executed high profile projects and applications globally. In the future, we will continue to optimize our multinational assets strategy to reduce costs and maximize resources utilization by focusing on high-value and highly competitive service platform for “future mobility”.

#### Quality Assurance

We are committed to the highest standards of services and products we deliver. The Group undertakes the defined quality assurance protocol to ensure products and services constantly meet customer requirements and legal and safety standards for its intended use and for circumstances of reasonably foreseeable misuse. We carry out regular assessment for each product type with respect to the aspects of environmental impact, health impact, safety and hazards associated with raw materials. We ensure that every product is correctly labelled with sufficient information and directions for use required by legislation and industry codes of practice.

We perform continuous and regular assessments of the product quality and review of opportunities for improvements and changes. In the event that parts are identified to be defective and a recall is necessary to be initiated, we will notify each client directly in a timely manner. Subject to the severity of the identified defect, (i) we may direct clients to the nearest authorized partner for repair and change of parts; (ii) we may send a “flying doctor” from our factory to clients for repair and change of parts, or (iii) we may assist clients to ship the car back to our factory for repair and change of parts. As part of our commitment to the highest quality of services and products, we are responsible for all expenses arising from the recall procedures for our clients.

During the Period, our operation in Hong Kong complied with relevant laws and regulations in relation to advertising, labelling and consumer protection, for instance, “Trade Description Ordinance” of Hong Kong, “Consumer Protection Law of the PRC”, “Advertising Law of the PRC”, and “Product Quality Law of the PRC”.

During the Period, the Group did not identify any material non-compliance of the laws and regulations related to the quality of products and services. There were no cases of product recall nor complaints received against our services due to health and safety issues during the Period.

**Table 5-1: Product Recalls and Complaints**

	FY2022
Percentage of complaints received about the products related to health and safety issues	N/A
Percentage of sold/shipped products recalled due to safety and health reasons	N/A

# ENVIRONMENTAL, SOCIAL AND GOVERNANCE REPORT

## 5. OPERATING RESPONSIBLY *(continued)*

### 5.4 Privacy Protection

The Group emphasizes the importance of protecting our clients' personal data against unauthorized access, use or loss and we adhere to the Personal Data (Privacy) Ordinance when collecting, processing and using clients' personal data. To safeguard clients' privacy, the Group takes practicable steps to ensure the clients' data are securely stored and the use of data is limited to or related to the original collection purpose. The Group respects privacy rights of its stakeholders with utmost importance.

The Group sets out data privacy requirements in our corporate policies, under which customer and supplier data would be used exclusively for matters relating to the Group's operation only. We strive to ensure all collected data kept is free of unauthorized or accidental access, processing, erasure or other use.

There were no non-compliance cases noted in relation to our data privacy and no material complaints received regarding our services that would have significant impact during the Period.

### 5.5 Anti-Corruption

The Group makes every effort to uphold a high standard of business ethics and prohibition of any forms of bribery and corrupt practices. The Group has developed a series of policies, compiled code-of-conduct and provided training with respect to anti-fraud and anti-bribery, which apply to all staff-members (including directors of the Company). In general, we require our employees to declare any conflict of interest, to avoid any possible such conflict with sub-contractors or suppliers, organizing seminars in relation to anti-corruption and avoidance of conflict of interest for our employees. We also encourage our business-related parties, including suppliers to observe those principles of the policies and to proactively report any suspected misconduct issues to the Group. Meanwhile, employees are encouraged to report any concern in relation to accounting controls and audit matters to the Audit Committee which will review each complaint and decide how the investigation should be conducted. No cases of anti-corruption were concluded whereas the Audit Committee identified no complaint from employees during the Period.

During the Period, the Group observed with related laws and regulations that have a significant impact on the Group relating to bribery, extortion, fraud and money laundering in the region where we operate.

### 5.6 Whistle-Blowing

In order to encourage our employees to report illegality, irregularity, malpractice, unethical acts or behaviors, inappropriate conducts or actions, which may damage the Group's interests, we established whistle-blowing policy and implement procedures for our employees to report improprieties via a confidential reporting channel to the extent that is made possible to all employees. The policy aims to encourage our employees to report behaviour that is not in line with the principles of ethics and the Group's policy such as events that are non-compliant with the Group's policy, laws, rules, regulations, general practice of financial reporting and internal control.

The Group is committed to addressing the "whistle-blowers" concerns in a fair and reasonable manner and to handling the reports with due care and conducting a comprehensive and independent investigation for each reasonably established report. All "whistle-blowers" who report in good faith are reasonably protected from retaliation or adverse consequence of their employment regardless of whether the allegation is substantiated.



# ENVIRONMENTAL, SOCIAL AND GOVERNANCE REPORT

## 5. OPERATING RESPONSIBLY *(continued)*

### 5.7 Protection of Intellectual Property Rights

The Group is committed to compliance with relevant laws and regulations in relation to intellectual property right (“IP rights”) by valuing and protecting its intellectual properties through patent fees and periodic trademark renewals. In order to prevent infringement and enhance copyright protection, a copyright compliance policy is in place covering the area of installation of computer software, making copies of copyright works or publication and use of internet information.

### 5.8 Customer Satisfaction

Realizing that our customer needs and expectations should be well addressed, the Group highly values the level of satisfaction of clients and their feedback. Regular communication channels and feedback systems, such as telephone hotline, emails, social media and websites, are in place to collect information on satisfaction and suggestions for improvement from our diverse portfolio of clients.

The Group consolidated and comprehensively analysed the customers’ feedback in order to identify the issues. Follow-up actions, including internal evaluation and modification of training programs for employees, will be taken to address the issues identified and to continuously improve our service delivered. Feedback will additionally be provided to the clients in a timely manner.

## 6. CONTRIBUTING TO OUR COMMUNITY

We believe the Group benefits from the overall social development and should give back to the society in return. We are actively committed to making a better society through our active involvement in the community and taking concrete actions, putting the best effort in helping the community and people in needs through community services and charitable donation programs. The contribution made by the Group mainly focused on community engagement and sponsorship programs.

During the Period, the Group participated in the meaningful Wise Giving Charitable Trust and made a sponsorship totaling HK\$157,500 to “Future Stars — Upward Mobility Scholarship 2022” in February 2022. Such scholarship program, launched by the Commission on Poverty and coordinated by the Hong Kong Council of Social Service, aimed to encourage youths who counter adversity with a positive attitude and demonstrate prominent progress in academic or other areas. The Group considers this kind of charitable event is a good fit for our sustainable development together with the community, as part of our community-care effort.

Going forward, the Group will continue to foster the culture of active participation in community engagement, encouraging our staff members to be actively engaged in voluntary services and join hands together to disseminate the spirit of services in the community where we all depend on.



# ENVIRONMENTAL, SOCIAL AND GOVERNANCE REPORT

## 7. HKEX ESG GUIDE CONTENT INDEX

Aspects, General Disclosures and KPIs	Description	Relevant sections in the ESG Report	Remarks
<b>A. ENVIRONMENTAL</b>			
<b>Aspect A1: Emissions</b>			
General Disclosure	Information on: <ul style="list-style-type: none"> <li>(a) the policies; and</li> <li>(b) compliance with relevant laws and regulations that have a significant impact on the issuer</li> </ul> relating to air and greenhouse gas emissions, discharges into water and land, and generation of hazardous and non-hazardous waste	Protecting the Environment	
KPI A1.1	Types of emissions and respective emissions data	Protecting the Environment	
KPI A1.2	Direct (Scope 1) and energy indirect (Scope 2) greenhouse gas emissions (in tonnes) and, where appropriate, intensity	Protecting the Environment	
KPI A1.3	Total hazardous waste produced (in tonnes) and, where appropriate, intensity	N/A	The Group has not identified any hazardous waste was produced in our core business
KPI A1.4	Total non-hazardous waste produced (in tonnes) and, where appropriate, intensity	Protecting the Environment	
KPI A1.5	Description of emissions target(s) set and steps taken to achieve them	Protecting the Environment	
KPI A1.6	Description of how hazardous and non-hazardous wastes are handled, and a description of reduction target(s) set and steps taken to achieve them	Protecting the Environment	

# ENVIRONMENTAL, SOCIAL AND GOVERNANCE REPORT

## 7. HKEX ESG GUIDE CONTENT INDEX *(continued)*

Aspects, General Disclosures and KPIs	Description	Relevant sections in the ESG Report	Remarks
<b>Aspect A2: Use of Resources</b>			
General Disclosure	Policies on efficient use of resources, including energy, water and other raw materials	Protecting the Environment	
KPI A2.1	Direct and/or indirect energy consumption by type (e.g. electricity, gas or oil) in total (kWh in '000s) and intensity	Protecting the Environment	
KPI A2.2	Water consumption in total and intensity	Protecting the Environment	
KPI A2.3	Description of energy use efficiency target(s) set and steps taken to achieve them	Protecting the Environment	
KPI A2.4	Description of whether there is any issue in sourcing water that is fit for purpose, water efficiency target(s) set and steps taken to achieve them.	N/A	Defined to be irrelevant to the Group's operation
KPI A2.5	Total packaging material used for finished products, and if applicable, with reference to per unit produced	N/A	Defined to be irrelevant to the Group's operation
<b>Aspect A3: The Environment and Natural Resources</b>			
General Disclosure	Policies on minimizing the issuer's significant impact on the environment and natural resources	Protecting the Environment	
KPI A3.1	Description of the significant impacts of activities on the environment and natural resources and the actions taken to manage them	Protecting the Environment	
<b>Aspect A4: Climate Change</b>			
General Disclosure	Policies on identification and mitigation of significant climate-related issues which have impacted, and those which may impact, the issuer	Protecting the Environment	
KPI A4.1	Description of the significant climate-related issues which have impacted, and those which may impact, the issuer, and the actions taken to manage them	Protecting the Environment	

# ENVIRONMENTAL, SOCIAL AND GOVERNANCE REPORT

## 7. HKEX ESG GUIDE CONTENT INDEX *(continued)*

Aspects, General Disclosures and KPIs	Description	Relevant sections in the ESG Report	Remarks
<b>B. SOCIAL</b>			
<b>Aspect B1: Employment</b>			
General Disclosure	Information on: <ul style="list-style-type: none"> <li>(a) the policies; and</li> <li>(b) compliance with relevant laws and regulations that have a significant impact on the issuer</li> </ul> relating to compensation and dismissal, recruitment and promotion, working hours, rest periods, equal opportunity, diversity, anti-discrimination, and other benefits and welfare	People	
KPI B1.1	Total workforce by gender, employment type, age group and geographical region	People	
KPI B1.2	Employee turnover rate by gender, age group and geographical region	People	
<b>Aspect B2: Health and Safety</b>			
General Disclosure	Information on: <ul style="list-style-type: none"> <li>(a) the policies; and</li> <li>(b) compliance with relevant laws and regulations that have a significant impact on the issuer</li> </ul> relating to providing a safe working environment and protecting employees from occupational hazards	People	
KPI B2.1	Number and rate of work-related fatalities occurred in each of the past three years including the reporting period	People	
KPI B2.2	Lost days due to work injury	People	
KPI B2.3	Description of occupational health and safety measures adopted, and how they are implemented and monitored	People	

# ENVIRONMENTAL, SOCIAL AND GOVERNANCE REPORT

## 7. HKEX ESG GUIDE CONTENT INDEX *(continued)*

Aspects, General Disclosures and KPIs	Description	Relevant sections in the ESG Report	Remarks
<b>Aspect B3: Development and Training</b>			
General Disclosure	Policies on improving employees' knowledge and skills for discharging duties at work. Description of training activities	People	
KPI B3.1	The percentage of employees trained by gender and employee category	People	
KPI B3.2	The average training hours completed per employee by gender and employee category	People	
<b>Aspect B4: Labour Standards</b>			
General Disclosure	Information on: <ul style="list-style-type: none"> <li>(a) the policies; and</li> <li>(b) compliance with relevant laws and regulations that have a significant impact on the issuer</li> </ul> relating to preventing child and forced labour	People	
KPI B4.1	Description of measures to review employment practices to avoid child and forced labour	People	
KPI B4.2	Description of steps taken to eliminate such practices when discovered	People	No such incidents were reported during the Period
<b>Aspect B5: Supply Chain Management</b>			
General Disclosure	Policies on managing environmental and social risks of the supply chain	Operating Responsibly	
KPI B5.1	Number of suppliers by geographical region	Operating Responsibly	
KPI B5.2	Description of practices relating to engaging suppliers, number of suppliers where the practices are being implemented, how they are implemented and monitored	Operating Responsibly	

# ENVIRONMENTAL, SOCIAL AND GOVERNANCE REPORT

## 7. HKEX ESG GUIDE CONTENT INDEX *(continued)*

Aspects, General Disclosures and KPIs	Description	Relevant sections in the ESG Report	Remarks
KPI B5.3	Description of practices used to identify environmental and social risks along the supply chain, and how they are implemented and monitored	Operating Responsibly	
KPI B5.4	Description of practices used to promote environmentally preferable products and services when selecting suppliers, and how they are implemented and monitored	Operating Responsibly	
<b>Aspect B6: Product Responsibility</b>			
General Disclosure	Information on: <ul style="list-style-type: none"> <li>(a) the policies; and</li> <li>(b) compliance with relevant laws and regulations that have a significant impact on the issuer</li> </ul> relating to health and safety, advertising, labelling and privacy matters relating to products and services provided and methods of redress	Operating Responsibly	
KPI B6.1	Percentage of total products sold or shipped subject to recalls for safety and health reasons	Operating Responsibly	Not applicable to the Group's core operation
KPI B6.2	Number of products and service-related complaints received and how they are dealt with	Operating Responsibly	No products and service-related complaints received during the Period
KPI B6.3	Description of practices relating to observing and protecting intellectual property rights	Operating Responsibly	
KPI B6.4	Description of quality assurance process and recall procedures	Operating Responsibly	
KPI B6.5	Description of consumer data protection and privacy policies, how they are implemented and monitored	Operating Responsibly	



# ENVIRONMENTAL, SOCIAL AND GOVERNANCE REPORT

## 7. HKEX ESG GUIDE CONTENT INDEX *(continued)*

Aspects, General Disclosures and KPIs	Description	Relevant sections in the ESG Report	Remarks
<b>Aspect B7: Anti-corruption</b>			
General Disclosure	Information on: <ul style="list-style-type: none"> <li>(a) the policies; and</li> <li>(b) compliance with relevant laws and regulations that have a significant impact on the issuer</li> </ul> relating to bribery, extortion, fraud and money laundering	Operating Responsibly	
KPI B7.1	Number of concluded legal cases regarding corrupt practices brought against the issuer or its employees during the reporting period and the outcomes of the cases	Operating Responsibly	No concluded legal cases regarding corrupt practices brought against the Group or its employees during the Period
KPI B7.2	Description of preventive measures and whistle-blowing procedures, and how they are implemented and monitored	Operating Responsibly	
KPI B7.3	Description of anti-corruption training provided to directors and staff	Operating Responsibly	
<b>Aspect B8: Community Investment</b>			
General Disclosure	Policies on community engagement to understand the needs of the communities where the issuer operates and to ensure its activities takes into consideration communities' interests	Contributing to our Community	
KPI B8.1	Focus areas of contribution	Contributing to our Community	
KPI B8.2	Resources contributed to the focus areas	Contributing to our Community	

# INDEPENDENT AUDITOR'S REPORT



## To the shareholders of Apollo Future Mobility Group Limited

(Incorporated in the Cayman Islands with limited liability)

### OPINION

We have audited the consolidated financial statements of Apollo Future Mobility Group Limited (the "Company") and its subsidiaries (the "Group") set out on pages 89 to 209, which comprise the consolidated statement of financial position as at 31 December 2022, and the consolidated statement of profit or loss, the consolidated statement of comprehensive income, the consolidated statement of changes in equity and the consolidated statement of cash flows for the fifteen months ended 31 December 2022, and notes to the consolidated financial statements, including a summary of significant accounting policies.

In our opinion, the consolidated financial statements give a true and fair view of the consolidated financial position of the Group as at 31 December 2022, and of its consolidated financial performance and its consolidated cash flows for the fifteen months ended 31 December 2022 in accordance with Hong Kong Financial Reporting Standards ("HKFRSs") issued by the Hong Kong Institute of Certified Public Accountants ("HKICPA") and have been properly prepared in compliance with the disclosure requirements of the Hong Kong Companies Ordinance.

### BASIS FOR OPINION

We conducted our audit in accordance with Hong Kong Standards on Auditing ("HKSA") issued by the HKICPA. Our responsibilities under those standards are further described in the *Auditor's responsibilities for the audit of the consolidated financial statements* section of our report. We are independent of the Group in accordance with the HKICPA's *Code of Ethics for Professional Accountants* (the "Code"), and we have fulfilled our other ethical responsibilities in accordance with the Code. We believe that the audit evidence we have obtained is sufficient and appropriate to provide a basis for our opinion.

### KEY AUDIT MATTERS

Key audit matters are those matters that, in our professional judgement, were of most significance in our audit of the consolidated financial statements of the current period. These matters were addressed in the context of our audit of the consolidated financial statements as a whole, and in forming our opinion thereon, and we do not provide a separate opinion on these matters. For each matter below, our description of how our audit addressed the matter is provided in that context.

We have fulfilled the responsibilities described in the *Auditor's responsibilities for the audit of the consolidated financial statements* section of our report, including in relation to these matters. Accordingly, our audit included the performance of procedures designed to respond to our assessment of the risks of material misstatement of the consolidated financial statements. The results of our audit procedures, including the procedures performed to address the matters below, provide the basis for our audit opinion on the accompanying consolidated financial statements.

# INDEPENDENT AUDITOR'S REPORT

## KEY AUDIT MATTERS *(continued)*

Key audit matter	How our audit addressed the key audit matter
<p><b><i>Impairment assessment of goodwill and other intangible assets with indefinite useful lives</i></b></p> <p>As at 31 December 2022, the Group had goodwill and other intangible assets with indefinite useful lives, representing trademarks (the "Intangible Assets"), acquired through business combinations allocated to mobility technology solutions cash-generating units ("CGUs") of the Group with net carrying amounts of approximately HK\$1,740,594,000 and HK\$157,632,000, respectively. Goodwill and the Intangible Assets are tested for impairment annually or more frequently if events or changes in circumstances indicate that their carrying amounts may be impaired.</p> <p>Impairment is determined by assessing the recoverable amounts of the respective CGUs to which the goodwill and the Intangible Assets relate and whether the recoverable amounts of the respective CGUs are less than their carrying amounts. For the period under review, the recoverable amounts of the respective CGUs have been determined based on the respective CGUs' fair value less costs of disposal using cash flow projections specific to each CGU and applying a discount rate which reflects specific risks relating to the CGU, with the assistance from certain independent professionally qualified valuers (the "external valuers").</p> <p>The impairment testing of goodwill and the Intangible Assets required management to make certain estimates and assumptions that would affect the reported amounts of goodwill and the Intangible Assets and related disclosures in the consolidated financial statements.</p> <p>We focused on this area due to the magnitude of the balances involved and the significant judgements and estimates required in determining the recoverable amounts of the relevant CGUs.</p> <p>The related disclosures are included in notes 2.4, 3, 18 and 19 to the consolidated financial statements.</p>	<p>We evaluated management's impairment assessment of goodwill and the Intangible Assets. The key audit procedures we performed on evaluating the methodologies, assumptions and estimates used in the impairment assessment included, inter alia, (i) assessing the historical accuracy of the prior year's assumptions and estimates made by management, as appropriate; (ii) obtaining an understanding of the current and expected future developments of the CGUs and factors that might affect key assumptions and estimates of the fair values or cash flow projections and discount rates applicable to the CGUs; (iii) evaluating the objectivity, capabilities and competence of the external valuers engaged by the Group; (iv) involving our internal valuation specialists to assist us in evaluating the methodologies used and certain key assumptions and estimates made by management and/or the external valuers, including, inter alia, the specific discount rate and long term growth rate of each relevant CGU, with reference to relevant historical/market information, and other information, assumptions and estimates for the assessment of fair value less costs of disposal; (v) evaluating management's assessment about reasonable possible changes in relevant key assumptions and estimates, as appropriate; and (vi) reviewing the related disclosures in the consolidated financial statements.</p>

# INDEPENDENT AUDITOR'S REPORT

## KEY AUDIT MATTERS *(continued)*

### Key audit matter

### How our audit addressed the key audit matter

#### **Valuation of financial assets at fair value through profit or loss**

As at 31 December 2022, the Group's financial assets at fair value through profit or loss (before share of loss of an associate) of approximately HK\$1,419,897,000 were categorised as Level 3 within the fair value hierarchy. For Level 3 valuation, the Group engaged certain independent professionally qualified valuers (the "external valuers") to apply valuation techniques to determine the fair values of the financial assets at fair value through profit or loss that are not quoted in active markets. These valuation techniques, in particular those that included significant unobservable inputs, involved subjective judgements, estimations and assumptions. The sensitivity of the assumptions used may have material impact on the valuation of these financial assets.

We focused on this area due to the magnitude of the balance involved and the significant accounting judgements and estimates required in determining the fair values of these financial assets.

The related disclosures are included in notes 2.4, 3, 22 and 45 to the consolidated financial statements.

With the assistance from our internal valuation specialists, we evaluated the valuation methodologies and assumptions adopted in the valuation of the financial assets at fair value through profit or loss that were categorised as Level 3 within the fair value hierarchy by (i) examining the terms of the financial instruments and the relevant agreements; and (ii) assessing the key parameters used, such as volatility, risk-free rate and discount rate, against available market information.

We evaluated the objectivity, capabilities and competence of the external valuers engaged by the Group.

We also reviewed the related disclosures in the consolidated financial statements.

# INDEPENDENT AUDITOR'S REPORT

## KEY AUDIT MATTERS *(continued)*

Key audit matter	How our audit addressed the key audit matter
<p><b><i>Impairment assessment of loans receivable</i></b></p> <p>As at 31 December 2022, the Group had outstanding loans receivable with a net carrying amount of approximately HK\$674,528,000, of which a net carrying amount of approximately HK\$472,491,000 was included in a disposal group classified as held for sale. Impairment losses recognised in the consolidated statement of profit or loss for the period in respect of the Group's loans receivable amounted to approximately HK\$38,848,000.</p> <p>The Group assessed the expected credit loss for each loan receivable by applying the probability of default approach under Hong Kong Financial Reporting Standard 9 <i>Financial Instruments</i> ("HKFRS 9"), with the assistance of certain independent professionally qualified valuers (the "external valuers"). Significant accounting judgements, estimates and assumptions are required in determining the expected credit losses of loans receivable.</p> <p>We focused on this area due to the magnitude of the balance involved and the significant accounting judgments and estimates required in assessing the loss allowance for impairment of loans receivable.</p> <p>The related disclosures are included in notes 2.4, 3 and 23 to the consolidated financial statements.</p>	<p>With the assistance of our internal specialists, we evaluated the reasonableness and appropriateness of the methodologies and assumptions adopted as well as information and parameters used in the Group's impairment assessment of loans receivable. Our key audit procedures performed included, inter alia, (i) examining background information and repayment capability of the loan debtors, such as available credit assessments and information regarding the creditability/financial strengths of the loan debtors; (ii) assessing the reasonableness and appropriateness of management's judgement on determining if a significant increase in credit risk has occurred or a loan receivable is credit-impaired and the basis for classification of exposures into the 3 stages as required by HKFRS 9 and examining supporting information to assess the appropriateness of the classification of exposures as at the end of the reporting period; (iii) testing the accuracy of key data sources and parameters applied in the expected credit loss computations by checking to appropriate supporting information and the relevant loan agreements; and (iv) assessing the reasonableness and appropriateness of the methodologies and assumptions adopted as well as information and parameters used by checking to applicable external data sources and other available information, taking into consideration the fair value of any collaterals and other relevant information, and the impact of forward looking factors.</p> <p>We evaluated the objectivity, capabilities and competence of the external valuers engaged by the Group.</p> <p>We also reviewed the related disclosures in the consolidated financial statements.</p>



## INDEPENDENT AUDITOR'S REPORT

### OTHER INFORMATION INCLUDED IN THE ANNUAL REPORT

The directors of the Company are responsible for the other information. The other information comprises the information included in the Annual Report, other than the consolidated financial statements and our auditor's report thereon.

Our opinion on the consolidated financial statements does not cover the other information and we do not express any form of assurance conclusion thereon.

In connection with our audit of the consolidated financial statements, our responsibility is to read the other information and, in doing so, consider whether the other information is materially inconsistent with the consolidated financial statements or our knowledge obtained in the audit or otherwise appears to be materially misstated. If, based on the work we have performed, we conclude that there is a material misstatement of this other information, we are required to report that fact. We have nothing to report in this regard.

### RESPONSIBILITIES OF THE DIRECTORS FOR THE CONSOLIDATED FINANCIAL STATEMENTS

The directors of the Company are responsible for the preparation of the consolidated financial statements that give a true and fair view in accordance with HKFRSs issued by the HKICPA and the disclosure requirements of the Hong Kong Companies Ordinance, and for such internal control as the directors determine is necessary to enable the preparation of consolidated financial statements that are free from material misstatement, whether due to fraud or error.

In preparing the consolidated financial statements, the directors of the Company are responsible for assessing the Group's ability to continue as a going concern, disclosing, as applicable, matters related to going concern and using the going concern basis of accounting unless the directors of the Company either intend to liquidate the Group or to cease operations or have no realistic alternative but to do so.

The directors of the Company are assisted by the Audit Committee in discharging their responsibilities for overseeing the Group's financial reporting process.

### AUDITOR'S RESPONSIBILITIES FOR THE AUDIT OF THE CONSOLIDATED FINANCIAL STATEMENTS

Our objectives are to obtain reasonable assurance about whether the consolidated financial statements as a whole are free from material misstatement, whether due to fraud or error, and to issue an auditor's report that includes our opinion. Our report is made solely to you, as a body, and for no other purpose. We do not assume responsibility towards or accept liability to any other person for the contents of this report.

Reasonable assurance is a high level of assurance, but is not a guarantee that an audit conducted in accordance with HKSAAs will always detect a material misstatement when it exists. Misstatements can arise from fraud or error and are considered material if, individually or in the aggregate, they could reasonably be expected to influence the economic decisions of users taken on the basis of these consolidated financial statements.

## INDEPENDENT AUDITOR'S REPORT

### AUDITOR'S RESPONSIBILITIES FOR THE AUDIT OF THE CONSOLIDATED FINANCIAL STATEMENTS *(continued)*

As part of an audit in accordance with HKSAAs, we exercise professional judgement and maintain professional scepticism throughout the audit. We also:

- Identify and assess the risks of material misstatement of the consolidated financial statements, whether due to fraud or error, design and perform audit procedures responsive to those risks, and obtain audit evidence that is sufficient and appropriate to provide a basis for our opinion. The risk of not detecting a material misstatement resulting from fraud is higher than for one resulting from error, as fraud may involve collusion, forgery, intentional omissions, misrepresentations, or the override of internal control.
- Obtain an understanding of internal control relevant to the audit in order to design audit procedures that are appropriate in the circumstances, but not for the purpose of expressing an opinion on the effectiveness of the Group's internal control.
- Evaluate the appropriateness of accounting policies used and the reasonableness of accounting estimates and related disclosures made by the directors.
- Conclude on the appropriateness of the directors' use of the going concern basis of accounting and, based on the audit evidence obtained, whether a material uncertainty exists related to events or conditions that may cast significant doubt on the Group's ability to continue as a going concern. If we conclude that a material uncertainty exists, we are required to draw attention in our auditor's report to the related disclosures in the consolidated financial statements or, if such disclosures are inadequate, to modify our opinion. Our conclusions are based on the audit evidence obtained up to the date of our auditor's report. However, future events or conditions may cause the Group to cease to continue as a going concern.
- Evaluate the overall presentation, structure and content of the consolidated financial statements, including the disclosures, and whether the consolidated financial statements represent the underlying transactions and events in a manner that achieves fair presentation.
- Obtain sufficient appropriate audit evidence regarding the financial information of the entities or business activities within the Group to express an opinion on the consolidated financial statements. We are responsible for the direction, supervision and performance of the group audit. We remain solely responsible for our audit opinion.

We communicate with the Audit Committee regarding, among other matters, the planned scope and timing of the audit and significant audit findings, including any significant deficiencies in internal control that we identify during our audit.

We also provide the Audit Committee with a statement that we have complied with relevant ethical requirements regarding independence and to communicate with them all relationships and other matters that may reasonably be thought to bear on our independence, and where applicable, actions taken to eliminate threats or safeguards applied.

## INDEPENDENT AUDITOR'S REPORT

### AUDITOR'S RESPONSIBILITIES FOR THE AUDIT OF THE CONSOLIDATED FINANCIAL STATEMENTS *(continued)*

From the matters communicated with the Audit Committee, we determine those matters that were of most significance in the audit of the consolidated financial statements of the current period and are therefore the key audit matters. We describe these matters in our auditor's report unless law or regulation precludes public disclosure about the matter or when, in extremely rare circumstances, we determine that a matter should not be communicated in our report because the adverse consequences of doing so would reasonably be expected to outweigh the public interest benefits of such communication.

The engagement partner on the audit resulting in this independent auditor's report is Wong Tsz Tat.

**Ernst & Young**  
*Certified Public Accountants*  
27/F, One Taikoo Place  
979 King's Road  
Quarry Bay, Hong Kong  
31 March 2023

# CONSOLIDATED STATEMENT OF PROFIT OR LOSS

For the fifteen months ended 31 December 2022

	Notes	Fifteen months ended 31 December 2022 HK\$'000	Year ended 30 September 2021 HK\$'000
<b>REVENUE</b>	5	<b>774,888</b>	528,559
Cost of sales		<b>(615,179)</b>	(397,051)
Gross profit		<b>159,709</b>	131,508
Other income	6	<b>25,042</b>	18,878
Other gains/(losses), net	7	<b>523,779</b>	(40,230)
Selling and distribution expenses		<b>(19,490)</b>	(42,937)
General and administrative expenses		<b>(275,340)</b>	(294,763)
Research and development costs		<b>(55,478)</b>	(77,811)
Other expenses		<b>–</b>	(1,124)
Finance costs	9	<b>(21,450)</b>	(6,823)
Share of profits and losses of:			
Joint venture		<b>(25,209)</b>	(2)
Associates		<b>(43,828)</b>	(42,905)
<b>PROFIT/(LOSS) BEFORE TAX</b>	8	<b>267,735</b>	(356,209)
Income tax expense	12	<b>(1,376)</b>	(3,144)
<b>PROFIT/(LOSS) FOR THE PERIOD/YEAR</b>		<b>266,359</b>	(359,353)
Attributable to:			
Owners of the Company		<b>263,459</b>	(349,589)
Non-controlling interests		<b>2,900</b>	(9,764)
		<b>266,359</b>	(359,353)
<b>EARNINGS/(LOSS) PER SHARE ATTRIBUTABLE TO ORDINARY EQUITY HOLDERS OF THE COMPANY</b>	14		
Basic		<b>HK3.09 cents</b>	HK(4.51) cents
Diluted		<b>HK1.82 cents</b>	HK(5.05) cents

# CONSOLIDATED STATEMENT OF COMPREHENSIVE INCOME

For the fifteen months ended 31 December 2022

	Note	Fifteen months ended 31 December 2022 HK\$'000	Year ended 30 September 2021 HK\$'000
<b>PROFIT/(LOSS) FOR THE PERIOD/YEAR</b>		<b>266,359</b>	(359,353)
<b>OTHER COMPREHENSIVE INCOME/(LOSS)</b>			
Other comprehensive income/(loss) that may be reclassified to profit or loss in subsequent periods:			
Exchange differences on translation of foreign operations		(207,739)	(61,697)
Reclassification adjustments for foreign operations disposed of during the period/year	38	457	3,676
		(207,282)	(58,021)
Share of other comprehensive income of a joint venture and an associate		7,052	2,070
<b>OTHER COMPREHENSIVE LOSS FOR THE PERIOD/YEAR</b>		<b>(200,230)</b>	(55,951)
<b>TOTAL COMPREHENSIVE INCOME/(LOSS) FOR THE PERIOD/YEAR</b>		<b>66,129</b>	(415,304)
Attributable to:			
Owners of the Company		63,181	(413,136)
Non-controlling interests		2,948	(2,168)
		<b>66,129</b>	(415,304)



# CONSOLIDATED STATEMENT OF FINANCIAL POSITION

As at 31 December 2022

	Notes	31 December 2022 HK\$'000	30 September 2021 HK\$'000
<b>NON-CURRENT ASSETS</b>			
Property, plant and equipment	15	79,237	103,323
Investment properties	16	12,387	12,825
Right-of-use assets	17(a)	56,893	100,696
Goodwill	18	1,740,594	2,146,526
Other intangible assets	19	251,959	296,559
Interest in a joint venture	20	6,808	379
Interest in an associate	21	–	–
Financial assets at fair value through profit or loss	22	1,415,199	1,010,742
Loans receivable	23	27,388	52,442
Deposits	24	2,544	7,675
Deferred tax assets	33	306	18,619
<b>Total non-current assets</b>		<b>3,593,315</b>	<b>3,749,786</b>
<b>CURRENT ASSETS</b>			
Inventories	25	90,605	173,352
Accounts receivable	26	39,443	54,183
Contract assets	27	–	2,684
Loans receivable	23	174,649	652,062
Prepayments, deposits and other receivables	24	312,914	294,392
Financial assets at fair value through profit or loss	22	–	1,011
Tax recoverable		203	4,140
Cash and cash equivalents	28	52,528	150,053
<b>Assets of disposal groups classified as held for sale</b>	39	<b>670,342</b> <b>670,172</b>	<b>1,331,877</b> <b>–</b>
<b>Total current assets</b>		<b>1,340,514</b>	<b>1,331,877</b>
<b>CURRENT LIABILITIES</b>			
Accounts payable	29	107,718	82,735
Other payables and accruals	30	172,357	312,651
Interest-bearing bank borrowings	31	74,113	105,371
Lease liabilities	17(b)	1,347	11,312
Contingent consideration payable	22	–	742,882
Convertible bonds	32	176,218	–
Tax payable		17,062	22,644
<b>Liabilities directly associated with the assets classified as held for sale</b>	39	<b>548,815</b> <b>70,075</b>	<b>1,277,595</b> <b>–</b>
<b>Total current liabilities</b>		<b>618,890</b>	<b>1,277,595</b>
<b>NET CURRENT ASSETS</b>		<b>721,624</b>	<b>54,282</b>
<b>TOTAL ASSETS LESS CURRENT LIABILITIES</b>		<b>4,314,939</b>	<b>3,804,068</b>

# CONSOLIDATED STATEMENT OF FINANCIAL POSITION *(continued)*

As at 31 December 2022

	Notes	31 December 2022 HK\$'000	30 September 2021 HK\$'000
<b>NON-CURRENT LIABILITIES</b>			
Other payables	30	–	10,808
Interest-bearing bank borrowings	31	14,063	17,343
Lease liabilities	17(b)	4,942	36,458
Contingent consideration payable	22	–	53,460
Deferred tax liabilities	33	35,148	46,417
<b>Total non-current liabilities</b>		<b>54,153</b>	164,486
<b>Net assets</b>		<b>4,260,786</b>	3,639,582
<b>EQUITY</b>			
<b>Equity attributable to owners of the Company</b>			
Issued capital	34	961,310	798,279
Reserves	36	3,314,137	2,860,418
		<b>4,275,447</b>	3,658,697
<b>Non-controlling interests</b>		<b>(14,661)</b>	(19,115)
<b>Total equity</b>		<b>4,260,786</b>	3,639,582

Mr. Ho King Fung, Eric  
Director

Mr. Joseph Lee  
Director

# CONSOLIDATED STATEMENT OF CHANGES IN EQUITY

For the fifteen months ended 31 December 2022

	Notes	Attributable to owners of the Company							Non-controlling interests	Total equity	
		Issued capital	Share premium account	Exchange fluctuation reserve	Reserve funds	Share option reserve	Other reserve	Accumulated losses			
		HK\$'000	HK\$'000	HK\$'000	HK\$'000	HK\$'000	HK\$'000	HK\$'000	HK\$'000	HK\$'000	
At 1 October 2020		717,019	5,912,183	64,388	953	83,937	11	(3,171,296)	3,607,195	126,197	3,733,392
Loss for the year		-	-	-	-	-	-	(349,589)	(349,589)	(9,764)	(359,353)
Other comprehensive income/(loss) for the year:											
Exchange differences on translation of foreign operations		-	-	(69,293)	-	-	-	-	(69,293)	7,596	(61,697)
Reclassification adjustments for foreign operations disposed of during the year	38	-	-	3,676	-	-	-	-	3,676	-	3,676
Share of other comprehensive income of an associate		-	-	2,070	-	-	-	-	2,070	-	2,070
Total comprehensive loss for the year		-	-	(63,547)	-	-	-	(349,589)	(413,136)	(2,168)	(415,304)
Acquisition of subsidiaries	37	-	-	-	-	-	-	-	-	435	435
Disposal of subsidiaries	38	-	-	-	(561)	-	-	561	-	(143,579)	(143,579)
Issue of shares	34	81,260	292,534	-	-	-	-	-	373,794	-	373,794
Share issue expenses		-	(16,022)	-	-	-	-	-	(16,022)	-	(16,022)
Equity-settled share option arrangements	35	-	-	-	-	106,866	-	-	106,866	-	106,866
Transfer of share option reserve upon the forfeiture of share options		-	-	-	-	(9,270)	-	9,270	-	-	-
At 30 September 2021		798,279	6,188,695	841	392	181,533	11	(3,511,054)	3,658,697	(19,115)	3,639,582

# CONSOLIDATED STATEMENT OF CHANGES IN EQUITY (continued)

For the fifteen months ended 31 December 2022

	Notes	Attributable to owners of the Company								Non-controlling interests	Total equity	
		Issued capital	Share premium account	Treasury shares	Exchange fluctuation reserve	Reserve funds	Share option reserve	Other reserve	Accumulated losses			Total
		HK\$'000	HK\$'000	HK\$'000	HK\$'000	HK\$'000	HK\$'000	HK\$'000	HK\$'000	HK\$'000	HK\$'000	
At 1 October 2021		798,279	6,188,695	-	841	392	181,533	11	(3,511,054)	3,658,697	(19,115)	3,639,582
Profit for the period		-	-	-	-	-	-	-	263,459	263,459	2,900	266,359
Other comprehensive income/(loss) for the period:												
Exchange differences on translation of foreign operations		-	-	-	(207,787)	-	-	-	-	(207,787)	48	(207,739)
Reclassification adjustment for a foreign operation disposed of during the period	38	-	-	-	457	-	-	-	-	457	-	457
Share of other comprehensive income of a joint venture and an associate		-	-	-	7,052	-	-	-	-	7,052	-	7,052
Total comprehensive income for the period		-	-	-	(200,278)	-	-	-	263,459	63,181	2,948	66,129
Deregistration of a subsidiary		-	-	-	-	-	-	-	(1,506)	(1,506)	1,506	-
Issue of shares	34	165,524	355,875	-	-	-	-	-	-	521,399	-	521,399
Shares repurchased	34	-	-	(8,002)	-	-	-	-	-	(8,002)	-	(8,002)
Cancellation of repurchased shares	34	(2,493)	(5,509)	8,002	-	-	-	-	-	-	-	-
Equity-settled share option arrangements	35	-	-	-	-	-	41,678	-	-	41,678	-	41,678
Transfer of share option reserve upon the forfeiture of share options		-	-	-	-	-	(51,817)	-	51,817	-	-	-
At 31 December 2022		961,310	6,539,061*	-*	(199,437)*	392*	171,394*	11*	(3,197,284)*	4,275,447	(14,661)	4,260,786

\* These reserve accounts comprise the consolidated reserves of HK\$3,314,137,000 (30 September 2021: HK\$2,860,418,000) in the consolidated statement of financial position.

# CONSOLIDATED STATEMENT OF CASH FLOWS

For the fifteen months ended 31 December 2022

	Notes	Fifteen months ended 31 December 2022 HK\$'000	Year ended 30 September 2021 HK\$'000
<b>CASH FLOWS FROM OPERATING ACTIVITIES</b>			
Profit/(loss) before tax		<b>267,735</b>	(356,209)
Adjustments for:			
Finance costs	9	<b>21,450</b>	6,823
Share of loss of a joint venture		<b>25,209</b>	2
Share of losses of associates		<b>43,828</b>	42,905
Bank interest income	6	<b>(357)</b>	(792)
Fair value losses/(gains) on investment properties	7	<b>(385)</b>	121
Fair value gains on financial assets at fair value through profit or loss, net	7	<b>(439,252)</b>	(21,885)
Fair value losses/(gains) on contingent consideration payables, net	7	<b>(274,943)</b>	56,008
Fair value losses on convertible bonds	7	<b>12,418</b>	–
Loss/(gain) on deregistration of a subsidiary	7	<b>9</b>	(46)
Loss/(gain) on disposal of subsidiaries	7	<b>4,249</b>	(35,840)
Gain on termination of leases	7	<b>(6)</b>	(48)
Impairment of goodwill	7	<b>107,824</b>	–
Impairment of accounts receivable, net	7	<b>(1,001)</b>	1,302
Impairment of loans receivable, net	7	<b>38,848</b>	12,547
Impairment of other receivables, net	7	<b>4,229</b>	25,554
Loss on disposal of items of property, plant and equipment, net	7	<b>1,441</b>	564
Depreciation of property, plant and equipment	8	<b>13,742</b>	12,660
Depreciation of right-of-use assets	8	<b>17,415</b>	9,293
Amortisation of other intangible assets	8	<b>24,671</b>	20,689
Write-down/(reversal of write-down) of inventories to net realisable value	8	<b>24,249</b>	(1,121)
Equity-settled share option expense	35	<b>41,678</b>	106,866
		<b>(66,949)</b>	(120,607)
Increase in inventories		<b>(20,548)</b>	(117,797)
Decrease/(increase) in accounts receivable		<b>3,455</b>	(81,353)
Increase in loans receivable		<b>(9,583)</b>	(11,461)
Increase in prepayments, deposits and other receivables		<b>(11,193)</b>	(64,636)
Increase in accounts payable		<b>144,850</b>	39,718
Increase/(decrease) in other payables and accruals		<b>(107,397)</b>	81,118
		<b>(67,365)</b>	(275,018)
Cash used in operations		<b>(67,365)</b>	(275,018)
Hong Kong profits tax refunded/(paid)		<b>694</b>	(5,985)
Overseas taxes refunded/(paid)		<b>1,667</b>	(724)
		<b>(65,004)</b>	(281,727)
Net cash flows used in operating activities		<b>(65,004)</b>	(281,727)



# CONSOLIDATED STATEMENT OF CASH FLOWS (continued)

For the fifteen months ended 31 December 2022

	Notes	Fifteen months ended 31 December 2022 HK\$'000	Year ended 30 September 2021 HK\$'000
<b>CASH FLOWS FROM INVESTING ACTIVITIES</b>			
Interest received		357	792
Purchases of/deposits paid for purchases of items of property, plant and equipment		(943)	(8,861)
Proceeds from disposal of items of property, plant and equipment		648	1,012
Additions to investment properties		–	(46,248)
Settlement from expropriation of investment properties		–	260,498
Additions to other intangible assets		(4,091)	(1,648)
Deposit paid for acquisition of a subsidiary		(130,000)	–
Acquisition of subsidiaries	37	–	(131,128)
Disposal of subsidiaries	38	(3,871)	(142,554)
Settlement of consideration receivable for disposal of subsidiaries		80,000	–
Investment in a joint venture		(33,464)	–
Proceed from deregistration of an associate		–	4,380
Proceed from disposal of a financial asset at fair value through profit or loss		–	20,000
Net cash flows used in investing activities		(91,364)	(43,757)
<b>CASH FLOWS FROM FINANCING ACTIVITIES</b>			
Proceeds from issue of shares	34	–	373,794
Share issue expenses		–	(16,022)
Shares repurchased	34	(8,002)	–
Proceeds from issue of convertible bonds		163,800	–
New bank borrowings	40(b)	93,818	89,657
Repayment of bank and other borrowings	40(b)	(118,978)	(137,139)
Principal portion of lease payments	40(b)	(15,807)	(8,744)
Interest paid		(21,450)	(6,823)
Net cash flows from financing activities		93,381	294,723
<b>NET DECREASE IN CASH AND CASH EQUIVALENTS</b>			
Cash and cash equivalents at beginning of period/year		150,053	184,541
Effect of foreign exchange rate changes, net		(5,750)	(3,727)
<b>CASH AND CASH EQUIVALENTS AT END OF PERIOD/YEAR</b>			
		81,316	150,053
<b>ANALYSIS OF BALANCES OF CASH AND CASH EQUIVALENTS</b>			
Cash and bank balances	28	37,863	145,237
Non-pledged time deposits with original maturity of less than three months when acquired	28	14,665	4,816
Cash and cash equivalents as stated in the statement of financial position		52,528	150,053
Cash and cash equivalents included in disposal groups classified as held for sale	39	28,788	–
Cash and cash equivalents as stated in the statement of cash flows		81,316	–

# NOTES TO THE CONSOLIDATED FINANCIAL STATEMENTS

31 December 2022

## 1. CORPORATE AND GROUP INFORMATION

Apollo Future Mobility Group Limited was incorporated in the Cayman Islands as an exempted company with limited liability. The address of the registered office of the Company is Cricket Square, Hutchins Drive, P.O. Box 2681, Grand Cayman, KY1-1111, Cayman Islands and its principal place of business in Hong Kong is located at Units 2001–2002, 20/F, Li Po Chun Chambers, 189 Des Voeux Road Central, Sheung Wan, Hong Kong.

During the period, the Company and its subsidiaries (collectively referred to as the “Group”) were involved in the following principal activities:

- designing, developing, manufacturing and sales of high performance hypercars and provision of mobility technology solutions;
- retailing and wholesale of jewellery products, watches and other commodities; and
- money lending.

### Information about subsidiaries

Particulars of the Company’s principal subsidiaries are as follows:

Name	Place of incorporation/ registration and business	Issued ordinary/ registered share capital	Percentage of equity attributable to the Company		Principal activities
			31 December 2022	30 September 2021	
Ming Fung Investment Holdings Limited (“Ming Fung Investment”)	British Virgin Islands (“BVI”)	US\$1,000	100	100	Investment holding
GLM Co., Ltd. (“GLM”)	Japan	Japanese Yen (“JPY”)100,000,000	88.56	88.56	Provision of mobility technology solutions
Sino Partner Global Limited (“Sino Partner”)	BVI	US\$23,299	86.06	86.06	Investment holding
Apollo Automobile Limited	England and Wales	£100	86.06	86.06	Holder of trademark
Apollo Automobil Limited	Hong Kong	HK\$10,000	86.06	86.06	Sales of high performance hypercars
Apollo Automobil GmbH	Germany	Euro (“EUR”)25,000	86.06	86.06	Design, development and manufacturing of high performance hypercars
Apollo Automobil Group Limited	England and Wales	£1	100	100	Provision of mobility technology solutions

# NOTES TO THE CONSOLIDATED FINANCIAL STATEMENTS

31 December 2022

## 1. CORPORATE AND GROUP INFORMATION *(continued)*

### Information about subsidiaries *(continued)*

Name	Place of incorporation/ registration and business	Issued ordinary/ registered share capital	Percentage of equity attributable to the Company		Principal activities
			31 December 2022	30 September 2021	
Ideenion Automobil AG ("Ideenion") (note (e))	Germany	EUR50,000	100	100	Provision of mobility technology solutions
Ideenion Design AG	Germany	EUR50,000	75	75	Provision of mobility technology solutions
Ideenion Electronic AG	Germany	EUR50,000	100	100	Provision of mobility technology solutions
Grand Destiny Venture Ltd. ("Grand Destiny")	BVI	US\$1	100	100	Investment holding
Global 3D Printing Ltd. ("Global 3D Printing")	Cayman Islands	US\$1	100	100	Investment holding
Shenzhen Qijingda Trading Company Limited (深圳市琪晶達貿易有限公司) (notes (b), (c) and (d))	People's Republic of China (the "PRC")/ Mainland China	Renminbi ("RMB")100,000,000	100	100	Retail and wholesale of jewellery products, watches and other commodities
Sinoforce Group Limited ("Sinoforce") (note (f))	BVI	US\$10,000	–	100	Investment holding
Swiss Mechanical Time (Hong Kong) Limited	Hong Kong	HK\$10,000	–	100	Wholesale of watches
Chance Achieve Limited	Hong Kong	HK\$1	100	100	Money lending
Raise Success Limited ("Raise Success")	Hong Kong	HK\$2	100	100	Money lending

# NOTES TO THE CONSOLIDATED FINANCIAL STATEMENTS

31 December 2022

## 1. CORPORATE AND GROUP INFORMATION *(continued)*

### Information about subsidiaries *(continued)*

Notes:

- (a) Except for Ming Fung Investment, Sino Partner, Ideenion, Raise Success, Grand Destiny, Global 3D Printing and the 85.52% (30 September 2021: 85.52%) equity interest in GLM which are directly held by the Company, all the above subsidiaries and the remaining 3.04% (30 September 2021: 3.04%) equity interest in GLM are indirectly held by the Company.
- (b) Limited liability companies established in the PRC
- (c) English names for identification only
- (d) Registered as a wholly-foreign-owned enterprise in the PRC
- (e) On 10 February 2021, the Group acquired 100% equity interest in Ideenion. Further details of this acquisition are included in note 37 to the financial statements.
- (f) On 14 June 2022, the Group disposed of its equity interest in Sinoforce. Further details of this disposal are included in note 38 to the financial statements.

The above table lists the subsidiaries of the Company which, in the opinion of the directors, principally affected the results for the period or formed a substantial portion of the net assets of the Group. To give details of other subsidiaries would, in the opinion of the directors, result in particulars of excessive length.

## 2.1 BASIS OF PREPARATION

Pursuant to a resolution of the Board passed on 22 August 2022, the Company's financial year end date was changed from 30 September to 31 December with effect from 22 August 2022. Accordingly, the financial statements of the Group for the current period cover a period of fifteen months from 1 October 2021 to 31 December 2022. The comparative amounts presented for the consolidated statement of profit or loss, the consolidated statement of comprehensive income, the consolidated statement of changes in equity, the consolidated statement of cash flows and related notes, which covered a period of twelve months from 1 October 2020 to 30 September 2021, are therefore not comparable with those of the current period.

These financial statements have been prepared in accordance with Hong Kong Financial Reporting Standards ("HKFRSs") (which include all Hong Kong Financial Reporting Standards, Hong Kong Accounting Standards ("HKASs") and Interpretations) issued by the Hong Kong Institute of Certified Public Accountants ("HKICPA"), accounting principles generally accepted in Hong Kong and the disclosure requirements of the Hong Kong Companies Ordinance. They have been prepared under the historical cost convention, except for investment properties, financial assets at fair value through profit or loss, contingent consideration payables and convertible bonds which have been measured at fair value. Disposal groups held for sale are stated at the lower of their carrying amounts and fair values less costs to sell. These financial statements are presented in Hong Kong dollars ("HK\$") and all values are rounded to the nearest thousand except when otherwise indicated.

# NOTES TO THE CONSOLIDATED FINANCIAL STATEMENTS

31 December 2022

## 2.1 BASIS OF PREPARATION *(continued)*

### Basis of consolidation

The consolidated financial statements include the financial statements of the Group for the fifteen months ended 31 December 2022. A subsidiary is an entity (including a structured entity), directly or indirectly, controlled by the Company. Control is achieved when the Group is exposed, or has rights, to variable returns from its involvement with the investee and has the ability to affect those returns through its power over the investee (i.e., existing rights that give the Group the current ability to direct the relevant activities of the investee).

Generally, there is a presumption that a majority of voting rights results in control. When the Company has, directly or indirectly, less than a majority of the voting or similar rights of an investee, the Group considers all relevant facts and circumstances in assessing whether it has power over an investee, including:

- (a) the contractual arrangement with the other vote holders of the investee;
- (b) rights arising from other contractual arrangements; and
- (c) the Group's voting rights and potential voting rights.

The financial statements of the subsidiaries are prepared for the same reporting period as the Company, using consistent accounting policies. The results of subsidiaries are consolidated from the date on which the Group obtains control, and continue to be consolidated until the date that such control ceases.

Profit or loss and each component of other comprehensive income are attributed to the owners of the parent of the Group and to the non-controlling interests, even if this results in the non-controlling interests having a deficit balance. All intra-group assets and liabilities, equity, income, expenses and cash flows relating to transactions between members of the Group are eliminated in full on consolidation.

The Group reassesses whether or not it controls an investee if facts and circumstances indicate that there are changes to one or more of the three elements of control described above. A change in the ownership interest of a subsidiary, without a loss of control, is accounted for as an equity transaction.

If the Group loses control over a subsidiary, it derecognises (i) the assets (including goodwill) and liabilities of the subsidiary, (ii) the carrying amount of any non-controlling interest and (iii) the cumulative translation differences recorded in equity; and recognises (i) the fair value of the consideration received, (ii) the fair value of any investment retained and (iii) any resulting surplus or deficit in profit or loss. The Group's share of components previously recognised in other comprehensive income is reclassified to profit or loss or retained profits/accumulated losses, as appropriate, on the same basis as would be required if the Group had directly disposed of the related assets or liabilities.



# NOTES TO THE CONSOLIDATED FINANCIAL STATEMENTS

31 December 2022

## 2.2 CHANGES IN ACCOUNTING POLICIES AND DISCLOSURES

The Group has adopted the following revised HKFRSs for the first time for the current period's financial statements.

Amendments to HKFRS 9, HKAS 39, HKFRS 7, HKFRS 4 and HKFRS 16      *Interest Rate Benchmark Reform — Phase 2*

The nature and the impact of the revised HKFRSs that are applicable to the Group are described below:

Amendments to HKFRS 9, HKAS 39, HKFRS 7, HKFRS 4 and HKFRS 16 address issues not dealt with in the previous amendments which affect financial reporting when an existing interest rate benchmark is replaced with an alternative risk-free rate ("RFR"). The amendments provide a practical expedient to allow the effective interest rate to be updated without adjusting the carrying amount of financial assets and liabilities when accounting for changes in the basis for determining the contractual cash flows of financial assets and liabilities, if the change is a direct consequence of the interest rate benchmark reform and the new basis for determining the contractual cash flows is economically equivalent to the previous basis immediately preceding the change. In addition, the amendments permit changes required by the interest rate benchmark reform to be made to hedge designations and hedge documentation without the hedging relationship being discontinued. Any gains or losses that could arise on transition are dealt with through the normal requirements of HKFRS 9 to measure and recognise hedge ineffectiveness. The amendments also provide a temporary relief to entities from having to meet the separately identifiable requirement when an RFR is designated as a risk component. The relief allows an entity, upon designation of the hedge, to assume that the separately identifiable requirement is met, provided the entity reasonably expects the RFR risk component to become separately identifiable within the next 24 months. Furthermore, the amendments require an entity to disclose additional information to enable users of financial statements to understand the effect of interest rate benchmark reform on an entity's financial instruments and risk management strategy. The amendments did not have any impact on the financial position and performance of the Group.

# NOTES TO THE CONSOLIDATED FINANCIAL STATEMENTS

31 December 2022

## 2.3 ISSUED BUT NOT YET EFFECTIVE HONG KONG FINANCIAL REPORTING STANDARDS

The Group has not applied the following new and revised HKFRSs, that have been issued but are not yet effective, in these financial statements.

Amendments to HKFRS 3	<i>Reference to the Conceptual Framework</i> <sup>1</sup>
Amendments to HKFRS 10 and HKAS 28 (2011)	<i>Sale or Contribution of Assets between an Investor and its Associate or Joint Venture</i> <sup>4</sup>
Amendments to HKFRS 16	<i>Lease Liability in a Sale and Leaseback</i> <sup>3</sup>
HKFRS 17	<i>Insurance Contracts</i> <sup>2</sup>
Amendments to HKFRS 17	<i>Insurance Contracts</i> <sup>2, 6</sup>
Amendment to HKFRS 17	<i>Initial Application of HKFRS 17 and HKFRS 9 — Comparative Information</i> <sup>7</sup>
Amendments to HKAS 1	<i>Classification of Liabilities as Current or Non-current (the “2020 Amendments”)</i> <sup>3, 5</sup>
Amendments to HKAS 1	<i>Non-current Liabilities with Covenants (the “2022 Amendments”)</i> <sup>3</sup>
Amendments to HKAS 1 and HKFRS Practice Statement 2	<i>Disclosure of Accounting Policies</i> <sup>2</sup>
Amendments to HKAS 8	<i>Definition of Accounting Estimates</i> <sup>2</sup>
Amendments to HKAS 12	<i>Deferred Tax related to Assets and Liabilities arising from a Single Transaction</i> <sup>2</sup>
Amendments to HKAS 16	<i>Property, Plant and Equipment: Proceeds before Intended Use</i> <sup>1</sup>
Amendments to HKAS 37	<i>Onerous Contracts — Cost of Fulfilling a Contract</i> <sup>1</sup>
<i>Annual Improvements to HKFRSs 2018–2020</i>	Amendments to HKFRS 1, HKFRS 9, Illustrative Examples accompanying HKFRS 16, and HKAS 41 <sup>1</sup>

<sup>1</sup> Effective for annual periods beginning on or after 1 January 2022

<sup>2</sup> Effective for annual periods beginning on or after 1 January 2023

<sup>3</sup> Effective for annual periods beginning on or after 1 January 2024

<sup>4</sup> No mandatory effective date yet determined but available for adoption

<sup>5</sup> As a consequence of the 2022 Amendments, the effective date of the 2020 Amendments was deferred to annual periods beginning on or after 1 January 2024. In addition, as a consequence of the 2020 Amendments and 2022 Amendments, Hong Kong Interpretation 5 *Presentation of Financial Statements — Classification by the Borrower of a Term Loan that Contains a Repayment on Demand Clause* was revised to align the corresponding wording with no change in conclusion

<sup>6</sup> As a consequence of the amendments to HKFRS 17 issued in October 2020, HKFRS 4 was amended to extend the temporary exemption that permits insurers to apply HKAS 39 rather than HKFRS 9 for annual periods beginning before 1 January 2023

<sup>7</sup> An entity that chooses to apply the transition option relating to the classification overlay set out in this amendment shall apply it on initial application of HKFRS 17

Further information about those HKFRSs that are expected to be applicable to the Group is described below.

Amendments to HKFRS 3 are intended to replace a reference to the previous *Framework for the Preparation and Presentation of Financial Statements* with a reference to the *Conceptual Framework for Financial Reporting* (the “Conceptual Framework”) issued in June 2018 without significantly changing its requirements. The amendments also add to HKFRS 3 an exception to its recognition principle for an entity to refer to the Conceptual Framework to determine what constitutes an asset or a liability. The exception specifies that, for liabilities and contingent liabilities that would be within the scope of HKAS 37 or HK(IFRIC)-Int 21 if they were incurred separately rather than assumed in a business combination, an entity applying HKFRS 3 should refer to HKAS 37 or HK(IFRIC)-Int 21 respectively instead of the Conceptual Framework. Furthermore, the amendments clarify that contingent assets do not qualify for recognition at the acquisition date. The Group expects to adopt the amendments prospectively from 1 January 2023. Since the amendments apply prospectively to business combinations for which the acquisition date is on or after the date of first application, the Group will not be affected by these amendments on the date of transition.

# NOTES TO THE CONSOLIDATED FINANCIAL STATEMENTS

31 December 2022

## 2.3 ISSUED BUT NOT YET EFFECTIVE HONG KONG FINANCIAL REPORTING STANDARDS (continued)

Amendments to HKFRS 10 and HKAS 28 (2011) address an inconsistency between the requirements in HKFRS 10 and in HKAS 28 (2011) in dealing with the sale or contribution of assets between an investor and its associate or joint venture. The amendments require a full recognition of a gain or loss resulting from a downstream transaction when the sale or contribution of assets between an investor and its associate or joint venture constitutes a business. For a transaction involving assets that do not constitute a business, a gain or loss resulting from the transaction is recognised in the investor's profit or loss only to the extent of the unrelated investor's interest in that associate or joint venture. The amendments are to be applied prospectively. The previous mandatory effective date of amendments to HKFRS 10 and HKAS 28 (2011) was removed by the HKICPA in January 2016 and a new mandatory effective date will be determined after the completion of a broader review of accounting for associates and joint ventures. However, the amendments are available for adoption now.

Amendments to HKFRS 16 specify the requirements that a seller-lessee uses in measuring the lease liability arising in a sale and leaseback transaction to ensure the seller-lessee does not recognise any amount of the gain or loss that relates to the right of use it retains. The amendments are effective for annual periods beginning on or after 1 January 2024 and shall be applied retrospectively to sale and leaseback transactions entered into after the date of initial application of HKFRS 16 (i.e., 1 January 2019). Earlier application is permitted. The amendments are not expected to have any significant impact on the Group's financial statements.

Amendments to HKAS 1 *Classification of Liabilities as Current or Non-current* clarify the requirements for classifying liabilities as current or non-current, in particular the determination over whether an entity has a right to defer settlement of the liabilities for at least 12 months after the reporting period. Classification of a liability is unaffected by the likelihood that the entity will exercise its right to defer settlement of the liability. The amendments also clarify the situations that are considered a settlement of a liability. In 2022, the HKICPA issued the 2022 Amendments to further clarify that, among covenants of a liability arising from a loan arrangement, only those with which an entity must comply on or before the reporting date affect the classification of that liability as current or non-current. In addition, the 2022 Amendments require additional disclosures by an entity that classifies liabilities arising from loan arrangements as non-current when it has a right to defer settlement of those liabilities that are subject to the entity complying with future covenants within 12 months after the reporting period. The amendments are effective for annual periods beginning on or after 1 January 2024 and shall be applied retrospectively. Earlier application is permitted. An entity that applies the 2020 Amendments early is required to apply simultaneously the 2022 Amendments, and vice versa. The Group is currently assessing the impact of the amendments and whether existing loan agreements may require revision. Based on a preliminary assessment, the amendments are not expected to have any significant impact on the Group's financial statements.

Amendments to HKAS 1 *Disclosure of Accounting Policies* require entities to disclose their material accounting policy information rather than their significant accounting policies. Accounting policy information is material if, when considered together with other information included in an entity's financial statements, it can reasonably be expected to influence decisions that the primary users of general purpose financial statements make on the basis of those financial statements. Amendments to HKFRS Practice Statement 2 provide non-mandatory guidance on how to apply the concept of materiality to accounting policy disclosures. Amendments to HKAS 1 are effective for annual periods beginning on or after 1 January 2023 and earlier application is permitted. Since the guidance provided in the amendments to HKFRS Practice Statement 2 is non-mandatory, an effective date for these amendments is not necessary. The Group is currently revisiting the accounting policy disclosures to ensure consistency with the amendments.

# NOTES TO THE CONSOLIDATED FINANCIAL STATEMENTS

31 December 2022

## 2.3 ISSUED BUT NOT YET EFFECTIVE HONG KONG FINANCIAL REPORTING STANDARDS *(continued)*

Amendments to HKAS 8 clarify the distinction between changes in accounting estimates and changes in accounting policies. Accounting estimates are defined as monetary amounts in financial statements that are subject to measurement uncertainty. The amendments also clarify how entities use measurement techniques and inputs to develop accounting estimates. The amendments are effective for annual reporting periods beginning on or after 1 January 2023 and apply to changes in accounting policies and changes in accounting estimates that occur on or after the start of that period. Earlier application is permitted. The amendments are not expected to have any significant impact on the Group's financial statements.

Amendments to HKAS 12 narrow the scope of the initial recognition exception in HKAS 12 so that it no longer applies to transactions that give rise to equal taxable and deductible temporary differences, such as leases and decommissioning obligations. Therefore, entities are required to recognise a deferred tax asset (provided that sufficient taxable profit is available) and a deferred tax liability for temporary differences arising from these transactions. The amendments are effective for annual reporting periods beginning on or after 1 January 2023 and shall be applied to transactions related to leases and decommissioning obligations at the beginning of the earliest comparative period presented, with any cumulative effect recognised as an adjustment to the opening balance of retained profits or other component of equity as appropriate at that date. In addition, the amendments shall be applied prospectively to transactions other than leases and decommissioning obligations. Earlier application is permitted. The amendments are not expected to have any significant impact on the Group's financial statements.

Amendments to HKAS 16 prohibit an entity from deducting from the cost of an item of property, plant and equipment any proceeds from selling items produced while bringing that asset to the location and condition necessary for it to be capable of operating in the manner intended by management. Instead, an entity recognises the proceeds from selling any such items, and the cost of those items as determined by HKAS 2 *Inventories*, in profit or loss. The amendments are effective for annual periods beginning on or after 1 January 2022 and shall be applied retrospectively only to items of property, plant and equipment made available for use on or after the beginning of the earliest period presented in the financial statements in which the entity first applies the amendments. Earlier application is permitted. The amendments are not expected to have any significant impact on the Group's financial statements.

Amendments to HKAS 37 clarify that for the purpose of assessing whether a contract is onerous under HKAS 37, the cost of fulfilling the contract comprises the costs that relate directly to the contract. Costs that relate directly to a contract include both the incremental costs of fulfilling that contract (e.g., direct labour and materials) and an allocation of other costs that relate directly to fulfilling that contract (e.g., an allocation of the depreciation charge for an item of property, plant and equipment used in fulfilling the contract as well as contract management and supervision costs). General and administrative costs do not relate directly to a contract and are excluded unless they are explicitly chargeable to the counterparty under the contract. The amendments are effective for annual periods beginning on or after 1 January 2022 and shall be applied to contracts for which an entity has not yet fulfilled all its obligations at the beginning of the annual reporting period in which it first applies the amendments. Earlier application is permitted. Any cumulative effect of initially applying the amendments shall be recognised as an adjustment to the opening equity at the date of initial application without restating the comparative information. The amendments are not expected to have any significant impact on the Group's financial statements.



# NOTES TO THE CONSOLIDATED FINANCIAL STATEMENTS

31 December 2022

## 2.3 ISSUED BUT NOT YET EFFECTIVE HONG KONG FINANCIAL REPORTING STANDARDS

(continued)

*Annual Improvements to HKFRSs 2018–2020* sets out amendments to HKFRS 1, HKFRS 9, Illustrative Examples accompanying HKFRS 16, and HKAS 41. Details of the amendment that is expected to be applicable to the Group are as follows:

- *HKFRS 9 Financial Instruments*: clarifies the fees that an entity includes when assessing whether the terms of a new or modified financial liability are substantially different from the terms of the original financial liability. These fees include only those paid or received between the borrower and the lender, including fees paid or received by either the borrower or lender on the other's behalf. An entity applies the amendment to financial liabilities that are modified or exchanged on or after the beginning of the annual reporting period in which the entity first applies the amendment. The amendment is effective for annual periods beginning on or after 1 January 2022. Earlier application is permitted. The amendment is not expected to have a significant impact on the Group's financial statements.

## 2.4 SUMMARY OF SIGNIFICANT ACCOUNTING POLICIES

### Investments in associates and a joint venture

An associate is an entity in which the Group has a long term interest of generally not less than 20% of the equity voting rights and over which it is in a position to exercise significant influence. Significant influence is the power to participate in the financial and operating policy decisions of the investee, but is not control or joint control over those policies.

A joint venture is a type of joint arrangement whereby the parties that have joint control of the arrangement have rights to the net assets of the joint venture. Joint control is the contractually agreed sharing of control of an arrangement, which exists only when decisions about the relevant activities require the unanimous consent of the parties sharing control.

The Group's investments in associates and a joint venture are stated in the consolidated statement of financial position at the Group's share of net assets under the equity method of accounting, less any impairment losses. Adjustments are made to bring into line any dissimilar accounting policies that may exist. The Group's share of the post-acquisition results and other comprehensive income of associates and joint venture is included in the consolidated statement of profit or loss and consolidated other comprehensive income, respectively. In addition, when there has been a change recognised directly in the equity of the associates or joint venture, the Group recognises its share of any changes, when applicable, in the consolidated statement of changes in equity. Unrealised gains and losses resulting from transactions between the Group and its associates or joint venture are eliminated to the extent of the Group's investments in the associates or joint venture, except where unrealised losses provide evidence of an impairment of the assets transferred. Goodwill arising from the acquisition of associates or joint venture is included as part of the Group's investments in associates or a joint venture.



# NOTES TO THE CONSOLIDATED FINANCIAL STATEMENTS

31 December 2022

## 2.4 SUMMARY OF SIGNIFICANT ACCOUNTING POLICIES *(continued)*

### **Investments in associates and a joint venture** *(continued)*

If an investment in an associate becomes an investment in a joint venture or vice versa, the retained interest is not remeasured. Instead, the investment continues to be accounted for under the equity method. In all other cases, upon loss of significant influence over the associate or joint control over the joint venture, the Group measures and recognises any retained investment at its fair value. Any difference between the carrying amount of the associate or joint venture upon loss of significant influence or joint control and the fair value of the retained investment and proceeds from disposal is recognised in profit or loss.

### **Business combinations and goodwill**

Business combinations are accounted for using the acquisition method. The consideration transferred is measured at the acquisition date fair value which is the sum of the acquisition date fair values of assets transferred by the Group, liabilities assumed by the Group to the former owners of the acquiree and the equity interests issued by the Group in exchange for control of the acquiree. For each business combination, the Group elects whether to measure the non-controlling interests in the acquiree that are present ownership interests and entitle their holders to a proportionate share of net assets in the event of liquidation at fair value or at the proportionate share of the acquiree's identifiable net assets. All other components of non-controlling interests are measured at fair value. Acquisition-related costs are expensed as incurred.

The Group determines that it has acquired a business when the acquired set of activities and assets includes an input and a substantive process that together significantly contribute to the ability to create outputs.

When the Group acquires a business, it assesses the financial assets and liabilities assumed for appropriate classification and designation in accordance with the contractual terms, economic circumstances and pertinent conditions as at the acquisition date. This includes the separation of embedded derivatives in host contracts of the acquiree.

If the business combination is achieved in stages, the previously held equity interest is remeasured at its acquisition date fair value and any resulting gain or loss is recognised in profit or loss.

Any contingent consideration to be transferred by the acquirer is recognised at fair value at the acquisition date. Contingent consideration classified as an asset or liability is measured at fair value with changes in fair value recognised in profit or loss. Contingent consideration that is classified as equity is not remeasured and subsequent settlement is accounted for within equity.

Goodwill is initially measured at cost, being the excess of the aggregate of the consideration transferred, the amount recognised for non-controlling interests and any fair value of the Group's previously held equity interests in the acquiree over the identifiable assets acquired and liabilities assumed. If the sum of this consideration and other items is lower than the fair value of the net assets acquired, the difference is, after reassessment, recognised in profit or loss as a gain on bargain purchase.

# NOTES TO THE CONSOLIDATED FINANCIAL STATEMENTS

31 December 2022

## 2.4 SUMMARY OF SIGNIFICANT ACCOUNTING POLICIES *(continued)*

### **Business combinations and goodwill** *(continued)*

After initial recognition, goodwill is measured at cost less any accumulated impairment losses. Goodwill is tested for impairment annually or more frequently if events or changes in circumstances indicate that the carrying value may be impaired. The Group performs its annual impairment test of goodwill as at 31 December. For the purpose of impairment testing, goodwill acquired in a business combination is, from the acquisition date, allocated to each of the Group's cash-generating units, or groups of cash-generating units, that are expected to benefit from the synergies of the combination, irrespective of whether other assets or liabilities of the Group are assigned to those units or groups of units.

Impairment is determined by assessing the recoverable amount of the cash-generating unit (group of cash-generating units) to which the goodwill relates. Where the recoverable amount of the cash-generating unit (group of cash-generating units) is less than the carrying amount, an impairment loss is recognised. An impairment loss recognised for goodwill is not reversed in a subsequent period.

Where goodwill has been allocated to a cash-generating unit (or group of cash-generating units) and part of the operation within that unit is disposed of, the goodwill associated with the operation disposed of is included in the carrying amount of the operation when determining the gain or loss on the disposal. Goodwill disposed of in these circumstances is measured based on the relative value of the operation disposed of and the portion of the cash-generating unit retained.

### **Fair value measurement**

The Group measures its investment properties, financial assets at fair value through profit or loss, contingent consideration payables and convertible bonds at fair value at the end of each reporting period. Fair value is the price that would be received to sell an asset or paid to transfer a liability in an orderly transaction between market participants at the measurement date. The fair value measurement is based on the presumption that the transaction to sell the asset or transfer the liability takes place either in the principal market for the asset or liability, or in the absence of a principal market, in the most advantageous market for the asset or liability. The principal or the most advantageous market must be accessible by the Group. The fair value of an asset or a liability is measured using the assumptions that market participants would use when pricing the asset or liability, assuming that market participants act in their economic best interest.

A fair value measurement of a non-financial asset takes into account a market participant's ability to generate economic benefits by using the asset in its highest and best use or by selling it to another market participant that would use the asset in its highest and best use.

The Group uses valuation techniques that are appropriate in the circumstances and for which sufficient data are available to measure fair value, maximising the use of relevant observable inputs and minimising the use of unobservable inputs.

# NOTES TO THE CONSOLIDATED FINANCIAL STATEMENTS

31 December 2022

## 2.4 SUMMARY OF SIGNIFICANT ACCOUNTING POLICIES *(continued)*

### **Fair value measurement** *(continued)*

All assets and liabilities for which fair value is measured or disclosed in the financial statements are categorised within the fair value hierarchy, described as follows, based on the lowest level input that is significant to the fair value measurement as a whole:

- Level 1 — based on quoted prices (unadjusted) in active markets for identical assets or liabilities
- Level 2 — based on valuation techniques for which the lowest level input that is significant to the fair value measurement is observable, either directly or indirectly
- Level 3 — based on valuation techniques for which the lowest level input that is significant to the fair value measurement is unobservable

For assets and liabilities that are recognised in the financial statements on a recurring basis, the Group determines whether transfers have occurred between levels in the hierarchy by reassessing categorisation (based on the lowest level input that is significant to the fair value measurement as a whole) at the end of each reporting period.

### **Impairment of non-financial assets**

Where an indication of impairment exists, or when annual impairment testing for an asset is required (other than inventories, contract assets, deferred tax assets, financial assets, investment properties and disposal groups classified as held for sale), the asset's recoverable amount is estimated. An asset's recoverable amount is the higher of the asset's or cash-generating unit's value in use and its fair value less costs of disposal, and is determined for an individual asset, unless the asset does not generate cash inflows that are largely independent of those from other assets or groups of assets, in which case the recoverable amount is determined for the cash-generating unit to which the asset belongs. In testing a cash-generating unit for impairment, a portion of the carrying amount of a corporate asset is allocated to an individual cash-generating unit if it can be allocated on a reasonable and consistent basis or, otherwise, to the smallest group of cash-generating units.

An impairment loss is recognised only if the carrying amount of an asset exceeds its recoverable amount. In assessing value in use, the estimated future cash flows are discounted to their present value using a pre-tax discount rate that reflects current market assessments of the time value of money and the risks specific to the asset. An impairment loss is charged to the statement of profit or loss in the period in which it arises.

An assessment is made at the end of each reporting period as to whether there is an indication that previously recognised impairment losses may no longer exist or may have decreased. If such an indication exists, the recoverable amount is estimated. A previously recognised impairment loss of an asset other than goodwill is reversed only if there has been a change in the estimates used to determine the recoverable amount of that asset, but not to an amount higher than the carrying amount that would have been determined (net of any depreciation/ amortisation) had no impairment loss been recognised for the asset in prior years. A reversal of such an impairment loss is credited to the statement of profit or loss in the period in which it arises.

# NOTES TO THE CONSOLIDATED FINANCIAL STATEMENTS

31 December 2022

## 2.4 SUMMARY OF SIGNIFICANT ACCOUNTING POLICIES *(continued)*

### Related parties

A party is considered to be related to the Group if:

- (a) the party is a person or a close member of that person's family and that person
  - (i) has control or joint control over the Group;
  - (ii) has significant influence over the Group; or
  - (iii) is a member of the key management personnel of the Group or of a parent of the Group;

or

- (b) the party is an entity where any of the following conditions applies:
  - (i) the entity and the Group are members of the same group;
  - (ii) one entity is an associate or joint venture of the other entity (or of a parent, subsidiary or fellow subsidiary of the other entity);
  - (iii) the entity and the Group are joint ventures of the same third party;
  - (iv) one entity is a joint venture of a third entity and the other entity is an associate of the third entity;
  - (v) the entity is a post-employment benefit plan for the benefit of employees of either the Group or an entity related to the Group;
  - (vi) the entity is controlled or jointly controlled by a person identified in (a);
  - (vii) a person identified in (a)(i) has significant influence over the entity or is a member of the key management personnel of the entity (or of a parent of the entity); and
  - (viii) the entity, or any member of a group of which it is a part, provides key management personnel services to the Group or to the parent of the Group.

# NOTES TO THE CONSOLIDATED FINANCIAL STATEMENTS

31 December 2022

## 2.4 SUMMARY OF SIGNIFICANT ACCOUNTING POLICIES *(continued)*

### Property, plant and equipment and depreciation

Property, plant and equipment are stated at cost less accumulated depreciation and any impairment losses. When an item of property, plant and equipment is part of a disposal group classified as held for sale, it is not depreciated and is accounted for in accordance with HKFRS 5 *Non-current Assets Held for Sale and Discontinued Operations*, as further explained in the accounting policy for "Disposal groups held for sale". The cost of an item of property, plant and equipment comprises its purchase price and any directly attributable costs of bringing the asset to its working condition and location for its intended use.

Expenditure incurred after items of property, plant and equipment have been put into operation, such as repairs and maintenance, is normally charged to the statement of profit or loss in the period in which it is incurred. In situations where the recognition criteria are satisfied, the expenditure for a major inspection is capitalised in the carrying amount of the asset as a replacement. Where significant parts of property, plant and equipment are required to be replaced at intervals, the Group recognises such parts as individual assets with specific useful lives and depreciates them accordingly.

Depreciation is calculated on the straight-line basis to write off the cost of each item of property, plant and equipment to its residual value over its estimated useful life. The principal annual rates used for this purpose are as follows:

Freehold land	Not depreciated
Buildings	2% to 5%
Leasehold improvements	Over the shorter of the lease terms and 10% to 20%
Plant and machinery	6% to 50%
Furniture, fixtures and office equipment	13% to 33%
Motor vehicles	15% to 50%

Where parts of an item of property, plant and equipment have different useful lives, the cost of that item is allocated on a reasonable basis among the parts and each part is depreciated separately. Residual values, useful lives and the depreciation method are reviewed, and adjusted if appropriate, at least at each financial year end.

An item of property, plant and equipment including any significant part initially recognised is derecognised upon disposal or when no future economic benefits are expected from its use or disposal. Any gain or loss on disposal or retirement recognised in the statement of profit or loss in the year the asset is derecognised is the difference between the net sales proceeds and the carrying amount of the relevant asset.

### Investment properties

Investment properties are interests in land and buildings (including the leasehold property held as a right-of-use asset which would otherwise meet the definition of an investment property) held to earn rental income and/or for capital appreciation, rather than for use in the production or supply of goods or services or for administrative purposes; or for sale in the ordinary course of business. Such properties are measured initially at cost, including transaction costs. Subsequent to initial recognition, investment properties are stated at fair value, which reflects market conditions at the end of the reporting period.

Gains or losses arising from changes in the fair values of investment properties are included in the statement of profit or loss in the year in which they arise.

Any gains or losses on the retirement or disposal of an investment property are recognised in the statement of profit or loss in the year of the retirement or disposal.



# NOTES TO THE CONSOLIDATED FINANCIAL STATEMENTS

31 December 2022

## 2.4 SUMMARY OF SIGNIFICANT ACCOUNTING POLICIES *(continued)*

### Disposal groups held for sale

Disposal groups are classified as held for sale if their carrying amounts will be recovered principally through a sales transaction rather than through continuing use. For this to be the case, the disposal group must be available for immediate sale in its present condition subject only to terms that are usual and customary for the sale of such disposal groups and its sale must be highly probable. All assets and liabilities of a subsidiary classified as a disposal group are reclassified as held for sale regardless of whether the Group retains a non-controlling interest in its former subsidiary after the sale.

Disposal groups (other than financial assets) classified as held for sale are measured at the lower of their carrying amounts and fair values less costs to sell. Property, plant and equipment and intangible assets classified as held for sale are not depreciated or amortised.

### Intangible assets (other than goodwill)

Intangible assets acquired separately are measured on initial recognition at cost. The cost of intangible assets acquired in a business combination is the fair value at the date of acquisition. The useful lives of intangible assets are assessed to be either finite or indefinite. Intangible assets with finite lives are subsequently amortised over the useful economic life and assessed for impairment whenever there is an indication that the intangible asset may be impaired. The amortisation period and the amortisation method for an intangible asset with a finite useful life are reviewed at least at each financial year end.

Intangible assets with indefinite useful lives are tested for impairment annually either individually or at the cash-generating unit level. Such intangible assets are not amortised. The useful life of an intangible asset with an indefinite life is reviewed annually to determine whether the indefinite life assessment continues to be supportable. If not, the change in the useful life assessment from indefinite to finite is accounted for on a prospective basis.

The Group's intangible assets represent (i) distribution rights, which are stated at cost less any impairment losses and are amortised on the straight-line basis over the period of the rights granted under the relevant distribution agreements; (ii) customer relationships, which are stated at cost less any impairment losses and are amortised on the straight-line basis over their estimated useful economic lives of three years; (iii) deferred development costs as further explained below; and (iv) trademarks with indefinite useful lives, which are stated at cost less any impairment losses.

### Research and development costs

All research costs are charged to the statement of profit or loss as incurred.

Expenditure incurred on projects to develop new products is capitalised and deferred only when the Group can demonstrate the technical feasibility of completing the intangible asset so that it will be available for use or sale, its intention to complete and its ability to use or sell the asset, how the asset will generate future economic benefits, the availability of resources to complete the project and the ability to measure reliably the expenditure during the development. Product development expenditure which does not meet these criteria is expensed when incurred.

Deferred development costs are stated at cost less any impairment losses and are amortised using the straight-line basis over the commercial lives of the underlying products not exceeding seven years.

# NOTES TO THE CONSOLIDATED FINANCIAL STATEMENTS

31 December 2022

## 2.4 SUMMARY OF SIGNIFICANT ACCOUNTING POLICIES *(continued)*

### Leases

The Group assesses at contract inception whether a contract is, or contains, a lease. A contract is, or contains, a lease if the contract conveys the right to control the use of an identified asset for a period of time in exchange for consideration.

### Group as a lessee

The Group applies a single recognition and measurement approach for all leases, except for short-term leases and leases of low-value assets. The Group recognises lease liabilities to make lease payments and right-of-use assets representing the right to use the underlying assets. At inception or on reassessment of a contract that contains a lease component and non-lease components, the Group adopts the practical expedient not to separate non-lease components and to account for the lease component and the associated non-lease components as a single lease component.

#### (a) *Right-of-use assets*

Right-of-use assets are recognised at the commencement date of the lease (that is the date the underlying asset is available for use). Right-of-use assets are measured at cost, less any accumulated depreciation and any impairment losses, and adjusted for any remeasurement of lease liabilities. The cost of right-of-use assets includes the amount of lease liabilities recognised, initial direct costs incurred, and lease payments made at or before the commencement date less any lease incentives received. Right-of-use assets are depreciated on a straight-line basis over the shorter of the lease terms and the estimated useful lives of the assets as follows:

Leasehold land	Over the lease terms
Leased properties	Over the lease terms
Motor vehicles	3 years

If ownership of the leased asset transfers to the Group by the end of the lease term or the cost reflects the exercise of a purchase option, depreciation is calculated using the estimated useful life of the asset.

When a right-of-use asset meets the definition of investment property, it is included in investment properties. The corresponding right-of-use asset is initially measured at cost, and subsequently measured at fair value, in accordance with the Group's policy for "investment properties".

#### (b) *Lease liabilities*

Lease liabilities are recognised at the commencement date of the lease at the present value of lease payments to be made over the lease term. The lease payments include fixed payments (including in-substance fixed payments) less any lease incentives receivable, variable lease payments that depend on an index or a rate, and amounts expected to be paid under residual value guarantees. The lease payments also include the exercise price of a purchase option reasonably certain to be exercised by the Group and payments of penalties for termination of a lease, if the lease term reflects the Group exercising the option to terminate the lease. The variable lease payments that do not depend on an index or a rate are recognised as an expense in the period in which the event or condition that triggers the payment occurs.

# NOTES TO THE CONSOLIDATED FINANCIAL STATEMENTS

31 December 2022

## 2.4 SUMMARY OF SIGNIFICANT ACCOUNTING POLICIES *(continued)*

### Leases *(continued)*

#### Group as a lessee *(continued)*

##### *(b) Lease liabilities (continued)*

In calculating the present value of lease payments, the Group uses its incremental borrowing rate at the lease commencement date because the interest rate implicit in the lease is not readily determinable. After the commencement date, the amount of lease liabilities is increased to reflect the accretion of interest and reduced for the lease payments made. In addition, the carrying amount of lease liabilities is remeasured if there is a modification, a change in the lease term, a change in lease payments (e.g., a change to future lease payments resulting from a change in an index or rate) or a change in assessment of an option to purchase the underlying asset.

##### *(c) Short-term leases and leases of low-value assets*

The Group applies the short-term lease recognition exemption to its short-term leases (that is those leases that have a lease term of 12 months or less from the commencement date and do not contain a purchase option). It also applies the recognition exemption for leases of low-value assets to leases of office equipment that are considered to be of low value. Lease payments on short-term leases and leases of low-value assets are recognised as an expense on a straight-line basis over the lease term.

#### Group as a lessor

When the Group acts as a lessor, it classifies at lease inception (or when there is a lease modification) each of its leases as either an operating lease or a finance lease.

Leases in which the Group does not transfer substantially all the risks and rewards incidental to ownership of an asset are classified as operating leases. When a contract contains lease and non-lease components, the Group allocates the consideration in the contract to each component on a relative stand-alone selling price basis. Rental income is accounted for on a straight-line basis over the lease terms. Initial direct costs incurred in negotiating and arranging an operating lease are added to the carrying amount of the leased asset and recognised over the lease term on the same basis as rental income. Contingent rents are recognised in the period in which they are earned.

Leases that transfer substantially all the risks and rewards incidental to ownership of an underlying asset to the lessee are accounted for as finance leases.

### Financial assets

#### **Initial recognition and measurement**

Financial assets are classified, at initial recognition, as subsequently measured at amortised cost and fair value through profit or loss.

The classification of financial assets at initial recognition depends on the financial asset's contractual cash flow characteristics and the Group's business model for managing them. With the exception of accounts receivable that do not contain a significant financing component or for which the Group has applied the practical expedient of not adjusting the effect of a significant financing component, the Group initially measures a financial asset at its fair value, plus in the case of a financial asset not at fair value through profit or loss, transaction costs. Accounts receivable that do not contain a significant financing component or for which the Group has applied the practical expedient are measured at the transaction price determined under HKFRS 15 in accordance with the policies set out for "Revenue recognition" below.

# NOTES TO THE CONSOLIDATED FINANCIAL STATEMENTS

31 December 2022

## 2.4 SUMMARY OF SIGNIFICANT ACCOUNTING POLICIES *(continued)*

### **Financial assets** *(continued)*

#### **Initial recognition and measurement** *(continued)*

In order for a financial asset to be classified and measured at amortised cost, it needs to give rise to cash flows that are solely payments of principal and interest ("SPPI") on the principal amount outstanding. Financial assets with cash flows that are not SPPI are classified and measured at fair value through profit or loss, irrespective of the business model.

The Group's business model for managing financial assets refers to how it manages its financial assets in order to generate cash flows. The business model determines whether cash flows will result from collecting contractual cash flows, selling the financial assets, or both. Financial assets classified and measured at amortised cost are held within a business model with the objective to hold financial assets in order to collect contractual cash flows. Financial assets which are not held within the aforementioned business model are classified and measured at fair value through profit or loss.

All regular way purchases and sales of financial assets are recognised on the trade date, that is, the date that the Group commits to purchase or sell the asset. Regular way purchases or sales are purchases or sales of financial assets that require delivery of assets within the period generally established by regulation or convention in the marketplace.

#### **Subsequent measurement**

The subsequent measurement of financial assets depends on their classification as follows:

##### *Financial assets at amortised cost (debt instruments)*

Financial assets at amortised cost are subsequently measured using the effective interest method and are subject to impairment. Gains and losses are recognised in the statement of profit or loss when the asset is derecognised, modified or impaired.

##### *Financial assets at fair value through profit or loss*

Financial assets at fair value through profit or loss are carried in the statement of financial position at fair value with net changes in fair value recognised in the statement of profit or loss.

This category includes derivative instruments and equity investments which the Group had not irrevocably elected to classify at fair value through other comprehensive income. Dividends on equity investments classified as financial assets at fair value through profit or loss are also recognised in the statement of profit or loss when the right of payment has been established, it is probable that the economic benefits associated with the dividend will flow to the Group and the amount of the dividend can be measured reliably.

A derivative embedded in a hybrid contract, with a financial liability or non-financial host, is separated from the host and accounted for as a separate derivative if the economic characteristics and risks are not closely related to the host; a separate instrument with the same terms as the embedded derivative would meet the definition of a derivative; and the hybrid contract is not measured at fair value through profit or loss. Embedded derivatives are measured at fair value with changes in fair value recognised in the statement of profit or loss. Reassessment only occurs if there is either a change in the terms of the contract that significantly modifies the cash flows that would otherwise be required or a reclassification of a financial asset out of the fair value through profit or loss category.

A derivative embedded within a hybrid contract containing a financial asset host is not accounted for separately. The financial asset host together with the embedded derivative is required to be classified in its entirety as a financial asset at fair value through profit or loss.



# NOTES TO THE CONSOLIDATED FINANCIAL STATEMENTS

31 December 2022

## 2.4 SUMMARY OF SIGNIFICANT ACCOUNTING POLICIES *(continued)*

### Derecognition of financial assets

A financial asset (or, where applicable, a part of a financial asset or part of a group of similar financial assets) is primarily derecognised (i.e., removed from the Group's consolidated statement of financial position) when:

- the rights to receive cash flows from the asset have expired; or
- the Group has transferred its rights to receive cash flows from the asset or has assumed an obligation to pay the received cash flows in full without material delay to a third party under a "pass-through" arrangement; and either (a) the Group has transferred substantially all the risks and rewards of the asset, or (b) the Group has neither transferred nor retained substantially all the risks and rewards of the asset, but has transferred control of the asset.

When the Group has transferred its rights to receive cash flows from an asset or has entered into a pass-through arrangement, it evaluates if, and to what extent it, has retained the risk and rewards of ownership of the asset. When it has neither transferred nor retained substantially all the risks and rewards of the asset nor transferred control of the asset, the Group continues to recognise the transferred asset to the extent of the Group's continuing involvement. In that case, the Group also recognises an associated liability. The transferred asset and the associated liability are measured on a basis that reflects the rights and obligations that the Group has retained.

Continuing involvement that takes the form of a guarantee over the transferred asset is measured at the lower of the original carrying amount of the asset and the maximum amount of consideration that the Group could be required to repay.

### Impairment of financial assets

The Group recognises an allowance for expected credit losses ("ECLs") for all debt instruments not held at fair value through profit or loss. ECLs are based on the difference between the contractual cash flows due in accordance with the contract and all the cash flows that the Group expects to receive, discounted at an approximation of the original effective interest rate. The expected cash flows will include cash flows from the sale of collateral held or other credit enhancements that are integral to the contractual terms.

#### **General approach**

ECLs are recognised in two stages. For credit exposures for which there has not been a significant increase in credit risk since initial recognition, ECLs are provided for credit losses that result from default events that are possible within the next 12 months (a 12-month ECL). For those credit exposures for which there has been a significant increase in credit risk since initial recognition, a loss allowance is required for credit losses expected over the remaining life of the exposure, irrespective of the timing of the default (a lifetime ECL).

At each reporting date, the Group assesses whether the credit risk on a financial instrument has increased significantly since initial recognition. When making the assessment, the Group compares the risk of a default occurring on the financial instrument as at the reporting date with the risk of a default occurring on the financial instrument as at the date of initial recognition and considers reasonable and supportable information that is available without undue cost or effort, including historical and forward-looking information. The Group considers that there has been a significant increase in credit risk when contractual payments are more than 30 days past due.



# NOTES TO THE CONSOLIDATED FINANCIAL STATEMENTS

31 December 2022

## 2.4 SUMMARY OF SIGNIFICANT ACCOUNTING POLICIES *(continued)*

### **Impairment of financial assets** *(continued)*

#### **General approach** *(continued)*

The Group considers a financial asset in default when contractual payments are 90 days past due. However, in certain cases, the Group may also consider a financial asset to be in default when internal or external information indicates that the Group is unlikely to receive the outstanding contractual amounts in full before taking into account any credit enhancements held by the Group.

A financial asset is written off when there is no reasonable expectation of recovering the contractual cash flows.

Financial assets at amortised cost are subject to impairment under the general approach and they are classified within the following stages for measurement of ECLs except for accounts receivable and contract assets which apply the simplified approach as detailed below.

- Stage 1 — Financial instruments for which credit risk has not increased significantly since initial recognition and for which the loss allowance is measured at an amount equal to 12-month ECLs
- Stage 2 — Financial instruments for which credit risk has increased significantly since initial recognition but that are not credit-impaired financial assets and for which the loss allowance is measured at an amount equal to lifetime ECLs
- Stage 3 — Financial assets that are credit-impaired at the reporting date (but that are not purchased or originated credit-impaired) and for which the loss allowance is measured at an amount equal to lifetime ECLs

#### **Simplified approach**

For accounts receivable and contract assets that do not contain a significant financing component or when the Group applies the practical expedient of not adjusting the effect of a significant financing component, the Group applies the simplified approach in calculating ECLs. Under the simplified approach, the Group does not track changes in credit risk, but instead recognises a loss allowance based on lifetime ECLs at each reporting date. The Group has established a provision matrix that is based on its historical credit loss experience, adjusted for forward-looking factors specific to the debtors and the economic environment.

### **Financial liabilities**

#### **Initial recognition and measurement**

Financial liabilities are classified, at initial recognition, as financial liabilities at fair value through profit or loss, loans and borrowings, or payables, as appropriate.

All financial liabilities are recognised initially at fair value and, in the case of loans and borrowings and payables, net of directly attributable transaction costs.

# NOTES TO THE CONSOLIDATED FINANCIAL STATEMENTS

31 December 2022

## 2.4 SUMMARY OF SIGNIFICANT ACCOUNTING POLICIES *(continued)*

### **Financial liabilities** *(continued)*

#### **Subsequent measurement**

The subsequent measurement of financial liabilities depends on their classification as follows:

#### *Financial liabilities at fair value through profit or loss*

Financial liabilities at fair value through profit or loss include financial liabilities held for trading and financial liabilities designated upon initial recognition as at fair value through profit or loss.

Financial liabilities are classified as held for trading if they are incurred for the purpose of repurchasing in the near term. This category also includes derivative financial instruments entered into by the Group that are not designated as hedging instruments in hedge relationships as defined by HKFRS 9. Separated embedded derivatives are also classified as held for trading unless they are designated as effective hedging instruments. Gains or losses on liabilities held for trading are recognised in the statement of profit or loss. The net fair value gain or loss recognised in the statement of profit or loss does not include any interest charged on these financial liabilities.

Financial liabilities designated upon initial recognition as at fair value through profit or loss are designated at the initial date of recognition, and only if the criteria in HKFRS 9 are satisfied. Gains or losses on liabilities designated at fair value through profit or loss are recognised in the statement of profit or loss, except for the gains or losses arising from the Group's own credit risk which are presented in other comprehensive income with no subsequent reclassification to the statement of profit or loss. The net fair value gain or loss recognised in the statement of profit or loss does not include any interest charged on these financial liabilities.

#### *Financial liabilities at amortised cost (loans and borrowings)*

After initial recognition, interest-bearing loans and borrowings are subsequently measured at amortised cost, using the effective interest rate method unless the effect of discounting would be immaterial, in which case they are stated at cost. Gains and losses are recognised in the statement of profit or loss when the liabilities are derecognised as well as through the effective interest rate amortisation process.

Amortised cost is calculated by taking into account any discount or premium on acquisition and fees or costs that are an integral part of the effective interest rate. The effective interest rate amortisation is recognised in the statement of profit or loss.

#### **Financial guarantee contracts**

Financial guarantee contracts issued by the Group are those contracts that require a payment to be made to reimburse the holder for a loss it incurs because the specified debtor fails to make a payment when due in accordance with the terms of a debt instrument. A financial guarantee contract is recognised initially as a liability at its fair value, adjusted for transaction costs that are directly attributable to the issuance of the guarantee. Subsequent to initial recognition, the Group measures the financial guarantee contracts at the higher of: (i) the ECL allowance determined in accordance with the policy as set out in "Impairment of financial assets"; and (ii) the amount initially recognised less, when appropriate, the cumulative amount of income recognised.

# NOTES TO THE CONSOLIDATED FINANCIAL STATEMENTS

31 December 2022

## 2.4 SUMMARY OF SIGNIFICANT ACCOUNTING POLICIES *(continued)*

### Derecognition of financial liabilities

A financial liability is derecognised when the obligation under the liability is discharged or cancelled, or expires.

When an existing financial liability is replaced by another from the same lender on substantially different terms, or the terms of an existing liability are substantially modified, such an exchange or modification is treated as a derecognition of the original liability and a recognition of a new liability, and the difference between the respective carrying amounts is recognised in the statement of profit or loss.

### Offsetting of financial instruments

Financial assets and financial liabilities are offset and the net amount is reported in the statement of financial position if there is a currently enforceable legal right to offset the recognised amounts and there is an intention to settle on a net basis, or to realise the assets and settle the liabilities simultaneously.

### Derivative financial instruments

#### **Initial recognition and subsequent measurement**

Derivative financial instruments are initially recognised at fair value on the date on which a derivative contract is entered into and are subsequently remeasured at fair value. Derivatives are carried as assets when the fair value is positive and as liabilities when the fair value is negative.

Any gains or losses arising from changes in fair value of derivatives are taken directly to the statement of profit or loss.

#### **Current versus non-current classification**

Derivative instruments that are not designated as effective hedging instruments are classified as current or non-current or separated into current and non-current portions based on an assessment of the facts and circumstances (i.e., the underlying contracted cash flows).

- Where the Group expects to hold a derivative as an economic hedge (and does not apply hedge accounting) for a period beyond 12 months after the end of the reporting period, the derivative is classified as non-current (or separated into current and non-current portions) consistently with the classification of the underlying item.
- Embedded derivatives that are not closely related to the host contract are classified consistently with the cash flows of the host contract.
- Derivative instruments that are designated as, and are effective hedging instruments, are classified consistently with the classification of the underlying hedged item. The derivative instruments are separated into current portions and non-current portions only if a reliable allocation can be made.

### Treasury shares

Own equity instruments which are reacquired and held by the Company or the Group (treasury shares) are recognised directly in equity at cost. No gain or loss is recognised in the statement of profit or loss on the purchase, sale, issue or cancellation of the Group's own equity instruments.

### Inventories

Inventories are stated at the lower of cost and net realisable value. Cost is determined on the first-in, first-out basis and, in the case of work in progress and finished goods, comprises direct materials, direct labour and an appropriate proportion of overheads. Net realisable value is based on estimated selling prices less any estimated costs to be incurred to completion and disposal.

# NOTES TO THE CONSOLIDATED FINANCIAL STATEMENTS

31 December 2022

## 2.4 SUMMARY OF SIGNIFICANT ACCOUNTING POLICIES *(continued)*

### Cash and cash equivalents

For the purpose of the consolidated statement of cash flows, cash and cash equivalents comprise cash on hand and demand deposits, and short term highly liquid investments, that are readily convertible into known amounts of cash, are subject to an insignificant risk of changes in value, and have a short maturity of generally within three months when acquired, less bank overdrafts which are repayable on demand and form an integral part of the Group's cash management.

For the purpose of the consolidated statement of financial position, cash and cash equivalents comprise cash on hand and at banks, including term deposits, and assets similar in nature to cash, which are not restricted as to use.

### Provisions

A provision is recognised when a present obligation (legal or constructive) has arisen as a result of a past event and it is probable that a future outflow of resources will be required to settle the obligation, provided that a reliable estimate can be made of the amount of the obligation.

When the effect of discounting is material, the amount recognised for a provision is the present value at the end of the reporting period of the future expenditures expected to be required to settle the obligation. The increase in the discounted present value amount arising from the passage of time is recognised in the statement of profit or loss.

### Income tax

Income tax comprises current and deferred tax. Income tax relating to items recognised outside profit or loss is recognised outside profit or loss, either in other comprehensive income or directly in equity.

Current tax assets and liabilities are measured at the amount expected to be recovered from or paid to the taxation authorities, based on tax rates (and tax laws) that have been enacted or substantively enacted by the end of the reporting period, taking into consideration interpretations and practices prevailing in the countries/jurisdictions in which the Group operates.

Deferred tax is provided, using the liability method, on all temporary differences at the end of the reporting period between the tax bases of assets and liabilities and their carrying amounts for financial reporting purposes.

Deferred tax liabilities are recognised for all taxable temporary differences, except:

- when the deferred tax liability arises from the initial recognition of goodwill or an asset or liability in a transaction that is not a business combination and, at the time of the transaction, affects neither the accounting profit nor taxable profit or loss; and
- in respect of taxable temporary differences associated with investments in subsidiaries, an associate and a joint venture, when the timing of the reversal of the temporary differences can be controlled and it is probable that the temporary differences will not reverse in the foreseeable future.

# NOTES TO THE CONSOLIDATED FINANCIAL STATEMENTS

31 December 2022

## 2.4 SUMMARY OF SIGNIFICANT ACCOUNTING POLICIES *(continued)*

### **Income tax** *(continued)*

Deferred tax assets are recognised for all deductible temporary differences, and the carryforward of unused tax credits and any unused tax losses. Deferred tax assets are recognised to the extent that it is probable that future taxable profit will be available against which the deductible temporary differences, and the carryforward of unused tax credits and unused tax losses can be utilised, except:

- when the deferred tax asset relating to the deductible temporary differences arises from the initial recognition of an asset or liability in a transaction that is not a business combination and, at the time of the transaction, affects neither the accounting profit nor taxable profit or loss; and
- in respect of deductible temporary differences associated with investments in subsidiaries, an associate and a joint venture, deferred tax assets are only recognised to the extent that it is probable that the temporary differences will reverse in the foreseeable future and future taxable profit will be available against which the temporary differences can be utilised.

The carrying amount of deferred tax assets is reviewed at the end of each reporting period and reduced to the extent that it is no longer probable that sufficient taxable profit will be available to allow all or part of the deferred tax asset to be utilised. Unrecognised deferred tax assets are reassessed at the end of each reporting period and are recognised to the extent that it has become probable that sufficient taxable profit will be available to allow all or part of the deferred tax asset to be recovered.

Deferred tax assets and liabilities are measured at the tax rates that are expected to apply to the period when the asset is realised or the liability is settled, based on tax rates (and tax laws) that have been enacted or substantively enacted by the end of the reporting period.

Deferred tax assets and deferred tax liabilities are offset if and only if the Group has a legally enforceable right to set off current tax assets and current tax liabilities and the deferred tax assets and deferred tax liabilities relate to income taxes levied by the same taxation authority on either the same taxable entity or different taxable entities which intend either to settle current tax liabilities and assets on a net basis, or to realise the assets and settle the liabilities simultaneously, in each future period in which significant amounts of deferred tax liabilities or assets are expected to be settled or recovered.

### **Government grants**

Government grants are recognised at their fair value where there is reasonable assurance that the grant will be received and all attaching conditions will be complied with. When the grant relates to an expense item, it is recognised as income on a systematic basis over the periods that the costs, for which it is intended to compensate, are expensed.



# NOTES TO THE CONSOLIDATED FINANCIAL STATEMENTS

31 December 2022

## 2.4 SUMMARY OF SIGNIFICANT ACCOUNTING POLICIES *(continued)*

### Revenue recognition

#### **Revenue from contracts with customers**

Revenue from contracts with customers is recognised when control of goods or services is transferred to the customers at an amount that reflects the consideration to which the Group expects to be entitled in exchange for those goods or services.

When the consideration in a contract includes a variable amount, the amount of consideration is estimated to be that which the Group will be entitled in exchange for transferring the goods or services to the customer. The variable consideration is estimated at contract inception and constrained until it is highly probable that a significant revenue reversal in the amount of cumulative revenue recognised will not occur when the associated uncertainty with the variable consideration is subsequently resolved.

When the contract contains a financing component which provides the customer with a significant benefit of financing the transfer of goods or services to the customer for more than one year, revenue is measured at the present value of the amount receivable, discounted using the discount rate that would be reflected in a separate financing transaction between the Group and the customer at contract inception. When the contract contains a financing component which provides the Group with a significant financial benefit for more than one year, revenue recognised under the contract includes the interest expense accreted on the contract liability under the effective interest method. For a contract where the period between the payment by the customer and the transfer of the promised goods or services is one year or less, the transaction price is not adjusted for the effects of a significant financing component, using the practical expedient in HKFRS 15.

(a) Sales of jewellery products, watches and other commodities

Revenue from the sale of jewellery products, watches and other commodities is recognised at the point in time when control of the asset is transferred to the customer, generally on delivery of the goods.

Some contracts for the sale of jewellery products and watches provide customers with volume rebates, which give rise to variable consideration.

#### *Volume rebates*

Retrospective volume rebates may be provided to certain customers once the quantity of goods purchased during the period exceeds a threshold specified in the contract. Rebates are offset against amounts payable by the customer. To estimate the variable consideration for the expected future rebates, the most likely amount method is used for contracts with a single-volume threshold. The requirements on constraining estimates of variable consideration are applied and a refund liability for the expected future rebates is recognised.

(b) Sales and distribution of vehicles and related components and provision of engineering services

Revenue from the sale of vehicles and related components and provision of engineering services is recognised at the point in time when control of the asset is transferred to the customer, generally upon delivery to the customers.

Revenue from the provision of distribution right of vehicles is recognised over the distribution period on a straight-line basis, as the customer simultaneously receives and consumes the benefits provided under the distribution arrangement.

# NOTES TO THE CONSOLIDATED FINANCIAL STATEMENTS

31 December 2022

## 2.4 SUMMARY OF SIGNIFICANT ACCOUNTING POLICIES *(continued)*

### Revenue recognition *(continued)*

#### Revenue from contracts with customers *(continued)*

(c) Provision of design, development and prototyping of vehicle components

Revenue from the provision of design, development and prototyping of vehicle components is recognised over time, using an input method to measure progress towards complete satisfaction of the service, because the customer simultaneously receives and consumes the benefits provided by the Group. The input method recognises revenue based on the proportion of the actual costs incurred relative to the estimated total costs for satisfaction of the services.

(d) Licencing income

Licence fee income is recognised at the point in time when the right to use a vehicular platform is made available for the customer's use and benefit.

#### Revenue from other sources

Interest income from loan financing is recognised on an accrual basis using the effective interest method by applying the rate that exactly discounts the estimated future cash receipts over the expected life of the financial instrument or a shorter period, when appropriate, to the net carrying amount of the financial asset.

Rental income is recognised on a time proportion basis over the lease terms.

#### Other income

Bank interest income is recognised on an accrual basis using the effective interest method by applying the rate that exactly discounts the estimated future cash receipts over the expected life of the financial instrument or a shorter period, when appropriate, to the net carrying amount of the financial asset.

Consultancy income is recognised over time as consultancy services are rendered.

Marketing subsidies are recognised when there is reasonable assurance that the subsidies will be received and all attaching conditions will be complied with.

Government subsidies are recognised when there is reasonable assurance that the government subsidies will be received and all attaching conditions will be complied with, as further explained in the accounting policy for "Government grants" above.

#### Contract assets

A contract asset is the right to consideration in exchange for goods or services transferred to the customer. If the Group performs by transferring goods or services to a customer before the customer pays consideration or before payment is due, a contract asset is recognised for the earned consideration that is conditional. Contract assets are subject to impairment assessment, details of which are included in the accounting policies for impairment of financial assets.

# NOTES TO THE CONSOLIDATED FINANCIAL STATEMENTS

31 December 2022

## 2.4 SUMMARY OF SIGNIFICANT ACCOUNTING POLICIES *(continued)*

### Contract liabilities

A contract liability is recognised when a payment is received or a payment is due (whichever is earlier) from a customer before the Group transfers the related goods or services. Contract liabilities are recognised as revenue when the Group performs under the contract (i.e., transfers control of the related goods or services to the customer).

### Share-based payments

The Company operates a share option scheme for the purpose of providing incentives and rewards to eligible participants who contribute to the success of the Group's operations. Employees (including directors) of the Group receive remuneration in the form of share-based payments, whereby employees render services in exchange for equity instruments ("equity-settled transactions").

The cost of equity-settled transactions with employees and others providing similar services is measured by reference to the fair value of the equity instruments at the date at which they are granted. The cost of equity-settled transactions with parties other than employees is measured directly at the fair value of the goods or services received, unless that fair value cannot be estimated reliably, in which case the fair value is measured indirectly by reference to the fair value of the equity instruments granted.

The fair value of the share options granted is determined by an external valuer using a binomial model, further details of which are given in note 35 to the financial statements.

The cost of equity-settled transactions is recognised in employee benefit expense, together with a corresponding increase in equity, over the period in which the performance and/or service conditions are fulfilled. The cumulative expense recognised for equity-settled transactions at the end of each reporting period until the vesting date reflects the extent to which the vesting period has expired and the Group's best estimate of the number of equity instruments that will ultimately vest. The charge or credit to the statement of profit or loss for a period represents the movement in the cumulative expense recognised as at the beginning and end of that period.

Service and non-market performance conditions are not taken into account when determining the grant date fair value of awards, but the likelihood of the conditions being met is assessed as part of the Group's best estimate of the number of equity instruments that will ultimately vest. Market performance conditions are reflected within the grant date fair value. Any other conditions attached to an award, but without an associated service requirement, are considered to be non-vesting conditions. Non-vesting conditions are reflected in the fair value of an award and lead to an immediate expensing of an award unless there are also service and/or performance conditions.

For awards that do not ultimately vest because non-market performance and/or service conditions have not been met, no expense is recognised. Where awards include a market or non-vesting condition, the transactions are treated as vesting irrespective of whether the market or non-vesting condition is satisfied, provided that all other performance and/or service conditions are satisfied.

Where the terms of an equity-settled award are modified, as a minimum an expense is recognised as if the terms had not been modified, if the original terms of the award are met. In addition, an expense is recognised for any modification that increases the total fair value of the share-based payments, or is otherwise beneficial to the employee as measured at the date of modification.

# NOTES TO THE CONSOLIDATED FINANCIAL STATEMENTS

31 December 2022

## 2.4 SUMMARY OF SIGNIFICANT ACCOUNTING POLICIES *(continued)*

### Share-based payments *(continued)*

Where an equity-settled award is cancelled, it is treated as if it had vested on the date of cancellation, and any expense not yet recognised for the award is recognised immediately. This includes any award where non-vesting conditions within the control of either the Group or the employee are not met. However, if a new award is substituted for the cancelled award, and is designated as a replacement award on the date that it is granted, the cancelled and new awards are treated as if they were a modification of the original award, as described in the previous paragraph.

The dilutive effect of outstanding options is reflected as additional share dilution in the computation of earnings per share.

### Other employee benefits

#### Pension schemes

The Group operates a defined contribution Mandatory Provident Fund retirement benefit scheme (the "MPF Scheme") under the Hong Kong Mandatory Provident Fund Schemes Ordinance for those employees who are eligible to participate in the MPF Scheme. Contributions are made based on a percentage of the employees' basic salaries and are charged to the statement of profit or loss as they become payable in accordance with the rules of the MPF Scheme. The assets of the MPF Scheme are held separately from those of the Group in an independently administered fund. The Group's employer contributions vest fully with the employees when contributed into the MPF Scheme.

The employees of the Group's subsidiaries which operate in Mainland China and overseas are required to participate in central pension schemes operated by the local government. These subsidiaries are required to contribute a certain percentage of their payroll costs to the central pension schemes. The contributions are charged to the statement of profit or loss as they become payable in accordance with the rules of the central pension schemes.

### Foreign currencies

These financial statements are presented in Hong Kong dollars, which is the Company's functional currency. Each entity in the Group determines its own functional currency and items included in the financial statements of each entity are measured using that functional currency. Foreign currency transactions recorded by the entities in the Group are initially recorded using their respective functional currency rates prevailing at the dates of the transactions. Monetary assets and liabilities denominated in foreign currencies are translated at the functional currency rates of exchange ruling at the end of the reporting period. Differences arising on settlement or translation of monetary items are recognised in the statement of profit or loss. Non-monetary items that are measured in terms of historical cost in a foreign currency are translated using the exchange rates at the dates of the initial transactions. Non-monetary items measured at fair value in a foreign currency are translated using the exchange rates at the date when the fair value was measured. The gain or loss arising on translation of a non-monetary item measured at fair value is treated in line with the recognition of the gain or loss on change in fair value of the item (i.e., translation difference on the item whose fair value gain or loss is recognised in other comprehensive income or profit or loss is also recognised in other comprehensive income or profit or loss, respectively).



# NOTES TO THE CONSOLIDATED FINANCIAL STATEMENTS

31 December 2022

## 2.4 SUMMARY OF SIGNIFICANT ACCOUNTING POLICIES *(continued)*

### **Foreign currencies** *(continued)*

In determining the exchange rate on initial recognition of the related asset, expense or income on the derecognition of a non-monetary asset or non-monetary liability relating to an advance consideration, the date of initial transaction is the date on which the Group initially recognises the non-monetary asset or non-monetary liability arising from the advance consideration. If there are multiple payments or receipts in advance, the Group determines the transaction date for each payment or receipt of the advance consideration.

The functional currencies of certain overseas subsidiaries, joint venture and associates are currencies other than the Hong Kong dollar. As at the end of the reporting period, the assets and liabilities of these entities are translated into Hong Kong dollars at the exchange rates prevailing at the end of the reporting period and their statements of profit or loss are translated into Hong Kong dollars at the exchange rates that approximate to those prevailing at the dates of the transactions. The resulting exchange differences are recognised in other comprehensive income and accumulated in the exchange fluctuation reserve. On disposal of a foreign operation, the component of other comprehensive income relating to that particular foreign operation is recognised in the statement of profit or loss.

Any goodwill arising on the acquisition of a foreign operation and any fair value adjustments to the carrying amounts of assets and liabilities arising on acquisition are treated as assets and liabilities of the foreign operation and translated at the closing rate.

For the purpose of the consolidated statement of cash flows, the cash flows of overseas subsidiaries are translated into Hong Kong dollars at the exchange rates ruling at the dates of the cash flows. Frequently recurring cash flows of overseas subsidiaries which arise throughout the year are translated into Hong Kong dollars at the weighted average exchange rates for the year.

## 3. SIGNIFICANT ACCOUNTING JUDGEMENTS AND ESTIMATES

The preparation of the Group's financial statements requires management to make judgements, estimates and assumptions that affect the reported amounts of revenues, expenses, assets and liabilities, and their accompanying disclosures, and the disclosure of contingent liabilities. Uncertainty about these assumptions and estimates could result in outcomes that could require a material adjustment to the carrying amounts of the assets or liabilities affected in the future.

### **Judgements**

In the process of applying the Group's accounting policies, management has made the following judgements, apart from those involving estimations, which have the most significant effect on the amounts recognised in the financial statements:

#### ***Income taxes***

The Group has exposure to income taxes in different jurisdictions. Significant judgement is involved in determining the provision for income taxes. Determining income tax provisions involves judgement on the future tax treatment of certain transactions and interpretation of tax rules. The Group carefully evaluates tax implications of transactions and tax provisions are set up accordingly. The tax treatment of such transactions is reconsidered periodically to take into account all changes in tax legislations, interpretations and practices in respect thereof.



# NOTES TO THE CONSOLIDATED FINANCIAL STATEMENTS

31 December 2022

## 3. SIGNIFICANT ACCOUNTING JUDGEMENTS AND ESTIMATES *(continued)*

### *Judgements (continued)*

#### ***Rebuttable presumption on fair value of investment properties recovered through sale***

For the purposes of measuring deferred tax liabilities arising from investment properties located in Mainland China that are measured using the fair value model, the management of the Group has reviewed the Group's investment properties and concluded that the Group's investment properties are held under a business model whose objective is to consume substantially all of the economic benefits embodied in the investment properties over time. Therefore, in determining the Group's deferred tax on investment properties, the directors have determined that the presumption that investment properties measured using the fair value model are recovered through sale is rebutted.

Accordingly, the Group recognises deferred tax in respect of the changes in fair value of the investment properties based on management's best estimate assuming future tax consequences through usage of such properties for rental purposes, rather than through sale. The final tax outcome could be different from the deferred tax liabilities recognised in the consolidated financial statements should the investment properties are subsequently disposed of by the Group, rather than all of the economic benefits embodied in the investment properties are consumed substantially by leasing over time. In the event the investment properties are being disposed of, the Group may be liable to higher tax upon disposal considering the impact of corporate income tax and land appreciation tax.

### **Estimation uncertainty**

The key assumptions concerning the future and other key sources of estimation uncertainty at the end of the reporting period, that have a significant risk of causing a material adjustment to the carrying amounts of assets and liabilities within the next financial year, are described below.

#### ***Inventory provision***

The Group sells jewellery products and watches, which are subject to changing consumer demands and fashion trends, and high performance vehicles and related components. Significant judgement is required to assess the appropriate level of inventory provision for these jewellery products and watches and vehicles and related components which might be sold below cost.

To consider whether any write-down of inventories is required, the Group estimates the net realisable value of inventories based on, inter alia, the condition of the inventories, current market conditions, relevant historical and current sales information, and the expected future sales of goods, as well as the ageing of inventories to identify slow-moving items.

# NOTES TO THE CONSOLIDATED FINANCIAL STATEMENTS

31 December 2022

## 3. SIGNIFICANT ACCOUNTING JUDGEMENTS AND ESTIMATES *(continued)*

### **Estimation uncertainty** *(continued)*

#### **Impairment of non-financial assets (other than goodwill)**

The Group assesses whether there are any indicators of impairment for all non-financial assets (including the right-of-use assets) at the end of each reporting period. Indefinite life intangible assets are tested for impairment annually and at other times when such an indicator exists. Other non-financial assets are tested for impairment when there are indicators that the carrying amounts may not be recoverable. An impairment exists when the carrying value of an asset or a cash-generating unit exceeds its recoverable amount, which is the higher of its fair value less costs of disposal and its value in use. The calculation of the fair value less costs of disposal is based on available data from binding sales transactions in an arm's length transaction of similar assets, observable market prices, transaction prices of similar assets in less active markets with adjustments to reflect any changes in economic conditions since the date of the transactions that occurred at those prices, or other valuation techniques, as appropriate, less incremental costs for disposing of the asset. When value in use calculations are undertaken, management must estimate the expected future cash flows from the asset or cash-generating unit and choose a suitable discount rate in order to calculate the present value of those cash flows.

#### **Impairment of goodwill**

The Group determines whether goodwill is impaired at least on an annual basis or at other times when an indicator of impairment exists. This requires an estimation of the fair value less costs of disposal or value in use of each cash-generating unit to which the goodwill is allocated. The determination of fair value less costs of disposal is based on available data from comparable binding sales transactions in an arm's length transaction or observable market prices, or other valuation techniques, as appropriate. Estimating the fair value less costs of disposal using the discounted cash flow method or value in use requires the Group to make an estimate of the expected future cash flows from the cash-generating unit and also to choose a suitable discount rate in order to calculate the present value of those cash flows.

The net carrying amount of goodwill at 31 December 2022 of approximately HK\$1,740,594,000 (30 September 2021: HK\$2,146,526,000) was allocated to the mobility technology solutions cash-generating units. Further details of the methodologies, assumptions and estimates adopted to arrive at the recoverable amounts of the respective cash-generating units to which the goodwill is allocated are set out in note 18 to the financial statements. Attributable to the nature and the underlying stage of development of the cash-generating units, the related industries and relevant markets, as well as other forward-looking factors, and the valuation methodologies adopted, the recoverable amounts of the respective cash-generating units are sensitive to the assumptions and estimates, in particular the respective estimated long term growth rates and discount rates adopted, underlying their calculations. Any significant unexpected changes/variations of underlying assumptions and estimates might have material impact on the recoverable amounts of the respective cash-generating units and, consequently, the net carrying amounts of the goodwill allocated to the respective cash-generating units within the next financial year.

# NOTES TO THE CONSOLIDATED FINANCIAL STATEMENTS

31 December 2022

## 3. SIGNIFICANT ACCOUNTING JUDGEMENTS AND ESTIMATES *(continued)*

### **Estimation uncertainty** *(continued)*

#### **Leases — Estimating the incremental borrowing rate**

The Group cannot readily determine the interest rate implicit in a lease, and therefore, it uses an incremental borrowing rate (“IBR”) to measure lease liabilities. The IBR is the rate of interest that the Group would have to pay to borrow over a similar term, and with a similar security, the funds necessary to obtain an asset of a similar value to the right-of-use asset in a similar economic environment. The IBR therefore reflects what the Group “would have to pay”, which requires estimation when no observable rates are available (such as for subsidiaries that do not enter into financing transactions) or when it needs to be adjusted to reflect the terms and conditions of the lease (for example, when leases are not in the subsidiary’s functional currency). The Group estimates the IBR using observable inputs (such as market interest rates) when available and is required to make certain entity-specific estimates, as applicable.

#### **Useful lives of intangible assets with finite useful lives**

Management determines the estimated useful lives of the Group’s intangible assets with finite lives for the calculation of amortisation of intangible assets. This estimate is determined after considering the expected period in which economic benefits can be generated from the intangible assets. Management reviews the estimated useful lives on an annual basis and future amortisation charges are adjusted where management believes the useful lives differ from previous estimates.

#### **Estimation of fair value of investment properties**

Subsequent to initial recognition, the Group’s investment properties are stated at fair value, which reflects market conditions at the end of the reporting period. The Group’s investment properties are revalued at the end of each reporting period based on valuations performed by certain independent professionally qualified valuers using recognised property valuation techniques.

In the absence of current prices in an active market for similar properties, the valuation may consider information from a variety of sources, as appropriate, including:

- (a) current prices in an active market for properties of a different nature, condition or location, adjusted to reflect those differences; and
- (b) recent prices of similar properties in less active markets, with adjustments to reflect any changes in economic conditions since the dates of the transactions that occurred at those prices.

# NOTES TO THE CONSOLIDATED FINANCIAL STATEMENTS

31 December 2022

## 3. SIGNIFICANT ACCOUNTING JUDGEMENTS AND ESTIMATES *(continued)*

### **Estimation uncertainty** *(continued)*

#### **Provision for expected credit losses on accounts receivable**

The Group uses a provision matrix to calculate ECLs for accounts receivable. The provision rates are based on days past due for groupings of various customer segments that have similar loss patterns.

The provision matrix is initially based on the Group's historical observed default rates. The Group will calibrate the matrix to adjust the historical credit loss experience with forward-looking information. For instance, if forecast economic conditions (i.e., gross domestic product) are expected to deteriorate over the next year which can lead to an increased number of defaults, the historical default rates are adjusted. At each reporting date, the historical observed default rates are updated and changes in the forward-looking estimates are analysed.

The assessment of the correlation among historical observed default rates, forecast economic conditions and ECLs is a significant estimate. The amount of ECLs is sensitive to changes in circumstances and forecast economic conditions. The Group's historical credit loss experience and forecast of economic conditions may also not be representative of a customer's actual default in the future. The information about the ECLs on the Group's accounts receivable is disclosed in note 26 to the financial statements.

#### **Provision for expected credit losses on loans receivable**

The measurement of impairment losses under HKFRS 9 on loans receivable requires judgement and estimates, in particular, the estimation of the amount and timing of future cash flows and collateral values when determining impairment losses and the assessment of a significant increase in credit risk. These estimates are driven by a number of factors, changes in which can result in different levels of allowances.

At each reporting date, the Group assesses whether there has been a significant increase in credit risk for exposures since initial recognition by comparing the risk of default occurring over the expected life between the reporting date and the date of initial recognition. The Group considers reasonable and supportable information that is relevant and available without undue cost or effort for this purpose. This includes qualitative and quantitative information and also forward-looking analysis. The information about the ECLs on the Group's loans receivable is disclosed in note 23 to the financial statements.

# NOTES TO THE CONSOLIDATED FINANCIAL STATEMENTS

31 December 2022

## 3. SIGNIFICANT ACCOUNTING JUDGEMENTS AND ESTIMATES *(continued)*

### *Estimation uncertainty (continued)*

#### **Fair value measurement of financial instruments**

When the fair values of financial assets and financial liabilities recorded in the statement of financial position cannot be derived from active markets, their fair values are determined using valuation techniques including the use of comparable recent arm's length transactions and other valuation techniques commonly used by other market participants. The inputs to these models are taken from observable markets where possible, but where this is not feasible, a degree of judgement is required in establishing fair values. The judgements and estimates include considerations of inputs such as volatility, risk-free rate and discount rate. Changes in assumptions about these factors could affect the reported fair value of financial instruments.

#### **Fair value of share options**

The determination of the fair value of the share options granted requires judgements and estimates in determining the expected volatility of share price, the expected dividend yield, the expected life of the options and the number of share options that are expected to vest. Where the outcome of the number of options that are vested is different, such difference will impact the profit or loss in the subsequent remaining vesting period of the relevant share options.

## 4. OPERATING SEGMENT INFORMATION

For management purposes, the Group is organised into business units based on their products and services and has three reportable operating segments as follows:

- (a) Mobility technology solutions segment — design, development, manufacturing and sales of high performance hypercars, and provision of mobility technology solutions;
- (b) Jewellery products, watches and other commodities segment — retailing and wholesale of jewellery products, watches and other commodities; and
- (c) Money lending segment — provision of loan finance.



# NOTES TO THE CONSOLIDATED FINANCIAL STATEMENTS

31 December 2022

## 4. OPERATING SEGMENT INFORMATION *(continued)*

Management monitors the results of the Group's operating segments separately for the purpose of making decisions about resource allocation and performance assessment. Segment performance is evaluated based on reportable segment profit/loss, which is a measure of adjusted profit/loss before tax. The adjusted profit/loss before tax is measured consistently with the Group's profit/(loss) before tax except that bank interest income, fair value gains/losses on listed equity investments, net, fair value losses on convertible bonds, gain/loss on disposal of subsidiaries, non-lease-related finance costs as well as head office and corporate income and expenses are excluded from such measurement.

Segment assets exclude investment properties, deferred tax assets, listed equity investments, tax recoverable, cash and cash equivalents and other unallocated head office and corporate assets as these assets are managed on a group basis.

Segment liabilities exclude certain interest-bearing bank borrowings, convertible bonds, tax payable, deferred tax liabilities and other unallocated head office and corporate liabilities as these liabilities are managed on a group basis.

### Fifteen months ended 31 December 2022/at 31 December 2022

	Mobility technology solutions HK\$'000	Jewellery products, watches and other commodities HK\$'000	Money lending HK\$'000	Total HK\$'000
<b>Segment revenue:</b>				
Revenue from external customers	218,819	507,760	48,309	774,888
<b>Segment results</b>	<b>530,545</b>	<b>(25,784)</b>	<b>(23,124)</b>	<b>481,637</b>
<b>Reconciliation</b>				
Bank interest income				357
Fair value gains on listed equity investments, net				15,503
Fair value losses on convertible bonds				(12,418)
Loss on disposal of subsidiaries				(4,249)
Corporate and other unallocated income and expenses, net				(193,366)
Finance costs (other than interest on lease liabilities)				(19,729)
Profit before tax				267,735

# NOTES TO THE CONSOLIDATED FINANCIAL STATEMENTS

31 December 2022

## 4. OPERATING SEGMENT INFORMATION (continued)

Fifteen months ended 31 December 2022/at 31 December 2022 (continued)

	Mobility technology solutions HK\$'000	Jewellery products, watches and other commodities HK\$'000	Money lending HK\$'000	Total HK\$'000
<b>Segment assets</b>	3,690,172	206,152	684,467	4,580,791
<b>Reconciliation</b>				
Corporate and other unallocated assets				353,038
<b>Total assets</b>				<b>4,933,829</b>
<b>Segment liabilities</b>	135,054	184,425	13,733	333,212
<b>Reconciliation</b>				
Corporate and other unallocated liabilities				339,831
<b>Total liabilities</b>				<b>673,043</b>
<b>Other segment information:</b>				
Capital expenditure*	6,426	19	260	6,705
Interest in a joint venture	6,808	–	–	6,808
Interest in an associate	–	–	–	–
Share of loss of a joint venture	25,209	–	–	25,209
Share of loss of an associate	43,828	–	–	43,828
Fair value gains on financial assets at fair value through profit or loss, net	(423,749)	–	–	(423,749)
Fair value gains on contingent consideration payables	(274,943)	–	–	(274,943)
Impairment of goodwill	107,824	–	–	107,824
Impairment of accounts receivable, net	(315)	(686)	–	(1,001)
Impairment of loans receivable, net	–	–	38,848	38,848
Depreciation of property, plant and equipment**	8,252	690	1,894	10,836
Depreciation of right-of-use assets***	6,905	2,461	3,448	12,814
Amortisation of other intangible assets	24,671	–	–	24,671
Write-down/(reversal of write-down) of inventories to net realisable value	(661)	24,910	–	24,249

\* Capital expenditure consists of additions to property, plant and equipment and other intangible assets. Capital expenditure for additions to property, plant and equipment amounting to HK\$2,170,000 is included in corporate and other unallocated assets above.

\*\* Depreciation of property, plant and equipment amounting to HK\$2,906,000 is included in corporate and other unallocated income and expenses, net above.

\*\*\* Depreciation of right-of-use assets amounting to HK\$4,601,000 is included in corporate and other unallocated income and expenses, net above.

# NOTES TO THE CONSOLIDATED FINANCIAL STATEMENTS

31 December 2022

## 4. OPERATING SEGMENT INFORMATION *(continued)*

Year ended 30 September 2021/at 30 September 2021

	Mobility technology solutions HK\$'000	Jewellery products, watches and other commodities HK\$'000	Money lending HK\$'000	Others HK\$'000	Total HK\$'000
<b>Segment revenue:</b>					
Revenue from external customers	104,845	377,246	45,115	1,353	528,559
<b>Segment results</b>	(58,480)	(47,577)	6,197	1,353	(98,507)
<b>Reconciliation</b>					
Bank interest income					792
Fair value losses on listed equity investments					(47,338)
Gain on disposal of subsidiaries					35,840
Corporate and other unallocated income and expenses, net					(241,294)
Finance costs (other than interest on lease liabilities)					(5,702)
Loss before tax					(356,209)
<b>Segment assets</b>	3,683,347	266,515	707,014	12,825	4,669,701
<b>Reconciliation</b>					
Corporate and other unallocated assets					411,962
Total assets					5,081,663
<b>Segment liabilities</b>	956,112	183,996	42,767	–	1,182,875
<b>Reconciliation</b>					
Corporate and other unallocated liabilities					259,206
Total liabilities					1,442,081

# NOTES TO THE CONSOLIDATED FINANCIAL STATEMENTS

31 December 2022

## 4. OPERATING SEGMENT INFORMATION *(continued)*

Year ended 30 September 2021/at 30 September 2021 *(continued)*

	Mobility technology solutions HK\$'000	Jewellery products, watches and other commodities HK\$'000	Money lending HK\$'000	Others HK\$'000	Total HK\$'000
<b>Other segment information:</b>					
Capital expenditure*	12,942	4,535	73	46,529	64,079
Interest in a joint venture	379	–	–	–	379
Share of loss of a joint venture	2	–	–	–	2
Share of losses of associates	42,271	634	–	–	42,905
Fair value gains on financial assets at fair value through profit or loss	(69,223)	–	–	–	(69,223)
Fair value losses on contingent consideration payables, net	56,008	–	–	–	56,008
Impairment of accounts receivable, net	–	1,302	–	–	1,302
Impairment of loans receivable, net	–	–	12,547	–	12,547
Impairment of other receivables	–	23,908	–	–	23,908
Depreciation of property, plant and equipment**	7,876	678	1,970	–	10,524
Depreciation of right-of-use assets***	2,564	3,051	2,648	–	8,263
Amortisation of other intangible assets	20,689	–	–	–	20,689
Reversal of write-down of inventories to net realisable value	(1,121)	–	–	–	(1,121)

\* Capital expenditure consists of additions to property, plant and equipment, investment properties, other intangible assets and deposits paid for purchases of items of property, plant and equipment including additions to property, plant and equipment and other intangible assets from acquisition of subsidiaries. Capital expenditure for additions to property, plant and equipment amounting to HK\$6,281,000 is included in corporate and other unallocated assets above.

\*\* Depreciation of property, plant and equipment amounting to HK\$2,136,000 is included in corporate and other unallocated income and expenses, net above.

\*\*\* Depreciation of right-of-use assets amounting to HK\$1,030,000 is included in corporate and other unallocated income and expenses, net above.

# NOTES TO THE CONSOLIDATED FINANCIAL STATEMENTS

31 December 2022

## 4. OPERATING SEGMENT INFORMATION (continued)

### Geographic information

#### (a) Revenue from external customers

	Fifteen months ended 31 December 2022 HK\$'000	Year ended 30 September 2021 HK\$'000
Mainland China	471,487	345,365
Hong Kong	160,871	128,804
Other countries/regions	142,530	54,390
	<b>774,888</b>	528,559

The revenue information above is based on the locations of the customers.

#### (b) Non-current assets

	31 December 2022 HK\$'000	30 September 2021 HK\$'000
Mainland China	72,869	76,626
Hong Kong	913,880	863,796
Japan	1,137,706	1,331,287
Europe	23,370	392,440
Other countries/regions	53	–
	<b>2,147,878</b>	2,664,149

The non-current asset information above is based on the locations of the assets and excludes financial assets and deferred tax assets.

### Information about a major customer

Revenue from an external customer contributing over 10% to the Group's total revenue is as follows:

	Fifteen months ended 31 December 2022 HK\$'000	Year ended 30 September 2021 HK\$'000
Customer A	110,739	92,000

The above revenue is reported under the jewellery products, watches and other commodities segment.



# NOTES TO THE CONSOLIDATED FINANCIAL STATEMENTS

31 December 2022

## 5. REVENUE

An analysis of revenue is as follows:

	Fifteen months ended 31 December 2022 HK\$'000	Year ended 30 September 2021 HK\$'000
<b>Revenue from contracts with customers</b>		
Sales and distribution of vehicles and related components, provision of engineering services, provision of design, development and prototyping of vehicle components and licencing income	218,819	104,845
Sales of jewellery products, watches and other commodities	507,760	377,246
	<b>726,579</b>	482,091
<b>Revenue from other sources</b>		
Interest income from loan financing	48,309	45,115
Rental income from investment properties	–	1,353
	<b>48,309</b>	46,468
	<b>774,888</b>	528,559

# NOTES TO THE CONSOLIDATED FINANCIAL STATEMENTS

31 December 2022

## 5. REVENUE (continued)

### Revenue from contracts with customers

#### (i) Disaggregated revenue information

For the fifteen months ended 31 December 2022

Segments	Mobility technology solutions HK\$'000	Jewellery products, watches and other commodities HK\$'000	Total HK\$'000
<b>Types of goods or services</b>			
Sales and distribution of vehicles and related components, provision of engineering services, provision of design, development and prototyping of vehicle components and licencing income	218,819	–	218,819
Sales of jewellery products, watches and other commodities	–	507,760	507,760
Total revenue from contracts with customers	218,819	507,760	726,579
<b>Geographical markets</b>			
Mainland China	15,907	455,580	471,487
Hong Kong	80,502	32,060	112,562
Germany	67,250	–	67,250
Taiwan	–	20,120	20,120
Japan	415	–	415
Other countries/regions	54,745	–	54,745
Total revenue from contracts with customers	218,819	507,760	726,579
<b>Timing of revenue recognition</b>			
At a point in time	137,235	507,760	644,995
Over time	81,584	–	81,584
Total revenue from contracts with customers	218,819	507,760	726,579

# NOTES TO THE CONSOLIDATED FINANCIAL STATEMENTS

31 December 2022

## 5. REVENUE (continued)

### Revenue from contracts with customers (continued)

#### (i) Disaggregated revenue information (continued)

For the year ended 30 September 2021

Segments	Mobility technology solutions HK\$'000	Jewellery products, watches and other commodities HK\$'000	Total HK\$'000
<b>Types of goods or services</b>			
Sales and distribution of vehicles and related components, provision of engineering services, provision of design, development and prototyping of vehicle components and licencing income	104,845	–	104,845
Sales of jewellery products, watches and other commodities	–	377,246	377,246
Total revenue from contracts with customers	104,845	377,246	482,091
<b>Geographical markets</b>			
Mainland China	5,100	338,912	344,012
Hong Kong	57,466	26,223	83,689
Germany	20,323	–	20,323
Taiwan	–	12,111	12,111
Japan	751	–	751
Other countries/regions	21,205	–	21,205
Total revenue from contracts with customers	104,845	377,246	482,091
<b>Timing of revenue recognition</b>			
At a point in time	82,074	377,246	459,320
Over time	22,771	–	22,771
Total revenue from contracts with customers	104,845	377,246	482,091

# NOTES TO THE CONSOLIDATED FINANCIAL STATEMENTS

31 December 2022

## 5. REVENUE (continued)

### Revenue from contracts with customers (continued)

#### (i) Disaggregated revenue information (continued)

Set out below is the reconciliation of the revenue from contracts with customers with the amounts disclosed in the segment information:

For the fifteen months 31 December 2022

Segments	Mobility technology solutions HK\$'000	Jewellery products, watches and other commodities HK\$'000	Total HK\$'000
Revenue from contracts with customers External customers	218,819	507,760	726,579

For the year ended 30 September 2021

Segments	Mobility technology solutions HK\$'000	Jewellery products, watches and other commodities HK\$'000	Total HK\$'000
Revenue from contracts with customers External customers	104,845	377,246	482,091

The following table shows the amounts of revenue recognised in the current reporting period that were included in the contract liabilities at the beginning of the reporting period:

	Fifteen months ended 31 December 2022 HK\$'000	Year ended 30 September 2021 HK\$'000
Revenue recognised that was included in contract liabilities at the beginning of the reporting period:		
Sales of jewellery products, watches and other commodities	51,097	19,295
Sales and distribution of vehicles and related components and provision of engineering services	67,245	29,483
	118,342	48,778

# NOTES TO THE CONSOLIDATED FINANCIAL STATEMENTS

31 December 2022

## 5. REVENUE (continued)

### Revenue from contracts with customers (continued)

#### (ii) Performance obligations

Information about the Group's performance obligations is summarised below:

##### *Sales of jewellery products, watches and other commodities*

The performance obligation is satisfied upon delivery of the jewellery products, watches and other commodities and payment is generally due immediately at the point the customer purchases the goods or within 30 to 90 days from delivery, except for new customers, where payment in advance is normally required. Some contracts provide certain customers with volume rebates which give rise to variable consideration subject to constraint.

##### *Sales and distribution of vehicles and related components and provision of engineering services*

The performance obligation for the sale of vehicles and related components and provision of engineering services is satisfied upon delivery of the vehicles or engineering platform and payment is generally due within 30 days from delivery.

The performance obligation for the provision of distribution right of vehicles is satisfied over time as services are rendered and customers simultaneously receive and consume the benefits over the distribution period. Payment was made in advance of the distribution period.

##### *Provision of design, development and prototyping of vehicle components*

The performance obligation is satisfied over time as services are rendered and payment is generally due within 30 days from the date of invoice.

##### *Licencing income*

The performance obligation is satisfied upon granting the licence and payment is due upon issuance of invoice.

The amounts of transaction prices allocated to the remaining performance obligations (unsatisfied or partially unsatisfied) as at the end of the reporting period are as follows:

	<b>31 December 2022 HK\$'000</b>	30 September 2021 HK\$'000
Amounts expected to be recognised as revenue:		
Within one year	<b>92,724</b>	226,634
After one year	–	10,808
	<b>92,724</b>	237,442

The amounts of transaction prices allocated to the remaining performance obligations which are expected to be recognised as revenue after one year relate to the provision of distribution rights of vehicles, of which the performance obligations are to be satisfied within five years. All the other amounts of transaction prices allocated to the remaining performance obligations are expected to be recognised as revenue within one year. The amounts disclosed above do not include variable consideration which is constrained.



# NOTES TO THE CONSOLIDATED FINANCIAL STATEMENTS

31 December 2022

## 6. OTHER INCOME

An analysis of the Group's other income is as follows:

	Fifteen months ended 31 December 2022 HK\$'000	Year ended 30 September 2021 HK\$'000
Bank interest income	357	792
Rental income	369	–
Consultancy income	8,793	–
Marketing subsidies	–	5,233
Government subsidies (note)	24	602
Others	15,499	12,251
	<b>25,042</b>	<b>18,878</b>

Note:

Government subsidies mainly represent subsidies received in connection with the support from the Anti-epidemic Fund of the Government of Hong Kong Special Administrative Region. There are no unfulfilled conditions or contingencies relating to these subsidies.

## 7. OTHER GAINS/(LOSSES), NET

An analysis of the Group's other gains/(losses), net, is as follows:

	Fifteen months ended 31 December 2022 HK\$'000	Year ended 30 September 2021 HK\$'000
Fair value gains/(losses) on investment properties	385	(121)
Fair value gains on financial assets at fair value through profit or loss, net — mandatorily classified as such, including those held for trading	439,252	21,885
Fair value gains/(losses) on contingent consideration payables, net	274,943	(56,008)
Fair value losses on convertible bonds	(12,418)	–
Gain/(loss) on deregistration of a subsidiary	(9)	46
Gain/(loss) on disposal of subsidiaries	(4,249)	35,840
Gain on termination of leases	6	48
Impairment of goodwill	(107,824)	–
Reversal of impairment/(impairment) of accounts receivable, net	1,001	(1,302)
Impairment of loans receivable, net	(38,848)	(12,547)
Impairment of other receivables, net	(4,229)	(25,554)
Foreign exchange differences, net	(22,790)	(1,953)
Loss on disposal of items of property, plant and equipment, net	(1,441)	(564)
	<b>523,779</b>	<b>(40,230)</b>

# NOTES TO THE CONSOLIDATED FINANCIAL STATEMENTS

31 December 2022

## 8. PROFIT/(LOSS) BEFORE TAX

The Group's profit/(loss) before tax is arrived at after charging/(crediting):

	Fifteen months ended 31 December 2022 HK\$'000	Year ended 30 September 2021 HK\$'000
Cost of inventories sold	523,986	377,177
Depreciation of property, plant and equipment	13,742	12,660
Depreciation of right-of-use assets	17,415	9,293
Amortisation of other intangible assets	24,671	20,689
Lease payments not included in the measurement of lease liabilities (note 17(c))	5,768	5,479
Auditor's remuneration	7,600	6,500
Employee benefit expense (including directors' and chief executive's remuneration (note 10)):		
Salaries, allowances, bonuses and other benefits	121,962	82,243
Equity-settled share option expense	41,678	41,467
Pension scheme contributions (defined contribution schemes) (note (i))	13,712	5,923
	177,352	129,633
Write-down/(reversal of write-down) of inventories to net realisable value	24,249	(1,121)

Note:

- (i) At 31 December 2022, the Group had no material forfeited contributions available to reduce its contributions to the pension schemes in future years (30 September 2021: Nil).

## 9. FINANCE COSTS

An analysis of finance costs is as follows:

	Fifteen months ended 31 December 2022 HK\$'000	Year ended 30 September 2021 HK\$'000
Interest on interest-bearing bank and other borrowings	4,987	5,702
Interest on lease liabilities	1,721	1,121
Interest on convertible bonds	14,742	–
	21,450	6,823

# NOTES TO THE CONSOLIDATED FINANCIAL STATEMENTS

31 December 2022

## 10. DIRECTORS' AND CHIEF EXECUTIVE'S REMUNERATION

Directors' and chief executive's remuneration for the period/year, disclosed pursuant to the Rules Governing the Listing of Securities on The Stock Exchange of Hong Kong Limited (the "Listing Rules"), section 383(1)(a), (b), (c) and (f) of the Hong Kong Companies Ordinance and Part 2 of the Hong Kong Companies (Disclosure of Information about Benefits of Directors) Regulation, is as follows:

	<b>Fifteen months ended 31 December 2022 HK\$'000</b>	Year ended 30 September 2021 HK\$'000
Fees	<b>2,720</b>	1,076
Other emoluments:		
Salaries, allowances and other benefits	<b>20,480</b>	23,706
Equity-settled share option expense	<b>25,964</b>	22,248
Pension scheme contributions	<b>194</b>	44
	<b>46,638</b>	45,998
	<b>49,358</b>	47,074

During the period and in prior years, certain directors and the chief executive were granted share options, in respect of their services to the Group, under the share option scheme of the Company, further details of which are set out in note 35 to the financial statements. The fair value of such options, which has been recognised in the consolidated statement of profit or loss over the vesting period, was determined as at the date of grant and the amount included in the financial statements for the current period is included in the above directors' and chief executive's remuneration disclosures.

# NOTES TO THE CONSOLIDATED FINANCIAL STATEMENTS

31 December 2022

## 10. DIRECTORS' AND CHIEF EXECUTIVE'S REMUNERATION (continued)

### (a) Independent non-executive directors

	Fees HK\$'000	Equity-settled share option expense HK\$'000	Total remuneration HK\$'000
<b>Fifteen months ended 31 December 2022</b>			
Mr. Tam Ping Kuen, Daniel (note (i))	125	521	646
Mr. Teoh Chun Ming	313	521	834
Mr. Peter Edward Jackson	313	521	834
Mr. Charles Matthew Pecot III	313	521	834
Ms. Hau Yan Hannah Lee (note (ii))	188	–	188
	<b>1,252</b>	<b>2,084</b>	<b>3,336</b>
<b>Year ended 30 September 2021</b>			
Mr. Tam Ping Kuen, Daniel	237	580	817
Mr. Teoh Chun Ming	237	534	771
Mr. Peter Edward Jackson	237	534	771
Mr. Charles Matthew Pecot III	237	534	771
	<b>948</b>	<b>2,182</b>	<b>3,130</b>

Notes:

- (i) Mr. Tam Ping Kuen, Daniel resigned as an independent non-executive director of the Company with effect from 31 March 2022.
- (ii) Ms. Hau Yan Hannah Lee was appointed as an independent non-executive director of the Company with effect from 1 April 2022.

There were no other emoluments payable to the independent non-executive directors during the period (year ended 30 September 2021: Nil).

# NOTES TO THE CONSOLIDATED FINANCIAL STATEMENTS

31 December 2022

## 10. DIRECTORS' AND CHIEF EXECUTIVE'S REMUNERATION (continued)

### (b) Executive directors, the chief executive and non-executive directors

	Fees HK\$'000	Salaries, allowances and other benefits HK\$'000	Pension scheme contributions HK\$'000	Equity- settled share option expense HK\$'000	Total remuneration HK\$'000
<b>Fifteen months ended 31 December 2022</b>					
<b>Executive directors/chief executive</b>					
Mr. Ho King Fung, Eric	–	7,200	22	7,819	15,041
Mr. Sung Kin Man (note (i))	–	5,451	9	5,212	10,672
Mr. Joseph Lee (note (ii))	–	2,322	18	10,328	12,668
Mr. Qi Zhenggang (note (iii))	–	2,520	116	–	2,636
Mr. Mirko Konta (note (iv))	309	2,987	29	521	3,846
	<b>309</b>	<b>20,480</b>	<b>194</b>	<b>23,880</b>	<b>44,863</b>
<b>Non-executive directors</b>					
Mr. Freeman Hui Shen (note (v))	–	–	–	–	–
Mr. Wilfried Porth (note (vi))	1,159	–	–	–	1,159
	<b>1,159</b>	<b>–</b>	<b>–</b>	<b>–</b>	<b>1,159</b>

Year ended 30 September 2021

<b>Executive directors/chief executive</b>					
Mr. Ho King Fung, Eric	–	10,800	18	10,010	20,828
Mr. Sung Kin Man	–	9,000	18	10,010	19,028
Mr. Mirko Konta (note (iv))	128	1,212	–	–	1,340
	<b>128</b>	<b>21,012</b>	<b>36</b>	<b>20,020</b>	<b>41,196</b>
<b>Non-executive director</b>					
Mr. Zhang Jinbing (note (vii))	–	2,694	8	46	2,748
	<b>128</b>	<b>23,706</b>	<b>44</b>	<b>20,066</b>	<b>43,944</b>



# NOTES TO THE CONSOLIDATED FINANCIAL STATEMENTS

31 December 2022

## 10. DIRECTORS' AND CHIEF EXECUTIVE'S REMUNERATION *(continued)*

### (b) Executive directors, the chief executive and non-executive directors *(continued)*

Notes:

- (i) Mr. Sung Kin Man resigned as an executive director and chief executive officer of the Company with effect from 14 March 2022.
- (ii) Mr. Joseph Lee was appointed as an executive director of the Company with effect from 13 January 2022.
- (iii) Mr. Qi Zhenggang was appointed as an executive director of the Company with effect from 1 April 2022.
- (iv) Mr. Mirko Konta was appointed as an executive director of the Company with effect from 1 April 2021 and resigned as an executive director of the Company with effect from 23 December 2022.
- (v) Mr. Freeman Hui Shen was appointed as a non-executive director of the Company with effect from 13 January 2022.
- (vi) Mr. Wilfried Porth was appointed as a non-executive director of the Company with effect from 1 May 2022.
- (vii) Mr. Zhang Jinbing retired as a non-executive director of the Company with effect from 19 March 2021.

During the period, no remuneration was paid or payable by the Group to the directors as an inducement to join or upon joining the Group or as compensation for loss of office (year ended 30 September 2021: Nil).

There was no arrangement under which a director or the chief executive waived or agreed to waive any remuneration during the period (year ended 30 September 2021: Nil).

The above directors' and chief executive's remuneration only included remuneration during the tenure of each director and the chief executive of the Company.

# NOTES TO THE CONSOLIDATED FINANCIAL STATEMENTS

31 December 2022

## 11. FIVE HIGHEST PAID EMPLOYEES

The five highest paid employees during the period included three (year ended 30 September 2021: two) directors, details of whose remuneration are set out in note 10 above. Details of the remuneration for the period of the remaining two (year ended 30 September 2021: three) highest paid employees who are neither a director nor chief executive of the Company are as follows:

	<b>Fifteen months ended 31 December 2022 HK\$'000</b>	Year ended 30 September 2021 HK\$'000
Salaries, allowances and other benefits	9,000	14,559
Equity-settled share option expense	8,461	16,062
Pension scheme contributions	45	54
	<b>17,506</b>	<b>30,675</b>

The number of non-director and non-chief executive highest paid employees whose remuneration fell within the following bands is as follows:

	<b>Number of employees</b>	
	<b>Fifteen months ended 31 December 2022</b>	Year ended 30 September 2021
HK\$5,500,001 to HK\$6,000,000	–	1
HK\$8,000,001 to HK\$8,500,000	1	–
HK\$9,000,001 to HK\$9,500,000	1	–
HK\$12,500,001 to HK\$13,000,000	–	2
	<b>2</b>	<b>3</b>

During the period and in prior years, share options were granted to certain non-director and non-chief executive highest paid employees in respect of their services to the Group, further details of which are included in the disclosures in note 35 to the financial statements. The fair value of such options, which has been recognised in the consolidated statement of profit or loss over the vesting period, was determined as at the date of grant and the amount included in the financial statements for the current period is included in the above non-director and non-chief executive highest paid employees' remuneration disclosures.

# NOTES TO THE CONSOLIDATED FINANCIAL STATEMENTS

31 December 2022

## 12. INCOME TAX

Hong Kong profits tax has been provided at the rate of 16.5% (year ended 30 September 2021: 16.5%) on the estimated assessable profits arising in Hong Kong during the period, except for one subsidiary of the Group which is a qualifying entity under the two-tiered profits tax rates regime. The first HK\$2,000,000 (year ended 30 September 2021: HK\$2,000,000) of assessable profits of this subsidiary are taxed at 8.25% (year ended 30 September 2021: 8.25%) and the remaining assessable profits are taxed at 16.5% (year ended 30 September 2021: 16.5%). Taxes on profits assessable elsewhere have been calculated at the rates of tax prevailing in the countries/jurisdictions in which the Group operates.

	Fifteen months ended 31 December 2022 HK\$'000	Year ended 30 September 2021 HK\$'000
Current:		
Hong Kong		
Charge for the period/year	10,468	3,594
Overprovision in prior periods/years	(3,232)	(631)
Elsewhere		
Charge for the period/year	3,754	10,782
Overprovision in prior periods/years	(8,076)	–
Deferred (note 33)	(1,538)	(10,601)
<b>Total tax charge for the period/year</b>	<b>1,376</b>	<b>3,144</b>

A reconciliation of the tax charge/(credit) applicable to profit/(loss) before tax at the Hong Kong statutory rate, for the jurisdiction in which the Company's and certain of its subsidiaries' principal place of operations is located, to the tax charge at the Group's effective tax rate is as follows:

	Fifteen months ended 31 December 2022 HK\$'000	Year ended 30 September 2021 HK\$'000
Profit/(loss) before tax	267,735	(356,209)
Tax charge/(credit) at the Hong Kong statutory tax rate of 16.5% (year ended 30 September 2021: 16.5%)	44,176	(58,774)
Effect of different tax rates for or enacted by other jurisdictions/local authority	(22,963)	(18,388)
Adjustments in respect of current tax of previous periods	(11,308)	(631)
Losses attributable to a joint venture and associates	11,391	7,080
Income not subject to tax	(122,287)	(18,501)
Expenses not deductible for tax	59,864	39,497
Tax losses utilised from previous periods	(1,292)	(4,925)
Tax losses not recognised	44,760	49,309
Others	(965)	8,477
<b>Tax charge at the Group's effective tax rate</b>	<b>1,376</b>	<b>3,144</b>

# NOTES TO THE CONSOLIDATED FINANCIAL STATEMENTS

31 December 2022

## 13. DIVIDEND

The board of directors of the Company does not recommend the payment of any dividend in respect of the fifteen months ended 31 December 2022 (year ended 30 September 2021: Nil).

## 14. EARNINGS/(LOSS) PER SHARE ATTRIBUTABLE TO ORDINARY EQUITY HOLDERS OF THE COMPANY

The calculation of the basic earnings/(loss) per share amount is based on the profit/(loss) for the period/year attributable to ordinary equity holders of the Company, and the weighted average number of ordinary shares of 8,515,845,391 (year ended 30 September 2021: 7,747,285,685) in issue during the period/year, as adjusted to exclude the shares repurchased during the period.

The calculation of the diluted earnings per share amount for the fifteen months ended 31 December 2022 is based on the profit for the period attributable to ordinary equity holders of the Company, adjusted for the effect of dilutive potential ordinary shares arising from adjustment to the share of loss of an associate. The weighted average number of ordinary shares used in the calculation of the diluted earnings per share amount for the fifteen months ended 31 December 2022 is the number of ordinary shares in issue during the period, as used in the basic earnings per share calculation, and the weighted average number of ordinary shares assumed to have been issued at no consideration on the deemed exercise of all dilutive share options into ordinary shares. No adjustment has been made to the basic earnings per share amount presented for the fifteen months ended 31 December 2022 in respect of a dilution arising from convertible bonds as the impact of the convertible bonds outstanding had an anti-dilutive effect on the basic earnings per share amount presented.

The calculation of the diluted loss per share amount for the year ended 30 September 2021 is based on the loss for the year attributable to ordinary equity holders of the Company, adjusted for the effect of dilutive potential ordinary shares arising from adjustment to the share of loss of an associate. The weighted average number of ordinary shares used in the calculation of the diluted loss per share amount for the year ended 30 September 2021 is the number of ordinary shares in issue during the year ended 30 September 2021, as used in the basic loss per share calculation, as the impact of the share options outstanding had an anti-dilutive effect on the diluted loss per share amount presented.

# NOTES TO THE CONSOLIDATED FINANCIAL STATEMENTS

31 December 2022

## 14. EARNINGS/(LOSS) PER SHARE ATTRIBUTABLE TO ORDINARY EQUITY HOLDERS OF THE COMPANY *(continued)*

The calculations of basic and diluted earnings/(loss) per share are based on:

### Earnings/(loss)

	Fifteen months ended 31 December 2022 HK\$'000	Year ended 30 September 2021 HK\$'000
Profit/(loss) attributable to ordinary equity holders of the Company, used in the basic earnings/(loss) per share calculation	263,459	(349,589)
Effect of dilutive potential ordinary shares arising from adjustment to the share of loss of an associate	(108,127)	(41,397)
Profit/(loss) attributable to ordinary equity holders of the Company, used in the diluted earnings/(loss) per share calculation	155,332	(390,986)

### Shares

	Number of shares Fifteen months ended 31 December 2022	Year ended 30 September 2021
Weighted average number of ordinary shares in issue during the period/year used in the basic earnings/(loss) per share calculation	8,515,845,391	7,747,285,685
Effect of dilution – weighted average number of ordinary shares: Share options	126,007	–
Weighted average number of ordinary shares in issue during the period/year used in the diluted earnings/(loss) per share calculation	8,515,971,398	7,747,285,685



# NOTES TO THE CONSOLIDATED FINANCIAL STATEMENTS

31 December 2022

## 15. PROPERTY, PLANT AND EQUIPMENT

	Freehold land HK\$'000	Buildings HK\$'000	Leasehold improvements HK\$'000	Plant and machinery HK\$'000	Furniture, fixtures and office equipment HK\$'000	Motor vehicles HK\$'000	Total HK\$'000
<b>31 December 2022</b>							
At 30 September 2021 and at 1 October 2021:							
Cost	18,788	52,506	31,435	9,907	25,113	5,802	143,551
Accumulated depreciation	–	(4,746)	(18,898)	(2,477)	(12,332)	(1,775)	(40,228)
Net carrying amount	18,788	47,760	12,537	7,430	12,781	4,027	103,323
At 1 October 2021, net of accumulated depreciation	18,788	47,760	12,537	7,430	12,781	4,027	103,323
Additions	–	–	2,077	1,333	1,157	217	4,784
Disposals	–	–	(1,462)	–	(16)	(611)	(2,089)
Disposal of subsidiaries (note 38)	–	–	(4)	–	(74)	–	(78)
Assets included in disposal groups classified as held for sale (note 39)	–	–	(1,767)	(1,176)	(962)	(169)	(4,074)
Depreciation provided during the period	–	(1,634)	(3,552)	(2,461)	(4,665)	(1,430)	(13,742)
Exchange realignment	(1,867)	(4,892)	(915)	(557)	(460)	(196)	(8,887)
At 31 December 2022, net of accumulated depreciation	16,921	41,234	6,914	4,569	7,761	1,838	79,237
At 31 December 2022:							
Cost	16,921	46,856	13,200	8,758	18,024	4,606	108,365
Accumulated depreciation	–	(5,622)	(6,286)	(4,189)	(10,263)	(2,768)	(29,128)
Net carrying amount	16,921	41,234	6,914	4,569	7,761	1,838	79,237

# NOTES TO THE CONSOLIDATED FINANCIAL STATEMENTS

31 December 2022

## 15. PROPERTY, PLANT AND EQUIPMENT *(continued)*

	Freehold land HK\$'000	Buildings HK\$'000	Leasehold improvements HK\$'000	Plant and machinery HK\$'000	Furniture, fixtures and office equipment HK\$'000	Motor vehicles HK\$'000	Total HK\$'000
<b>30 September 2021</b>							
At 1 October 2020:							
Cost	19,524	54,109	28,750	7,789	17,910	6,530	134,612
Accumulated depreciation	–	(3,497)	(15,966)	(943)	(8,280)	(3,092)	(31,778)
Net carrying amount	19,524	50,612	12,784	6,846	9,630	3,438	102,834
At 1 October 2020, net of accumulated depreciation	19,524	50,612	12,784	6,846	9,630	3,438	102,834
Additions	–	–	–	–	7,738	4,228	11,966
Acquisition of subsidiaries (note 37)	–	–	2,734	2,046	1,039	838	6,657
Disposals	–	–	–	–	(12)	(1,564)	(1,576)
Disposal of a subsidiary (note 38)	–	–	–	–	(583)	–	(583)
Depreciation provided during the year	–	(1,460)	(2,649)	(1,636)	(4,571)	(2,344)	(12,660)
Exchange realignment	(736)	(1,392)	(332)	174	(460)	(569)	(3,315)
At 30 September 2021, net of accumulated depreciation	18,788	47,760	12,537	7,430	12,781	4,027	103,323
At 30 September 2021:							
Cost	18,788	52,506	31,435	9,907	25,113	5,802	143,551
Accumulated depreciation	–	(4,746)	(18,898)	(2,477)	(12,332)	(1,775)	(40,228)
Net carrying amount	18,788	47,760	12,537	7,430	12,781	4,027	103,323

At the end of the reporting period, the Group's freehold land with carrying amounts of HK\$5,725,000 (30 September 2021: HK\$5,725,000) and HK\$11,196,000 (30 September 2021: HK\$13,063,000) are situated in Germany and Japan, respectively.

As at 31 December 2022, the Group's freehold land and buildings in Japan and certain leasehold land included in right-of-use assets (note 17) and buildings in Mainland China with net carrying amounts of HK\$38,887,000 (30 September 2021: HK\$46,739,000) and HK\$53,114,000 (30 September 2021: HK\$58,134,000), respectively, were pledged to secure certain bank loans granted to the Group (note 31).

# NOTES TO THE CONSOLIDATED FINANCIAL STATEMENTS

31 December 2022

## 16. INVESTMENT PROPERTIES

	<b>31 December 2022 HK\$'000</b>	30 September 2021 HK\$'000
Carrying amount at beginning of period/year	<b>12,825</b>	63,228
Additions during the period/year	–	46,248
Disposal of subsidiaries (note 38)	–	(101,120)
Gain/(loss) from a fair value adjustment	<b>385</b>	(121)
Exchange realignment	<b>(823)</b>	4,590
Carrying amount at end of period/year	<b>12,387</b>	12,825

The Group's investment properties consists of three properties in Mainland China. The directors of the Company have determined that the investment properties consist of one class of asset, i.e., commercial, based on the nature, characteristics and risks of each property. The Group's investment properties were revalued on 31 December 2022 based on valuations performed by Graval Consulting Limited, independent professionally qualified valuers, at approximately HK\$12,387,000. Each year, the Group's management decides to appoint which external valuer to be responsible for the external valuations of the Group's properties. Selection criteria include market knowledge, reputation, independence and whether professional standards are maintained. The Group's management has discussions with the valuer on the valuation assumptions and valuation results twice a year when the valuation is performed for interim and annual financial reporting.

The investment properties are leased to third parties under operating leases, further summary details of which are included in note 17 to the financial statements.

Further particulars of the Group's investment properties are included on page 210.

# NOTES TO THE CONSOLIDATED FINANCIAL STATEMENTS

31 December 2022

## 16. INVESTMENT PROPERTIES *(continued)*

### Fair value hierarchy

The following table illustrates the fair value measurement hierarchy of the Group's investment properties:

	Fair value measurement as at 31 December 2022 using			Total HK\$'000		
	Quoted prices in active markets (Level 1) HK\$'000	Significant observable inputs (Level 2) HK\$'000	Significant unobservable inputs (Level 3) HK\$'000			
	Recurring fair value measurement for commercial properties	–	–		12,387	12,387

	Fair value measurement as at 30 September 2021 using			Total HK\$'000		
	Quoted prices in active markets (Level 1) HK\$'000	Significant observable inputs (Level 2) HK\$'000	Significant unobservable inputs (Level 3) HK\$'000			
	Recurring fair value measurement for commercial properties	–	–		12,825	12,825

During the period, there were no transfers of fair value measurements between Level 1 and Level 2 and no transfers into or out of Level 3 (year ended 30 September 2021: Nil).

Reconciliation of fair value measurements categorised within Level 3 of the fair value hierarchy:

	Commercial properties HK\$'000	Residential properties HK\$'000
Carrying amount at 1 October 2020	–	63,228
Additions during the year	46,248	–
Disposal of subsidiaries	(33,515)	(67,605)
Loss from a fair value adjustment recognised in profit or loss	–	(121)
Exchange realignment	92	4,498
Carrying amount at 30 September 2021 and at 1 October 2021	12,825	–
Gain from a fair value adjustment recognised in profit or loss	385	–
Exchange realignment	(823)	–
Carrying amount at 31 December 2022	12,387	–

# NOTES TO THE CONSOLIDATED FINANCIAL STATEMENTS

31 December 2022

## 16. INVESTMENT PROPERTIES *(continued)*

### Fair value hierarchy *(continued)*

Below is a summary of the valuation techniques used and the key inputs to the valuation of investment properties:

	Valuation techniques	Significant unobservable inputs	Range	
			31 December 2022	30 September 2021
Commercial properties	Income approach	Estimated rental value (per square metre and per month)	<b>RMB146 – RMB182</b>	RMB117 – RMB173
		Capitalisation rate	<b>4.0%</b>	3.7%
		Discount rate	<b>3.5%</b>	3.2%

Under the income approach, fair value is estimated using assumptions regarding the benefits and liabilities of ownership over the asset's life including an exit or terminal value. This method involves the projection of a series of cash flows on a property interest. A market-derived discount rate is applied to the projected cash flow in order to establish the present value of the income stream associated with the asset. The exit yield is normally separately determined and differs from the discount rate.

A significant increase/(decrease) in the estimated rental value in isolation would result in a significant increase/(decrease) in the fair value of the investment properties. A significant increase/(decrease) in the capitalisation rate and the discount rate in isolation would result in a significant (decrease)/increase in the fair value of the investment properties. The valuations take into account the characteristics of the properties which included the location, size and other factors collectively.



# NOTES TO THE CONSOLIDATED FINANCIAL STATEMENTS

31 December 2022

## 17. LEASES

### The Group as a lessee

The Group has lease contracts for office premises, directors' quarters and motor vehicles. Lump sum payments were made up-front to acquire the leased land from the owners with lease periods of 70 years, and no ongoing payments will be made under the terms of these land leases. Leases of leased properties generally have lease terms between 2 and 11 years, while motor vehicles have lease terms of 3 years.

#### (a) Right-of-use assets

The carrying amounts of the Group's right-of-use assets and the movements during the period/year are as follows:

	Leasehold land HK\$'000	Leased properties HK\$'000	Motor vehicles HK\$'000	Total HK\$'000
At 1 October 2020	53,891	19,503	–	73,394
Addition	–	10,656	–	10,656
Additions as a result of acquisition of subsidiaries (note 37)	–	11,083	179	11,262
Remeasurement on lease modifications	–	14,045	–	14,045
Termination of leases	–	(1,853)	–	(1,853)
Depreciation charge during the year	(1,174)	(8,026)	(93)	(9,293)
Exchange realignment	3,157	(667)	(5)	2,485
At 30 September 2021 and at 1 October 2021	<b>55,874</b>	<b>44,741</b>	<b>81</b>	<b>100,696</b>
Additions	–	22,903	257	23,160
Remeasurement of variable lease payments that depend on an index	–	7,665	–	7,665
Termination of a lease	–	(601)	–	(601)
Disposal of subsidiaries (note 38)	–	(455)	–	(455)
Assets included in disposal groups classified as held for sale (note 39)	–	(50,802)	(146)	(50,948)
Depreciation charge during the period	(1,316)	(15,914)	(185)	(17,415)
Exchange realignment	(3,499)	(1,703)	(7)	(5,209)
At 31 December 2022	<b>51,059</b>	<b>5,834</b>	<b>–</b>	<b>56,893</b>

Further details of the leasehold land pledged to secure certain bank loans of the Group are disclosed in note 15 to the financial statements.

# NOTES TO THE CONSOLIDATED FINANCIAL STATEMENTS

31 December 2022

## 17. LEASES (continued)

### The Group as a lessee (continued)

#### (b) Lease liabilities

The carrying amounts of lease liabilities and the movements during the period/year are as follows:

	31 December 2022 HK\$'000	30 September 2021 HK\$'000
At beginning of period/year	47,770	23,167
New leases	23,160	10,656
Additions as a result of acquisition of subsidiaries (note 37)	–	11,218
Remeasurement of variable lease payments that depend on an index/ on lease modifications	7,665	14,045
Termination of leases	(607)	(1,901)
Disposal of subsidiaries (note 38)	(569)	–
Liabilities included in disposal groups classified as held for sale (note 39)	(53,611)	–
Accretion of interest recognised during the period/year	1,721	1,121
Payments during the period/year	(17,528)	(9,865)
Exchange realignment	(1,712)	(671)
At end of period/year	6,289	47,770
Analysed into:		
Due within one year	1,347	11,312
Due in the second year	4,942	10,446
Due in the third to fifth years, inclusive	–	24,754
Due beyond five years	–	1,258
	6,289	47,770

The maturity analysis of lease liabilities is disclosed in note 46 to the financial statements.

# NOTES TO THE CONSOLIDATED FINANCIAL STATEMENTS

31 December 2022

## 17. LEASES (continued)

### The Group as a lessee (continued)

(c) The amounts recognised in profit or loss in relation to leases are as follows:

	Fifteen months ended 31 December 2022 HK\$'000	Year ended 30 September 2021 HK\$'000
Interest on lease liabilities	1,721	1,121
Depreciation charge of right-of-use assets	17,415	9,293
Expense relating to short-term leases (note (i))	5,681	4,762
Expense relating to leases of low-value assets (note (i))	87	68
Variable lease payments not included in the measurement of lease liabilities (note (ii))	–	649
Gain on termination of leases	(6)	(48)
<b>Total amount recognised in profit or loss</b>	<b>24,898</b>	<b>15,845</b>

Notes:

(i) Expense relating to short-term leases of HK\$413,000 (year ended 30 September 2021: HK\$5,000) and HK\$5,268,000 (year ended 30 September 2021: HK\$4,757,000) has been included in selling and distribution expenses and general and administrative expenses, respectively.

Expense relating to leases of low-value assets of HK\$87,000 (year ended 30 September 2021: HK\$68,000) has been included in general and administrative expenses.

(ii) Variable lease payment not included in the measurement of lease liabilities had been included in selling and distribution expenses.

(d) The total cash outflow for leases is disclosed in note 40(b) to the financial statements.

### (e) Variable lease payments

During the period, the Group has lease contracts for leased properties that contain variable payments based on the consumer price index determined by Federal Statistical Office of Germany ("CPI"). A 10% (year ended 30 September 2021: 10%) increase in CPI would increase the total remaining undiscounted lease payments by 10% (year ended 30 September 2021: 10%).

# NOTES TO THE CONSOLIDATED FINANCIAL STATEMENTS

31 December 2022

## 17. LEASES (continued)

### The Group as a lessor

The Group leases its investment properties under operating lease arrangements. Rental income recognised by the Group during the period was HK\$369,000 (year ended 30 September 2021: HK\$1,353,000), details of which are included in note 6 (year ended 30 September 2021: note 5) to the financial statements.

At 31 December 2022, the undiscounted lease payments receivable by the Group in future periods under non-cancellable operating leases with its tenants are as follows:

	<b>31 December 2022 HK\$'000</b>	30 September 2021 HK\$'000
Within one year	<b>494</b>	496
After one year but within two years	<b>518</b>	521
After two years but within three years	<b>363</b>	546
After three years but within four years	–	433
After four years but within five years	–	86
	<b>1,375</b>	2,082

# NOTES TO THE CONSOLIDATED FINANCIAL STATEMENTS

31 December 2022

## 18. GOODWILL

	HK\$'000
<hr/>	
At 1 October 2020:	
Cost	2,891,407
Accumulated impairment	(896,887)
<hr/>	
Net carrying amount	1,994,520
<hr/>	
Cost at 1 October 2020, net of accumulated impairment	1,994,520
Acquisition of subsidiaries (note 37)	232,718
Exchange realignment	(80,712)
<hr/>	
At 30 September 2021	2,146,526
<hr/>	
At 30 September 2021 and at 1 October 2021:	
Cost	3,032,494
Accumulated impairment	(885,968)
<hr/>	
Net carrying amount	2,146,526
<hr/>	
Cost at 1 October 2021, net of accumulated impairment	<b>2,146,526</b>
Assets included in a disposal group classified as held for sale (note 39)	<b>(90,273)</b>
Impairment during the period	<b>(107,824)</b>
Exchange realignment	<b>(207,835)</b>
<hr/>	
At 31 December 2022	<b>1,740,594</b>
<hr/>	
At 31 December 2022:	
Cost	<b>2,398,254</b>
Accumulated impairment	<b>(657,660)</b>
<hr/>	
Net carrying amount	<b>1,740,594</b>
<hr/>	



# NOTES TO THE CONSOLIDATED FINANCIAL STATEMENTS

31 December 2022

## 18. GOODWILL *(continued)*

### Impairment testing of goodwill and trademarks with indefinite useful lives

Goodwill and trademarks with indefinite useful lives acquired through business combinations are allocated to individual mobility technology solutions cash-generating units ("Mobility Technology Solutions CGUs"), which are separate business operations, for annual impairment testing.

At the end of the reporting period, the Group had goodwill and trademarks with indefinite useful lives acquired through business combinations allocated to the mobility technology solutions units and hypercars unit in the Mobility Technology Solutions CGUs of the Group.

For the purpose of the annual impairment test, the recoverable amounts of the Mobility Technology Solutions CGUs have been determined based on fair value less costs of disposal calculations using discounted cash flow projections. The discounted cash flow projections are based on financial estimates approved by management covering a five-year period and discount rates which reflect specific risks relating to the Mobility Technology Solutions CGUs. Cash flows beyond the five-year period are extrapolated using estimated long term growth rates of 2% (30 September 2021: 2%), with reference to certain external data.

The Group has engaged an independent professionally qualified valuer to assist in the determination of the fair value less costs of disposal of the respective Mobility Technology Solutions CGUs based on the cash flow projections using discount rates of 24% to 25% (30 September 2021: 20% to 33%) determined by reference to weighted average cost of capital reflecting the specific risks of the Mobility Technology Solutions CGUs (including, inter alia, its stage of development and other relevant factors), with reference to certain external data.

The Group considers the discounted cash flow method as a generally acceptable valuation technique that incorporates more information about the future prospects of the Mobility Technology Solutions CGUs for the determination of their recoverable amounts.

Assumptions were used in the fair value less costs of disposal calculations of the respective Mobility Technology Solutions CGUs. The following describes key assumptions on which management has based its discounted cash flow projections to undertake impairment testing of goodwill and trademarks with indefinite useful lives.

*Estimated revenue/margins* — The basis used to determine the value assigned to the estimated revenue/margins reflects the latest strategy and forecast taking into account expected economic, industry and market developments for the relevant markets.

*Discount rates* — The discount rates used are after tax and reflect specific risks relating to the Mobility Technology Solutions CGUs.

# NOTES TO THE CONSOLIDATED FINANCIAL STATEMENTS

31 December 2022

## 18. GOODWILL *(continued)*

### **Impairment testing of goodwill and trademarks with indefinite useful lives** *(continued)*

The fair value measurements of the Mobility Technology Solutions CGUs as at 30 September 2022 and 30 September 2021 fall within Level 3 of the fair value measurement hierarchy. During the fifteen months ended 31 December 2022 and the year ended 30 September 2021, there were no transfers into or out of Level 3 for such fair value measurement.

Management believes that a reasonably possible change in any of the above key assumptions would not cause the carrying amounts of the Mobility Technology Solutions CGUs to materially exceed their respective recoverable amounts.

As at 31 December 2022, the aggregate carrying amounts of goodwill and trademarks with indefinite useful lives allocated to the mobility technology solutions units and hypercars unit within the Mobility Technology Solutions CGUs amounted to HK\$1,182,850,000 (30 September 2021: HK\$1,498,510,000) (including the carrying amount of goodwill of HK\$90,273,000 (30 September 2021: Nil) included in a disposal group classified as held for sale) and HK\$805,649,000 (30 September 2021: HK\$818,309,000) (including the carrying amount of trademarks of HK\$157,632,000 (30 September 2021: HK\$170,293,000)), respectively.

The challenging external environment and the changes in market conditions, together with the plan to dispose of the Group's equity interest in the Ideenion Group (as defined in note 37 to the financial statements), resulted in an impairment of goodwill for the period of approximately HK\$107,824,000 based on the recoverable amount of the Ideenion Group in the Mobility Technology Solutions CGUs as at 31 December 2022 of HK\$122,139,000. The impairment loss is included in other gains/(losses), net in the consolidated statement of profit or loss.

# NOTES TO THE CONSOLIDATED FINANCIAL STATEMENTS

31 December 2022

## 19. OTHER INTANGIBLE ASSETS

	Distribution rights HK\$'000 (note (i))	Customer relationships HK\$'000 (note (ii))	Deferred development costs HK\$'000 (note (iii))	Trademarks HK\$'000 (note (iv))	Total HK\$'000
<b>31 December 2022</b>					
At 30 September 2021 and at 1 October 2021:					
Cost	72,787	5,672	150,590	170,293	399,342
Accumulated amortisation and impairment	(72,787)	(1,324)	(28,672)	–	(102,783)
Net carrying amount	–	4,348	121,918	170,293	296,559
Cost at 1 October 2021, net of accumulated amortisation and impairment	–	4,348	121,918	170,293	296,559
Additions	–	–	4,091	–	4,091
Assets included in a disposal group classified as held for sale (note 39)	–	(1,400)	–	–	(1,400)
Amortisation provided during the period	–	(2,629)	(22,042)	–	(24,671)
Exchange realignment	–	(319)	(9,640)	(12,661)	(22,620)
At 31 December 2022	–	–	94,327	157,632	251,959
At 31 December 2022:					
Cost	–	–	142,765	157,632	300,397
Accumulated amortisation	–	–	(48,438)	–	(48,438)
Net carrying amount	–	–	94,327	157,632	251,959

# NOTES TO THE CONSOLIDATED FINANCIAL STATEMENTS

31 December 2022

## 19. OTHER INTANGIBLE ASSETS (continued)

	Distribution rights HK\$'000 (note (i))	Customer relationships HK\$'000 (note (ii))	Deferred development costs HK\$'000 (note (iii))	Trademarks HK\$'000 (note (iv))	Total HK\$'000
30 September 2021					
At 1 October 2020:					
Cost	72,787	–	148,311	171,481	392,579
Accumulated amortisation and impairment	(72,787)	–	(9,502)	–	(82,289)
Net carrying amount	–	–	138,809	171,481	310,290
Cost at 1 October 2020, net of accumulated amortisation and impairment	–	–	138,809	171,481	310,290
Additions	–	–	1,648	–	1,648
Acquisition of subsidiaries (note 37)	–	5,900	–	–	5,900
Amortisation provided during the year	–	(1,355)	(19,334)	–	(20,689)
Exchange realignment	–	(197)	795	(1,188)	(590)
At 30 September 2021	–	4,348	121,918	170,293	296,559
At 30 September 2021:					
Cost	72,787	5,672	150,590	170,293	399,342
Accumulated amortisation and impairment	(72,787)	(1,324)	(28,672)	–	(102,783)
Net carrying amount	–	4,348	121,918	170,293	296,559

## Notes:

- (i) The distribution rights were acquired as part of the business combinations in prior years relating to certain exclusive rights in connection with certain luxury brand products in accordance with distribution agreements and are stated at cost less any impairment losses and are amortised on the straight-line basis over the period of the rights granted under the relevant distribution agreements.
- (ii) Customer relationships were acquired as part of the acquisition of the Ideenion Group (as defined in note 37 to the financial statements) during the year ended 30 September 2021 relating to the provision of design, development and prototyping of vehicle components and are stated at cost less any impairment losses and are amortised on the straight-line basis over their estimated useful economic lives of 3 years.
- (iii) Deferred development costs were acquired as part of the business combination in prior years relating to the development of hypercars and are stated at cost less any impairment losses and are amortised on the straight-line basis over the commercial lives of the underlying products.
- (iv) The trademarks are allocated to the Mobility Technology Solutions CGUs. Trademarks are regarded as having indefinite useful lives because the trademarked products are expected to generate net cash inflows indefinitely. Details of impairment testing are set out in note 18 to the financial statements.

# NOTES TO THE CONSOLIDATED FINANCIAL STATEMENTS

31 December 2022

## 20. INTEREST IN A JOINT VENTURE

	31 December 2022 HK\$'000	30 September 2021 HK\$'000
Share of net assets	6,808	379

Particulars of the Group's joint venture are as follows:

Name	Place of registration and business	Registered capital	Percentage of			Principal activity
			Ownership interest	Voting power	Profit sharing	
WESail New Energy Automotive Co. Ltd <sup>#</sup> (上海聯和力世紀新能源汽車有限公司)	PRC/ Mainland China	US\$80,000,000 (30 September 2021: US\$10,000,000)	60 (30 September 2021: 50)	50	60 (30 September 2021: 50)	Provision of electric vehicle engineering platform services

The above investment is indirectly held by the Company.

<sup>#</sup> English name for identification purposes only.

The following table illustrates the financial information of the Group's joint venture that is not individually material:

	31 December 2022 HK\$'000	30 September 2021 HK\$'000
Share of the joint venture's loss	(25,209)	(2)
Share of the joint venture's other comprehensive loss	(1,826)	–
Share of the joint venture's total comprehensive loss	(27,035)	–
Carrying amount of the Group's investment in the joint venture	6,808	379

## 21. INTEREST IN AN ASSOCIATE

	31 December 2022 HK\$'000	30 September 2021 HK\$'000
Share of net liabilities	(68,098)	(60,402)
Goodwill on acquisition	68,098	60,402
	–	–

As at the end of the reporting period, the Group held 10.48% (30 September 2021: 7.9%) of the issued ordinary shares of EV Power Holding Limited ("EV Power") (the "EV Power Ordinary Share Investment"). Based on the proportion of voting rights held by the Group as further detailed below, the Group considers it is in a position to exercise significant influence over EV Power and, accordingly, has accounted for the EV Power Ordinary Share Investment as an investment in an associate.



# NOTES TO THE CONSOLIDATED FINANCIAL STATEMENTS

31 December 2022

## 21. INTEREST IN AN ASSOCIATE (continued)

Particulars of the associate are as follows:

Name	Place of incorporation and business	Particulars of issued shares held	Percentage of				Principal activities
			Ownership interest		Voting power		
			31 December 2022	30 September 2021	31 December 2022	30 September 2021	
			Indirect	Indirect			
EV Power	BVI/ Hong Kong	Ordinary shares	10.48*	7.9*	28.44	27.89	Provision of electric vehicle charging solutions

\* This reflects only the ownership interest based on the EV Power Ordinary Share Investment.

\*\* The Group also held certain preferred shares of EV Power, which have been accounted for as financial assets at fair value through profit or loss (note 22). The percentage of voting power as shown above has reflected the total voting rights currently held by the Group attributable to its investments in ordinary shares and preferred shares of EV Power.

The following table illustrates the aggregate financial information of the Group's associate that is not individually material:

	31 December 2022	30 September 2021
	HK\$'000	HK\$'000
Share of the associate's loss	(43,828)	(42,905)
Share of the associate's other comprehensive income	8,878	2,070
Share of the associate's total comprehensive loss	(34,950)	(40,835)
Carrying amount of the Group's interest in an associate	–	–

## 22. FINANCIAL ASSETS/LIABILITIES AT FAIR VALUE THROUGH PROFIT OR LOSS

	Assets	
	31 December 2022	30 September 2021
	HK\$'000	HK\$'000
<b>Non-current assets</b>		
Unlisted investments	1,419,897	1,003,844
Share of loss of an associate	(47,104)	(19,850)
	1,372,793	983,994
Listed equity investment	42,406	26,748
	1,415,199	1,010,742
<b>Current assets</b>		
Listed equity investments	–	1,011

# NOTES TO THE CONSOLIDATED FINANCIAL STATEMENTS

31 December 2022

## 22. FINANCIAL ASSETS/LIABILITIES AT FAIR VALUE THROUGH PROFIT OR LOSS (continued)

The above unlisted investments mainly comprised of:

- (i) Investment in Divergent Technologies Inc. ("Divergent") in the aggregate amount of HK\$849,171,000 (30 September 2021: HK\$521,502,000), including preferred shares of Divergent and a convertible note issued by Divergent of US\$12.5 million with a coupon rate of 5% per annum, which was converted into preferred shares of Divergent during the period; and
- (ii) Investment in EV Power in the aggregate amount of HK\$570,726,000 (30 September 2021: HK\$482,342,000), including preferred shares of EV Power and a call option to acquire additional ordinary shares of EV Power at nil consideration, which was granted by a shareholder of EV Power.

During the period, the Group exercised the call option to acquire 3,000,000 ordinary shares of EV Power, representing 2.62% equity interest and 0.55% of the voting right in EV Power, at nil consideration. Accordingly, the call option with a fair value of HK\$7,696,000 as at the date of exercise was reclassified from a financial asset at fair value through profit or loss to an investment in an associate. Further details of the associate are included in note 21 to the financial statements.

The above unlisted investments were mandatorily classified as financial assets at fair value through profit or loss as their contractual cash flows are not solely payments of principal and interest.

The above listed equity investments were classified as financial assets at fair value through profit or loss as the Group has not elected to recognise the fair value gain or loss through other comprehensive income.

	Liabilities	
	31 December 2022 HK\$'000	30 September 2021 HK\$'000
<b>Non-current liability</b>		
Contingent consideration payable	–	53,460
<b>Current liability</b>		
Contingent consideration payable	–	742,882

Contingent consideration payables represented the fair values of contingent cash consideration which may be paid and contingent consideration shares which may be allotted and issued by the Company for the acquisition of certain subsidiaries.

During the period, consideration shares of 1,655,232,000 ordinary shares of the Company of HK\$0.1 each were allotted and issued to Ideal Team Ventures Limited in respect of the acquisition of 86.06% of the total issued share capital of Sino Partner Global Limited in March 2020. The fair value of the consideration shares as at the date of allotment amounted to HK\$521,399,000.

# NOTES TO THE CONSOLIDATED FINANCIAL STATEMENTS

31 December 2022

## 23. LOANS RECEIVABLE

	<b>31 December 2022 HK\$'000</b>	30 September 2021 HK\$'000
Loans receivable	<b>212,695</b>	765,686
Impairment	<b>(10,658)</b>	(61,182)
	<b>202,037</b>	704,504
Portion classified as non-current assets	<b>(27,388)</b>	(52,442)
	<b>174,649</b>	652,062

Included in the Group's loans receivable as at 30 September 2021 were loans advanced to an associate with a total carrying amount of HK\$6,545,000 which bore interest at 10% per annum and were repayable within a year.

The Group seeks to maintain strict control over its outstanding loans receivable so as to minimise credit risk. The granting of loans is subject to approval by management, whilst overdue balances are reviewed regularly for recoverability.

Loans receivable of the Group bear interest at rates ranging from 4.75% to 12% (30 September 2021: 4.75% to 12%) per annum. As at 31 December 2022, certain loans receivable with aggregate carrying amounts of HK\$82,529,000 (30 September 2021: HK\$78,158,000) and HK\$88,064,000 (30 September 2021: HK\$484,272,000) were secured by the pledge of certain equity interest and property, and personal guarantees provided by certain independent third parties, respectively.

# NOTES TO THE CONSOLIDATED FINANCIAL STATEMENTS

31 December 2022

## 23. LOANS RECEIVABLE (continued)

The table below shows the credit quality and maximum exposure to credit risk as at 31 December 2022 and 30 September 2021 based on the Group's internal credit rating system and period end staging classification. The amounts presented are gross carrying amounts.

### As at 31 December 2022

	12-month ECLs Stage 1 HK\$'000	Lifetime ECLs not credit- impaired Stage 2 HK\$'000	Lifetime ECLs credit- impaired Stage 3 HK\$'000	Total HK\$'000
Loans receivable				
— Performing	207,054	—	—	207,054
— Individually impaired (note (i))	—	—	5,641	5,641
<b>Total</b>	<b>207,054</b>	<b>—</b>	<b>5,641</b>	<b>212,695</b>

### As at 30 September 2021

	12-month ECLs Stage 1 HK\$'000	Lifetime ECLs not credit- impaired Stage 2 HK\$'000	Lifetime ECLs credit- impaired Stage 3 HK\$'000	Total HK\$'000
Loans receivable				
— Performing	725,001	—	—	725,001
— Individually impaired (note (i))	—	—	40,685	40,685
<b>Total</b>	<b>725,001</b>	<b>—</b>	<b>40,685</b>	<b>765,686</b>

Note:

(i) Impaired loans receivable include those with objective evidence of impairment.

# NOTES TO THE CONSOLIDATED FINANCIAL STATEMENTS

31 December 2022

## 23. LOANS RECEIVABLE (continued)

An analysis of the gross carrying amount and the corresponding loss allowance is as follows:

	12-month ECLs Stage 1 HK\$'000	Lifetime ECLs not credit- impaired Stage 2 HK\$'000	Lifetime ECLs credit- impaired Stage 3 HK\$'000	Total HK\$'000
Gross carrying amount at 1 October 2020	646,198	95,147	385,658	1,127,003
New loans drawdown and accretion of interest	397,503	–	1,162	398,665
Repayment during the year	(284,668)	(95,147)	(7,389)	(387,204)
Disposal of subsidiaries	–	–	(394,118)	(394,118)
Transfer from Stage 1 to Stage 3	(34,665)	–	34,665	–
Exchange realignment	633	–	20,707	21,340
Gross carrying amount at 30 September 2021 and at 1 October 2021	<b>725,001</b>	–	<b>40,685</b>	<b>765,686</b>
New loans drawdown and accretion of interest	<b>215,450</b>	–	–	<b>215,450</b>
Repayment during the period	<b>(205,867)</b>	–	–	<b>(205,867)</b>
Transfer from Stage 1 to Stage 2	<b>(227,794)</b>	<b>227,794</b>	–	–
Included in a disposal group classified as held for sale	<b>(299,015)</b>	<b>(227,794)</b>	<b>(34,665)</b>	<b>(561,474)</b>
Exchange realignment	<b>(721)</b>	–	<b>(379)</b>	<b>(1,100)</b>
Gross carrying amount at 31 December 2022	<b>207,054</b>	–	<b>5,641</b>	<b>212,695</b>
ECL allowance at 1 October 2020	(24,473)	(17,644)	(380,175)	(422,292)
Reversal of impairment losses/ (impairment losses), net	2,736	17,644	(32,927)	(12,547)
Disposal of subsidiaries	–	–	394,118	394,118
Transfer from Stage 1 to Stage 3	1,238	–	(1,238)	–
Exchange realignment	2	–	(20,463)	(20,461)
ECL allowance at 30 September 2021 and at 1 October 2021	<b>(20,497)</b>	–	<b>(40,685)</b>	<b>(61,182)</b>
Impairment losses, net	<b>(6,028)</b>	<b>(32,820)</b>	–	<b>(38,848)</b>
Transfer from Stage 1 to Stage 2	<b>15,381</b>	<b>(15,381)</b>	–	–
Included in a disposal group classified as held for sale	<b>6,117</b>	<b>48,201</b>	<b>34,665</b>	<b>88,983</b>
Exchange realignment	<b>10</b>	–	<b>379</b>	<b>389</b>
ECL allowance at 31 December 2022	<b>(5,017)</b>	–	<b>(5,641)</b>	<b>(10,658)</b>



# NOTES TO THE CONSOLIDATED FINANCIAL STATEMENTS

31 December 2022

## 24. PREPAYMENTS, DEPOSITS AND OTHER RECEIVABLES

	31 December 2022 HK\$'000	30 September 2021 HK\$'000
Deposits	2,642	7,173
Deposits paid for purchases of items of property, plant and equipment	–	3,841
Deposits paid for acquisition of a subsidiary	130,000	–
Prepayments and other receivables	76,152	102,230
Consideration receivables	107,368	187,368
Due from an associate	1,455	1,455
	<b>317,617</b>	302,067
Impairment	<b>(2,159)</b>	–
	<b>315,458</b>	302,067
Portion classified as non-current assets	<b>(2,544)</b>	(7,675)
	<b>312,914</b>	294,392

The amount due from an associate is unsecured, interest-free and repayable on demand.

The movements in the loss allowance for impairment of other receivables are as follows:

	31 December 2022 HK\$000	30 September 2021 HK\$000
At beginning of period/year	–	–
Impairment losses, net (note 7)	4,229	25,554
Amount written off as uncollectible	(2,070)	(25,554)
	<b>2,159</b>	–

The financial assets included in the above balances relate to receivables for which there was no recent history of default and past due amounts. As at 30 September 2021, the loss allowance was assessed to be minimal.

Deposits and other receivables mainly represented rental deposits, deposits with suppliers, refundable deposits paid for acquisition of a subsidiary, and consideration receivables. Where applicable, an impairment analysis is performed at each reporting date by considering the probability of default of comparable companies with published credit ratings. As at 31 December 2022, the probability of default applied ranged from 0.1% to 7.1% (30 September 2021: Nil) and the loss given default was estimated to be from 0.1% to 61.5% (30 September 2021: Nil).

# NOTES TO THE CONSOLIDATED FINANCIAL STATEMENTS

31 December 2022

## 25. INVENTORIES

	<b>31 December 2022 HK\$'000</b>	30 September 2021 HK\$'000
Vehicles and related components (note)	<b>51,488</b>	82,546
Jewellery products and watches	<b>39,117</b>	90,806
	<b>90,605</b>	173,352

Note: Included in the balance are work-in-progress of HK\$18,707,000 (30 September 2021: HK\$55,817,000) and finished goods of HK\$25,521,000 (30 September 2021: HK\$12,934,000).

## 26. ACCOUNTS RECEIVABLE

	<b>31 December 2022 HK\$'000</b>	30 September 2021 HK\$'000
Accounts receivable	<b>40,265</b>	56,257
Impairment	<b>(822)</b>	(2,074)
	<b>39,443</b>	54,183

The Group's trading terms with its customers are mainly on credit, except for new customers, where payment in advance may be required. The credit period is generally one month, extending up to three months or more for certain customers. The Group seeks to maintain strict control over its outstanding receivables to minimise credit risk. Overdue balances are reviewed regularly by senior management. The Group does not hold any collateral or other credit enhancements over its accounts receivable balances. Accounts receivable are non-interest-bearing.

As at 31 December 2022, accounts receivable with a net carrying amount of HK\$28,071,000 (30 September 2021: HK\$4,014,000) were pledged to secure a bank loan granted to the Group (note 31).

# NOTES TO THE CONSOLIDATED FINANCIAL STATEMENTS

31 December 2022

## 26. ACCOUNTS RECEIVABLE (continued)

An ageing analysis of the accounts receivable as at the end of the reporting period, based on the invoice date and net of loss allowance, is as follows:

	<b>31 December 2022 HK\$'000</b>	30 September 2021 HK\$'000
Within 30 days	<b>28,725</b>	42,209
31 to 60 days	<b>589</b>	1,324
61 to 90 days	<b>8,095</b>	6,876
Over 90 days	<b>2,034</b>	3,774
	<b>39,443</b>	54,183

The movements in the loss allowance for impairment of accounts receivable are as follows:

	<b>31 December 2022 HK\$'000</b>	30 September 2021 HK\$'000
At beginning of period/year	<b>2,074</b>	773
Impairment losses/(reversal of impairment losses), net (note 7)	<b>(1,001)</b>	1,302
Amount written off as uncollectible	–	–
Disposal of subsidiaries	<b>(116)</b>	–
Included in a disposal group classified as held for sale	<b>(85)</b>	–
Exchange realignment	<b>(50)</b>	(1)
At end of period/year	<b>822</b>	2,074

An impairment analysis is performed at each reporting date using a provision matrix to measure expected credit losses. The provision rates are based on days past due for groupings of various customer segments with similar loss patterns. The calculation reflects the probability-weighted outcome, the time value of money and reasonable and supportable information that is available at the reporting date about past events, current conditions and forecasts of future economic conditions.

# NOTES TO THE CONSOLIDATED FINANCIAL STATEMENTS

31 December 2022

## 26. ACCOUNTS RECEIVABLE (continued)

Set out below is the information about the credit risk exposure on the Group's accounts receivable using a provision matrix:

### As at 31 December 2022

	Current	Past due			Total
		Less than 1 month	1 to 3 months	Over 3 months	
Expected credit loss rate	0.02%	4.23%	0.23%	27.40%	2.04%
Gross carrying amount (HK\$'000)	28,731	615	8,109	2,810	40,265
Expected credit losses (HK\$'000)	7	26	19	770	822

### As at 30 September 2021

	Credit-impaired receivables	Current	Past due		Total
			Less than 1 month	1 to 3 months	
Expected credit loss rate	100%	0.70%	0.23%	4.60%	3.69%
Gross carrying amount (HK\$'000)	1,251	41,749	1,773	11,484	56,257
Expected credit losses (HK\$'000)	1,251	291	4	528	2,074

## 27. CONTRACT ASSETS

	31 December 2022 HK\$'000	30 September 2021 HK\$'000	1 October 2020 HK\$'000
Contract assets arising from the provision of design, development and prototyping of vehicle components	–	2,684	–

Contract assets are initially recognised for revenue earned from the provision of design, development and prototyping of vehicle components as the receipt of consideration is conditional on successful completion of the provision of design, development and prototyping of vehicle components. Upon completion of the provision of design, development and prototyping of vehicle components and acceptance by the customer, the amounts recognised as contract assets are reclassified to accounts receivable. The decrease in contract assets in 2022 was the result of the inclusion of contract assets in a disposal group classified as held for sale (note 39). The increase in contract assets in 2021 was the result of the acquisition of the Ideenion Group (as defined in note 37 to the financial statements).

The Group's trading terms and credit policy with customers are disclosed in note 26 to the financial statements.

The expected timing of recovery or settlement for contract assets as at 30 September 2021 was within one year.

# NOTES TO THE CONSOLIDATED FINANCIAL STATEMENTS

31 December 2022

## 28. CASH AND CASH EQUIVALENTS

	<b>31 December 2022</b>	30 September 2021
	<b>HK\$'000</b>	HK\$'000
Cash and bank balances	<b>37,863</b>	145,237
Time deposits	<b>14,665</b>	4,816
Cash and cash equivalents	<b>52,528</b>	150,053

At the end of the reporting period, the cash and bank balances of the Group denominated in RMB amounted to approximately HK\$26,133,000 (30 September 2021: HK\$33,748,000). The RMB is not freely convertible into other currencies, however, under Mainland China's Foreign Exchange Control Regulations and Administration of Settlement, and Sale and Payment of Foreign Exchange Regulations, the Group is permitted to exchange RMB for other currencies through banks authorised to conduct foreign exchange business.

Certain cash at banks earns interest at floating rates based on daily bank deposit rates. Short term time deposits are made for varying periods of between one day and three months depending on the immediate cash requirements of the Group, and earn interest at the respective short term time deposit rates. The bank balances and time deposits are deposited with creditworthy banks with no recent history of default.

## 29. ACCOUNTS PAYABLE

An ageing analysis of the accounts payable as at the end of the reporting period, based on the invoice date, is as follows:

	<b>31 December 2022</b>	30 September 2021
	<b>HK\$'000</b>	HK\$'000
Within 30 days	<b>18,000</b>	12,439
31 to 60 days	–	1,071
61 to 90 days	<b>223</b>	22
Over 90 days	<b>89,495</b>	69,203
	<b>107,718</b>	82,735



# NOTES TO THE CONSOLIDATED FINANCIAL STATEMENTS

31 December 2022

## 30. OTHER PAYABLES AND ACCRUALS

	31 December 2022 HK\$'000	30 September 2021 HK\$'000
Other payables and accruals (note (a))	95,010	143,976
Contract liabilities (note (b))	77,347	179,483
	<b>172,357</b>	323,459
Portion classified as non-current liabilities	–	(10,808)
Portion classified as current liabilities	<b>172,357</b>	312,651

Notes:

- (a) Other payables are non-interest-bearing and generally have an average term of 30 days.
- (b) Details of contract liabilities are as follows:

	31 December 2022 HK\$'000	30 September 2021 HK\$'000	1 October 2020 HK\$'000
<i>Consideration received from customers in advance:</i>			
Sales of jewellery products, watches and other commodities	57,161	93,744	80,961
Sales and distribution of vehicles and provision of design, development and prototyping of vehicle components	20,186	85,739	85,307
Total contract liabilities	<b>77,347</b>	179,483	166,268

Contract liabilities relate to consideration received from customers in advance. The decrease in contract liabilities in 2022 was mainly due to the decrease in consideration received from customers, the inclusion of contract liabilities in a disposal group classified as held for sale (note 39) and the disposal of Sinoforce Group (note 38). The increase in contract liabilities in 2021 was mainly due to the acquisition of the Ideenion Group (as defined in note 37 to the financial statements) and the increase in consideration received from customers for the sales of jewellery products, watches and other commodities, respectively.

# NOTES TO THE CONSOLIDATED FINANCIAL STATEMENTS

31 December 2022

## 31. INTEREST-BEARING BANK BORROWINGS

	31 December 2022			30 September 2021		
	Contractual interest rate (%)	Maturity	HK\$'000	Contractual interest rate (%)	Maturity	HK\$'000
<b>Current</b>						
Bank loans — unsecured	0.4% to 5.65%	2023	27,938	0.4% to 5.69%	2022	56,036
Bank loans — secured	PRIME <sup>1</sup> -2.1% or 4.75%	2023	46,175	PRIME <sup>1</sup> -2.1% or 5%	2022	49,335
			<b>74,113</b>			<b>105,371</b>
<b>Non-current</b>						
Bank loan — secured	PRIME <sup>1</sup> -2.1%	2036	14,063	PRIME <sup>1</sup> -2.1%	2036	17,343
			<b>14,063</b>			<b>17,343</b>
			<b>88,176</b>			<b>122,714</b>

Analysed into:	31 December 2022	30 September 2021
	HK\$'000	HK\$'000
Bank borrowings repayable:		
Within one year	<b>74,113</b>	105,371
In the second year	<b>1,056</b>	1,167
In the third to fifth years, inclusive	<b>3,188</b>	3,502
Beyond five years	<b>9,819</b>	12,674
	<b>88,176</b>	<b>122,714</b>

<sup>1</sup> Japan prime lending rate ("PRIME")

Notes:

- (a) Certain of the Group's bank loans are secured by (i) the pledge of certain land and buildings and right-of-use assets with an aggregate carrying amount of HK\$92,001,000 (30 September 2021: HK\$104,873,000) (note 15); and (ii) the pledge of certain accounts receivable with a net carrying amount of HK\$28,071,000 (30 September 2021: HK\$4,014,000) (note 26).
- (b) The Group's bank borrowings as at 31 December 2022 of HK\$62,045,000 (30 September 2021: HK\$90,300,000) and HK\$26,131,000 (30 September 2021: HK\$32,414,000) are denominated in RMB and JPY, respectively.

# NOTES TO THE CONSOLIDATED FINANCIAL STATEMENTS

31 December 2022

## 32. CONVERTIBLE BONDS

On 5 October 2021, Able Catch Limited, Vivaldi International Limited and 45 Yi Capital Holdings Co., Ltd subscribed for the convertible bonds of the Company in the principal amount of HK\$85,800,000 (the "13 September Convertible Bonds"). The 13 September Convertible Bonds carry interest at a rate of 9% per annum, which is payable half-yearly in arrears, have a maturity date on 5 October 2024 and are convertible at the option of the bondholders, in whole or in part, into ordinary shares of the Company at the initial conversion price of HK\$0.55 per share (subject to adjustments) at any time on or after 7 days from the issue date until 7 days prior to the maturity date.

On 18 October 2021, Walong Holdings Limited subscribed for the convertible bonds of the Company in the principal amount of HK\$78,000,000 (the "Walong Convertible Bonds"). The Walong Convertible Bonds carry interest at a rate of 9% per annum, which is payable half-yearly in arrears, have a maturity date on 18 October 2024 and are convertible at the option of the bondholders, in whole or in part, into ordinary shares of the Company at the initial conversion price of HK\$0.55 per share (subject to adjustments) at any time on or after 7 days from the issue date until 7 days prior to the maturity date.

Any convertible bonds not converted will be redeemed at maturity at 100% of the outstanding principal amount.

During the period, the change in fair value of the convertible bonds that were attributable to changes in the credit risk of the convertible bonds were minimal.

The following is an analysis of the difference between the carrying amount and the amount the Company would be contractually required to pay at maturity to the holders of the convertible bonds designated as financial liabilities at fair value through profit or loss:

	31 December 2022 HK\$'000
Contractual payments at maturity	163,800
Carrying amounts	176,218
	12,418

# NOTES TO THE CONSOLIDATED FINANCIAL STATEMENTS

31 December 2022

## 33. DEFERRED TAX

The movements in deferred tax liabilities and assets during the period are as follows:

	Property, plant and equipment HK\$'000	Investment properties HK\$'000	Other intangible assets HK\$'000	Impairment of financial assets HK\$'000	Others HK\$'000	Total HK\$'000
Gross deferred tax liabilities/(assets) at 1 October 2020	2,148	3,500	39,348	(5,934)	–	39,062
Acquisition of subsidiaries (note 37)	–	–	1,657	–	113	1,770
Disposal of subsidiaries (note 38)	–	(3,718)	–	–	–	(3,718)
Deferred tax charged/(credited) to the statement of profit or loss during the year (note 12)	(77)	(31)	(2,731)	(2,342)	(5,420)	(10,601)
Exchange realignment	(75)	249	991	–	120	1,285
Gross deferred tax liabilities/(assets) at 30 September 2021 and 1 October 2021	<b>1,996</b>	<b>–</b>	<b>39,265</b>	<b>(8,276)</b>	<b>(5,187)</b>	<b>27,798</b>
Deferred tax charged/(credited) to the statement of profit or loss during the period (note 12)	<b>(82)</b>	<b>–</b>	<b>(3,388)</b>	<b>(686)</b>	<b>2,618</b>	<b>(1,538)</b>
Reclassification to disposal groups	–	–	(393)	8,962	1,884	10,453
Exchange realignment	<b>(295)</b>	<b>–</b>	<b>(1,954)</b>	<b>–</b>	<b>378</b>	<b>(1,871)</b>
Gross deferred tax liabilities/(assets) at 31 December 2022	<b>1,619</b>	<b>–</b>	<b>33,530</b>	<b>–</b>	<b>(307)</b>	<b>34,842</b>

# NOTES TO THE CONSOLIDATED FINANCIAL STATEMENTS

31 December 2022

## 33. DEFERRED TAX (continued)

For presentation purposes, certain deferred tax assets and liabilities have been offset in the statement of financial position. The following is an analysis of the deferred tax balances of the Group for financial reporting purposes:

	<b>31 December 2022 HK\$'000</b>	30 September 2021 HK\$'000
Net deferred tax assets recognised in the consolidated statement of financial position	<b>306</b>	18,619
Net deferred tax liabilities recognised in the consolidated statement of financial position	<b>(35,148)</b>	(46,417)
Net deferred tax liabilities	<b>(34,842)</b>	(27,798)

At 31 December 2022, the Group had tax losses arising in Hong Kong of HK\$108,593,000 (30 September 2021: HK\$75,932,000), Japan of HK\$383,540,000 (30 September 2021: HK\$375,954,000), Germany of HK\$2,014,000 (30 September 2021: nil) and Mainland China of HK\$148,603,000 (30 September 2021: HK\$91,737,000) that may be carried forward indefinitely for Hong Kong and Germany, nine years for Japan and five years for Mainland China, respectively, for offsetting against future taxable profits of the companies in which the losses arose. Deferred tax assets have not been recognised in respect of these tax losses as they have arisen in subsidiaries that have been loss-making for some time and/or it is currently not considered probable that taxable profits will be available against which the tax losses can be utilised.

Pursuant to the PRC Corporate Income Tax Law, a 10% withholding tax is levied on dividends declared to foreign investors from the foreign investment enterprises established in Mainland China. The requirement is effective from 1 January 2008 and applies to earnings after 31 December 2007. A lower withholding tax rate may be applied if there is a tax treaty between Mainland China and the jurisdiction of the foreign investors. For the Group, the applicable rate is 10%. The Group is therefore liable for withholding taxes on dividends distributed by those subsidiaries in Mainland China in respect of earnings generated from 1 January 2008.

At 31 December 2022, no deferred tax has been recognised for withholding taxes that would be payable on the unremitted earnings that are subject to withholding taxes of the Group's subsidiaries established in Mainland China. In the opinion of the directors, it is not probable that these subsidiaries will distribute such earnings in the foreseeable future. The aggregate amount of temporary differences associated with investments in subsidiaries in Mainland China for which deferred tax liabilities have not been recognised totalled approximately HK\$2,458,000 (30 September 2021: HK\$7,227,000) at 31 December 2022.

There are no income tax consequences attaching to the payment of dividends by the Company to its shareholders.



# NOTES TO THE CONSOLIDATED FINANCIAL STATEMENTS

31 December 2022

## 34. ISSUED CAPITAL

	31 December 2022 HK\$'000	30 September 2021 HK\$'000
Authorised: 20,000,000,000 (30 September 2021: 10,000,000,000) ordinary shares of HK\$0.1 each	2,000,000	1,000,000
Issued and fully paid: 9,613,098,562 (30 September 2021: 7,982,794,562) ordinary shares of HK\$0.1 each	961,310	798,279

On 10 March 2022, an ordinary resolution was passed at the annual general meeting of the Company to approve the increase of the authorised share capital of the Company from HK\$1,000,000,000 divided into 10,000,000,000 ordinary shares of HK\$0.1 each to HK\$2,000,000,000 divided into 20,000,000,000 ordinary shares of HK\$0.1 each by the creation of additional 10,000,000,000 ordinary shares.

A summary of movements in the Company's issued capital is as follows:

	Notes	Number of ordinary shares in issue '000	Issued capital HK\$'000
At 1 October 2020		7,170,199	717,019
Issue of subscription shares	(i)	812,596	81,260
At 30 September 2021 and at 1 October 2021		7,982,795	798,279
Issue of new shares	22	1,655,232	165,524
Share repurchased and cancelled	(ii)	(24,928)	(2,493)
At 31 December 2022		9,613,099	961,310

Notes:

- (i) During December 2020 to February 2021, 812,596,000 ordinary shares of the Company of HK\$0.1 each were allotted and issued at a subscription price of HK\$0.46 per share to certain subscribers for a total cash consideration, before expenses, of approximately HK\$373,794,000.
- (ii) During the period, the Company purchased a total of 24,928,000 shares on The Stock Exchange of Hong Kong Limited (the "Stock Exchange") at a total consideration, before expenses of HK\$94,000, of approximately HK\$7,908,000. The purchased shares were cancelled during the period.

# NOTES TO THE CONSOLIDATED FINANCIAL STATEMENTS

31 December 2022

## 35. SHARE OPTION SCHEME

The Company operates a share option scheme (the "Share Option Scheme") for the purpose of providing incentives and rewards to eligible participants (including, inter alia, employees, directors, advisors and consultants) who contribute to the success of the Group's operations. The Share Option Scheme became effective on 1 March 2013 and, unless otherwise cancelled or amended, will remain in force for 10 years from that date.

Certain details of the Share Option Scheme are as follows:

- (a) The maximum number of shares issuable upon exercise of the share options which may be granted under the Share Option Scheme and any other share option scheme of the Group to each eligible participant within any 12-month period shall not exceed 1% of the shares of the Company in issue at any time. Any further grant of share options in excess of this limit is subject to shareholders' approval in a general meeting;
- (b) The exercise period of the share options granted is determinable by the directors, and commences after a certain vesting period and ends on a date which is not later than 10 years from the date of the grant of the share options or other expiry date(s) stipulated in the Share Option Scheme, whichever is the earlier;
- (c) The offer of a grant of share options may be accepted within 21 days from the date of the offer, upon payment of a nominal consideration of HK\$1 by the grantee; and
- (d) The exercise price of the share options is determinable by the directors, but may not be less than the highest of (i) the closing price of the Company's shares as stated in the Stock Exchange's daily quotations sheet on the date of the offer, which must be a trading day; (ii) the average closing price of the Company's shares as stated in the Stock Exchange's daily quotations sheets for the 5 trading days immediately preceding the date of the offer; and (iii) the nominal value of the Company's shares.

Share options do not confer rights on the holders to dividends or to vote at shareholders' meeting.

The following share options were outstanding under the Share Option Scheme during the period:

	31 December 2022		30 September 2021	
	Weighted average exercise price HK\$ per share	Number of options	Weighted average exercise price HK\$ per share	Number of options
At beginning of period/year	0.83	525,976,000	0.95	164,649,204
Granted during the period/year	0.44	165,000,000	0.78	400,000,000
Forfeited during the period/year	0.69	(203,988,000)	0.74	(38,673,204)
At end of period/year	0.76	486,988,000	0.83	525,976,000

# NOTES TO THE CONSOLIDATED FINANCIAL STATEMENTS

31 December 2022

## 35. SHARE OPTION SCHEME (continued)

The exercise prices and exercise periods of the share options outstanding as at the end of the reporting period are as follows:

### 31 December 2022

Number of options	Exercise price* HK\$ per share	Exercise period
9,600	0.65	19 July 2017 to 18 July 2026
9,600	0.65	19 July 2018 to 18 July 2026
489,600	0.65	19 July 2019 to 18 July 2026
489,600	0.65	19 July 2020 to 18 July 2026
489,600	0.65	19 July 2021 to 18 July 2026
20,000,000	0.85	6 April 2017 to 5 April 2027
50,000,000	1.782	13 March 2018 to 12 March 2028
42,000,000	0.475	30 May 2019 to 29 May 2029
235,500,000	0.78	4 January 2021 to 3 January 2031
98,000,000	0.445	4 January 2022 to 3 January 2032
40,000,000	0.44	13 January 2022 to 12 January 2032
<b>486,988,000</b>		

### 30 September 2021

Number of options	Exercise price* HK\$ per share	Exercise period
19,200	0.65	19 July 2017 to 18 July 2026
19,200	0.65	19 July 2018 to 18 July 2026
979,200	0.65	19 July 2019 to 18 July 2026
979,200	0.65	19 July 2020 to 18 July 2026
979,200	0.65	19 July 2021 to 18 July 2026
20,000,000	0.85	6 April 2017 to 5 April 2027
50,000,000	1.782	13 March 2018 to 12 March 2028
73,000,000	0.475	30 May 2019 to 29 May 2029
380,000,000	0.78	4 January 2021 to 3 January 2031
<b>525,976,000</b>		

\* The exercise price of the share options is subject to adjustment in the case of rights or bonus issues, or other similar changes in the Company's share capital.

The fair value of the share options granted during the period was HK\$41,678,000 (HK\$0.25 each) (year ended 30 September 2021: HK\$106,774,000 (HK\$0.27 each)). The Group recognised a share option expense of HK\$41,678,000 (year ended 30 September 2021: HK\$106,866,000) during the fifteen months ended 31 December 2022.

# NOTES TO THE CONSOLIDATED FINANCIAL STATEMENTS

31 December 2022

## 35. SHARE OPTION SCHEME *(continued)*

The fair value of equity-settled share options granted during the period/year was estimated as at the date of grant using a binomial model, taking into account the terms and conditions upon which the options were granted. The following table lists the inputs to the model used:

	<b>Fifteen months ended 31 December 2022</b>	Year ended 30 September 2021
Dividend yield (%)	–	–
Expected volatility (%)	<b>66.2–66.3</b>	65.0
Risk-free interest rate (%)	<b>1.64–1.79</b>	0.72
Expected life of options (years)	<b>10</b>	10
Weighted average share price (HK\$ per share)	<b>0.44–0.445</b>	0.72

The expected life of the options is based on the historical exercise patterns and is not necessarily indicative of the exercise patterns that may occur. The expected volatility reflects the assumption that the historical volatility is indicative of future trends, which may also not necessarily be the actual outcome.

No other feature of the options granted was incorporated into the measurement of fair value.

No share options were exercised during the fifteen months ended 31 December 2022 and the year ended 30 September 2021.

At the end of the reporting period, the Company had 486,988,000 (30 September 2021: 525,976,000) share options outstanding under the Share Option Scheme. The exercise in full of the outstanding share options would, under the present capital structure of the Company, result in the issue of 486,988,000 (30 September 2021: 525,976,000) additional ordinary shares of the Company and additional share capital of HK\$48,699,000 (30 September 2021: HK\$52,598,000) and share premium of HK\$323,218,000 (30 September 2021: HK\$386,512,000) (before issue expenses).

At the date of approval of these financial statements, the Company had 486,988,000 share options outstanding under the Share Option Scheme, which represented approximately 5.1% of the Company's shares in issue as at that date.

## 36. RESERVES

The amounts of the Group's reserves and the movements therein for the current period and the prior year are presented in the consolidated statement of changes in equity on pages 93 to 94 of the financial statements.

### (a) Share premium account

The share premium account of the Group includes: (i) the difference between the combined net asset value of the subsidiaries acquired pursuant to a group reorganisation on 12 August 2002 over the nominal value of the share capital of the Company issued in exchange therefor; (ii) the premium arising from new share issues; (iii) the premium arising from a capitalisation issue; and (iv) the premium arising from issue of shares upon the exercise of share options.

# NOTES TO THE CONSOLIDATED FINANCIAL STATEMENTS

31 December 2022

## 36. RESERVES *(continued)*

### (b) Reserve funds

The reserve funds represent PRC statutory reserve funds. Appropriations to such reserve funds are made out of profit after tax of the statutory financial statements of the relevant subsidiaries of the Group established in the PRC which are restricted as to use and the amount should not be less than 10% of the profit after tax unless the aggregate amount exceeded 50% of the registered capital of the relevant subsidiaries. The reserve funds can be used to make up prior years' losses of the relevant subsidiaries.

## 37. BUSINESS COMBINATIONS

### Year ended 30 September 2021

The Group entered into a sale and purchase agreement on 31 October 2019 and supplemental agreements on 12 December 2019, 13 March 2020, 11 June 2020, 15 September 2020 and 14 December 2020 (collectively referred to as the "Ideenion Acquisition Agreements") with three independent third parties (the "Ideenion Vendors"), pursuant to which the Group conditionally agreed to purchase, and the Ideenion Vendors conditionally agreed to sell, the entire issued share capital of Ideenion, which together with its subsidiaries (collectively, the "Ideenion Group") are principally engaged in the design, development and prototyping of internal combustion engine vehicles and new energy vehicles (the "Ideenion Acquisition"). The Ideenion Acquisition was completed on 10 February 2021.

The aggregate consideration for the Ideenion Acquisition comprised:

- (a) an initial cash consideration of EUR15,000,000; and
- (b) depending on the audited consolidated net profit after tax of the Ideenion Group for each of the three financial years ended/ending 30 June 2021, 2022 and 2023 as shown in the audited consolidated financial statements of the Ideenion Group prepared in accordance with International Financial Reporting Standards (the "NPAT Calculation"), further cash considerations of up to EUR4,200,000 are to be paid and further consideration shares with an aggregate value of up to approximately EUR16,800,000 are to be allotted and issued by the Company to the Ideenion Vendors subject to the mechanism below:
  - (i) further cash consideration of EUR1,400,000 and further consideration shares with an aggregate value of EUR5,600,000 if the NPAT Calculation for the year ended 30 June 2021 is more than or equal to EUR4,600,000;
  - (ii) further cash consideration of EUR1,400,000 and further consideration shares with an aggregate value of EUR5,600,000 if the NPAT Calculation for the year ended 30 June 2022 is more than or equal to EUR4,600,000; and
  - (iii) further cash consideration of EUR1,400,000 and further consideration shares with an aggregate value of EUR5,600,000 if the NPAT Calculation for the year ending 30 June 2023 is more than or equal to EUR4,600,000.

The Group had elected to measure the non-controlling interest in the Ideenion Group at the non-controlling interest's proportionate share of the Ideenion Group's identifiable net assets.



# NOTES TO THE CONSOLIDATED FINANCIAL STATEMENTS

31 December 2022

## 37. BUSINESS COMBINATIONS *(continued)*

### Year ended 30 September 2021 *(continued)*

The fair values of the considerations transferred and the identifiable assets and liabilities of the Ideenion Group as at the date of acquisition were as follows.

	Notes	Fair value recognised on acquisition HK\$'000
Property, plant and equipment	15	6,657
Right-of-use assets	17(a)	11,262
Other intangible asset	19	5,900
Deferred tax assets	33	838
Accounts receivable		7,974
Contract assets		2,086
Prepayments, deposits and other receivables		5,839
Tax recoverable		415
Cash and cash equivalents		10,707
Accounts payable		(1,203)
Other payables and accruals		(5,330)
Lease liabilities	17(b)	(11,218)
Tax payable		(502)
Deferred tax liabilities	33	(2,608)
Total identifiable net assets at fair value		30,817
Non-controlling interest		(435)
		30,382
Goodwill on acquisition	18	232,718
		263,100
Satisfied by:		
Cash		141,835
Contingent consideration		121,265
		263,100

The fair values of the accounts receivable and other receivables as at the date of acquisition amounted to HK\$7,974,000 and HK\$161,000, respectively. The gross contractual amounts of accounts receivable and other receivables were HK\$7,974,000 and HK\$161,000, respectively, none of which were expected to be uncollectible.

The Group incurred transaction costs of HK\$10,389,000 for this acquisition, of which HK\$3,185,000 and HK\$7,204,000 had been expensed and were included in general and administrative expenses in the consolidated statement of profit or loss for the years ended 30 September 2021 and 2020, respectively.

# NOTES TO THE CONSOLIDATED FINANCIAL STATEMENTS

31 December 2022

## 37. BUSINESS COMBINATIONS *(continued)*

### Year ended 30 September 2021 *(continued)*

Goodwill arose in the acquisition of the Ideenion Group because the considerations paid for the acquisition effectively included, inter alia, amounts in relation to the benefits of expected synergies from combining the respective operations of the Ideenion Group and the Group. These benefits were not recognised separately from goodwill because they did not meet the recognition criteria for identifiable intangible assets. None of the goodwill recognised was expected to be deductible for income tax purposes.

The Group measured the acquired lease liabilities using the present value of the remaining lease payments at the date of acquisition. The right-of-use assets were measured at an amount equal to the lease liabilities and adjusted to reflect the favourable terms of the leases relative to market terms.

As part of the Ideenion Acquisition Agreements, contingent considerations are payable, which are dependent on the NPAT Calculation. The fair value recognised upon initial recognition and as at 30 September 2021 amounted to HK\$121,265,000 and HK\$53,460,000, respectively, which were determined using a scenario analysis and were within Level 3 fair value measurement. The contingent considerations shall be paid, allotted and issued by the Company to the Ideenion Vendors as soon as practicable after the finalisation of the audited consolidated financial statements of the Ideenion Group for each of the three years ended/ending 30 June 2021, 2022, 2023.

A significant unobservable valuation input for the fair value measurement of the contingent considerations upon initial recognition and as at 30 September 2021 is as follows:

	Initial recognition	2021
NPAT Calculation	HK\$(1,809,000) to HK\$90,261,000	HK\$27,321,000 to HK\$47,062,000

A significant decrease in the NPAT Calculation would result in a significant decrease in the fair values of the contingent consideration payables.

An analysis of the cash flows in respect of the Ideenion Acquisition is as follows:

	HK\$'000
Cash consideration	(141,835)
Cash and cash equivalents acquired	10,707
Net outflow of cash and cash equivalents included in cash flows used in investing activities	(131,128)
Transaction costs of the acquisition included in cash flows used in operating activities	(3,185)
	(134,313)

Since the acquisition, the Ideenion Group contributed HK\$18,388,000 to the Group's revenue and loss of HK\$26,616,000 to the consolidated loss for the year ended 30 September 2021.

Had the combination taken place at the beginning of the year, the revenue of the Group and the loss of the Group for the year would have been HK\$542,734,000 and HK\$371,798,000, respectively.

# NOTES TO THE CONSOLIDATED FINANCIAL STATEMENTS

31 December 2022

## 38. DISPOSAL OF SUBSIDIARIES

### Fifteen months ended 31 December 2022

On 14 June 2022, the Group disposed of its 100% equity interest in Sinoforce and its subsidiaries (collectively, the "Sinoforce Group") for a cash consideration of HK\$50,000,000.

	Notes	HK\$'000
Net assets disposed of:		
Property, plant and equipment	15	78
Right-of-use assets	17(a)	455
Inventories		72,585
Accounts receivable		8,967
Prepayments, deposits and other receivables		13,603
Due from the Group		12,085
Financial assets at fair value through profit or loss		856
Tax recoverable		803
Cash and cash equivalents		41,786
Accounts payable		(96,209)
Other payables and accruals		(648)
Lease liabilities	17(b)	(569)
		53,792
Exchange fluctuation reserve released		457
		54,249
Loss on disposal of subsidiaries	7	(4,249)
		50,000
Satisfied by:		
Cash		37,915
Offsetting consideration receivable and amount due to the Sinoforce Group		12,085
		50,000

An analysis of the net outflow of cash and cash equivalents in respect of the disposal of the Sinoforce Group is as follows:

	HK\$'000
Cash consideration	37,915
Cash and cash equivalents disposed of	(41,786)
Net outflow of cash and cash equivalents in respect of the disposal of subsidiaries	(3,871)

# NOTES TO THE CONSOLIDATED FINANCIAL STATEMENTS

31 December 2022

## 38. DISPOSAL OF SUBSIDIARIES (continued)

### Year ended 30 September 2021

On 31 May 2021, the Group disposed of its 51% equity interest in Hebei Dingjin Trading Co., Ltd. ("Hebei Dingjin") for a cash consideration of RMB6,120,000 (equivalent to approximately HK\$7,343,000). On 1 June 2021, the Group disposed of its 100% equity interest in Marvel Bloom and its subsidiaries (collectively, the "Marvel Bloom Group") for a cash consideration of HK\$200,000,000.

	Notes	HK\$'000
Net assets disposed of:		
Property, plant and equipment	15	583
Investment properties	16	101,120
Inventories		124,019
Accounts receivable		52,931
Prepayments, deposits and other receivables		919,915
Cash and cash equivalents		162,554
Accounts payable		(4,748)
Other payables and accruals		(655,384)
Tax payable		(385,866)
Deferred tax liabilities	33	(3,718)
Non-controlling interests		(143,579)
		167,827
Exchange fluctuation reserve released		3,676
		171,503
Gain on disposal of subsidiaries	7	35,840
		207,343
Satisfied by:		
Cash		20,000
Consideration receivables		187,343
		207,343

An analysis of the net outflow of cash and cash equivalents in respect of the disposal of Hebei Dingjin and the Marvel Bloom Group is as follows:

	HK\$'000
Cash consideration	20,000
Cash and cash equivalents disposed of	(162,554)
Net outflow of cash and cash equivalents in respect of the disposal of subsidiaries	(142,554)

# NOTES TO THE CONSOLIDATED FINANCIAL STATEMENTS

31 December 2022

## 39. DISPOSAL GROUPS CLASSIFIED AS HELD FOR SALE

On 23 December 2022, the Company (as seller) entered into an agreement with Mobility Technology Group Inc. ("MTG"), pursuant to which the Company had conditionally agreed to sell and MTG had conditionally agreed to acquire the entire share capital of Ideenion for a total consideration EUR15,000,000 (equivalent to approximately HK\$124,350,000) (the "Ideenion Disposal"). The completion of the Ideenion Disposal took place on 22 February 2023. Accordingly, the assets and liabilities of the Ideenion Group as at 31 December 2022 were classified as a disposal group held for sale.

On 30 December 2022, Ming Fung Investment Holdings Limited ("Ming Fung"), an indirect wholly-owned subsidiary of the Company, (as seller) entered into an agreement with Innosophi Company Limited ("Innosophi"), pursuant to which Ming Fung had conditionally agreed to sell and Innosophi had conditionally agreed to acquire the entire share capital of Chance Achieve Limited ("Chance Achieve") for a total consideration of HK\$408,000,000 (the "Chance Achieve Disposal"). Chance Achieve is principally engaged in money lending in Hong Kong. Innosophi is an investment holding company wholly-owned by Mr. Freeman Hui Shen, a non-executive director and a substantial shareholder of the Company. In the opinion of the directors, the Chance Achieve Disposal is expected to be completed on or before 30 June 2023. Accordingly, the assets and liabilities of Chance Achieve as at 31 December 2022 were classified as a disposal group held for sale.

The major classes of assets and liabilities of the Ideenion Group and Chance Achieve classified as held for sale as at 31 December 2022 are as follows:

	Ideenion Group HK\$'000	Chance Achieve HK\$'000	Total HK\$'000
Assets			
Property, plant and equipment	3,752	322	4,074
Right-of-use assets	42,354	8,594	50,948
Goodwill	90,273	–	90,273
Other intangible assets	1,400	–	1,400
Deferred tax assets	1,885	8,962	10,847
Inventories	432	–	432
Accounts receivable	1,554	–	1,554
Contract assets	1,739	–	1,739
Loans receivable	–	472,491	472,491
Prepayments, deposits and other receivables	5,670	1,550	7,220
Tax recoverable	406	–	406
Cash and cash equivalents	27,709	1,079	28,788
Assets classified as held for sale	177,174	492,998	670,172



# NOTES TO THE CONSOLIDATED FINANCIAL STATEMENTS

31 December 2022

## 39. DISPOSAL GROUPS CLASSIFIED AS HELD FOR SALE (continued)

	Ideenion Group HK\$'000	Chance Achieve HK\$'000	Total HK\$'000
Liabilities			
Accounts payable	562	–	562
Other payables and accruals	8,057	472	8,529
Tax payable	4,803	2,176	6,979
Lease liabilities	42,526	11,085	53,611
Deferred tax liabilities	394	–	394
Liabilities directly associated with the assets classified as held for sale	56,342	13,733	70,075
Net assets directly associated with the disposal groups	120,832	479,265	600,097

## 40. NOTES TO THE CONSOLIDATED STATEMENT OF CASH FLOWS

### (a) Major non-cash transactions

- (i) During the period, the Group had non-cash additions to right-of-use assets and lease liabilities of HK\$23,160,000 (year ended 30 September 2021: HK\$10,656,000) and HK\$23,160,000 (year ended 30 September 2021: HK\$10,656,000), respectively, in respect of lease arrangements for leased properties.
- (ii) During the period, the Group had non-cash additions to right-of-use assets and lease liabilities of HK\$7,665,000 (year ended 30 September 2021: HK\$14,045,000) and HK\$7,665,000 (year ended 30 September 2021: HK\$14,045,000), respectively, in respect of remeasurement of variable lease payments that depend on an index/on lease modifications (30 September 2021: lease modifications) for leased properties.
- (iii) During the period, the Group exercised a call option to acquire additional 3,000,000 ordinary shares of EV Power at nil consideration. Accordingly, the call option with a fair value of HK\$7,696,000 as at the date of exercise was reclassified from a financial asset at fair value through profit or loss to an investment in an associate in the carrying amount of investment in an associate.

# NOTES TO THE CONSOLIDATED FINANCIAL STATEMENTS

31 December 2022

## 40. NOTES TO THE CONSOLIDATED STATEMENT OF CASH FLOWS (continued)

### (b) Changes in liabilities arising from financing activities

	Interest-bearing bank and other borrowings HK\$'000	Lease liabilities HK\$'000	Convertible bonds HK\$'000
At 1 October 2020	167,035	23,167	–
Changes from financing cash flows	(47,482)	(8,744)	–
Interest paid classified as financing cash flows	–	(1,121)	–
Non-cash changes:			
New lease	–	10,656	–
Remeasurement on lease modifications	–	14,045	–
Acquisition of subsidiaries	–	11,218	–
Termination of leases	–	(1,901)	–
Interest expense	–	1,121	–
Foreign exchange movement	3,161	(671)	–
At 30 September 2021 and at 1 October 2021	<b>122,714</b>	<b>47,770</b>	–
Changes from financing cash flows	<b>(25,160)</b>	<b>(15,807)</b>	<b>163,800</b>
Interest paid classified as financing cash flows	–	(1,721)	(14,742)
Non-cash changes:			
New leases	–	<b>23,160</b>	–
Remeasurement of variable lease payments that depend on an index/ on lease modifications	–	<b>7,665</b>	–
Termination of a lease	–	(607)	–
Disposal of subsidiaries	–	(569)	–
Liabilities included in disposal groups classified as held for sale	–	<b>(53,611)</b>	–
Interest expense	–	<b>1,721</b>	<b>14,742</b>
Fair value losses	–	–	<b>12,418</b>
Foreign exchange movement	<b>(9,378)</b>	<b>(1,712)</b>	–
At 31 December 2022	<b>88,176</b>	<b>6,289</b>	<b>176,218</b>

# NOTES TO THE CONSOLIDATED FINANCIAL STATEMENTS

31 December 2022

## 40. NOTES TO THE CONSOLIDATED STATEMENT OF CASH FLOWS (continued)

### (c) Total cash outflow for leases

The total cash outflow for leases included in the statement of cash flows is as follows:

	Fifteen months ended 31 December 2022 HK\$'000	Year ended 30 September 2021 HK\$'000
Within operating activities	5,768	5,479
Within financing activities	17,528	9,865
	<b>23,296</b>	15,344

## 41. CONTINGENT LIABILITIES

In September 2021, a borrower who entered into a loan agreement with the Group for a loan principal of HK\$28,300,000 in prior years (the "Borrower") initiated a litigation claim against a subsidiary of the Group (the "Subsidiary") disputing over the validity and enforceability of the loan agreement. In December 2021, the Subsidiary filed a defence and counterclaim against the Borrower for the loan principal, interests and other costs. Based on the advice obtained from a legal counsel of the Group, the claim is at early stage and the Subsidiary is considered to have a good defence against the Borrower and a good cause of action against the Borrower in the counterclaim. Accordingly, the directors of the Company consider that it is appropriate to disclose such claim as contingent liabilities as at 31 December 2022 and 30 September 2021 and no provision has been made in the consolidated financial statements.

## 42. COMMITMENTS

The Group had the following commitments provided to a joint venture at the end of the reporting period:

	31 December 2022 HK\$'000	30 September 2021 HK\$'000
Contracted, but not provided for:		
Capital contributions	335,744	33,493

# NOTES TO THE CONSOLIDATED FINANCIAL STATEMENTS

31 December 2022

## 43. RELATED PARTY TRANSACTIONS

(a) In addition to the transactions, arrangements and balances detailed elsewhere in these financial statements, the Group had the following transactions with related parties during the current period and the prior year.

(i) During the current period, lease payments for a property in the aggregate of approximately HK\$1,745,000 (year ended 30 September 2021: Nil) were paid or payable by the Group to a company joint controlled by a director of the Company based on terms as agreed by the relevant parties as set out in a tenancy agreement.

The director resigned as an executive director of the Company on 23 December 2022.

(ii) During the current period, the Group earned consultancy service income of approximately HK\$8,748,000 (year ended 30 September 2021: Nil) from a joint venture of the Group.

(b) Compensation of key management personnel of the Group

The directors of the Company comprise the key management personnel of the Group. Details of the compensation of the directors of the Company are included in note 10 to the financial statements.

# NOTES TO THE CONSOLIDATED FINANCIAL STATEMENTS

31 December 2022

## 44. FINANCIAL INSTRUMENTS BY CATEGORY

The carrying amounts of each of the categories of financial instruments as at the end of the reporting period are as follows:

### 31 December 2022

#### Financial assets

	Financial assets at fair value through profit or loss		Total HK\$'000
	Mandatorily designated as such HK\$'000	Financial assets at amortised cost HK\$'000	
Loans receivable	–	202,037	202,037
Accounts receivable	–	40,997	40,997
Financial assets included in prepayments, deposits and other receivables	–	274,981	274,981
Financial assets at fair value through profit or loss	1,415,199	–	1,415,199
Cash and cash equivalents	–	81,316	81,316
	1,415,199	599,331	2,014,530

#### Financial liabilities

	Financial liabilities at fair value through profit or loss		Total HK\$'000
	Financial liabilities at fair value through profit or loss HK\$'000	Financial liabilities at amortised cost HK\$'000	
Accounts payable	–	108,280	108,280
Financial liabilities included in other payables and accruals	–	92,409	92,409
Interest-bearing bank borrowings	–	88,176	88,176
Lease liabilities	–	59,900	59,900
Convertible bonds	176,218	–	176,218
Contingent consideration payable	–	–	–
	176,218	348,765	524,983



# NOTES TO THE CONSOLIDATED FINANCIAL STATEMENTS

31 December 2022

## 44. FINANCIAL INSTRUMENTS BY CATEGORY *(continued)*

The carrying amounts of each of the categories of financial instruments as at the end of the reporting period are as follows: *(continued)*

### 30 September 2021

#### Financial assets

	Financial assets at fair value through profit or loss		Total HK\$'000
	Mandatorily designated as such HK\$'000	Financial assets at amortised cost HK\$'000	
Loans receivable	–	704,504	704,504
Accounts receivable	–	54,183	54,183
Financial assets included in prepayments, deposits and other receivables	–	264,625	264,625
Financial assets at fair value through profit or loss	1,011,753	–	1,011,753
Cash and cash equivalents	–	150,053	150,053
	1,011,753	1,173,365	2,185,118

#### Financial liabilities

	Financial liabilities at fair value through profit or loss		Total HK\$'000
	HK\$'000	Financial liabilities at amortised cost HK\$'000	
Accounts payable	–	82,735	82,735
Financial liabilities included in other payables and accruals	–	141,477	141,477
Interest-bearing bank borrowings	–	122,714	122,714
Lease liabilities	–	47,770	47,770
Contingent consideration payables	796,342	–	796,342
	796,342	394,696	1,191,038

# NOTES TO THE CONSOLIDATED FINANCIAL STATEMENTS

31 December 2022

## 45. FAIR VALUE AND FAIR VALUE HIERARCHY OF FINANCIAL INSTRUMENTS

Management has assessed that the fair values of cash and cash equivalents, accounts receivable, the current portion of loans receivable, financial assets included in prepayments, deposits and other receivables, accounts payable, financial liabilities included in other payables and accruals, and the current portion of interest-bearing bank borrowings reasonably approximate to their carrying amounts largely due to the short term maturities of these instruments or the effect of discounting is not material.

The fair values of the financial assets and liabilities are included at the amount at which the instrument could be exchanged in a current transaction between willing parties, other than in a forced or liquidation sale. The fair values of listed equity investments are based on quoted market prices. The following methods and assumptions were used to estimate the fair values of the Group's other financial instruments.

The fair values of the non-current portions of loans receivable, financial assets included in deposits and interest-bearing bank borrowings have been calculated by discounting the expected future cash flows using rates currently available for instruments with similar terms, credit risk and remaining maturities. The changes in fair value as a result of the Group's own non-performance risk for interest-bearing bank borrowings as at the end of the reporting period were assessed to be insignificant. In the opinion of the directors, the fair values of these financial instruments reasonably approximate to their carrying amounts.

The fair values of the contingent consideration payables have been determined using a scenario analysis, taking into account the probabilities in which each the consolidated earnings before interests and taxes/NPAT target would be achieved.

The fair values of the preferred shares included in unlisted investments have been determined by equity value allocation method with option pricing model or scenario analysis. The underlying equity values have been determined based on market-based approach, such as certain earnings multiples, or income approach, such as discounted cash flows.

The fair value of the convertible note included in unlisted investments has been determined based on the probability-weighted expected return with option pricing method, which takes into account the probability-weighted value across multiple future outcomes, while using the option pricing method to estimate the allocation of value within one or more of those scenarios.

The fair values of the options included in unlisted investments have been determined using a scenario analysis or a binomial option pricing model. The valuations take into account the expected future values and probabilities under different scenarios discounted at the rate reflecting the risk of the payoff.

The fair values of the convertible bonds have been determined using the Hull's binomial tree model, which incorporates the interest rate curves and the price evolution of the Company's shares over the validity period of the convertible bonds.

# NOTES TO THE CONSOLIDATED FINANCIAL STATEMENTS

31 December 2022

## 45. FAIR VALUE AND FAIR VALUE HIERARCHY OF FINANCIAL INSTRUMENTS *(continued)*

Below is a summary of significant unobservable inputs to the valuation of financial instruments together with a quantitative sensitivity analysis:

	Valuation techniques	Significant unobservable inputs	Percentage or ratio	Sensitivity of fair value to the input
Unlisted investments — Preferred shares	Equity value allocation method	Risk-free rate	4.60% to 4.67% (30 September 2021: 0.34% to 0.46%)	1 percentage point increase in risk-free rate would result in decrease in fair value by HK\$651,000 (30 September 2021: HK\$2,875,000)
		Volatility	61.78% to 65.87% (30 September 2021: 65.25% to 75.46%)	10% increase in volatility would result in decrease in fair value by HK\$10,118,000 (30 September 2021: HK\$12,225,000)
		Earnings multiples	N/A (30 September 2021: 6.21)	N/A (30 September 2021: 10% decrease in earnings multiples would result in decrease in fair value by HK\$28,259,000)
Unlisted investment — Convertible note	Expected return with option pricing method	Risk-free rate	N/A (30 September 2021: 0.33% to 0.51%)	N/A (30 September 2021: 1 percentage point increase in risk-free rate would result in decrease in fair value by HK\$320,000)
		Volatility	N/A (30 September 2021: 55.10% to 73.85%)	N/A (30 September 2021: 10% increase in volatility would result in decrease in fair value by HK\$2,193,000)
		Earnings multiples	N/A (30 September 2021: 6.21)	N/A (30 September 2021: 10% decrease in earnings multiples would result in decrease in fair value by HK\$2,223,000)
Unlisted investments — Options	Scenario analysis	Discount rate	N/A (30 September 2021: 35%)	N/A (30 September 2021: 10% increase in discount rate would not result in significant decrease in fair value)
		Earnings multiples	N/A (30 September 2021: 18.8)	N/A (30 September 2021: 10% decrease in earnings multiples would result in decrease in fair value by HK\$778,000)
Convertible bonds	Hull's binomial tree model	Risk-free rate	4.17% to 4.18% (30 September 2021: N/A)	1 percentage point increase in risk-free rate would result in decrease in fair value by HK\$2,418,000 (30 September 2021: N/A)
		Bond yield	9.91% to 9.92% (30 September 2021: N/A)	1 percentage point increase in bond yield would result in decrease in fair value by HK\$2,495,000 (30 September 2021: N/A)
		Volatility	72.13% to 72.90% (30 September 2021: N/A)	10% increase in volatility would result in increase in fair value by HK\$4,093,000 (30 September 2021: N/A)

# NOTES TO THE CONSOLIDATED FINANCIAL STATEMENTS

31 December 2022

## 45. FAIR VALUE AND FAIR VALUE HIERARCHY OF FINANCIAL INSTRUMENTS *(continued)*

### Fair value hierarchy

The following tables illustrate the fair value measurement hierarchy of the Group's financial instruments:

### Assets measured at fair value:

As at 31 December 2022

	Fair value measurement using			Total HK\$'000
	Quoted prices in active markets (Level 1) HK\$'000	Significant observable inputs (Level 2) HK\$'000	Significant unobservable inputs (Level 3) HK\$'000	
Financial assets at fair value through profit or loss (before share of loss of an associate)	42,406	–	1,419,897	1,462,303

As at 30 September 2021

	Fair value measurement using			Total HK\$'000
	Quoted prices in active markets (Level 1) HK\$'000	Significant observable inputs (Level 2) HK\$'000	Significant unobservable inputs (Level 3) HK\$'000	
Financial assets at fair value through profit or loss (before share of loss of an associate)	27,759	–	1,003,844	1,031,603

During the period, there were no transfers of fair value measurements between Level 1 and Level 2 and no transfers into or out of Level 3 for financial assets (year ended 30 September 2021: Nil).

# NOTES TO THE CONSOLIDATED FINANCIAL STATEMENTS

31 December 2022

## 45. FAIR VALUE AND FAIR VALUE HIERARCHY OF FINANCIAL INSTRUMENTS *(continued)*

### Liabilities measured at fair value:

As at 31 December 2022

	Fair value measurement using			Total HK\$'000
	Quoted prices in active markets (Level 1) HK\$'000	Significant observable inputs (Level 2) HK\$'000	Significant unobservable inputs (Level 3) HK\$'000	
Contingent considerable payable	–	–	–	–
Convertible bonds	–	–	176,218	176,218
	–	–	176,218	176,218

As at 30 September 2021

	Fair value measurement using			Total HK\$'000
	Quoted prices in active markets (Level 1) HK\$'000	Significant observable inputs (Level 2) HK\$'000	Significant unobservable inputs (Level 3) HK\$'000	
Contingent considerable payable	–	–	796,342	796,342

During the period, there were no transfers of fair value measurements between Level 1 and Level 2 and no transfers into or out of Level 3 for financial liabilities (year ended 30 September 2021: Nil).



# NOTES TO THE CONSOLIDATED FINANCIAL STATEMENTS

31 December 2022

## 45. FAIR VALUE AND FAIR VALUE HIERARCHY OF FINANCIAL INSTRUMENTS *(continued)*

The movements in fair value measurements within Level 3 during the period/year are as follows:

	Assets		Liabilities	
	31 December 2022 HK\$'000	30 September 2021 HK\$'000	31 December 2022 HK\$'000	30 September 2021 HK\$'000
At beginning of period/year	1,003,844	954,621	(796,342)	(619,069)
Net gain/(loss) recognised in the consolidated statement of profit or loss	423,749	49,223	247,783	(56,008)
Reclassification to interest in an associate upon exercise of a call option	(7,696)	–	–	–
Issue of convertible bonds	–	–	(163,800)	–
Payments	–	–	14,742	–
Issue of consideration shares	–	–	521,399	–
Acquisition of subsidiaries	–	–	–	(121,265)
At end of period/year	1,419,897	1,003,844	(176,218)	(796,342)

## 46. FINANCIAL RISK MANAGEMENT OBJECTIVES AND POLICIES

The Group's principal financial instruments comprise interest-bearing bank borrowings, convertible bonds, and cash and cash equivalents. The main purpose of these financial instruments is to raise finance for the Group's operations. The Group has various other financial assets and liabilities, which mainly arise directly from its operations or its investing activities.

The main risks arising from the Group's financial instruments are interest rate risk, foreign currency risk, credit risk, equity price risk and liquidity risk. The board of directors reviews and agrees policies for managing each of these risks and they are summarised below.

### Interest rate risk

The Group's exposure to the risk of changes in market interest rates relates primarily to the Group's interest-bearing bank borrowings with floating interest rates. The Group's policy is to obtain the most favourable interest rates available for its borrowings.

For RMB and JPY floating-rate bank borrowings, a 100 basis point increase/decrease in interest rates at 31 December 2022, with all other variables held constant, would have decreased/increased the Group's profit before tax for the period by approximately HK\$620,000 (year ended 30 September 2021: increased/decreased the Group's loss before tax by HK\$903,000) and HK\$261,000 (year ended 30 September 2021: increased/decreased the Group's loss before tax by HK\$324,000), respectively.

# NOTES TO THE CONSOLIDATED FINANCIAL STATEMENTS

31 December 2022

## 46. FINANCIAL RISK MANAGEMENT OBJECTIVES AND POLICIES *(continued)*

### Foreign currency risk

The Group has certain investments in foreign operations, whose net assets are exposed to foreign currency translation risk. The Group currently does not have a foreign currency policy to hedge its currency exposure arising from the net assets of the Group's foreign operations.

The Group also has transactional currency exposures mainly arising from sales or purchases by operating units in currencies other than the units' functional currencies. The currency giving rise to this risk is primarily Euro ("EUR") and Swiss Franc ("CHF"). The Group does not hold or issue any derivative financial instruments for trading purposes or to hedge against fluctuations in foreign exchange rates. The Group mitigates this risk by conducting the sales and purchases transactions in the same currency, whenever possible.

The following table demonstrates the sensitivity at the end of the reporting period to a reasonably possible change in the EUR and CHF exchange rates, with all other variables held constant, of the Group's profit/(loss) before tax (arising from EUR and CHF denominated financial instruments).

	Increase/ (decrease) in EUR rate %	Decrease/ (increase) in profit before tax HK\$'000
<b>31 December 2022</b>		
If the Hong Kong dollar weakens against the EUR	5	524
If the Hong Kong dollar strengthens against the EUR	(5)	(524)
	Increase/ (decrease) in CHF rate %	Decrease/ (increase) in loss before tax HK\$'000
<b>30 September 2021</b>		
If the Hong Kong dollar weakens against the CHF	5	1,301
If the Hong Kong dollar strengthens against the CHF	(5)	(1,301)
If the Hong Kong dollar weakens against the EUR	5	124
If the Hong Kong dollar strengthens against the EUR	(5)	(124)

# NOTES TO THE CONSOLIDATED FINANCIAL STATEMENTS

31 December 2022

## 46. FINANCIAL RISK MANAGEMENT OBJECTIVES AND POLICIES *(continued)*

### Credit risk

The Group mainly transacts on credit with creditworthy customers. Receivable balances are monitored on an on-going basis. In respect of loan receivables, individual credit evaluations are performed on borrowers. These evaluations take into account information specific to the borrowers such as the result of the borrowers' credit assessment performed by independent credit management service agents, their financial condition and the Group's past experience with the borrowers. Certain of these loan receivables are secured by certain assets of the respective borrowers or personal guarantees. The Group assesses the quality of collaterals by assessing the financial condition of the guarantors, the validity and value of the collaterals, if applicable.

### Maximum exposure and year-end staging

The tables below show the credit quality and the maximum exposure to credit risk based on the Group's credit policy, which is mainly based on past due information unless other information is available without undue cost or effort, and year-end staging classification as at the end of the reporting period. The amounts presented are gross carrying amounts for financial assets.

As at 31 December 2022

	12-month ECLs	Lifetime ECLs			Total HK\$'000
	Stage 1 HK\$'000	Stage 2 HK\$'000	Stage 3 HK\$'000	Simplified approach HK\$'000	
Loans receivable					
— Normal**	207,054	—	—	—	207,054
— Doubtful**	—	—	5,641	—	5,641
Accounts receivable*	—	—	—	41,904	41,904
Financial assets included in prepayments, deposits and other receivables					
— Normal**	274,981	—	—	—	274,981
Cash and cash equivalents					
— Not yet past due	81,316	—	—	—	81,316
	563,351	—	5,641	41,904	610,896

# NOTES TO THE CONSOLIDATED FINANCIAL STATEMENTS

31 December 2022

## 46. FINANCIAL RISK MANAGEMENT OBJECTIVES AND POLICIES (continued)

### Credit risk (continued)

As at 30 September 2021

	12-month	Lifetime ECLs			Total
	ECLs	ECLs			
	Stage 1	Stage 2	Stage 3	Simplified	
	HK\$'000	HK\$'000	HK\$'000	approach	HK\$'000
				HK\$'000	
Loans receivable					
— Normal**	725,001	–	–	–	725,001
— Doubtful**	–	–	40,685	–	40,685
Accounts receivable*	–	–	–	56,257	56,257
Contract assets*	–	–	–	2,684	2,684
Financial assets included in prepayments, deposits and other receivables					
— Normal**	264,625	–	–	–	264,625
Cash and cash equivalents					
— Not yet past due	150,053	–	–	–	150,053
	1,139,679	–	40,685	58,941	1,239,305

\* For accounts receivable and contract assets to which the Group applies the simplified approach for impairment, information based on the provision matrix is disclosed in notes 26 and 27 to the financial statements, respectively.

\*\* The credit quality of loans receivable and the financial assets included in prepayments, deposits and other receivables is considered to be "normal" when they are not past due and there is no information indicating that the financial assets had a significant increase in credit risk since initial recognition. Otherwise, the credit quality of the financial assets is considered to be "doubtful".

Further quantitative data in respect of the Group's exposure to credit risk arising from accounts receivable are disclosed in note 26 to the financial statements.

At the end of the reporting period, the Group had certain concentrations of credit risk in relation to accounts receivable as 70% (2021: 72%) and 99% (2021: 97%) of the Group's accounts receivable were due from its largest trade debtor and five largest trade debtors, respectively.

At the end of the reporting period, the Group had certain concentrations of credit risk in relation to loans receivable as 40% (2021: 20%) and 99% (2021: 67%) of the Group's loans receivable were due from its largest borrower and five largest borrowers, respectively.

# NOTES TO THE CONSOLIDATED FINANCIAL STATEMENTS

31 December 2022

## 46. FINANCIAL RISK MANAGEMENT OBJECTIVES AND POLICIES *(continued)*

### Equity price risk

Equity price risk is the risk that the fair values of investment securities decrease as a result of changes in the levels of equity indices and the value of individual securities. The Group is exposed to equity price risk arising from individual listed equity investments and unlisted investments included in financial assets at fair value through profit or loss (note 22) as at 31 December 2022. The Group's listed equity investments are listed on the Stock Exchange and are valued at quoted market prices at the end of the reporting period.

The following table demonstrates the sensitivity to a 10% change in the fair values of the investment securities, with all other variables held constant, of the Group's profit/loss before tax, based on their carrying amounts at the end of the reporting period.

	Carrying amount HK\$'000	Change in profit/loss before tax HK\$'000
<b>31 December 2022</b>		
Equity investments listed in Hong Kong	42,406	4,241
Unlisted investments	1,419,897	141,990
<b>30 September 2021</b>		
Equity investments listed in Hong Kong	27,759	2,776
Unlisted investments	1,003,844	100,384



# NOTES TO THE CONSOLIDATED FINANCIAL STATEMENTS

31 December 2022

## 46. FINANCIAL RISK MANAGEMENT OBJECTIVES AND POLICIES *(continued)*

### Liquidity risk

The Group's objective is to ensure there are adequate funds to meet its contractual payments for financial liabilities in the short and longer terms. In the management of liquidity risk, the Group monitors and maintains a level of cash and bank balances deemed adequate by management to finance the Group's operations and mitigate the effects of fluctuations in cash flows. Cash flows of the Group are closely monitored by senior management on an ongoing basis.

The maturity profile of the Group's financial liabilities as at the end of the reporting period, based on the contractual undiscounted payments, is as follows:

	31 December 2022			
	On demand/ less than 1 year HK\$'000	1 to 5 years HK\$'000	Over 5 years HK\$'000	Total HK\$'000
Accounts payable	108,280	–	–	108,280
Financial liabilities included in other payables and accruals	92,409	–	–	92,409
Interest-bearing bank borrowings	76,183	4,613	16,866	97,662
Convertible bonds	14,742	178,542	–	193,284
Lease liabilities	17,599	44,994	414	63,007
	<b>309,213</b>	<b>228,149</b>	<b>17,280</b>	<b>554,642</b>
	30 September 2021			
	On demand/ less than 1 year HK\$'000	1 to 5 years HK\$'000	Over 5 years HK\$'000	Total HK\$'000
Accounts payable	82,735	–	–	82,735
Financial liabilities included in other payables and accruals	141,477	–	–	141,477
Interest-bearing bank borrowings	107,726	5,203	20,649	133,578
Lease liabilities	12,553	36,359	2,011	50,923
	<b>344,491</b>	<b>41,562</b>	<b>22,660</b>	<b>408,713</b>

# NOTES TO THE CONSOLIDATED FINANCIAL STATEMENTS

31 December 2022

## 46. FINANCIAL RISK MANAGEMENT OBJECTIVES AND POLICIES *(continued)*

### Capital management

The primary objectives of the Group's capital management are to safeguard the Group's ability to continue as a going concern and to maintain healthy capital ratios in order to support its business and maximise shareholders' value.

The Group manages its capital structure and makes adjustments to it in light of changes in economic conditions and the risk characteristics of the underlying assets. To maintain or adjust the capital structure, the Group may return capital to shareholders or issue new shares. The Group is not subject to any externally imposed capital requirements. No changes were made in the objectives, policies or processes for managing capital during the period ended 31 December 2022 and the year ended 30 September 2021.

The Group monitors capital using a gearing ratio, which is calculated by dividing total debts, which comprise interest-bearing bank borrowings and convertible bonds, by total equity. As at 31 December 2022, the Group's gearing ratio was 6.2% (30 September 2021: 3.4%).

## 47. EVENTS AFTER THE REPORTING PERIOD

On 11 January 2023, Castle Riches Investments Limited (the "Purchaser"), a wholly-owned subsidiary of the Company, and WM Motor Holdings Limited (the "Vendor") entered into an acquisition agreement, pursuant to which the Vendor conditionally agreed to sell and the Purchaser conditionally agreed to purchase the entire issued share capital of WM Motor Global Investment Limited (the "WM Acquisition"). The consideration for the WM Acquisition is US\$2,023.27 million (equivalent to approximately HK\$15,853.71 million), and will be settled by way of allotment and issue of consideration shares of the Company at the issue price of HK\$0.55 per share. The WM Acquisition constitutes a very substantial acquisition and reverse takeover for the Company under the Listing Rules and the Company will be treated as if it were a new listing applicant under the Listing Rules. The WM Acquisition also constitutes a connected transaction for the Company under Chapter 14A of the Listing Rules.

Further details of the WM Acquisition are set out in the announcements of the Company dated 11 January 2023, 17 January 2023, 2 February 2023 and 2 March 2023.

# NOTES TO THE CONSOLIDATED FINANCIAL STATEMENTS

31 December 2022

## 48. STATEMENT OF FINANCIAL POSITION OF THE COMPANY

Information about the statement of financial position of the Company at the end of the reporting period is as follows:

	31 December 2022 HK\$'000	30 September 2021 HK\$'000
<b>NON-CURRENT ASSETS</b>		
Property, plant and equipment	4,447	6,124
Right-of-use assets	5,834	10,436
Investments in subsidiaries	2,331,746	2,586,646
Financial assets at fair value through profit or loss	197,335	117,552
Deposits	2,378	3,244
<b>Total non-current assets</b>	<b>2,541,740</b>	<b>2,724,002</b>
<b>CURRENT ASSETS</b>		
Prepayments, deposits and other receivables	131,631	3,133
Due from subsidiaries	1,991,312	1,952,460
Tax recoverable	–	52
Cash and cash equivalents	12,685	41,073
<b>Total current assets</b>	<b>2,135,628</b>	<b>1,996,718</b>
Investment in a subsidiary classified as held for sale	263,100	–
<b>Total current assets</b>	<b>2,398,728</b>	<b>1,996,718</b>
<b>CURRENT LIABILITIES</b>		
Due to a subsidiary	500,214	414,393
Other payables and accruals	7,600	22,430
Lease liabilities	1,347	3,025
Contingent consideration payable	–	742,882
Convertible bonds	176,218	–
<b>Total current liabilities</b>	<b>685,379</b>	<b>1,182,730</b>
<b>NET CURRENT ASSETS</b>	<b>1,713,349</b>	<b>813,988</b>
<b>TOTAL ASSETS LESS CURRENT LIABILITIES</b>	<b>4,255,089</b>	<b>3,537,990</b>
<b>NON-CURRENT LIABILITIES</b>		
Lease liabilities	4,942	7,605
Contingent consideration payable	–	53,460
<b>Total non-current liabilities</b>	<b>4,942</b>	<b>61,065</b>
<b>Net assets</b>	<b>4,250,147</b>	<b>3,476,925</b>
<b>EQUITY</b>		
Issued capital	961,310	798,279
Reserves (note)	3,288,837	2,678,646
<b>Total equity</b>	<b>4,250,147</b>	<b>3,476,925</b>

# NOTES TO THE CONSOLIDATED FINANCIAL STATEMENTS

31 December 2022

## 48. STATEMENT OF FINANCIAL POSITION OF THE COMPANY *(continued)*

Note:

A summary of the Company's reserves is as follows:

	Share premium account HK\$'000 Note (i)	Treasury shares HK\$'000	Share option reserve HK\$'000	Accumulated losses HK\$'000	Total HK\$'000
At 1 October 2020	5,989,760	–	83,937	(3,496,933)	2,576,764
Loss and total comprehensive loss for the year	–	–	–	(281,496)	(281,496)
Issue of shares	292,534	–	–	–	292,534
Share issue expenses	(16,022)	–	–	–	(16,022)
Equity-settled share option arrangements	–	–	106,866	–	106,866
Transfer of share option reserve upon the forfeiture of share options	–	–	(9,270)	9,270	–
At 30 September 2021 and at 1 October 2021	<b>6,266,272</b>	–	<b>181,533</b>	<b>(3,769,159)</b>	<b>2,678,646</b>
Profit and total comprehensive income for the period	–	–	–	218,147	218,147
Issue of shares	355,875	–	–	–	355,875
Shares repurchased	–	(8,002)	–	–	(8,002)
Cancellation of repurchased shares	(5,509)	8,002	–	–	2,493
Equity-settled share option arrangements	–	–	41,678	–	41,678
Transfer of share option reserve upon the forfeiture of share options	–	–	(51,817)	51,817	–
At 31 December 2022	<b>6,616,638</b>	–	<b>171,394</b>	<b>(3,499,195)</b>	<b>3,288,837</b>

Note:

- (i) In accordance with the Companies Law, Chapter 22 (Law 3 of 1961, as consolidated and revised) of the Cayman Islands, the share premium account is distributable to the shareholders of the Company provided that immediately following the date on which the dividend is proposed to be distributed, the Company will be in a position to pay off its debts as and when they fall due in the ordinary course of business. The share premium account may also be distributed in the form of fully paid bonus shares.

The share premium account of the Company includes: (i) the difference between the nominal value of the share capital of the subsidiaries acquired pursuant to a group reorganisation on 12 August 2002 over the nominal value of the share capital of the Company issued in exchange therefor; (ii) the premium arising from new share issues; (iii) the premium arising from a capitalisation issue; and (iv) the premium arising from issue of shares upon the exercise of share options.

## 49. APPROVAL OF THE FINANCIAL STATEMENTS

The financial statements were approved and authorised for issue by the board of directors on 31 March 2023.

## PARTICULARS OF PROPERTIES HELD BY THE GROUP

31 December 2022

### INVESTMENT PROPERTIES

Properties	Attributable interest of the Group	Ownership	Tenure	Existing use
Shop No. 277–279, Block D of 3, Zone B, Phase 1 of Huaqiang City Garden, Fuyong Jiedao, Bao'an District, Shenzhen City, Guangdong Province, the PRC	100%	Leasehold	Long term lease	Leased