



# BALK 1798

## Balk 1798 Group Limited

*(Incorporated in Bermuda with limited liability)*

**(Stock code: 1010)**



ANNUAL REPORT

2022

# CONTENTS

Corporate Information	2
Directors and Senior Management Biographies	3
Five-Year Financial Summary	6
Letter from the Board	7
Management Discussion and Analysis	10
Environmental, Social and Governance Report	17
Report of the Directors	31
Corporate Governance Report	40
Independent Auditor's Report	57
Consolidated Statement of Profit or Loss	63
Consolidated Statement of Comprehensive Income	64
Consolidated Statement of Financial Position	65
Consolidated Statement of Changes In Equity	67
Consolidated Statement of Cash Flows	68
Notes to the Consolidated Financial Statements	70



# CORPORATE INFORMATION



## BOARD OF DIRECTORS

### Executive Directors

Mr. Duan Hongtao (*Chairman*) *Note 1*

Ms. Li Weina

Mr. Zhang Fumin

Mr. Wang Yi *Note 2*

### Independent Non-Executive Directors

Ms. Ching Ching

Dr. Song Donglin

Dr. Zhang Shengdong

## BOARD COMMITTEES

### Audit Committee

Ms. Ching Ching (*Chairman*)

Dr. Song Donglin

Dr. Zhang Shengdong

### Nomination Committee

Dr. Song Donglin (*Chairman*)

Ms. Ching Ching

Dr. Zhang Shengdong

### Remuneration Committee

Dr. Song Donglin (*Chairman*)

Ms. Ching Ching

Dr. Zhang Shengdong

## COMPANY SECRETARY

Mr. Lam Wai Kei

## STOCK CODE

1010

## WEBSITE

<http://pacray.com.hk>

### Notes:

1. Resigned on 14 February 2022
2. Appointed on 8 March 2022

## AUDITOR

Zenith CPA Limited

*Certified Public Accountants*

## LEGAL ADVISOR

Robertsons Solicitors

## PRINCIPAL BANKERS

Bank of Communications (Hong Kong) Limited

Dah Sing Bank, Limited

## REGISTERED OFFICE

Clarendon House

2 Church Street

Hamilton HM 11

Bermuda

## PRINCIPAL PLACE OF BUSINESS IN HONG KONG

28/F., Agricultural Bank of China Tower

50 Connaught Road Central

Hong Kong

## PRINCIPAL SHARE REGISTRAR AND TRANSFER OFFICE

4th Floor North Cedar House

41 Cedar Avenue

Hamilton HM 12

Bermuda

## HONG KONG BRANCH SHARE REGISTRAR AND TRANSFER OFFICE

Tricor Tengis Limited

17/F., Far East Finance Centre,

16 Harcourt Road, Hong Kong

# DIRECTORS AND SENIOR MANAGEMENT BIOGRAPHIES

## EXECUTIVE DIRECTORS

**Ms. Li Weina**, aged 38, was appointed as the executive director of the Company on 14 August 2020. She joined the Group from July 2019, and is taking the role of a vice president in human resource and administration. She obtained a bachelor degree in Marketing in Huaqiao University\* (華僑大學) in 2007. She was employed as an administration and human resource manager and secretary to chief officer in Zhongxin Fengyue (Dalian) Limited\* (中信豐悅(大連)有限公司) from 2010 to 2014, and a manager of the board office and secretary to chief officer in Zhongying Holding Group Limited\* (中盈控股集團有限公司) from 2014 to 2019. She has extensive experience in human resource and administration management. She is the directors of 21 subsidiaries of the Company.

**Mr. Zhang Fumin**, aged 51, was appointed as the executive director of the Company on 16 April 2021. He obtained a master's degree in business administration from Dalian Maritime University. He served as (i) director of the transaction centre at Dalian Branch of Bank of China from December 1994 to November 2002; (ii) president of Dalian Software Park sub-branch of Bank of China from November 2002 to June 2006; (iii) director of consumer loan department at Dalian High-tech Park sub-branch of Bank of China from June 2006 to July 2013; (iv) general manager of Dalian Zhongying Shipbuilding Co., Ltd.\* (大連中盈船業製造有限公司) from 2015 to March 2016; (v) general manager of Dalian Wanjin Investment Co., Ltd.\* (大連萬錦投資有限公司) from March 2016 to November 2018; (vi) general manager of Liaoning Jinlong Super Yacht Manufacturing Co., Ltd.\* (遼寧錦龍超級遊艇製造有限公司) from December 2018 to January 2020; (vii) employee of Zhongying Int'l Holding Group Limited (“**Zhongying Int'l**”), a controlling shareholder of the Company, from November 2020 to January 2021; and (viii) general manager of Dalian Zhongying Lianhai Yacht Management Limited\* (大連中盈聯海遊艇管理有限公司) from January 2021 to present. He has extensive experience in financial management, risk control and internal control.

**Mr. Wang Yi**, aged 61, was appointed as the executive director of the Company on 8 March 2022. He graduated in Nordic International College in Sweden with Master of Laws degree. He currently serves as the director in Beijing Love Oxygen Forest Technology Company Limited. He served as a consultant in the Company from June 2019 to February 2020 and has been serving as the director of China Foundation of Culture and Arts for Children since November 2016. Mr. Wang has also worked in different companies. He has been engaged in various businesses including finance and investment, and has extensive experience in investment management and corporate development.

\* For identification purposes only



# DIRECTORS AND SENIOR MANAGEMENT BIOGRAPHIES



## INDEPENDENT NON-EXECUTIVE DIRECTORS

**Ms. Ching Ching**, aged 44, was appointed as independent non-executive director of the Company on 23 June 2020. She obtained a Bachelor of Science in Business Administration (Finance and Management Information System) in University of Arizona (USA) in 2001 and an Executive Master of Business Administration Certificate in Fudan University in 2014. She is a Fellow member of both the Institute of Public Accountants Australia, Certified Management Accountant Australia, Institute of Financial Accountants (UK), the Association of International Accountants and the Royal Statistical Society. She is also a Professional Member of CACFO (中國總會計師協會) and the British Computer Society. She is currently the Financial Controller of First America Title Insurance Company, a company licensed by the Insurance Authority in Hong Kong. She has around 20 years of experiences in corporate finance, merge and acquisition, and business valuation.

**Dr. Song Donglin**, aged 66, was appointed as the independent non-executive director of the Company on 15 April 2021. He (i) obtained an undergraduate degree and a master's degree from the Jilin University in 1982 and 1985, respectively; (ii) served as a teacher of the Economics Department of Jilin University from 1985 to 1993, and was a visiting scholar at Rutgers University in the United States from 1988 to 1990; (iii) obtained a doctoral degree from Jilin University in 1994; (iv) served as the deputy dean of the Business School of Jilin University from 1993 to 2000; (v) served as the deputy dean and dean of the School of Economics of Jilin University from 2000 to 2005; (vi) served as the vice president of Changchun Taxation College from 2005 to 2006; (vii) served as the president of Changchun Taxation College from 2006 to 2010; (viii) served as the president of Jilin University of Finance and Economics from 2010 to 2018; and (ix) has been serving as an independent director of Jilin Bank since March 2020. Dr. Song has extensive experience in the fields of economics and business administration.

**Dr. Zhang Shengdong**, aged 58, was appointed as the independent non-executive director of the Company on 4 March 2019. He graduated in Peking University (北京大學) with doctoral degree in Sciences in 2002. He is currently a professor of the School of Electronic and Computer Engineering of Peking University (北京大學 – 信息工程學院).

Dr. Zhang was a director of Shenzhen Topray Solar Co., Ltd (深圳拓日新能源科技股份有限公司) from February 2010 to May 2016, which is listed on the Shenzhen Stock Exchange in the People's Republic of China (the "PRC"). He has been a director of Shenzhen Refond Optoelectronics Co., Ltd (深圳市瑞豐光電子股份有限公司) since December 2019, which is listed on the Shenzhen Stock Exchange in the PRC.

# DIRECTORS AND SENIOR MANAGEMENT BIOGRAPHIES

## CHIEF EXECUTIVE OFFICER

**Mr. Lam Fuk Tak**, aged 47, was appointed as the Chief Executive Officer of the Company on 11 November 2021. Mr. Lam is a seasoned entrepreneur in corporate management, holding a number of leadership roles spanning across different lines of business and geographies over the past decade. Mr. Lam is experienced in development, operation management, and startup investment in media and entertainment, corporate finance, and education businesses.

Mr. Lam is a fellow member of both the CPA Australia and the Hong Kong Institute of Certified Public Accountants. Mr. Lam graduated from the University of Wollongong Australia with a Bachelor in Commerce and thereafter, spent over 10 years working in international accounting firms. After leaving PricewaterhouseCoopers in 2009, Mr. Lam joined ChinaVision Media Group Limited ("**ChinaVision**"), subsequently renamed as Alibaba Pictures Group Limited (stock code: 01060). During his five-year tenure as the chief financial officer of ChinaVision, Mr. Lam played pivotal roles in a number of significant transactions including but not limited to noteworthy mergers and acquisitions as well as various fundraising events. Mr. Lam then acted as a senior consultant of Huanxi Media Group Limited (stock code: 01003) from 2015 to 2016, providing strategic advice with respect to mergers and acquisitions, business development, and different kinds of corporate transactions.

## COMPANY SECRETARY

**Mr. Lam Wai Kei**, aged 49, has over 25 years of experience in accounting, corporate finance, auditing and company secretarial practises. He is a practising and a fellow member of the Hong Kong Institute of Certified Public Accountants. Mr. Lam graduated from the Hong Kong University of Science and Technology with a Bachelor of Business Administration degree in accounting in November 1996 and obtained a Master of Science degree in financial engineering from the City University of Hong Kong in November 2004. Mr. Lam is currently the company secretary of China Sinostar Group Company Limited (stock code: 00485), Bojun Education Company Limited (stock code: 01758) and Wai Hung Group Holdings Limited (stock code: 03321), the shares of which are listed on the Stock Exchange of Hong Kong Limited.



# FIVE-YEAR FINANCIAL SUMMARY

A summary of the results, the assets, liabilities and total equity of the Group for the last five financial years, as extracted from the audited financial statements and this Annual Report of the Company for the year ended 31 December, is set out below:

## RESULTS

	2022 HK\$'000	2021 HK\$'000	2020 HK\$'000	2019 HK\$'000	2018 HK\$'000
Revenue	<u>181,076</u>	<u>105,619</u>	<u>92,647</u>	<u>74,339</u>	<u>60,709</u>
Profit/(loss) before tax	<u>3,406</u>	<u>(52,550)</u>	<u>(4,820)</u>	<u>(22,353)</u>	<u>(40,167)</u>
Income tax expense	<u>(5,642)</u>	<u>(290)</u>	<u>(733)</u>	<u>(361)</u>	<u>(20)</u>
Loss for the year	<u>(2,236)</u>	<u>(52,840)</u>	<u>(5,553)</u>	<u>(22,714)</u>	<u>(40,187)</u>
<b>Attributable to owners of the Company</b>	<u>(2,236)</u>	<u>(52,840)</u>	<u>(5,495)</u>	<u>(21,065)</u>	<u>(40,187)</u>

## ASSETS AND LIABILITIES

	31 December 2022 HK\$'000	31 December 2021 HK\$'000	31 December 2020 HK\$'000	31 December 2019 HK\$'000	31 December 2018 HK\$'000
Non-current assets	<u>38,795</u>	<u>43,154</u>	<u>79,293</u>	<u>49,724</u>	<u>34,298</u>
Net current assets	<u>9,251</u>	<u>19,396</u>	<u>28,060</u>	<u>51,824</u>	<u>84,050</u>
Total assets less current liabilities	<u>48,046</u>	<u>62,550</u>	<u>107,353</u>	<u>101,548</u>	<u>118,348</u>
Non-current liabilities	<u>(881)</u>	<u>–</u>	<u>(67)</u>	<u>(5,637)</u>	<u>–</u>
Net assets	<u>47,165</u>	<u>62,550</u>	<u>107,286</u>	<u>95,911</u>	<u>118,348</u>
Shareholders' equity					
Share capital	<u>37,025</u>	<u>37,025</u>	<u>37,025</u>	<u>33,659</u>	<u>33,659</u>
Reserves	<u>10,140</u>	<u>25,525</u>	<u>70,261</u>	<u>62,833</u>	<u>84,689</u>
	<u>47,165</u>	<u>62,550</u>	<u>107,286</u>	<u>96,492</u>	<u>118,348</u>
Non-controlling interest	<u>–</u>	<u>–</u>	<u>–</u>	<u>(581)</u>	<u>–</u>
	<u>47,165</u>	<u>62,550</u>	<u>107,286</u>	<u>95,911</u>	<u>118,348</u>

# LETTER FROM THE BOARD

On behalf of the board of directors (the “**Directors**”) (the “**Board**”) of Balk 1798 Group Limited (the “**Company**”), I hereby report on the results of the Company and its subsidiaries (the “**Group**”) for the year 2022.

## BUSINESS REVIEW

For the past years, the Group has been facing various challenges, the instability in Sino-US trade war, the outbreak and rapid spreading of COVID-19 pandemic, quarantine measures and travel restrictions, the challenges in the post COVID-19 pandemic economic recovery and the supply chain disruptions due to the Russia-Ukraine war. The operations of the Group were inevitably affected. In response to these challenges, the Group has been closely monitoring its business portfolio and has actively taken various decisive measures to reform. Objectives of these measures were (i) to maintain the core business that can create reliable returns with competitive advantages; (ii) to exit from businesses that have not met expectations or might require further input from the Group; and (iii) to continuously seek opportunities that enhance the Group’s revenue bases and profit making abilities.

During the year ended 31 December 2022, the Group continued to maintain its prudent approach on the core businesses of the Group and formulated various strategies to mitigate the negative impacts of the said challenges and enhance the shareholders’ value. Cost control on the integrated circuits and semi-conductors parts and overall operating costs, provision of premier executive jet management business, marketing and promotion on the yacht management business, collaboration with world class yacht manufacturer and building of professional team and technical expertise for the development of yacht business had been taken as measures to maintain, create and enhance the competitive advantages of the Group’s businesses. In 2022, the principal businesses of the Group were i) the design and sales of integrated circuits and semi-conductors parts, ii) executive jet management, and iii) manufacturing and sales of yachts and other yacht related businesses. By the efforts and continuous support from all the staff of the Group, the Group achieved an improved performance in 2022. Revenue of approximately HK\$181.1 million (2021: HK\$105.6 million) and a loss for the year of approximately HK\$2.2 million (2021: HK\$52.8 million) were recorded for the year ended 31 December 2022, representing an increase in revenue of approximately 71.5%, and a 95.8% reduction in loss for the year, which was mainly contributed by the yacht businesses.

Needless to say, the global economy could not fully recover from the severe and prolonged impact of the COVID-19 pandemic in the short term. However, by virtue of the foresaid on-going reform, it allows the Group to revisit the business strategies and relocates its resources on its core businesses as well as to explore business opportunities in different segment which will benefit the Group in the long run. The Group is confident in the future prospect and committed to continuous growth.





# LETTER FROM THE BOARD



## BUSINESS OUTLOOK

We have been experiencing extremely challenging time in the COVID-19 pandemic era. Statistics from various economic activities showed that the recovery from COVID-19 pandemic has been improving and the gross domestic product (GDP) in many countries recorded a growth as compared to 2021. Looking ahead into 2023, the management of the Group (the “**Management**”) anticipates the uncertainties resulted from the COVID-19 pandemic will be persisted for a period of time, hence, the Group will continue to implement its on-going reform and adopt cautious approaches in 2023.

According to Boat International, the brokerage market decreased by 20% in the total value of super yachts sold in 2022. However, this still represented a 50% increase in comparison to 2019 and nearly 80% increase in comparison to 2020. With such bright statistics towards the yacht industry, the Group is ambitious to expand and brand itself to capture this growing market.

By establishing the production facility in Hainan where labour and material costs are relatively low, the Group will be able to benefit from a much more competitive cost base comparing to other overseas yacht manufacturers. The relatively lower manufacturing costs in the People’s Republic of China (the “**PRC**”) combined with the centuries-old Balk brand and the sophisticated technologies from the Netherlands, the Group will be able to deliver high quality yachts at a competitive price. The Group foresees the Chinese yacht market will outpace the global market in the long-term.

Moreover, the Management strives to explore business opportunities in different segments so as to diversify the businesses of the Group and maximise the returns of the investors. During 2022, the second largest shareholder was introduced to the Group, which specialises in mining (including but not limited to gold, copper, and tin etc) and energy (LPG and LNG etc). By leveraging its extensive network, experience and specific industry resources, the Management is now actively seeking business opportunities in the trading of commodities in the aforesaid aspects. The Management plans to set up a team in carrying out the trading of commodities in the short run, which it believes will not only raise sharply the revenue of the Group, but also enhance the cash flow and ultimately the profit margins to a new high.

To align with the business strategies of the Group, new measures or strategies may be formulated or implemented from time to time, depending on availability and feasibility of the then opportunities. The Management is confident that the responsive measures taken have allowed the Group to deploy its resources into businesses with promising future, and will therefore enhance its revenue base and create long-term profitability.

# LETTER FROM THE BOARD

## ACKNOWLEDGEMENT

On behalf of the Board, I wish to take this opportunity to express our appreciation to the management and staff of the Group for their commitment and dedication and sincere gratitude to the shareholders for their continued confidence in and support of the Group.

For and on behalf of the Board of  
**Balk 1798 Group Limited**

**Li Weina**

*Executive Director*

Hong Kong, 31 March 2023



# MANAGEMENT DISCUSSION AND ANALYSIS



Set out below is a management discussion and analysis of the Group for the year ended 31 December 2022.

## SEGMENT REVIEW

### Design and sales of integrated circuit and semi-conductor parts

Design and distribution of integrated circuit and semi-conductor parts in the PRC, Hong Kong and Taiwan remains as one of the core businesses of the Group. Although, the Group acquires raw material integrated circuit (“IC”) and semi-conductor related parts from external suppliers and relies on internet technology and related equipment for the design of IC related products before sourcing out to external sub-contractors for production, the Group is not involved in the manufacturing processes in the course of business.

The Group’s IC products are used in industrial and housing measuring tools and electronic bicycles battery charger market. The core research and development team in Shanghai provides the design of the products and the products are then sourced to certain external suppliers or sub-contractors for subsequent productions. After conducting successful testing of the sub-contracted products in Shanghai, the Group then sells the products to customers, which are usually end-product manufacturers/producers.

For the year ended 31 December 2022, the operation of this segment recorded (i) a revenue of approximately HK\$34.5 million (2021: approximately HK\$39.5 million); and (ii) a gross profit of approximately HK\$23.9 million (2021: approximately HK\$24.9 million). The Management noticed that competition in the IC market was becoming more intensive, due to swift advance in technology, increase in cost of production and change in customers’ demands, which added further pressure on profit margins. The Group has therefore contemplated to exploit more resources to the yacht business and other newly developed businesses with higher profit margins.

### Executive jet management

Despite a nascent recovery in economic activities from the COVID-19 pandemic during 2022, the overall business in the aviation industry was still struggling and facing obstacles to its growth. Lack of pilot and crew members, shortage and delay in aircraft parts and various quarantine measures and restrictions that adversely affected the operations and made the business environment become more difficult and complicated. The entire aviation industry was encountered with the most severe consequences of the COVID-19 pandemic. Even though the demands for international travels as well as the private and executive jets slightly increased in 2022 in some countries, the resumption of international flights would require global collaboration, which has much room for improvement in 2023.

# MANAGEMENT DISCUSSION AND ANALYSIS

For the year ended 31 December 2022, revenue derived from the business of executive jet management was approximately HK\$26.8 million (2021: approximately HK\$63.8 million) and gross profit of approximately HK\$2.8 million (2021: approximately HK\$9.1 million) was recorded. Services provided by this business mainly include executive jet management, aircraft sales service and pilot training service. The main revenue comprised of aircraft management service fee, aircraft operation agency fee, pilot rental fee, aircraft maintenance and management fee. The management of the Group (the “**Management**”) adopted a customer-oriented strategy and focused on improving the service quality, as well as expanding the service categories, with an aim to build up competitive advantages to tackle with external competitions.

The financial results in 2022 of the business of executive jet management might not be satisfactory. However, by ending the flight control measures and ease of travel restrictions in 2023, the executive jet management business may return to the prepandemic level in the forthcoming years. That said, the Management will exercise cautious approach in exploiting its limited resources in its focused businesses with higher profit margins.

## Yacht businesses

The Group commenced to look for business opportunities in the yacht businesses since 2019 by entering into a non-exclusive agency agreement with an independent third party to sell 46-meter super yachts and 110-foot catamarans. In late 2020, the Group noticed excellent growth potential in the yacht industry, especially under the consideration that (i) the yacht consumption or investment was getting more recognition among the affluent class; (ii) construction of the relevant facilities, such as yacht harbor and yacht club, had made yacht consumption more feasible and appealing; and (iii) customers had preference to well-branded yachts with world-wide presence, which offered more opportunities to the Group. As such, the Management was in the view that it would be beneficial for the Group to deploy additional resources to expand the yacht businesses.

The Management was positive about the long-term potential of this segment and placed the yacht businesses at a high strategic position. The Management would consistently and closely monitor the performance of the yacht businesses to formulate feasible and profitable long-term strategies.

During the reporting period, the Group commenced the sales of yachts and entered into several agreements. On 1 March 2022, the Group reached an agreement with an independent third party which was authorised to act as the agent of the Group and granted the exclusive yacht agency in Hong Kong for a term of 3 years, effective from 1 March 2022 to 28 February 2025.

On 31 December 2021, the Group entered into a sales agreement with an independent third party to sell a 46-meter super yacht. The yacht was delivered to the buyer during the year ended 31 December 2022, upon which the control of the yacht was also transferred to the buyer.

During the year, the Group signed a couple of sales agreements with independent third parties to sell, in aggregate, nine 46-meter super yachts. As at the date of this report, the construction and outfitting of these nine ordered yachts are still in progress.

Along with the sales of yachts, various promotions and marketing activities were carried out during 2022.



# MANAGEMENT DISCUSSION AND ANALYSIS



As a result, for the year ended 31 December 2022, the operation of the sales of yachts recorded a revenue of approximately HK\$118.4 million (2021: Nil) and a gross profit of approximately HK\$57.4 million (2021: Nil), whereas the operation of yacht management services recorded a revenue of approximately HK\$1.4 million (2021: approximately HK\$1.9 million) and a gross profit of approximately HK\$0.5 million (2021: approximately HK\$1.3 million).

## Property investment

The Group possessed a leasehold interest on a land parcel in the Island of Saipan, with a site area of approximately 4,536 square meters upon which there is a housing development namely Miller's Estates. The total gross floor area of these properties in the Island of Saipan was approximately 1,953 square meters within six apartment buildings containing an aggregate of 31 apartment units. According to the valuation assessed by an independent professional valuer, the properties in the Island of Saipan had a value of approximately HK\$30.3 million as at 31 December 2022 (2021: approximately HK\$30.3 million). The properties in the Island of Saipan constituted the sole investment of the Group's investment properties.

The economy in the Island of Saipan heavily depends on tourism which was detrimentally hit by the COVID-19 pandemic. The local government has been working on resumption of its tourism industry since last year and it is expected the economy will be recovered gently. Since the local real estate market in the Island of Saipan was recovering from the economy downturn resulting from the COVID-19 pandemic, the Management adopted a passive and prudent investment strategy for this business segment for the reporting year. No revenue was recorded for the year ended 31 December 2022 and 2021. The Group would consider and explore different options in realising the investment potential of the properties, such as leasing or sales based upon the market situation.

## Investment holding

As at 31 December 2022, the Group had the following investments:

- 23,000,000 unlisted shares of Cornerstone Securities Limited ("**Cornerstone Securities**"), representing approximately 8.81% of the entire issued capital of Cornerstone Securities. Cornerstone Securities is a company incorporated in Hong Kong with limited liability. It holds licenses to conduct the type 1 regulated activity (dealing in securities) and the type 4 regulated activity (advising on securities) and is principally engaged in security dealing business in Hong Kong.
- 202 unlisted shares of Red Power Developments Limited ("**Red Power**"), representing 20.2% of the entire issued capital of Red Power, which is a company incorporated in the British Virgin Islands with limited liability. Through its subsidiaries, Red Power is principally engaged in the provision of air transportation services, development, sales, lease and maintenance of equipment involving the application of aviation technology in the PRC.

For the year ended 31 December 2022, (i) no acquisition or disposal of the investment in Cornerstone Securities and Red Power was conducted; and (ii) no dividend in relation to the investment in Cornerstone Securities and Red Power was received or claimed.

# MANAGEMENT DISCUSSION AND ANALYSIS

As at 31 December 2022, the investment in Cornerstone Securities has a fair value of approximately HK\$3.9 million (2021: approximately HK\$8.4 million), representing approximately 0.8% of the total assets of the Company (2021: 2.9%). The Company intends to hold the investment in Cornerstone Securities as a passive and long-term investment, and does not plan for active trading.

For the year ended 31 December 2021, the Group carried out an impairment assessment of Red Power and full impairment of the investment in an associate was recognised. For details of this impairment assessment, please refer to the announcement of the Company dated 28 November 2022 and annual report 2021 of the Company.

## PRINCIPAL RISKS AND UNCERTAINTIES

The Group's operations, financials and prospects are affected by risks and uncertainties. Based on a review on the operation and environment of the Group's businesses, the risk factors listed below may directly or indirectly lead to significant differences in the Group's operating performances, financial positions and development prospects from its expected or past performances. These factors are not comprehensive, and there may be other risks and uncertainties that are not known by the Group or may not be noticeable at present, but may become significant in the future.

### Business Risk

The Group's businesses are subject to risks associated with changes in the general macroeconomic, political, social and regulatory conditions in the markets in which it operates.

Performance of all business segments of the Group may be affected by fluctuations in market prices and market demands of the Group's final products and services. Some products, for example, integrated circuits and semi-conductor parts manufactured by the Group, have a relatively standardised design and/or predetermined production cycle, and therefore may not be able to meet changeable requirements of the customers. On the other hand, the executive jet management services and the yacht businesses are subject to price and quality competitions from other service providers and yacht manufacturers. If the Group fails to adapt and respond successfully, it may adversely affect the business performance and development prospects.

Raw materials or outsourced services which are provided by the Group's suppliers are subject to price fluctuations. The Group does not enter into any material contracts to hedge against such price fluctuations. Therefore, any increases in these raw materials or outsourced services will exert pressures on the Group's costs, gross profits and final prices that the Group in turn charges the customers. Should there be any significant increases in the prices of raw materials or outsourced services which are out of the Group's expectation over a period, the Group's performances would be significantly affected.



# MANAGEMENT DISCUSSION AND ANALYSIS



## Industry Risk

All business segments of the Group are operated in industries which are highly competitive. Competition may intensify as the Group's competitors expand their products or services, lower their prices, or strengthen their qualities. There may be new competitors entering into the Group's existing markets as well. If the Group does not compete successfully against existing and new competitors, the Group may not be able to maintain its existing business scale and operating performance.

## Policy Risk

Some business segments of the Group must abide by various policies and regulations. For example, the executive jet management business and the yacht businesses are all subject to intensive compliance requirements. Central and local regulators may require the Group to apply for new licenses, and impose new rules, regulations or requirements. Changes in policies and regulations will affect the development of the Group's business, such as increasing compliance costs and reducing business opportunities.

## Credit Risk

All business segments of the Group allow a certain credit term for the customers. All trade and other receivables are accounted for by their carrying amounts less expected credit loss. However, such amounts do not represent the Group's maximum exposure to credit risk. On the other hand, the Group has certain long-term equity investments in listed and unlisted companies in Hong Kong. All the Group's financial assets, including trade and other receivables and equity investments, are subject to credit risk. Save for their own performances of each individual customer and each investment, there are a lot of factors which can affect their credit risks, such as the general economy, government policies and investor confidences.

## Other Risks

Some risks are not noticeable from the daily operations of the Group, but they can have a material adverse impact on the Group. For the year ended 31 December 2022, the ongoing COVID-19 pandemic caused significant impacts on the businesses of the Group. For example, under the safety concerns that the COVID-19 pandemic imposed on the workers, the Management had to amend their usual business strategies, such as re-scheduling the production process or investing more in hygiene facilities. However, there was no guarantee that such measures were effective in the long-term. On the other hand, such significant events may deteriorate other risks and uncertainty that the Group are facing, such as an increase in credit risk. Given the complexity, materiality and unpredictability of these events, the Group is of the view that their impacts may take a longer time to fully emerge.

# MANAGEMENT DISCUSSION AND ANALYSIS

## FINANCIAL REVIEW

### Revenue

For the year ended 31 December 2022, the Group achieved a revenue of approximately HK\$181.1 million (2021: approximately HK\$105.6 million). The revenue was principally contributed by the Group's core businesses, i.e. the design and sales of integrated circuits and semi-conductor parts, executive jet management services and the manufacturing and sales of yachts and other yacht related businesses.

For the year ended 31 December 2022, 65.4% (2021: Nil) of the consolidated revenue came from the business of manufacturing and sales of yacht, 19.1% (2021: 37.4%) of the consolidated revenue came from the business of the design and sales of integrated circuits and semi-conductor parts, while 15.5% (2021: 62.2%) of the consolidated revenue came from the businesses of executive jet and yacht management.

### Operating expenses

Operating expenses comprise selling and distribution costs and general and administrative expenses in aggregate of approximately HK\$75.3 million for the year ended 31 December 2022 (2021: approximately HK\$59.4 million). Such increase was mainly due to the agency fee for the sale of yachts in selling and distribution costs in 2022.

### Loss for the year

For the year ended 31 December 2022, loss for the year attributable to owners of the Company was approximately HK\$2.2 million (2021: approximately HK\$52.8 million). The decrease in loss was mainly due to i) an impairment of investment in an associate at approximately HK\$20.3 million was recorded for the year ended 31 December 2021 while none was recorded for the year ended 31 December 2022; and ii) the new commenced business of manufacturing and sales of yacht business contributed HK\$57.4 million (2021: Nil) gross profit to the Group during the reporting year. Basic loss per share attributable to ordinary equity holders of the Company was approximately HK\$0.60 cents (2021: approximately HK\$14.26 cents).

### Liquidity and financial resources

For the year ended 31 December 2022, the Group had no fund-raising activities.

As at 31 December 2022, the cash and cash equivalents of the Group amounted to approximately HK\$104.3 million (2021: approximately HK\$86.2 million). Except for the loans from a shareholder and an amount due to a shareholder, the Group had no outstanding loans as at 31 December 2022 (2021: Nil).

### Gearing ratio

The gearing ratio of the Group, defined as total liabilities expressed as a percentage of the total equity and liabilities, was approximately 89.8% as at 31 December 2022 (2021: approximately 78.8%). The Group did not have any debt financing except for the loans from a shareholder and an amount due to a shareholder.





# MANAGEMENT DISCUSSION AND ANALYSIS



## Foreign currency exposure

The Group's results were exposed to exchange fluctuations of Renminbi as the Group had operations in the PRC. Certain materials used in the IC and semi-conductor parts were settled in US dollars, which exposed the Group to exchange fluctuations of US\$-RMB. Nevertheless, the Board considered that the Group in general was not exposed to significant foreign exchange risk, and had not employed any financial instrument for hedging. The Board will review the Group's foreign exchange risk and exposure from time to time and will apply hedging where necessary.

## Capital structure

For the year ended 31 December 2022, there was no change to the authorised and issued share capital of the Company. As at 1 January 2022 and 31 December 2022, the Company had issued a total of 370,245,142 shares at the par value of HK\$0.1 each. All shares were fully paid and rank pari passu with each other in all respects. As at 31 December 2022, the shareholders' fund amounted to approximately HK\$47.2 million (2021: approximately HK\$62.6 million).

## Pledge of assets

As at 31 December 2022, the Group did not have any pledge of assets (2021: Nil).

## MATERIAL ACQUISITIONS AND DISPOSALS OF SUBSIDIARIES AND ASSOCIATES

Save as disclosed in this report, there were no material acquisitions or disposals of subsidiaries, associates or joint ventures during the year ended 31 December 2022.

## MATERIAL COMMITMENT

As at 31 December 2022, the Group did not have any material commitment (2021: Nil).

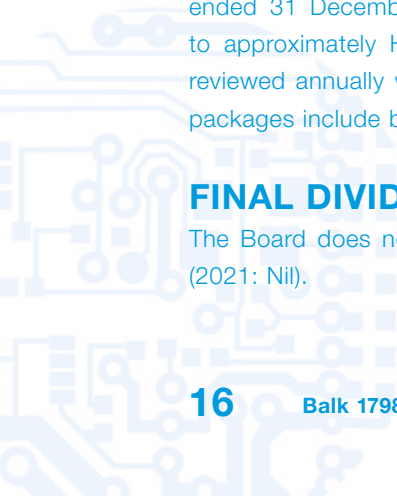
## TRANSACTIONS AFTER THE REPORTING PERIOD

Save as disclosed in this report, there was no other significant event after the reporting period and up to the date of this report.

## CONTINGENT LIABILITIES

No material contingent liabilities of the Group were noted as at 31 December 2022 (2021: Nil).

## EMPLOYEES AND REMUNERATION POLICIES



As at 31 December 2022, the Group had approximately 140 employees (2021: 74 employees). For the year ended 31 December 2022, total employee benefits expenses, including directors' emoluments, amounted to approximately HK\$32.8 million (2021: HK\$33.8 million). The remuneration packages of employees are reviewed annually with reference to market level and individual staff performance. The Group's remuneration packages include basic salaries, bonus, contributions to provident fund and medical benefits.

## FINAL DIVIDEND

The Board does not recommend the payment of any final dividend for the year ended 31 December 2022 (2021: Nil).

# ENVIRONMENTAL, SOCIAL AND GOVERNANCE REPORT

## ABOUT THIS REPORT

### REPORT INTRODUCTION

The Group's Environmental, Social and Governance (“ESG”) Report describes how the Group comprehensively practices the concept of sustainable development and fulfills its corporate citizenship responsibilities, which covers the period from 1 January 2022 to 31 December 2022 (the “Year”), and details the Group's efforts to support the principles of sustainable development and its performance in social governance during the Year.

### REPORT SCOPE

The ESG Report describes overall environmental and social policies and performance of the Group's operations in the following businesses: i) design and sales of integrated circuits and semi-conductor parts used in industrial and household measuring tools and display products; ii) executive jet management services; iii) manufacturing and sales of yachts and other yacht related businesses; iv) property investment; and v) the “Headquarter and others” segment comprises principally the Group's corporate administrative and investment functions performed by the headquarter and provision of finance lease services. The environmental key performance indicators include the performance of the Group's design and sales of integrated circuits and semi-conductor parts from its offices in Shanghai, People's Republic of China (the “PRC”) and the Group's head office in Hong Kong Special Administrative Region (the “Hong Kong”). This range is based on whether the Group has operational control of the entity and its significance to the environment<sup>1</sup>.

### REPORT FRAMEWORK

This ESG Report has been prepared by the Group in accordance with the Environmental, Social and Governance Reporting Guide as set out in Appendix 27 of the Listing Rules of The Stock Exchange of Hong Kong Limited (the “Hong Kong Stock Exchange”) and the “Mandatory Disclosure” and “Comply or explain” provisions therein.

### REPORTING PRINCIPLES

The content of the ESG Report is determined based on a stakeholder engagement and materiality assessment process, including the identification of ESG-related issues, the collection and review of management and stakeholder comments and suggestions, the assessment of the relevance and importance of different issues, and the preparation and validation of the reported content. The ESG Report covers the key issues of concern to different stakeholders.

The disclosure of quantified environmental and social KPIs in the ESG report provides stakeholders with a comprehensive understanding of the Group's ESG performance. Where appropriate, information on the criteria, method, references and data sources of these KPIs are set out. In addition, to facilitate comparison of ESG reporting between years, the Group has adopted a consistent reporting format and calculation method as far as reasonably practicable. Any changes to the method have been presented and detailed in the corresponding sections.

<sup>1</sup> Executive jet management services only provide management services without operation of any aircraft facilities, hence its business has no significant impact on the environment. The sales of yachts and other yacht related businesses were newly established operating segment of the Group. During the Year, most of the Group's yacht construction was outsourced to third party suppliers and the Group carried out insignificant proportion in terms of production of the yachts, therefore, its businesses had no significant effect on the environment. As a result, the Group will not disclose any environmental statistics of the yacht related businesses, but its operation and its significance to the environment will be considered in the future to decide whether it shall be included into the scope of environmental key performance indicators.

# ENVIRONMENTAL, SOCIAL AND GOVERNANCE REPORT



## INFORMATION AND FEEDBACK

The Group values your views on this report and if you have any comments or suggestions, you are welcome to contact the Group by means of:

Fax: 2851 3055

Address: 28/F, Agricultural Bank of China Tower, 50 Connaught Road Central, Hong Kong

## ESG GOVERNANCE

### Statement of the Board of Directors

The Group believes that sound ESG governance principles and practices are critical to the long-term development of the business and will help enhance the value of corporate investments and generate long-term returns for stakeholders. To ensure that proper and effective ESG risk management measures and internal control systems are in place, the Board has established clear ESG duties and responsibilities to directly oversee the Group's ESG-related matters and work. The Board is responsible for monitoring and reviewing the compliance of ESG-related matters with laws and regulations and reviewing the Group's ESG performance on a regular basis. The Board is also responsible for reviewing the content and quality of ESG reports to ensure that the ESG reports meet the requirements of the Board.

During the Year, the Group engaged a third party professional consultant to assist in identifying ESG issues and provide advice on the Group's ESG performance. The professional consultant assisted in collecting and analyzing the views of the Group's stakeholders on ESG issues and conducted materiality assessment. The Board reviews the results of the assessment and identifies important ESG issues for the Group. The Board is responsible for regularly reviewing the communication channels with stakeholders to ensure that the Company maintains effective communication with them.

In order to effectively lead the Group's ESG process, the Board continuously monitors the ESG efforts and keeps abreast of the latest ESG disclosure requirements of the Hong Kong Stock Exchange to ensure close cooperation among various departments to achieve the goal of operating in compliance and social responsibility. The Board also considers, reviews and refines the relevant work plans and implementation annually in light of the objectives set by the Group, and oversees the coordination and management of ESG issues.

### Stakeholder Engagement

The Group believes that stakeholder engagement and continued support is important to our long-term development and helps us to better understand the current level of development in environmental and social aspects. We look forward to communicating with our stakeholders in order to refine our sustainability strategy and achieve our goals. Therefore, we communicate with our stakeholders through various channels to allow different sectors of stakeholders to express their views and make suggestions, and we understand and try to respond to their expectations and requests so as to enhance our performance in our sustainability strategy.

# ENVIRONMENTAL, SOCIAL AND GOVERNANCE REPORT

Stakeholders	Expectations and Requirements	Communication and Response
<b>Government and Regulators</b>	<ul style="list-style-type: none"> <li>Comply with national policies and laws and regulations</li> <li>Promote local economic development</li> <li>Promote local employment</li> <li>Pay taxes on time</li> <li>Safe production</li> </ul>	<ul style="list-style-type: none"> <li>Regular information reporting</li> <li>Special report</li> <li>Inspection and supervision</li> </ul>
<b>Shareholders</b>	<ul style="list-style-type: none"> <li>Returns on revenue</li> <li>Compliance operation</li> <li>Enhance the value of the Company</li> <li>Transparent information and efficient communication</li> </ul>	<ul style="list-style-type: none"> <li>Shareholders' general meeting</li> <li>Company announcement</li> <li>Email, telephone communication and Company website</li> </ul>
<b>Partners</b>	<ul style="list-style-type: none"> <li>Business integrity</li> <li>Fair competition</li> <li>Performance by law</li> <li>Mutual benefit</li> </ul>	<ul style="list-style-type: none"> <li>Review and evaluation session</li> <li>Business communication</li> <li>Exchange and discussion</li> <li>Negotiate cooperation</li> </ul>
<b>Customers</b>	<ul style="list-style-type: none"> <li>Quality products and services</li> <li>Health and safety</li> <li>Performance by law</li> <li>Business integrity</li> </ul>	<ul style="list-style-type: none"> <li>Customer service center and hotline</li> <li>Customer opinion survey</li> <li>Customer communication meeting</li> </ul>
<b>Environment</b>	<ul style="list-style-type: none"> <li>Emission compliance</li> <li>Energy saving and emission reduction</li> <li>Ecological protection</li> </ul>	<ul style="list-style-type: none"> <li>Communication with local environmental authorities</li> </ul>
<b>Employees</b>	<ul style="list-style-type: none"> <li>Protection of rights and interests</li> <li>Occupational health</li> <li>Compensation and benefits</li> <li>Career development</li> <li>Care</li> </ul>	<ul style="list-style-type: none"> <li>Employees mailbox</li> </ul>
<b>Community and public</b>	<ul style="list-style-type: none"> <li>Open and transparent information</li> </ul>	<ul style="list-style-type: none"> <li>Company website</li> <li>Company announcement</li> </ul>



# ENVIRONMENTAL, SOCIAL AND GOVERNANCE REPORT



## Materiality Assessment

In order to develop a clear and effective ESG management approach, the Group conducted a materiality assessment during the Year to identify ESG issues of importance to the Group's business and its stakeholders. This materiality assessment was based on internal stakeholder input, analysis of input from third party ESG professionals, materiality map provided by external authorities<sup>2</sup> and in consideration of actual business operations. During the Year, the Group identified five ESG-related materiality issues and disclosed them in detail in the report.

### Important Issues

Environmental Compliance  
Employment Compliance  
Operational Compliance  
Customer Privacy Protection  
Anti-corruption

### Related Chapters

- Environmental Protection
- Value People
- Supply Chain Management
- Customer Information Protection
- Anti-corruption

## Environmental Protection

The Group is fully aware of the importance of environmental protection and has adopted various measures to reduce emissions and effectively utilize resources in pursuit of business growth while striving to minimize the impact of our business operations on the surrounding environment. The Group strictly complies with all environment-related laws and regulations, including but not limited to the Environmental Protection Law of the People's Republic of China, the Water Pollution Prevention and Control Law of the People's Republic of China, the Air Pollution Prevention and Control Law of the People's Republic of China, the Law of the People's Republic of China on Environmental Prevention and Control of Solid Waste Pollution and the Water Pollution Control Ordinance and the Waste Disposal Ordinance of Hong Kong. During the Year, the Group was not involved in or found to be in breach of any environmental related laws and regulations.

The Group's core businesses is the design and distribution of integrated circuits and semi-conductor parts in the PRC, relying mainly on internet technology and related equipment to design integrated circuits related products, and no production process is involved in the course of its business. Therefore, the Group does not generate any industrial exhaust gas and industrial effluent.

## Emissions Management

### Exhaust Gas Emissions

One of the Group's businesses is the design and distribution of integrated circuits and semi-conductor parts and its business operations are mainly conducted in office premises. Although the Group's vehicles in daily operation generate a small amount of air pollutants, the Group has regularly maintained and serviced the Company's vehicle fleet to maintain efficient operation of the vehicles and to prevent the vehicles from consuming more fuel and generating extra air pollutants due to reduced performance. The Group also ensures that no idling vehicles run their engines to further reduce vehicle emissions. The Group's objective is to maintain and minimize the emission of air pollutants as far as possible.

<sup>2</sup> Materiality assessment is based on the ESG Industry Materiality Map provided by Morgan Stanley Capital International (MSCI) and the Materiality Map provided by the Sustainability Accounting Standards Board (SASB).

# ENVIRONMENTAL, SOCIAL AND GOVERNANCE REPORT

During the Year, the Group's emissions of air pollutants from the use of vehicles are as follows:

<b>Air pollutants of vehicles (Note 1)</b>	<b>2022</b>	<b>2021</b>
Nitrogen oxides (kg)	5.29	1.85
Sulfur oxide (kg)	0.14	0.04
Particulate matter (kg)	0.39	0.14

Note:

1. Air pollutants generated from vehicles were calculated in accordance with the Guidelines on Reporting of Environmental Key Performance Indicators published by the Hong Kong Stock Exchange.

## Waste Emissions

The Group generates a small amount of non-hazardous waste in the course of its daily operations, mainly office paper and general domestic waste. All non-hazardous waste will be collected and properly disposed of by qualified companies in strict compliance with the laws and regulations relating to waste disposal. We strive to achieve the goal of waste reduction, reuse and recycling in our operations. We have waste separation bins in our offices to collect waste paper, metals and plastics. We also encourage our employees to reuse envelopes, folders, file cards and other stationery, and to reduce the use of disposable or non-recyclable products, such as rechargeable batteries instead of disposable ones. In addition, we also generate a small amount of hazardous waste such as waste batteries and ink cartridges. We will adopt appropriate and legal ways to collect and dispose of hazardous waste, such as placing waste batteries in recycling bins. The Group will continue to improve the existing waste management system and actively encourage our employees to separate waste and reduce unnecessary waste so as to reduce the environmental impact of waste generation.

During the Year, non-hazardous waste and hazardous waste generated by the Group are as follows:

<b>Waste</b>	<b>2022</b>	<b>2021</b>
Total amount of non-hazardous waste (tons) (Note 1)	3.39	4.14
Density of hazardous waste (tons/employee)	0.11	0.08
Total amount of hazardous waste (kg) (Note 2)	1.37	1.82
Density of hazardous waste (kg/employee)	0.04	0.04

Notes:

1. The Group started to disclose data on general office waste from the Year, resulting in an increase in the total amount of non-hazardous waste, which is based on actual weight and the estimated daily amount of general office waste and volume to weight conversion factor provided by the US Environmental Protection Agency. The non-hazardous waste generated by the Group includes waste paper and general office waste.
2. The calculation of hazardous waste generated by the Group is based on actual weight.



# ENVIRONMENTAL, SOCIAL AND GOVERNANCE REPORT



## Use of Resources

The Group is aware of the fact that precious resources are limited and business operations must make the best possible use of resources to avoid unnecessary wastage. The Group's resource consumption is mainly electricity, water and paper used in its daily office operations and fuel for its vehicles during daily operation. Due to the nature of the Group's business, it does not include product manufacturing processes and therefore does not involve the use of any packaging materials.

## Energy Consumption

The Group is mainly an office operation and does not consume much energy, which mainly comes from purchased electricity in the office and gasoline used in the Company's fleet. The Group aims to make efficient use of energy resources and has put in place a series of energy management measures in the office. In terms of lighting, the Group uses daylight lighting in its offices as far as possible and sets up independently controllable lighting switches in different office areas. Employees are required to turn off the lights in areas not in use when they leave the office to reduce unnecessary power consumption. In addition, the Group keeps the lighting fixtures and lamps clean regularly to maximize their energy efficiency. For air conditioning, the Group avoids installing air conditioners under direct sunlight and uses split type air conditioners that have obtained the Level 1 Energy Efficiency Label and regularly cleans the filters to improve their energy efficiency. The air conditioning system in the office is set to a minimum of 25.5 degrees Celsius, and the air conditioners would be switched off when the office is not in use.

During the Year, the Group's energy consumption is as follows:

Energy consumption	2022	2021
Total energy consumption (MWh)	145.79	89.48
Direct energy consumption — Vehicle fuel consumption (MWh) (Note 1)	89.29	26.97
Indirect energy consumption — Purchased electricity (MWh)	56.50	62.51
Energy consumption intensity (MWh/employee) (Note 2)	4.56	1.79

*Notes:*

1. Petrol consumption for vehicle use is calculated in accordance with Appendix II: Reporting Guidelines on Environmental Key Performance Indicators published by the Hong Kong Stock Exchange.
2. The Group started to disclose energy consumption intensity data from the Year.

# ENVIRONMENTAL, SOCIAL AND GOVERNANCE REPORT

## Water consumption

As the Group's offices are rented, the water consumption is under the full control of the property management services company and therefore no water related consumption can be collected. The Group does not set a target to reduce water consumption in consideration of the unavailability of relevant water consumption data. However, the Group is aware of the preciousness of water resources and has been encouraging its staff to conserve water. The Group has posted reminder stickers in the pantries and toilets to remind staff to turn off the taps and conserve water at all times, at the same time, reduce the water pressure to the lowest possible level and recycle grey water for cleaning and irrigation. If any water leakage is found in the water supply facilities, we will immediately inform the property management company to arrange for maintenance and inspection to avoid wastage of water resources. During the year, the Group did not have any problems related to the access to suitable water sources.

## Green Operation

The Group actively promotes environmental protection and strives to incorporate environmental protection concepts into its internal management and daily operations to minimize the impact of its business operations on the environment as far as possible. Therefore, the Group continues to promote green office, adopt energy saving and waste reduction measures at different levels, and raise the environmental awareness of our staff through internal publicity.

The Group's offices use electronic devices with energy efficiency label. Electronic devices are completely switched off during non-office hours and we also set computers to go into automatic standby/sleep mode when they are idle to reduce wasted power. We will conduct monthly electricity statistics to monitor electricity consumption and make appropriate improvement measures if necessary. In addition, the Group allows employees to go without ties and full suits in hot weather and to wear light clothing to work on Fridays to reduce the use of air-conditioning.

In terms of reducing paper usage, the Group has implemented a "paperless system" concept to replace the paper-based office administration system. Employees use e-mail and electronic workflow to transmit information as much as possible to reduce paper usage. We have also set our computers and printers to double-sided printing and ink-saving mode by default, and posted notices at prominent locations next to our copiers to remind our staff to use double-sided photocopying or reusable paper.

In addition, we have put up notices and posters with green messages in our offices, and we have distributed environmental newsletters to our staff to promote and teach energy saving and waste reduction measures, such as encouraging our staff to use less lifts, more stairs and less disposable, non-recyclable products and planting green plants in office areas, in order to enhance their awareness of environmental protection.

In terms of event organisation and management, the Group has actively reduced wastage, such as organizing activities in easily accessible locations, optimizing the planned routes for transportation and goods delivery. In terms of diet, we choose low-carbon ingredients or locally produced food to reduce the carbon emission of food delivery, and avoid the use of disposable cutlery and try to reduce food packaging in activities.





# ENVIRONMENTAL, SOCIAL AND GOVERNANCE REPORT

## Responding to Climate Change

Climate change has become a major global environmental concern and all sectors of society need to work together to reduce carbon emissions in order to mitigate the negative impacts of climate change. The Group has not identified any significant physical and transitional risks associated with its business due to climate change during the Year, but as a responsible business, the Group aims to maintain and, as far as possible, reduce its greenhouse gas emissions and is committed to properly managing the carbon emissions arising from its business operations. In addition to various energy conservation and efficiency measures, the Group also reduces carbon emissions from its daily operations through various means. To reduce carbon emissions from vehicles during daily operation, the Group provides low-carbon driving training to drivers, such as avoiding sudden acceleration of vehicles. Wherever possible, the Group arranges telephone or video conference instead of non-essential overseas business trips. We also encourage our employees to commute by public transport to reduce their greenhouse gas emissions during their commute.

During the Year, the Group's greenhouse gas emissions are as follows:

Green house gas	2022	2021
Total greenhouse gas emissions (tCO <sub>2</sub> e)	65.9	52.7
Scope 1 — Direct emissions (tCO <sub>2</sub> e) (Note 1)	24.6	7.2
Scope 2 — Energy indirect emissions (tCO <sub>2</sub> e) (Note 2)	39.9	44.1
Scope 3 — Other indirect emissions (tCO <sub>2</sub> e) (Note 3)	0	1.4
Greenhouse gas emission density (tCO <sub>2</sub> e/employee) (Note 4)	2.06	1.05

### Notes:

1. Scope 1 direct emissions are direct emissions from operations owned or controlled by the Group. The Group's direct greenhouse gas emissions are from fuel consumption of vehicles. The data is calculated based on the relevant emission factors provided by the National Development and Reform Commission of the PRC and Appendix II: Reporting Guidelines on Environmental Key Performance Indicators issued by the Hong Kong Stock Exchange.
2. Scope 2 energy indirect emissions are indirect greenhouse gas emissions from energy purchased or obtained by the Group. The Group's indirect greenhouse gas emissions from energy sources are only from purchased electricity. The greenhouse gas emission data of the PRC office is calculated based on the average carbon dioxide emission factors of the regional power grid in the PRC issued by the National Development and Reform Commission of the PRC, as well as the method of accounting for greenhouse gas emissions of the relevant enterprises and the relevant emission factors. The greenhouse gas emission data of the Hong Kong office is based on the emission factors provided by The Hong Kong Electric Company Limited.
3. Scope 3 other indirect emissions covers other indirect greenhouse gas emissions that occur outside the Group. During the Year, the Group had no business activities due to the COVID-19 pandemic and the disclosed figures are only from waste paper disposed of at landfills. The figures are calculated in accordance with Appendix II: Reporting Guidance on Environmental Key Performance Indicators issued by the Hong Kong Stock Exchange.
4. The Group started to disclose greenhouse gas emission intensity data from the Year.

# ENVIRONMENTAL, SOCIAL AND GOVERNANCE REPORT

## Valuing Employees

The Group regards its employees as the most valuable asset of the Group and an important factor in its development and success. Therefore, the Group is committed to providing good remuneration and benefits to its employees, creating an equal, inclusive, comfortable and safe working environment, providing diversified training and development opportunities, and protecting their rights and interests.

## Employee Rights

The Group promotes fairness and equality in the workplace, does not tolerate any form of discrimination, and is committed to defending the rights and interests of our employees. We strictly comply with the laws and regulations of the PRC and Hong Kong in relation to employment, including but not limited to the Labor Law of the People's Republic of China, the Labor Contract Law of the People's Republic of China and the Employment Ordinance. When recruiting talents, the Group selects suitable talents in accordance with the principles of fairness and openness. The Group decides the personnel to be recruited according to the actual needs of each department. We only consider whether the applicant's qualifications such as education, work experience, language ability and attitude are in line with the relevant job requirements, regardless of the applicant's gender, age, disability, race, nationality, religion, social class and other factors.

The Group also complies with relevant laws and regulations such as the Regulations on the Prohibition of Child Labor of the People's Republic of China and the Regulations on Employment of Children. The Group has established a comprehensive recruitment process that requires checking the background of candidates. We will carefully check the supporting documents of candidates such as identity cards and academic certificates to confirm whether their age, identity, education and appearance are consistent with the supporting documents provided by them, so as to eliminate all cases of child labor. If we find that an employee has committed fraud, we will terminate the employee immediately. To ensure that our employees have sufficient time to work and rest, we operate a five-day work week and discourage overtime work to avoid forced labor. If employees are required to work overtime, we will provide them with overtime pay in accordance with relevant laws and regulations. The Group also conducts regular reviews and inspections to prevent any child labor or forced labor in our business operations.

In addition, the Group carefully considers each termination and resignation. When an employee requests to leave, the head of the human resources department will interview him/her to understand the reasons for leaving, in order to identify and manage issues related to the employee turnover rate and further improve internal management policies. During the Year, the Group was not aware of any material violations related to employment laws and regulations.



# ENVIRONMENTAL, SOCIAL AND GOVERNANCE REPORT

During the Year, the Group had a total of 140 employees and the breakdown of employees by category is as follows:

<b>Employment</b>	<b>2022 Number of employees (%)</b>	<b>2021 Number of employees (%)</b>
By gender		
Male	107 (76%)	47 (64%)
Female	33 (24%)	27 (36%)
By age		
Less than 30	24 (17%)	18 (24%)
30 to 50	93 (66%)	41 (55%)
Over 50	23 (16%)	15 (20%)
By region		
The PRC	119 (85%)	44 (59%)
Hong Kong	21 (15%)	30 (41%)
By type of employment		
Full-time	130 (93%)	66 (89%)
Part-time	10 (7%)	8 (11%)

## Compensation and Benefits

The Group offers competitive remuneration and diversified benefits packages to attract talented people and motivate employees to work efficiently. The Group implements competitive remuneration packages based on internal and external reference standards. At the same time, we conduct annual performance appraisals of our employees and adjust their salaries and bonuses based on their performance and results of the Company. In addition, the Group attaches great importance to the well-being of its employees and provides them with pension, medical, unemployment insurance and housing provident fund in accordance with the relevant national regulations, as well as additional protection, including commercial insurance for outpatient and emergency medical treatment, supplemental mutual medical insurance for in-service employees, group mutual medical insurance for special serious diseases and supplemental mutual medical insurance for retirement hospitalization. Moreover, we arrange annual physical examinations for our employees, and female married employees enjoy special gynecological examination programs to fully protect the health of our employees. In addition, we also provide lunch and transportation allowance for our employees to reduce their economic expenses. The Group also promotes work-life balance and employees are entitled to different types of leave, including statutory holidays, annual leave, sick leave, personal leave, wedding leave, bereavement leave and maternity leave, so that employees can have sufficient rest time.

# ENVIRONMENTAL, SOCIAL AND GOVERNANCE REPORT

## Training and development

The Group believes that the continuous improvement and development of its staff is crucial to the long-term development of the business. The Group encourages employees to participate in personal and professional training to meet the needs of emerging technologies and new equipment, and the related training costs will be borne by the Group. The Group also arranges training for new employees, covering topics including Company introduction, Company policies, security and confidentiality, learning of employee rules and regulations, job duties and procedures, to help new employees understand the background and business objectives of the Company, inspire enthusiasm for the Company and their jobs, and strengthen team spirit. In addition, in order to enhance the working ability of employees and improve their efficiency, the Company offers public training courses, including language training and office automation training. In terms of career development, the Group conducts regular performance appraisals to recognize and reward employees for their contributions, performance and skills, in order to identify outstanding talents and provide promotion opportunities. To ensure that our employees have ample room for development, we will consider internal promotions before conducting external recruitment. The Group currently does not have a training data recording system and is therefore unable to disclose training data for the Year. The Group undertakes to establish a comprehensive training data recording system as soon as possible and disclose the relevant training data in the coming year.

## Health and Safety

The Group has always attached importance to occupational safety and strictly complied with the relevant rules and regulations in the PRC, including the Production Safety Law of the People's Republic of China and the Law of the People's Republic of China on Prevention and Control of Occupational Diseases, as well as the statutory requirements in Hong Kong, including the Occupational Safety and Health Ordinance. We have established an occupational health and safety management system to provide a safe working environment to our office employees. We have established safety measures for jobs that are considered to be more hazardous and provide necessary protective equipment for our employees. When an injury or illness occurs, we investigate the cause and respond to all reports of unsafe and unhealthy work environments and implement improvement measures. To enhance employee safety awareness, we train employees on the hazards they may encounter at work and how to protect themselves, and inform them about safety inspections, injury and illness statistics, and other safety-related matters. Smoking is strictly prohibited in the Group's offices and we arrange staff to clean up liquids and debris on the floor in a timely manner to prevent employees from slipping and falling. During the Year, no non-compliance with health and safety laws and regulations was found and there were no lost workdays due to work-related injuries. There were also no work-related fatalities in the last three years.

Health and safety	2022	2021	2020
Number of work-related fatalities (persons)	0	0	0
Work-related fatalities rates (percentage)	0	0	0



# ENVIRONMENTAL, SOCIAL AND GOVERNANCE REPORT




## Operating Practices

The Group is committed to providing excellent product quality and quality service to its customers and has developed a comprehensive Supplier Management Policy to identify and manage environmental and social risks in the supply chain. The Group has adopted various measures to protect the privacy of customers and safeguard intellectual property rights. The Group also upholds the business philosophy of ethics and integrity to eliminate unscrupulous business practices.

## Supply Chain Management

The Group has implemented a comprehensive Supplier Management Policy to regulate supplier management and improve operational standards. When selecting new suppliers, the Group compares at least three different companies and uses their product quality, delivery, price and compliance as evaluation criteria. We attach more importance to the legal compliance records and loyalty culture of our suppliers' operations than cost considerations. The Group also attaches great importance to the environmental and social risk management of our suppliers. The Group's procurement department is responsible for organizing the supplier evaluation work in two ways which include the ongoing project evaluation and the annual assessment. Before starting business with suppliers, the Group's procurement department conducts annual reviews and evaluations on various aspects, including occupational health and safety, employee rights protection, environmental protection and corporate social responsibility, to ensure that their operations comply with national standards or relevant regulations, and there are no child labor or forced labor issues. In terms of the environment, the Group prefers to cooperate with sustainable suppliers and gives priority to suppliers with ISO50001 energy management system certification, ISO14001 environmental management system certification, and low carbon product certification. The Group requires suppliers to sign environmental protection Undertaking Letter to ensure that the raw materials supplied comply with the requirements of relevant laws and regulations on environmental protection. In terms of social aspects, the Group preference will be given to suppliers who have a sound supply chain management system and follow international standards related to social risk management such as ISO26000. The Group regularly identifies, evaluates, manages and monitors the environmental and relevant social risks associated with the supply chain, and suppliers are required to respond quickly to the evaluation results and take effective measures to improve the services provided within the required time frame. The Group has the right to terminate cooperation with service providers that violation or fail to meet standards.

In addition, the Group also advocates green purchasing strategies. We prioritize purchase or selection products and services that have lowest environmental impact. The products we purchase must have higher recycling efficiency, less packaging, longer expiration dates or higher energy efficiency. The integrated circuit-related parts we purchase must emit fewer radioactive or hazardous substances during installation, use or disposal. We also give preference to local suppliers or suppliers that are geographically closer to reduce our carbon footprint.



During the Year, the Group had 73 suppliers, of which 16 suppliers were located in Eastern China, 46 suppliers in Southern China and 11 suppliers in Northeastern China. All of which were subject to the Group's supplier management system.

# ENVIRONMENTAL, SOCIAL AND GOVERNANCE REPORT

## Products and Services Quality Management

The Group has established a quality management system for integrated circuit design and sales operation, which has obtained ISO9001 quality management system certification to strictly regulate product quality and customer service requirements. Before any project is conducted, we communicate with our customers and confirm the direction of work, and actively coordinate the progress of project with them in the process of providing services to ensure the quality of products meets their needs and expectations. The Group formulates relevant acceptance criteria during product inspection and testing in accordance with product-related standards and law and regulatory requirements. We monitor the quality of products and services at different stages, such as inspection of incoming goods, first article inspection, in-process inspection and final inspection, and the products are delivered to customers only after passing the final inspection. Products that have passed the final inspection are labeled with product number for traceability and quality tracking. We strictly control the quality of raw materials, intermediate products and finished products, and have formulated management methods for the evaluation and disposal of unqualified products. If we find that the raw materials purchased do not meet the quality requirements, we will arrange to return the products or dispose them. If quality problems occur after delivery, we will assess unqualified products, propose disposal plans and take immediate preventive and corrective measures to ensure that the products meet the quality requirements. During the Year, there was no recall of the Group's distributed products due to safety and health reasons.

The Group also provides favorable customer services. Sales staff will visit customers from time to time after the delivery of products to understand customers' opinions and ideas on product and service quality. We will take timely measures to meet customers' quality requirements in accordance with the corrective or preventive measures control procedures. If we receive complaints from customers, we will handle, follow up and conduct independent investigation as soon as possible, and analyze and review the customer complaints for continuous improvement the quality of products and services of the Group. During the Year, the Group did not receive any complaint cases regarding the Group's products and services.

## Customer Information Protection

With respect to customer information and privacy, the Group not only strictly complies with relevant laws and regulations such as the Law of the People's Republic of China on Protection of Consumer Rights and Interests and the Personal Data (Privacy) Ordinance of Hong Kong, but also strives to protect the privacy of customers through various measures. The Group collects and uses customer information in a lawful manner and limits the use of customer information to the purposes specified in the contract. The Group also strengthens the awareness of its employees to protect customer privacy and organizes training on privacy rights for employees to promote privacy rights awareness. The Code of Conduct also requires employees to strictly maintain confidentiality and prohibits disclosing any customer information. In addition, we also take measures to ensure the security of our computer database and the safety of customer information. During the Year, the Group was not involved in or aware of any violations with privacy-related laws and regulations.



# ENVIRONMENTAL, SOCIAL AND GOVERNANCE REPORT



## Intellectual Property Management

The Group's day-to-day operations involve the use of the intellectual property owned by customers, suppliers or the Group itself. Therefore, the protection of intellectual property rights is an extremely important task for the Group. When the Group engages with its customers or suppliers, it will include the protection of intellectual property in the contractual terms. The Group's legal department will also review all the contracts in operation and ensure that the contractual terms protect both parties' intellectual property rights. The Group also requires technical professionals to sign strict confidentiality agreements and prohibits the disclosure of the Company's internal business policies, production data, technical documents including patented product design drawings, process documents, quality control data and information. Employees may not use our technical secrets for others or for themselves after they leave the company. In addition, the Company uses genuine software and employees are required to submit a request to the Company before installing any software to avoid infringement of others' intellectual property rights.

The Group complies with relevant laws governing the confidentiality of intellectual property, including but not limited to Patent Law of the People's Republic of China, Trademark Law of the People's Republic of China and Copyright Law of the People's Republic of China, the Copyright Ordinance and the Trademark Ordinance of Hong Kong. During the Year, the Group was not involved in or aware of any violation with relevant laws and regulations related to intellectual property rights.

## Anti-Corruption

The Group upholds the business philosophy of "abiding by the law, integrity and quality service" and has been complying with anti-corruption related laws and regulations, including but not limited to the Anti-Unfair Competition Law of the PRC and the Prevention of Bribery Ordinance of Hong Kong. The Group has implemented the Prevention of Commercial Bribery Management Policy, strengthening its internal control mechanism, anti-corruption and anti-bribery work. For projects with higher monetary value, the Group makes an open bidding invitation to at least three suppliers. Different level of approval and authorisation is required according to the size of the tender agreement. The Group also strictly forbidden employees to bribe customers or use business opportunities or power to obtain personal interests or benefits. If there is a conflict of interest, it needs to be reported to the management of the Group on a timely basis.

The Group has established a reporting mechanism, including the establishment of an inspection team and the establishment of a channel for evaluation and reporting. The Group also encourages employees and all persons with whom the Group does business, including customers and suppliers, to report the suspected wrongdoing or corruption within the Group voluntarily. If substantiated, serious offenders will be dismissed.

During the Year, no anti-corruption training was arranged for our staff, but we will look for suitable anti-corruption training in the future to enhance the integrity, ethics and probity awareness of our directors and staff. During the Year, the Group was not aware of any non-compliance with relevant laws and regulations related to anti-corruption and there were no corruption cases against the Group or its employees that have been concluded.



## Community Involvement

As a responsible company, the Group has maintained close communication and interaction with the community, and actively strives to contribute to the development of the community. The Group encourages employees to contribute their time and skills to Participate in volunteer services to benefit local communities by giving them opportunities to learn more about social and environmental issues and enhance the corporate value of the Group. The Group will also consider from time to time making donations to charities when the Group records after-tax profit and has sufficient funds.

# REPORT OF THE DIRECTORS

The board of directors of Balk 1798 Group Limited submits their report together with the audited consolidated financial statements of the Group for the year ended 31 December 2022.

## PRINCIPAL ACTIVITIES

The principal activity of the Company is investments holding. For the year ended 31 December 2022, the Group was principally engaged in (i) design and sales of integrated circuits and semi-conductor parts; (ii) executive jet management; and (iii) manufacturing and sales of yachts and other yacht related businesses.

## COMPLIANCE WITH THE LAWS AND REGULATIONS

The Group recognises the importance of compliance with regulatory requirements and the risks of non-compliance with the applicable laws and regulations. For the year ended 31 December 2022, the Group complied in material aspects with the relevant laws and regulations that have a significant impact on the business and operation of the Group. There was no material breach or non-compliance with the applicable laws and regulations by the Group for the year ended 31 December 2022.

## BUSINESS REVIEW

Discussion and analysis of business review as required by Schedule 5 to the Hong Kong Companies Ordinance, including a discussion of the principal risks and uncertainties facing the Group, particulars of important events affecting the Group that have occurred since the end of the financial year and an indication of likely future developments in the Group's business, can be found in the Management Discussion and Analysis of this Annual Report and the notes to the Consolidated Financial Statements of this Annual Report. Discussions on the Group's environmental policies, relationships with its key stakeholders, and compliance with relevant laws and regulations which have a significant impact on the Group are contained in the Environmental, Social and Governance Report of this Annual Report. The above discussions form part of the Report of the Directors.

## MAJOR CUSTOMERS AND SUPPLIERS


The percentages of purchases and sales for the year ended 31 December 2022 attributable to the Group's major suppliers and customers are as follows:

	<b>Percentage of the total purchases/sales accounted for</b>
<hr/>	
Purchases	
– the largest supplier	61%
– five largest suppliers combined	82%
Sales	
– the largest customer	65%
– five largest customers combined	90%





# REPORT OF THE DIRECTORS



None of the Directors, or any of their close associates, or any shareholders (which to the knowledge of the Directors owns more than 5% of the Company's issued share capital) had an interest in any of the major customers and suppliers noted above.

## EMOLUMENT POLICY OF THE GROUP

The emolument policy of the employees of the Group is reviewed regularly by the Board. Remuneration packages are structured to take into account the merit, qualifications and competence of individual employees as well as the general market conditions.

## FINANCIAL ASSISTANCE AND GUARANTEES TO AFFILIATED COMPANIES

There was no advance, which is of non-trading nature, to any of the affiliated companies as at 31 December 2022 as defined under Chapter 13 of the Rules Governing the Listing of Securities ("**Listing Rules**") on The Stock Exchange of Hong Kong Limited ("**Stock Exchange**").

## FINANCIAL RESULTS

Details of the Group's results for the year ended 31 December 2022 are set out in the Consolidated Statement of Profit or Loss and the Consolidated Statement of Comprehensive Income of this Annual Report.

## PROPERTY, PLANT AND EQUIPMENT

Details of the movements in property, plant and equipment of the Group for the year ended 31 December 2022 are set out in note 15 to the Consolidated Financial Statements of this Annual Report.

## TAX RELIEF

The Company is not aware of any relief from taxation available to shareholders by reason of their holding of the Company's listed securities.

## RESERVES

Details of the movements in reserves of the Group and the Company for the year ended 31 December 2022 are set out in the Consolidated Statement of Changes in Equity, together with relevant notes to the Consolidated Financial Statements of this Annual Report.

## DISTRIBUTABLE RESERVES

As at 31 December 2022, no reserves were available for distribution to shareholders by the Company as calculated in accordance with the Companies Act 1981 of Bermuda.

## SHARE CAPITAL

As at 31 December 2022, the Company had an authorised share capital of HK\$100,000,000, divided into 1,000,000,000 shares of HK\$0.1 each, and an issued share capital of 370,245,142 shares of HK\$0.1 each.

As at 31 December 2022, the Company did not have any preference shares, options, convertible bonds or equity-related instruments.

# REPORT OF THE DIRECTORS

## EQUITY-LINKED AGREEMENTS

For the year ended 31 December 2022, the Group did not enter into any equity-linked agreement.

## PURCHASE, SALE OR REDEMPTION OF THE LISTED SECURITIES OF THE COMPANY

Neither the Company nor any of its subsidiaries had purchased, sold or redeemed any of the Company's listed securities for the year ended 31 December 2022.

## PRE-EMPTIVE RIGHTS

There is no provision for pre-emptive rights under the Company's bye-laws ("**Bye-laws**") or the laws of Bermuda which would oblige the Company to offer new shares on a pro rata basis to existing shareholders of the Company.

## FIVE-YEAR FINANCIAL SUMMARY

A summary of the published results and of the assets and liabilities of the Group for the last five financial years is set out on page 6 of this Annual Report.

## DIVIDEND

The Board does not recommend the payment of dividend for the year ended 31 December 2022.

## DIRECTORS

The Directors who held office from 1 January 2022 and up to the date of this Annual Report are as follows:

## BOARD OF DIRECTORS

### Executive Directors

Mr. Duan Hongtao (*Chairman*) <sup>Note 1</sup>

Ms. Li Weina

Mr. Zhang Fumin

Mr. Wang Yi <sup>Note 2</sup>

### Independent Non-Executive Directors

Ms. Ching Ching

Dr. Song Donglin

Dr. Zhang Shengdong



# REPORT OF THE DIRECTORS



## BOARD COMMITTEES

### Audit Committee

Ms. Ching Ching (*Chairman*)

Dr. Song Donglin

Dr. Zhang Shengdong

### Nomination Committee

Dr. Song Donglin (*Chairman*)

Ms. Ching Ching

Dr. Zhang Shengdong

### Remuneration Committee

Dr. Song Donglin (*Chairman*)

Ms. Ching Ching

Dr. Zhang Shengdong

#### Notes:

1. Resigned on 14 February 2022
2. Appointed on 8 March 2022

Ms. Li Weina and Ms. Ching Ching shall retire from office at the forthcoming annual general meeting in accordance with her letter of appointment and the Bye-laws. They will be eligible to offer themselves for re-election.

# REPORT OF THE DIRECTORS

## CHANGE OF DIRECTORS

A summary of change of Directors of the Company from 1 January 2022 to the date of this Annual Report is set out below:

- (i) Mr. Duan Hongtao resigned as an executive director and Chairman with effect from 14 February 2022; and
- (ii) Mr. Wang Yi was appointed as an executive director on 8 March 2022.

## PERMITTED INDEMNITY PROVISION

A permitted indemnity provision for the benefit of the Directors of the Company is currently in force and was in force throughout the financial year. The Company has taken out and maintained directors and officers liability insurance which provides appropriate cover for, among others, the Directors of the Company.

## DIRECTORS' RIGHTS TO ACQUIRE SHARES OR DEBENTURES

At no time during the year ended 31 December 2022 was the Company or any of its associated corporations a party to any arrangement to enable the Directors to acquire benefits by means of the acquisition of shares in, or debentures of, the Company or any other body corporate and none of the Directors or their spouses or children under 18 years of age was granted any right to subscribe for any shares in, or debentures of, the Company or any of its associated corporations.

## DIRECTORS' INTERESTS IN TRANSACTIONS, ARRANGEMENTS AND CONTRACTS OF SIGNIFICANCE

None of the Directors or an entity connected with any of them is or was materially interested, either directly or indirectly, in any transactions, arrangements and contract of significance subsisting during or at the year ended 31 December 2022.

## COMPETING BUSINESS

For the year ended 31 December 2022, none of the Directors is interested in any business which competes or is likely to compete, either directly or indirectly, with the business of the Group.

## REASONS RELATED TO THE COMPANY'S AFFAIRS GIVEN BY A DIRECTOR FOR RESIGNATION OR NOT SEEKING RE-APPOINTMENT

For the year ended 31 December 2022, all directors who resigned or did not seek re-appointment confirmed that there was no reason related to the Company's affairs.



# REPORT OF THE DIRECTORS



## BIOGRAPHICAL DETAILS OF DIRECTORS AND SENIOR MANAGEMENT OF THE COMPANY

Latest biographical details of the Directors and senior management of the Company are set out in Director and Senior Management Biographies of this Annual Report.

## DISCLOSURE OF CHANGE IN INFORMATION OF DIRECTORS AND CHIEF EXECUTIVES

Save as disclosed in the section headed “Directors and Senior Management Biographies”, there was no change in information of the Directors and chief executives of the Company up to the date of this Annual Report which is required to be disclosed pursuant to Rule 13.51B(1) of the Listing Rules.

## MANAGEMENT CONTRACTS

No contracts, other than a contract of service with any Director or any person engaged in the full-time employment of the Company, concerning the management and administration of the whole or any substantial part of any business of the Company were entered into or existed for the year ended 31 December 2022.

## DIRECTORS’ SERVICE CONTRACTS

For the year ended 31 December 2022, none of the Directors had a service contract with the Company which is not determinable by the Company within one year without payment of compensation (other than statutory compensation).

## DIRECTORS’ AND SENIOR MANAGEMENT’S EMOLUMENTS

The emoluments of Directors and senior management are recommended by the remuneration committee and determined by taking into consideration of their duties and responsibilities with the Company, the market rate and their time, effort and expertise to be input into the Group’s affairs and the Company’s performance.

Details of the emoluments of the Directors and senior management of the Company are set out in note 10 to the Consolidated Financial Statements of this Annual Report.

## DIRECTORS’ AND CHIEF EXECUTIVES’ INTERESTS AND SHORT POSITIONS IN THE SHARES, UNDERLYING SHARES AND DEBENTURES OF THE COMPANY OR ANY OF ITS ASSOCIATED CORPORATIONS

As at 31 December 2022, none of the directors’ and chief executives has the interests or short positions of the Company in the shares, underlying shares or debentures of the Company or any of its associated corporations (within the meaning of Part XV of the Securities and Futures Ordinance (the “SFO”)) as recorded in the register required to be kept under Section 352 of the SFO, or as otherwise notified to the Company and the Stock Exchange pursuant to the Model Code for Securities Transactions by Directors of Listed Issuers (the “Model Code”) set out in Appendix 10 to the Listing Rules.

# REPORT OF THE DIRECTORS

## MODEL CODE FOR SECURITIES TRANSACTIONS BY DIRECTORS OF LISTED ISSUERS

The Company has adopted the Model Code to regulate the Directors' securities transactions. The Company had made specific enquiry of all Directors regarding any non-compliance with the Model Code for the period under review, and they all have confirmed their respective full compliance with the required standard set out in the Model Code for the year ended 31 December 2022.

## ANNUAL CONFIRMATION OF INDEPENDENCE

The Company has received, from each independent non-executive Director, an annual confirmation of his/her independence pursuant to Rule 3.13 of the Listing Rules. The Company considers all independent non-executive directors to be independent in accordance with the independence guidelines set out in Rule 3.13 of the Listing Rules.

## SUBSTANTIAL SHAREHOLDERS' AND OTHER PERSONS' INTERESTS AND SHORT POSITIONS IN THE SHARES AND UNDERLYING SHARES OF THE COMPANY

As at 31 December 2022, the interest and short positions in the shares and underlying shares of the Company (within the meaning of Part XV of the SFO) of the substantial shareholders (other than the Directors and chief executives of the Company) as recorded in the register required to be kept under Section 336 of Part XV of the SFO, or as otherwise notified to the Company and the Stock Exchange, were set out below:


Name of Substantial Shareholders	Capacity/nature	Number of Shares/ underlying Shares held/interested in	Long/short position	Percentage of shareholding (Note 1)
Mr. Duan Hongtao (Note 2 and Note 3)	Interested in controlled corporation(s)	209,183,012	Long	56.50%
Zhongying Int'l (Note 2)	Beneficial Owner	209,183,012	Long	56.50%
Ever Digital Limited (Note 2)	Beneficial Owner	33,658,000	Long	9.09%
Arrab Chalid	Interested in controlled corporation(s)	68,500,000	Long	18.50%
LLOYDS INVESTMENT GROUP FZCO (Note 4)	Beneficial Owner	68,500,000	Long	18.50%

### Notes:

1. Based on 370,245,142 ordinary shares of the Company in issue as at 31 December 2022.
2. As at 31 December 2022, Mr. Duan Hongtao owned 99% of the issued shares of Zhongying Int'l which beneficially owned 175,525,012 shares of the Company and the entire issued share capital of Ever Digital Limited which in turn beneficially owned 33,658,000 shares of the Company. Accordingly, Mr. Duan Hongtao was deemed to be interested in a total of 209,183,012 shares of the Company.
3. Mr. Duan Hongtao resigned as an executive director and chairman of the Company with effect from 14 February 2022.
4. On 15 September 2022, Zhongying Int'l transferred a total of 68,500,000 shares of the Company to LLOYDS INVESTMENT GROUP FZCO.



# REPORT OF THE DIRECTORS



As at 31 December 2022 and save as disclosed, there was no interest and short position in the shares and underlying shares of the Company (within the meaning of Part XV of the SFO) of the substantial shareholders (other than the Directors and chief executives of the Company) as recorded in the register required to be kept under Section 336 of Part XV of the SFO, or as otherwise notified to the Company and the Stock Exchange.

## SUFFICIENCY OF PUBLIC FLOAT

Based on the information that is publicly available to the Company and within the knowledge of the Directors, the Company has maintained a sufficient public float as required under the Listing Rules during the year ended 31 December 2022.

## CORPORATE GOVERNANCE PRACTICES

Details of the Group's corporate governance practices for the year ended 31 December 2022 are set out in the Corporate Governance Report of this Annual Report.

## ENVIRONMENTAL, SOCIAL AND GOVERNANCE PRACTICES

Details of the Group's environmental, social and governance practices for the year ended 31 December 2022 are set out in the Environmental, Social and Governance Report of this Annual Report.

## CONTRACTS OF SIGNIFICANCE AND RELATED PARTY TRANSACTIONS

No contract of significance had been entered between the Company or any of its subsidiaries, and the controlling shareholders of the Company (as defined in the Listing Rules) or any of its subsidiaries. No contract of significance for the provision of services to the Company or any of its subsidiaries by the controlling shareholders of the Company (as defined in the Listing Rules) or any of its subsidiaries.

Details of the related party transactions undertaken in the usual course of business are set out in note 36 to the Consolidated Financial Statements of this Annual Report. None of these related party transactions constitutes "connected transactions" or "continuing connected transactions" as defined under Chapter 14A of the Listing Rules and therefore there is no disclosure requirements in accordance with Chapter 14A of the Listing Rules

## AUDIT COMMITTEE

The audit committee of the Company comprises solely independent non-executive Directors, namely Ms. Ching Ching (chairman), Dr. Song Donglin and Dr. Zhang Shengdong. The Group's annual results for the year ended 31 December 2022 have been reviewed by the audit committee of the Company.

# REPORT OF THE DIRECTORS

## AUDITOR

Zenith CPA Limited was appointed as the auditors of the Company for the year ended 31 December 2022.

The audited financial statements of the Group for the year ended 31 December 2022 have been audited by Zenith CPA Limited, who retires and a resolution for its reappointment as auditors of the Company will be proposed at the forthcoming annual general meeting of the Company.

On behalf of the Board

**Balk 1798 Group Limited**

**Li Weina**


*Executive Director*

Hong Kong, 31 March 2023





# CORPORATE GOVERNANCE REPORT



The Group recognises the value and importance to achieving high corporate governance standards to enhance corporate performance and accountability. The Board is committed to maintain sound corporate governance standard and procedures to ensure integrity, transparency and quality of disclosure in order to enhance the shareholders' value.

## CORPORATE GOVERNANCE PRACTICES

For the year ended 31 December 2022, the Company complied with the principles as set out in the Corporate Governance Code (version up to 31 December 2022) (“**CG Code**”) contained in Appendix 14 to the Listing Rules and the code provisions contained therein except for the following deviation.

The CG Code stipulates the non-executive director should be appointed for a specific term and subject to re-election. The independent non-executive Directors were not appointed for specific terms. They are subject to retirement by rotation at least once every three years and re-election at the Company's annual general meeting in accordance with the Bye-laws. At every annual general meeting of the Company, one-third of the Directors for the time being or, if their number is not three or a multiple of three, then the nearest but no less than one-third shall retire from office by rotation. Every director should be subject to retirement by rotation at least once every three years.

The Company regularly reviews its corporate governance practices to ensure they comply with the CG Code and align with the latest development.

## DIRECTORS' SECURITIES TRANSACTIONS

The Company has adopted a code of conduct regarding securities transactions by Directors on terms no less exacting the required standard set out in the Model Code. The Company has made specific enquiry of all Directors regarding any non-compliance with the Model Code for the year ended 31 December 2022, all Directors confirmed their respective full compliance with the required standard as set out in the Model Code for the year ended 31 December 2022.

## THE BOARD COMPOSITION

As at the date of this Annual Report, the Board comprises 6 Directors, including 3 executive directors and 3 independent non-executive directors. The number of independent non-executive directors has met the minimum requirement of the Listing Rules and represented more than one-third of the total Board members. Further, one of the independent non-executive directors possesses appropriate professional accounting qualifications and/or financial management expertise.

# CORPORATE GOVERNANCE REPORT

As of the date of this Annual Report, the members of the Board are as follows:

## Executive Directors

Ms. Li Weina  
Mr. Zhang Fumin  
Mr. Wang Yi

## Independent Non-Executive Directors

Ms. Ching Ching  
Dr. Song Donglin  
Dr. Zhang Shengdong

The biographical details of the Directors are contained in the section headed Directors and Senior Management Biographies of this Annual Report.

There is no fixed term or proposed length of service for each of the Directors (including the independent non-executive Directors) except that the appointment is subject to the requirements under the Listing Rules, the Bye-laws and any other applicable laws and regulations, and the appointment can be terminated by either party by giving the other party one months' written notice in advance.

When the Board considers any material proposal or transaction in which a Director has a conflict of interest, the Director who has interests declares his/her interest and is required to abstain from voting and is not counted in the quorum.

The Company has received, from each of the independent non-executive Director, an annual confirmation of his/her independence pursuant to Rule 3.13 of the Listing Rules. The Company considers all the independent non-executive Directors are independent.

## THE BOARD FUNCTIONS

Other than the regulatory and statutory responsibilities of the Board, the key functions of the Board are to formulate strategy and to monitor and control operating and financial performance in pursuit of the Group's strategic objective. The Board, led by the chairman, retains full responsibility for setting objective and business development plans. All Directors (including executive Directors and Independent non-executive Directors) have been consulted on major and material matters of the Company and have made active contribution to the affairs of the Board. The Board is committed to make decisions in the best interest of the Group. The main responsibilities of the management of the Company is to manage, operate and co-ordinate the business of the Company, execute the strategies formulated by the Board and make decisions in respect of daily matters.



# CORPORATE GOVERNANCE REPORT

There is no relationship (including financial, business, family or other material/relevant relationship(s)) between Board members and the senior management of the Group. For the year ended 31 December 2022, 9 Board meetings were convened by the Company. The attendance of the Directors at the Board meetings and general meetings of the Company for the year ended 31 December 2022 is summarised below.

	<b>Number of Board meetings attended/held</b>	<b>Number of general meetings attended/held</b>
<b>Executive Directors</b>		
Mr. Duan Hongtao <i>(Note 1)</i>	1/1	0/0
Ms. Li Weina	9/9	1/1
Mr. Zhang Fumin	6/9	0/1
Mr. Wang Yi <i>(Note 2)</i>	7/7	1/1
<b>Independent non-executive Directors</b>		
Ms. Ching Ching	9/9	1/1
Dr. Song Donglin	9/9	1/1
Dr. Zhang Shengdong	9/9	1/1

*Notes:*

1. Resigned on 14 February 2022
2. Appointed on 8 March 2022

Apart from regular Board meetings, the chairman also held meetings with the independent non-executive directors without presence of executive directors for the year ended 31 December 2022.

Notice of at least 14 days of a regular Board meeting is given to all Directors who are given an opportunity to attend.

Board meetings are held regularly at approximately quarterly intervals to review the financial and operating performance of the Group and held on ad hoc basis as required by business needs.

Reasonable days of notice has been given to Board members for all Board meetings in order to allow sufficient time for Directors to review the documents and all Directors are given an opportunity to include matters for discussion in the agenda and give opinion. All businesses transacted at the Board meetings were well-documented.

Directors are entitled to have access to Board papers and related materials and access to the advice and services of company secretary of the Company. Directors have the liberty to seek independent professional advice, if so required, at the Company's expenses as arranged by company secretary of the Company and they are at liberty to propose appropriate matters for inclusion in Board agendas.

# CORPORATE GOVERNANCE REPORT

For ensuring that Board procedures are followed and activities of the Board are efficient and effective, the company secretary of the Company will assist to prepare agendas for Board meetings and ensure the Board papers are disseminated to the Directors and Board Committees in a timely and comprehensive manner.

For the Group's compliance with the continuing obligations of the Listing Rules, The Codes on Takeovers and Mergers and Share Buy-backs, the SFO and the Companies Ordinance, including publication and dissemination of reports and financial statements and interim reports within the periods laid down in the Listing Rules, timely dissemination of announcements and information relating to the Group to the market and ensuring that proper notification is made of Director's dealings in securities of the Group, the Board engages the professional parties' input from time to time. In addition, all Directors are encouraged to attend the general meetings of the Company.

Directors are aware of their obligations for disclosure of interests in securities, connected transactions and inside information and ensure that the standards and disclosures required by the Listing Rules and the SFO are observed.

The Company has maintained liability insurance for Directors and senior management officers with appropriate coverage for certain legal liabilities which may arise in the course of performing their duties.

## **DIRECTORS' TRAINING**

The Directors are encouraged to participate in continuous professional development to develop and refresh their knowledge and skills. The Company would provide each newly appointed director a comprehensive induction package covering the summary of the responsibilities and liabilities of a director of a Hong Kong listed company, the Group's business and the Company's constitutional documents and guides on directors' duties to ensure that he/she is sufficiently aware of his/her responsibilities and obligations under the Listing Rules and other applicable regulatory requirements.

From time to time, relevant reading materials are provided to Directors with regard to regulatory and governance developments as well as organising in-house training programme to refresh their knowledge and skills on the roles, functions and duties of a director of a listed company. The Company has devised a training record to assist the Directors to record the training they have undertaken.



# CORPORATE GOVERNANCE REPORT

For the year ended 31 December 2022, the Directors participated in the following trainings to develop and refresh their knowledge and skills:

## Types of training

### Executive Directors

Mr. Duan Hongtao <i>(Note 1)</i>	B
Ms. Li Weina	B
Mr. Zhang Fumin	B
Mr. Wang Yi <i>(Note 2)</i>	B

### Independent non-executive Directors

Ms. Ching Ching	A, B
Dr. Song Donglin	A, B
Dr. Zhang Shengdong	B

A: attending seminars and/or programmes and/or conference

B: reading materials relating to the economy, general business or regulatory updates

#### Notes:

1. Resigned on 14 February 2022
2. Appointed on 8 March 2022

## DIRECTORS' RESPONSIBILITY FOR THE FINANCIAL STATEMENTS

The Directors acknowledge that they are primarily responsible for the preparation of the financial statements for the year ended 31 December 2022 which give a true and fair view and that appropriate accounting policies are selected and applied consistently.

To the best knowledge of the Directors, there is no uncertainty relating to events or conditions that may cast significant count upon the Company's ability to continue as a going concern.

## CHAIRMAN AND CHIEF EXECUTIVE OFFICER

During the year ended 31 December 2022, the chairman of the Company was Mr. Duan Hongtao and the Chief Executive Officer was Mr. Lam Fuk Tak.

The chairman takes primary responsibility for the work of the Board, by ensuring its effective function, while the Chief Executive Officer bears executive responsibilities for the Company's businesses and the management of the day-to-day operations of the Company. Since Mr. Duan Hongtao resigned as an executive Director and chairman of the Company on 14 February 2022, the position of chairman has been vacant, its roles and functions were performed by all the executive Directors collectively.

## BOARD COMMITTEES

The Board has established three Board Committees, namely, the Audit Committee, the Remuneration Committee and the Nomination Committee, to assist the Board in discharging its duties and to oversee particular aspects of the Group's affairs. All the Board Committees have clear written terms of reference and have to report on their decisions and recommendation to the Board. These written terms of reference are available for access at the principal place of business of the Company in Hong Kong and each of the committee members was furnished with a copy of the respective terms of reference.

The written terms of reference of the Board Committees are also available on the websites of the Company (<http://pacray.com.hk>) and the Stock Exchange.

All business dealt with by the Board Committees were well-documented. Draft and final versions of the Board Committees' minutes are sent to all the respective Board Committees' members for comments and records within reasonable time.

### 1. Audit Committee


The Audit Committee comprises solely independent non-executive Directors. As at 31 December 2022 and as at the date of this report, the Audit Committee consists of three independent non-executive Directors, namely, Ms. Ching Ching (chairman), Dr. Song Donglin and Dr. Zhang Shengdong.

The Audit Committee is responsible for the following:

- reviewing and supervising the Company's financial reporting process, risk management and internal control systems;
- reviewing the accounting principles and practices adopted by the Group and other financial reporting matters and ensure the completeness, accuracy and fairness of the financial statements;
- making recommendations as to the effectiveness of internal control and risk management;
- monitoring the compliance with statutory and listing requirements and to oversee the relationship with the external auditor; and
- reviewing arrangements to enable employees of the Company to raise concerns about improprieties in financial reporting, internal control or other matters of the Company. The Audit Committee meets the external auditor and the senior management twice a year to discuss any areas of concern during the audits.

For the year ended 31 December 2022, the Audit Committee has reviewed (i) the annual report of the Group for the year ended 31 December 2021, (ii) the interim report of the Group for the 6 months ended 30 June 2022, (iii) the external auditor's engagement letter with recommendation to the Board for approval, (iv) the determination and reporting of key audit matters, and (v) the effectiveness of the risk management and internal control systems and internal audit function.

# CORPORATE GOVERNANCE REPORT



For the year ended 31 December 2022, 2 meetings were held with the management and/or the external auditor. Members of the Audit Committee and their respective attendance at committee meetings were held during their term of office are listed below:

	<b>Number of Audit Committee Meeting attended/held</b>
<b>Committee members</b>	
Ms. Ching Ching	2/2
Dr. Song Donglin	2/2
Dr. Zhang Shengdong	2/2

## 2. Remuneration Committee

The Remuneration Committee comprises solely independent non-executive Directors. As at 31 December 2022 and as at the date of this report, the Remuneration Committee consists of three independent non-executive Directors, namely, Dr. Song Donglin (chairman), Ms. Ching Ching and Dr. Zhang Shengdong.

Its primary responsibilities include recommending, reviewing and determining the remuneration policy and packages of directors and senior management. Directors do not participate in the determination of their own remuneration.

For the year ended 31 December 2022, the Remuneration Committee has reviewed and recommended to the Board the Directors' remuneration. In making recommendations to the Board on the Directors' remuneration, the Remuneration Committee considered a number of factors including time commitment, responsibilities, qualification and the prevailing market rate. The remuneration of the Directors will be determined by the Board after obtaining authorisation at its general meetings.

# CORPORATE GOVERNANCE REPORT

For the year ended 31 December 2022, the Remuneration Committee held 2 meetings. Members of the Remuneration Committee and their respective attendance at the committee meeting during their term of office are listed below:

	<b>Number of Remuneration Committee Meeting attended/held</b>
<hr/>	
<b>Committee members</b>	
Dr. Song Donglin	2/2
Ms. Ching Ching	2/2
Dr. Zhang Shengdong	2/2

### 3. Nomination Committee

The Nomination Committee comprises solely independent non-executive Directors. As at 31 December 2022 and as at the date of this report, the Nomination Committee consists of three independent non-executive Directors, namely, Dr. Song Donglin (chairman), Ms. Ching Ching and Dr. Zhang Shengdong.

Its primary responsibilities are to assist the Board to review the structure of the Board and make recommendations to the Board on the appointment or re-appointment of directors to the Board. It also reviews the Company's adopted board diversity policy, as appropriate, to ensure its continued effectiveness and make recommendations to the Board for consideration and approval.

#### Board Diversity Policy

Pursuant to the CG Code, the Board adopted a board diversity policy (the "Board Diversity Policy") in November 2013. Such policy aims to set out the approach to achieve diversity for the Board. The Company recognises the benefits of a Board that possesses a balance of skills, experience, expertise and diversity of perspectives appropriate to the requirements of the businesses of the Company.

All Board appointments shall be based on merits and candidates shall be considered against objective criteria, having due regard for the benefits of diversity on the Board. Selection of candidates for Board members shall be based on a range of diversity perspectives including, but not limited to, gender, age, race, experience, cultural and educational background, skills and other qualities considered relevant and applicable. The ultimate decision shall be based on merit and contribution that the selected candidates shall bring to the Board.

The Nomination Committee monitors the implementation of the Board Diversity Policy and reviews, as appropriate, from time to time. The Nomination Committee also ensure the continued effectiveness of the policy. The Nomination Committee shall discuss any revisions that may be required and recommend any such revisions to the Board for consideration and approval.





# CORPORATE GOVERNANCE REPORT



As at 31 December 2022,

- one Director was within the age range of 30-39, one Director was within the age range of 40-49, two Directors were within the age range of 50-59, and two Directors were within the age range of 60-69;
- Four Directors were male and two Directors were female;
- One Director served the Board for less than one year, four Directors served the Board for over one year but less than three years and one Director served the Board for over three years.

As at the date of this report,

- one Director was within the age range of 30-39, one Director was within the age range of 40-49, two Directors were within the age range of 50-59, and two Directors were within the age range of 60-69;
- Four Directors were male and two Directors were female;
- Five Directors served the Board for over one year but less than three years and one Director served the Board for over three years.

As at 31 December 2022 and the date of this report,

- one Director possessed appropriate professional qualifications in finance and accounting and meets the requirements of the Listing Rules;
- three Directors, being over one third of the Board, were independent in accordance with the Listing Rules;
- all Directors contributed to the business of the Company with their own knowledge and experience.

In addition, as at 31 December 2022, the ratio of male and female employees of the Group was 3.24.

# CORPORATE GOVERNANCE REPORT

## Nomination Policy

The Company adopted a nomination policy (the “**Nomination Policy**”) in compliance with CG Code. The Nomination Committee and/or the Board shall consider the following criteria in evaluating and selecting candidates for directorships:


- Character and integrity;
- Qualifications including professional qualifications, skills, knowledge and experience that are relevant to the Company’s business and corporate strategy;
- Willingness to devote adequate time to discharge duties as a Board member and other directorships and significant commitments;
- Requirement for the Board to have independent directors in accordance with the Listing Rules (as amended from time to time) and whether the candidates would be considered independent with reference to the independence guidelines set out in the Listing Rules; and
- Such other perspectives appropriate to the Company’s business.

These factors are for reference only, and not meant to be exhaustive and decisive. The Nomination Committee has the discretion to nominate any person, as it considers appropriate.

For the year ended 31 December 2022, the Nomination Committee has reviewed the structure, size and composition of the Board and the independence of the independent non-executive Directors.

For the year ended 31 December 2022, the Nomination Committee held 2 meetings with the management. Members of the Nomination Committee and their respective attendance at the committee meeting during their term of office are listed below:

	<b>Number of Nomination Committee Meeting attended/held</b>
<b>Committee members</b>	
Dr. Song Donglin	2/2
Ms. Ching Ching	2/2
Dr. Zhang Shengdong	2/2



# CORPORATE GOVERNANCE REPORT



## CORPORATE GOVERNANCE FUNCTIONS

The Board is responsible for determining the policy for the corporate governance of the Company. For the year ended 31 December 2022, the Board has discharged the following corporate governance duties:

- To develop and review the Company's policies and practices on corporate governance and make recommendations on changes and updating;
- To review and monitor the training and continuous professional development of directors and senior management;
- To review and monitor the Company's policies and practices on compliance with legal and regulatory requirements;
- To develop, review and monitor the code of conduct and compliance manual (if any) applicable to employees and directors;
- To review the Company's compliance with the CG Code and disclosure in the Corporate Governance Report; and
- To implement such other corporate governance duties and functions set out in the CG Code (as amended from time to time) for which the Board are responsible.

## AUDITOR'S REMUNERATION

The statement of the external auditor of the Company about their reporting responsibility on the Company's consolidated financial statements for the year ended 31 December 2022 is set out in the section headed Independent Auditor's Report of this Annual Report.

For the year ended 31 December 2022, auditor's remuneration for audit services and non-audit services were approximately HK\$1.15 million and nil respectively.

## COMPANY SECRETARY

During the reporting period, Mr. Chow Kin Wing was the company secretary of the Company ("**Company Secretary**") from 1 January 2022 to 22 September 2022 and Mr. Lam Wai Kei ("**Mr. Lam**") was appointed as the Company Secretary on 22 September 2022. The Company Secretary is responsible for distributing detailed documents to the Directors prior to the Board meetings to ensure that the Directors are able to make informed decisions regarding the matters discussed in the meetings. All Directors have access to the advice and services of the Company Secretary with a view to ensuring that the Board procedures, and all applicable rules and regulations, are followed.

Mr. Lam has complied with Rule 3.29 of the Listing Rules of taking no less than 15 hours of relevant professional training.

# CORPORATE GOVERNANCE REPORT

## RISK MANAGEMENT AND INTERNAL CONTROLS

The Board acknowledges its responsibility for the risk management and internal control systems and reviewing their effectiveness. Such systems and internal controls are designed to manage rather than eliminate the risk of failure to achieve business objectives, and can only provide reasonable and not absolute assurance against material misstatement or loss.

The Board has the overall responsibility for evaluating and determining the nature and extent of the risks it is willing to take in achieving the Company's strategic objectives, and establishing and maintaining appropriate and effective risk management and internal control systems.

The Audit Committee assists the Board in leading the management and overseeing their design, implementation and monitoring of the risk management and internal control systems.

The Company has established risk management manual to formulate the risk management process. The staff in all levels within the Group are also required to take the relevant responsibility on the risk management process. With reference to enterprise risk management – integrated framework issued by the Committee of Sponsoring Organisations of the Treadway Commission and the Company's enterprise risk management processes is summarised as follows:

1. Project initiation
2. Risk identification
3. Risk analysis
4. Risk treatment
5. Risk monitoring
6. Risk reporting

The risk management and internal control systems are reviewed at least annually to identify risks that potentially impact the business of the Group and various aspects including key operational and financial processes, regulatory compliance and information security to ensure appropriateness and effectiveness.


The management, in coordination with division/department heads, assessed the likelihood of risk occurrence, provided treatment plans, and monitored the risk management progress, and reported to the Audit Committee and the Board on all findings and the effectiveness of the systems.

The management has confirmed to the Board and the Audit Committee on the effectiveness of the risk management and internal control systems for the year ended 31 December 2022.

The heads of each core business segment monitor compliance with policies and procedures and the effectiveness of internal control systems in respect of their responsible business segments. The Company also engaged an independent external consulting firm to review and assess the effectiveness of the risk management and internal control systems of the Group during the year ended 31 December 2022. The assessment covers all material controls including financial, operational and compliance controls, as well as risk management functions for the year ended 31 December 2022.



# CORPORATE GOVERNANCE REPORT



The Audit Committee has reviewed the assessment report with the management, and noted that no significant areas of improvement are brought to its attention. The Company also conducted a review on the adequacy of resources, staff qualifications and experience, training programmes and budget of the Company's accounting and financial reporting function for the year ended 31 December 2022. Accordingly, the Board was satisfied that the prevailing risk management and internal control systems of the Group are effective and adequate.

The Board, as supported by the Audit Committee as well as the management report, reviewed the effectiveness of risk management and internal control systems, including the financial, operational and compliance controls, for the year ended 31 December 2022, and considered that such systems are effective and adequate. The annual review also covered the financial reporting and staff qualifications, experiences and relevant resources. Based on the above, the Board formed the view that the Company has established effective and adequate risk management and internal control systems.

The Company has developed its disclosure policy which provides a general guide to the Company's Directors, officers, senior management and relevant employees in handling confidential information, monitoring information disclosure and responding to enquiries.

Control procedures have been implemented to ensure that unauthorised access and use of inside information are strictly prohibited.

## COMMUNICATION WITH SHAREHOLDERS

The Board considers that effective communication with shareholders is essential for enhancing investor relations and understanding of the Group's business, performance and strategies. The Board also recognises the importance of timely disclosure of information, which will enable shareholders and investors to make informed investment decisions.

The various channels via which the Company communicates with its shareholders include interim and annual reports, information on the websites of the Stock Exchange and the Company, annual general meeting and other general meeting that may be convened.

## RIGHTS OF SHAREHOLDERS

### (i) **The right to attend the annual general meeting and to receive information**

The annual general meeting of the Company provides opportunity for shareholders to communicate directly with the Directors. The chairman and the chairman of the Board committees will attend the annual general meeting to answer shareholders' questions. In their absence, he should invite another member of the committee or his duly appointed delegate, to attend. These persons should be available to answer questions at the annual general meeting. The chairman of the independent board committee (if any) should also be available to answer questions at any general meeting to approve a connected transaction or any other transaction that requires independent shareholders' approval. The external auditor of the Company will also attend the annual general meeting to answer questions about the conduct of the audit, the preparation and contents of the auditor's report, the accounting policies and auditors' independence.

Copies of the reporting documents, including financial statements, the Directors' report and the auditor's report must be sent to members at least 21 working days before the annual general meeting of the Company.

### (ii) **The right to convene an extraordinary general meeting**

Any one or more shareholders holding at the date of deposit of the requisition not less than one-tenth of the paid up capital of the Company carrying the right of voting at general meetings of the Company shall at all times have the right, by written requisition to the Board or the Company Secretary, to require an extraordinary general meeting to be called by the Board for the transaction of any business specified in such requisition; and such meeting shall be held within 2 months after the deposit of such requisition.

If within 21 days of such deposit the Board fails to proceed to convene such meeting the requisitionists themselves may do so in the same manner, and all reasonable expenses incurred by the requisitionists as a result of the failure of the Board shall be reimbursed to the requisitionists by the Company.

### (iii) **The voting powers at the shareholders' meetings**

Every shareholder has the right to vote at the shareholders meetings subject to provisions of the By-laws.



# CORPORATE GOVERNANCE REPORT

## **(iv) The power to elect and re-elect Directors and auditors**

The shareholders could hold individual Directors (or the Board as a whole) to account for their actions by voting against their re-election. The Bye-laws provides at each annual general meeting one-third of the Directors for the time being (or, if their number is not a multiple of 3, the number nearest to but not less than one-third) shall retire from office by rotation provided that every Director shall be subject to retirement at an annual general meeting at least once every three years.

For the Directors to retire by rotation, and if they wish, they may submit themselves for re-election at the annual general meeting. The retiring Directors are eligible for reappointment to the office. Without the prescribed approval of its shareholders, the Company shall not agree to any provision under which a director's term of employment exceeds or may exceed three years.

The shareholders also have the right to approve (or reject) the appointment of the auditors each year. The Company may by an ordinary resolution passed at a general meeting remove a person from the office of auditor despite any agreement between the person and the Company or anything in the Memorandum of Association.

## **(v) The right to receive information of the Company**

The Company shall keep shareholders informed of certain developments and to obtain shareholder approval for certain transactions in accordance with the Listing Rules. In these cases, the Company must communicate with its shareholders and seek their support.

## **(vi) The right to communicate with the Company**

The chairman or the executive director should ensure that the views of the shareholders are communicated to the Board as a whole and the chairman or the executive Director should discuss strategy and governance with the major shareholders.

Non-executive Directors should be given the opportunity to attend general meetings with major shareholders, and should be expected to attend general meetings if requested by major shareholders.

## **CONSTRUCTIVE USE OF GENERAL MEETINGS**

### **(i) Effectiveness of general meetings**

Shareholders should be given the opportunity to send in written questions before the meeting. There should be a circulation of a brief summary of points raised at the annual general meeting to all shareholders after the event. The Board should dispatch a circular accompanying the annual general meeting notice, which contains comprehensive information on the business to be transacted at the meeting, together with summary procedure governing voting at the annual general meeting and frequently asked questions regarding voting procedures.

The Company should arrange for the notice of the annual general meeting and the related papers to be sent to the shareholders at least 21 working days before the meeting. For other general meetings this should be at least 14 working days in advance.

# CORPORATE GOVERNANCE REPORT

## (ii) Giving shareholders an opportunity to ask questions

The chairman should attend the annual general meeting. He/she should also invite the chairmen of the audit, nomination and remuneration committees and any other committees (as appropriate) to be available to answer questions at the annual general meeting. In addition, independent non-executive Directors and other non-executive Directors should attend general meetings and develop a balanced understanding of the views of shareholders.

## (iii) Voting procedure

At any general meeting, the Company proposes a separate resolution on each substantially separate issue and in particular proposes a resolution at the annual general meeting relating to the report and accounts. For each resolution, proxy appointment forms should provide shareholders with the option to direct their proxy to vote either for or against the resolution or to withhold their vote.

At any general meeting there should also be a separate resolution to each substantially separate issue. The Company should avoid “bundling” resolutions unless they are interdependent and linked forming one significant proposal. Where the resolutions are “bundled”, the Company should explain the reasons and material implications in the notice of meeting.

In the context of voting by proxy and poll results, the Company should ensure that all valid proxy appointments received are properly recorded and counted. For each resolution, after a vote has been taken, except where taken on a poll, the Company should ensure that the following information is given at the meeting and made available as soon as reasonably practicable on a website which is maintained by or on behalf of the company.

The Company should announce the poll results as soon as possible and at least 30 minutes before the commencement of the Exchange’s morning session or any pre-opening session on the business day following the general meeting. The poll results announcement must include: the number of shares entitling the holder to attend and vote at the general meeting; shares entitling the holder to attend and abstain from voting in favour; shares of holders that are required under the Listing Rules to abstain from voting; shares actually voted for a resolution and shares actually voted against a resolution.

## SHAREHOLDERS’ ENQUIRIES

Shareholders should direct their questions about their shareholdings to the company’s registrar, Tricor Tengis Limited at 17/F., Far East Finance Centre, 16 Harcourt Road, Hong Kong.

Shareholders and the investment community may at any time make a request for the Company’s publicly available information. The designated contacts and addresses to enable them to make query in respect of the company are:

Contact: The Board of Directors  
Fax: 2851 3055  
Address: 28th floor of Agricultural Bank of China Tower, 50 Connaught Road Central, Hong Kong





# CORPORATE GOVERNANCE REPORT



## CORPORATE WEBSITE

The Company's website is <http://pacray.com.hk>.

Information submitted by the Company to the Stock Exchange is also posted as soon as practicable on the Company's website. Such information includes financial statements, results announcements, circulars and notices of general meetings and associated explanatory documents. All presentation materials provided in relation to the Company's annual general meeting and results announcement each year should be made available on the Company's website as soon as practicable after their release.

## DIVIDEND POLICY

The Company adopted a policy on payment of dividends (the "**Dividend Policy**") in compliance with the CG Code, which establishes an appropriate procedure on declaring and recommending the dividend payment of the Company.

The Company may declare and pay dividends to the shareholders of the Company by way of cash or by other means that the Board of the Company considers appropriate. It is the policy of the Board, in recommending dividends, to allow the Shareholders to participate in the Company's profits, and at the same time, to ensure the Company to retain adequate reserves for future growth.

## Factors to consider

The Company's decision to declare or to pay any dividends in the future, and the amount of such dividends will depend upon, among other things, the current and future operations, financial condition, liquidity position and capital requirements of the Group, as well as dividends received from the Company's subsidiaries and associates, which in turn will depend on the ability of those subsidiaries and associates to pay a dividend. In addition, any final dividends for a financial year will be subject to the approval of the Shareholders.

## General Principle

The declaration and payment of dividends by the Company is also subject to any restrictions under the laws of Bermuda, the laws of Hong Kong, the Company's articles of association, Bye-laws and any applicable laws, rules and regulations.

## Review of the Dividend Policy

Whilst this Dividend Policy reflects the Board's current views on the financial and cash-flow position of the Group, the Board will continue to review this Dividend Policy from time to time and the Board may exercise its sole and absolute discretion to update, amend and/or modify this Dividend Policy at any time as it deems fit and necessary. There is no assurance that dividends will be declared or paid in any particular amount for any given period. The Dividend Policy shall in no way constitute a legally binding commitment by the Company that any dividend will be paid in any particular amount and/or in no way obligate the Company to declare a dividend at any time or from time to time.

## CONSTITUTIONAL DOCUMENTS

There was no change in the Company's constitutional documents for the year ended 31 December 2022. An up-to-date version of the Company's Bye-laws are available on the websites of the Company and the Stock Exchange.

# INDEPENDENT AUDITOR'S REPORT



## To the shareholders of Balk 1798 Group Limited (formerly known as “Pacray International Holdings Limited”)

(Incorporated in Bermuda with limited liability)

### OPINION

We have audited the consolidated financial statements of Balk 1798 Group Limited (the “Company”) and its subsidiaries (the “Group”) set out on pages 63 to 142, which comprise the consolidated statement of financial position as at 31 December 2022, and the consolidated statement of profit or loss, the consolidated statement of comprehensive income, the consolidated statement of changes in equity and the consolidated statement of cash flows for the year then ended, and notes to the consolidated financial statements, including a summary of significant accounting policies.

In our opinion, the consolidated financial statements give a true and fair view of the consolidated financial position of the Group as at 31 December 2022, and of its consolidated financial performance and its consolidated statement of cash flows for the year then ended in accordance with Hong Kong Financial Reporting Standards (“HKFRSs”) issued by the Hong Kong Institute of Certified Public Accountants (“HKICPA”) and have been properly prepared in compliance with the disclosure requirements of the Hong Kong Companies Ordinance.

### BASIS FOR OPINION

We conducted our audit in accordance with Hong Kong Standards on Auditing (“HKSAs”) issued by the HKICPA. Our responsibilities under those standards are further described in the *Auditor’s responsibilities for the audit of the consolidated financial statements* section of our report. We are independent of the Group in accordance with the HKICPA’s *Code of Ethics for Professional Accountants* (the “Code”), and we have fulfilled our other ethical responsibilities in accordance with the Code. We believe that the audit evidence we have obtained is sufficient and appropriate to provide a basis for our opinion.

### KEY AUDIT MATTERS

Key audit matters are those matters that, in our professional judgement, were of most significance in our audit of the consolidated financial statements of the current period. These matters were addressed in the context of our audit of the consolidated financial statements as a whole and in forming our opinion thereon, and we do not provide a separate opinion on these matters. For each matter below, our description of how our audit addressed the matter is provided in that context.

We have fulfilled the responsibilities described in the *Auditor’s responsibilities for the audit of the consolidated financial statements* section of our report, including in relation to these matters. Accordingly, our audit included the performance of procedures designed to respond to our assessment of the risks of material misstatement of the consolidated financial statements. The results of our audit procedures, including the procedures performed to address the matters below, provide the basis for our audit opinion on the accompanying consolidated financial statements.



# INDEPENDENT AUDITOR'S REPORT

**To the shareholders of Balk 1798 Group Limited**  
**(formerly known as "Pacray International Holdings Limited")**  
*(Incorporated in Bermuda with limited liability)*

## KEY AUDIT MATTERS *(Continued)*

### Key Audit Matter

### How our audit addressed the Key Audit Matter

#### *Expected credit losses on trade and bills receivables*

The carrying value of the Group's trade and bills receivables as at 31 December 2022 amounted to HK\$141,469,000, representing 30.6% of the Group's total assets as at 31 December 2022. The loss allowance charged to the statement of profit or loss for the year was HK\$60,000, and the cumulative loss allowance for the trade and bills receivables carried as at 31 December 2022 was HK\$60,000. The loss allowance for the impairment of trade and bills receivables was maintained to reduce the Group's trade and bills receivables to their estimated recoverable amounts.

Management evaluated the estimated loss allowance based on historical repayment behavior of debtors, ageing profile, specific information on individual customers as well as experience with collection trends, and current economic and business conditions. The management's continued refinement of the impairment of trade and bills receivables based on known customer information could provide a significant change in estimate between periods.

We focused the impairment assessment of the trade and bills receivables as a key audit matter because of the material amounts involved, the significant judgement and assumptions involved in the determination of loss allowance under the expected credit losses model.

The Group's accounting policies and disclosures on trade and bills receivables and loss allowance for expected credit losses are set out in notes 3, 4 and 23 to the financial statements.

Our procedures in relation to management's judgements used in the recoverability of trade and bills receivables included:

- Understood and evaluated the operating effectiveness of key controls such as credit control, debt collection and estimate of expected credit losses;
- Tested on sample basis the ageing of trade and bills receivables as at year end;
- In respect of trade and bills receivables past due, addition procedures were performed to evaluate their historical progress payment records, settlement plan, assessed whether the customers are experiencing financial difficulties, default in payments with reference to available information provided;
- Assessed the competency, objectivity and independence of the external valuer used by management and discussed with the external valuer their work scope, and assessed the appropriateness of the valuation methodology; and
- Assessed whether the consolidated financial statements disclosures appropriately reflected the Group's exposure to credit risk.

# INDEPENDENT AUDITOR'S REPORT

**To the shareholders of Balk 1798 Group Limited  
(formerly known as "Pacray International Holdings Limited")**

*(Incorporated in Bermuda with limited liability)*

## **KEY AUDIT MATTERS** *(Continued)*

### **Key Audit Matter**

### **How our audit addressed the Key Audit Matter**

#### *Allowance for inventories*


As at 31 December 2022, the Group's held inventories amounted to HK\$174,013,000 (net of reversal of provision for inventory of HK\$778,000), representing 37.7% of the Group's total assets as at 31 December 2022.

Inventories are carried at the lower of cost and net realisable value ("NRV") and an allowance is made by the Group, where necessary, for obsolete and slow moving inventories. Management determines the level of obsolescence of inventories by considering their nature, ageing profile, expiry dates and sales expectations using historic trends and other qualitative factors. The estimations are also subject to uncertainty as a result of future changes of market trends, customer demands and technology development.

The Group's accounting policies and disclosures on for inventories are set out in notes 3, 4 and 22 to the financial statements.

Our procedures in relation to management's judgements used in the allowance of inventories included:

- Understood and evaluated management assessment on provision for inventories;
- Involved client's inventories counts to identify whether there is any damages or obsolete;
- Performed testing on inventories ageing on a sample basis, on individual inventories items to ascertain the accuracy of classification of inventories by ages;
- Compared the carrying cost with the latest sales data, actual selling price or sales and purchase agreement subsequent to the year end for each individual inventory, on a sample basis, to assess the reasonableness of the NRV used by management in the carrying value assessment; and
- Evaluated management's estimation to understand any additional factors that were considered on the relevant inventories items which have long stock turnover period or no subsequent sales after year end. We independently evaluated the relevance of these factors and obtained evidence for assessing the reasonableness of the NRV estimated.



# INDEPENDENT AUDITOR'S REPORT



**To the shareholders of Balk 1798 Group Limited**  
**(formerly known as “Pacray International Holdings Limited”)**  
*(Incorporated in Bermuda with limited liability)*

## OTHER INFORMATION INCLUDED IN THE ANNUAL REPORT

The directors of the Company are responsible for the other information. The other information comprises the information included in the Annual Report, other than the consolidated financial statements and our auditor's report thereon.

Our opinion on the consolidated financial statements does not cover the other information and we do not express any form of assurance conclusion thereon.

In connection with our audit of the consolidated financial statements, our responsibility is to read the other information and, in doing so, consider whether the other information is materially inconsistent with the consolidated financial statements or our knowledge obtained in the audit or otherwise appears to be materially misstated. If, based on the work we have performed, we conclude that there is a material misstatement of this other information, we are required to report that fact. We have nothing to report in this regard.

## RESPONSIBILITIES OF THE DIRECTORS FOR THE CONSOLIDATED FINANCIAL STATEMENTS

The directors of the Company are responsible for the preparation of the consolidated financial statements that give a true and fair view in accordance with HKFRSs issued by the HKICPA and the disclosure requirements of the Hong Kong Companies Ordinance, and for such internal control as the directors determine is necessary to enable the preparation of the consolidated financial statements that are free from material misstatement, whether due to fraud or error.

In preparing the consolidated financial statements, the directors of the Company are responsible for assessing the Group's ability to continue as a going concern, disclosing, as applicable, matters related to going concern and using the going concern basis of accounting unless the directors of the Company either intend to liquidate the Group or to cease operations or have no realistic alternative but to do so.

The directors of the Company are assisted by the Audit Committee in discharging their responsibilities for overseeing the Group's financial reporting process.

# INDEPENDENT AUDITOR'S REPORT

**To the shareholders of Balk 1798 Group Limited  
(formerly known as “Pacray International Holdings Limited”)**

*(Incorporated in Bermuda with limited liability)*

## **AUDITOR'S RESPONSIBILITIES FOR THE AUDIT OF THE CONSOLIDATED FINANCIAL STATEMENTS**

Our objectives are to obtain reasonable assurance about whether the consolidated financial statements as a whole are free from material misstatements, whether due to fraud or error, and to issue an auditor's report that includes our opinion. Our report is made solely to you, as a body, in accordance with section 90 of the Bermuda Companies Act 1981, and for no other purpose. We do not assume responsibility towards or accept liability to any other person for the contents of this report.

Reasonable assurance is a high level of assurance, but is not a guarantee that an audit conducted in accordance with HKSA's will always detect a material misstatement when it exists. Misstatements can arise from fraud or error and are considered material if, individually or in the aggregate, they could reasonably be expected to influence the economic decisions of users taken on the basis of these consolidated financial statements.

As part of an audit in accordance with HKSA's, we exercise professional judgement and maintain professional scepticism throughout the audit. We also:

- Identify and assess the risks of material misstatement of the consolidated financial statements, whether due to fraud or error, design and perform audit procedures responsive to those risks, and obtain audit evidence that is sufficient and appropriate to provide a basis for our opinion. The risk of not detecting a material misstatement resulting from fraud is higher than for one resulting from error, as fraud may involve collusion, forgery, intentional omissions, misrepresentations, or the override of internal control.
- Obtain an understanding of internal control relevant to the audit in order to design audit procedures that are appropriate in the circumstances, but not for the purpose of expressing an opinion on the effectiveness of the Group's internal control.
- Evaluate the appropriateness of accounting policies used and the reasonableness of accounting estimates and related disclosures made by the directors.
- Conclude on the appropriateness of the directors' use of the going concern basis of accounting and, based on the audit evidence obtained, whether a material uncertainty exists related to events or conditions that may cast significant doubt on the Group's ability to continue as a going concern. If we conclude that a material uncertainty exists, we are required to draw attention in our auditor's report to the related disclosures in the consolidated financial statements or, if such disclosures are inadequate, to modify our opinion. Our conclusions are based on the audit evidence obtained up to the date of our auditor's report. However, future events or conditions may cause the Group to cease to continue as a going concern.



# INDEPENDENT AUDITOR'S REPORT



**To the shareholders of Balk 1798 Group Limited**  
**(formerly known as “Pacray International Holdings Limited”)**  
*(Incorporated in Bermuda with limited liability)*

## **AUDITOR'S RESPONSIBILITIES FOR THE AUDIT OF THE CONSOLIDATED FINANCIAL STATEMENTS** *(Continued)*

- Evaluate the overall presentation, structure and content of the consolidated financial statements, including the disclosures, and whether the consolidated financial statements represent the underlying transactions and events in a manner that achieves fair presentation.
- Obtain sufficient appropriate audit evidence regarding the financial information of the entities or business activities within the Group to express an opinion on the consolidated financial statements. We are responsible for the direction, supervision and performance of the group audit. We remain solely responsible for our audit opinion.

We communicate with the Audit Committee regarding, among other matters, the planned scope and timing of the audit and significant audit findings, including any significant deficiencies in internal control that we identify during our audit.

We also provide the Audit Committee with a statement that we have complied with relevant ethical requirements regarding independence and to communicate with them all relationships and other matters that may reasonably be thought to bear on our independence, and where applicable, actions taken to eliminate threats or safeguards applied.

From the matters communicated with the Audit Committee, we determine those matters that were of most significance in the audit of the consolidated financial statements of the current period and are therefore the key audit matters. We describe these matters in our auditor's report unless law or regulation precludes public disclosure about the matter or when, in extremely rare circumstances, we determine that a matter should not be communicated in our report because the adverse consequences of doing so would reasonably be expected to outweigh the public interest benefits of such communication.

The engagement partner on the audit resulting in this independent auditor's report is Fan Chi Hang Stephen.

### **Zenith CPA Limited**

*Certified Public Accountants*

### **Fan Chi Hang Stephen**

Practising Certificate Number: P06144

Hong Kong, 31 March 2023

# CONSOLIDATED STATEMENT OF PROFIT OR LOSS

FOR THE YEAR ENDED 31 DECEMBER 2022

	Notes	2022 HK\$'000	2021 HK\$'000
<b>REVENUE</b>	6	<b>181,076</b>	105,619
Cost of sales		<b>(96,481)</b>	(69,955)
<b>Gross profit</b>		<b>84,595</b>	35,664
Other income and gains, net	7	<b>927</b>	10,941
Selling and distribution costs		<b>(27,693)</b>	(10,244)
General and administrative expenses		<b>(47,588)</b>	(49,114)
Impairment of investment in an associate		<b>–</b>	(20,315)
Finance costs	8	<b>(4,763)</b>	(3,919)
Impairment of financial assets		<b>(2,072)</b>	(7,757)
Share of losses of an associate		<b>–</b>	(7,806)
<b>PROFIT/(LOSS) BEFORE TAX</b>	9	<b>3,406</b>	(52,550)
Income tax expense	12	<b>(5,642)</b>	(290)
<b>LOSS FOR THE YEAR</b>		<b>(2,236)</b>	(52,840)
<b>Attributable to:</b>			
Owners of the Company		<b>(2,236)</b>	(52,840)
<b>LOSS PER SHARE ATTRIBUTABLE TO ORDINARY EQUITY HOLDERS OF THE COMPANY</b>	14	<b>HK(0.60) cents</b>	HK(14.26) cents
– Basic and diluted			





# CONSOLIDATED STATEMENT OF COMPREHENSIVE INCOME

FOR THE YEAR ENDED 31 DECEMBER 2022



	2022 HK\$'000	2021 HK\$'000
<b>LOSS FOR THE YEAR</b>	<b>(2,236)</b>	<b>(52,840)</b>
<b>OTHER COMPREHENSIVE (LOSS)/INCOME</b>		
Other comprehensive (loss)/income that may be reclassified to profit or loss in subsequent periods:		
Exchange differences on translation of foreign operations	(12,972)	2,987
Share of other comprehensive income of an associate	-	177
Disposal of subsidiaries	-	(683)
Net other comprehensive (loss)/income that may be reclassified to profit or loss in subsequent periods	<b>(12,972)</b>	<b>2,481</b>
Other comprehensive loss that will not be reclassified to profit or loss in subsequent periods:		
Equity investments designated at fair value through other comprehensive income:		
Changes in fair value	(4,520)	(3,901)
<b>OTHER COMPREHENSIVE LOSS FOR THE YEAR, NET OF TAX</b>	<b>(17,492)</b>	<b>(1,420)</b>
<b>TOTAL COMPREHENSIVE LOSS FOR THE YEAR</b>	<b>(19,728)</b>	<b>(54,260)</b>
<b>Attributable to:</b>		
Owners of the Company	<b>(19,728)</b>	<b>(54,260)</b>

# CONSOLIDATED STATEMENT OF FINANCIAL POSITION

FOR THE YEAR ENDED 31 DECEMBER 2022

	Notes	2022 HK\$'000	2021 HK\$'000
<b>NON-CURRENT ASSETS</b>			
Property, plant and equipment	15	2,460	3,672
Investment properties	16	30,328	30,328
Right-of-use assets	17(a)	1,266	64
Investment in an associate	18	–	–
Equity investments designated at fair value through other comprehensive income	19	3,900	8,420
Deferred tax assets	20	613	670
Long-term deposits	24	228	–
Total non-current assets		<b>38,795</b>	43,154
<b>CURRENT ASSETS</b>			
Finance lease receivable	21	–	2,431
Inventories	22	174,013	1,346
Trade and bills receivables	23	141,469	34,054
Prepayments, other receivables and other assets	24	3,128	127,649
Loans receivables	25	–	–
Financial assets at fair value through profit or loss	26	67	67
Tax recoverable		157	171
Cash and cash equivalents	27	104,326	86,172
Total current assets		<b>423,160</b>	251,890
<b>CURRENT LIABILITIES</b>			
Trade payables	28	66,398	19,819
Other payables and accruals	29	107,710	15,868
Lease liabilities	17(b)	764	70
Loans from a shareholder	30	–	194,333
Amount due to a shareholder	31	232,644	–
Tax payable		6,393	2,404
Total current liabilities		<b>413,909</b>	232,494
<b>NET CURRENT ASSETS</b>		<b>9,251</b>	19,396
<b>TOTAL ASSETS LESS CURRENT LIABILITIES</b>		<b>48,046</b>	62,550



# CONSOLIDATED STATEMENT OF FINANCIAL POSITION

FOR THE YEAR ENDED 31 DECEMBER 2022



	Notes	2022 HK\$'000	2021 HK\$'000
<b>NON-CURRENT LIABILITIES</b>			
Lease liabilities	17(b)	881	–
<b>NET ASSETS</b>		<b>47,165</b>	<b>62,550</b>
<b>EQUITY</b>			
<b>Equity attributable to owners of the Company</b>			
Share capital	32	37,025	37,025
Other reserves	33	106,552	119,701
Accumulated losses		(96,412)	(94,176)
<b>Total equity</b>		<b>47,165</b>	<b>62,550</b>

**Zhang Fumin**  
Director

**Li Weina**  
Director

# CONSOLIDATED STATEMENT OF CHANGES IN EQUITY

FOR THE YEAR ENDED 31 DECEMBER 2022

	Share capital HK\$'000 (Note 32)	Other reserves HK\$'000 (Note 33)	Accumulated losses HK\$'000	Total HK\$'000
<b>At 1 January 2021</b>	37,025	111,597	(41,336)	107,286
Loss for the year	-	-	(52,840)	(52,840)
<b>Other comprehensive (loss)/income for the year:</b>				
Changes in fair value of equity investments designated at fair value through other comprehensive income	-	(3,901)	-	(3,901)
Exchange differences on translation	-	2,987	-	2,987
Share of other comprehensive income of an associate	-	177	-	177
Disposal of subsidiaries (Note 34(a))	-	(683)	-	(683)
<b>Total comprehensive loss for the year</b>	-	(1,420)	(52,840)	(54,260)
Deemed capital contribution arising from loans from a shareholder	-	9,524	-	9,524
<b>At 31 December 2021 and 1 January 2022</b>	<b>37,025</b>	<b>119,701</b>	<b>(94,176)</b>	<b>62,550</b>
Loss for the year	-	-	(2,236)	(2,236)
<b>Other comprehensive loss for the year:</b>				
Change in fair value of equity investments designated at fair value through other comprehensive income	-	(4,520)	-	(4,520)
Exchange differences on translation	-	(12,972)	-	(12,972)
<b>Total comprehensive loss for the year</b>	-	(17,492)	(2,236)	(19,728)
Deemed capital contribution arising from loans from a shareholder	-	4,343	-	4,343
<b>At 31 December 2022</b>	<b>37,025</b>	<b>106,552</b>	<b>(96,412)</b>	<b>47,165</b>



# CONSOLIDATED STATEMENT OF CASH FLOWS

FOR THE YEAR ENDED 31 DECEMBER 2022



	Notes	2022 HK\$'000	2021 HK\$'000
<b>CASH FLOWS FROM OPERATING ACTIVITIES</b>			
<b>Profit/(loss) before tax</b>		<b>3,406</b>	(52,550)
Adjustments for:			
Interest income	7	(202)	(183)
Interest on loans from a shareholder	8	4,658	3,857
Share of losses of an associate		–	7,806
Depreciation of right-of-use assets	9	703	5,019
Depreciation of property, plant and equipment	9	1,023	927
Fair value losses on financial assets at fair value through profit or loss	7	–	83
Loss on disposal on property, plant and equipment	7	57	–
Gain on disposal of subsidiaries	7	–	(5,595)
Impairment of trade and bills receivables	9	60	100
Impairment of finance lease receivable	9	1,947	1,057
Impairment of loans receivables	9	–	6,582
Impairment of other receivables	9	65	18
Reversal of provision for inventories	9	(778)	(142)
Impairment of investment in an associate		–	20,315
Interest on lease liabilities	8	105	62
		<b>11,044</b>	(12,644)
(Increase)/decrease in inventories		(58,098)	2,174
Increase in trade and bills receivables		(111,059)	(10,774)
Increase in prepayments, other receivables and other assets		(1,622)	(109,700)
Increase/(decrease) in trade payables		48,092	(3,410)
Increase in other payables and accruals		94,827	2,185
Increase in amount due to a shareholder		37,996	–
<b>Cash generated from/(used in) operations</b>		<b>21,180</b>	(132,169)
Income tax (paid)/refunded, net		(1,653)	119
<b>Net cash flows from/(used in) operating activities</b>		<b>19,527</b>	(132,050)

# CONSOLIDATED STATEMENT OF CASH FLOWS

FOR THE YEAR ENDED 31 DECEMBER 2022

	Notes	2022 HK\$'000	2021 HK\$'000
<b>CASH FLOWS FROM INVESTING ACTIVITIES</b>			
Purchase of property, plant and equipment		(25)	(1,800)
Net cash inflows from disposal of subsidiaries	34	–	4,930
Interest received		202	183
Net cash flows from investing activities		177	3,313
<b>CASH FLOWS FROM FINANCING ACTIVITIES</b>			
Increase in loans from a shareholder		–	200,000
Principal portion of lease payments		(319)	(5,649)
Interest element on lease liabilities		(105)	(62)
Decrease in other loan		–	(5,938)
Net cash flows (used in)/from financing activities		(424)	188,351
<b>NET INCREASE IN CASH AND CASH EQUIVALENTS</b>			
Cash and cash equivalents at beginning of year		86,172	28,031
Effect of foreign exchange rate changes, net		(1,126)	(1,473)
<b>CASH AND CASH EQUIVALENTS AT END OF YEAR</b>		<b>104,326</b>	<b>86,172</b>



# NOTES TO THE CONSOLIDATED FINANCIAL STATEMENTS

## 1 CORPORATE AND GROUP INFORMATION

Balk 1798 Group Limited (the “Company”) was incorporated in Bermuda as an investment holding company with limited liability under the Companies Act 1981 of Bermuda. The address of its registered office is Clarendon House, 2 Church Street, Hamilton HM 11, Bermuda. The address of its principal place of business is 28/F, Agricultural Bank of China Tower, 50 Connaught Road Central, Hong Kong. The Company’s shares are listed on the Main Board of The Stock Exchange of Hong Kong Limited (the “Stock Exchange”).

During the year, the Company and its subsidiaries (collectively referred hereinafter as the “Group”) were principally engaged in (i) the design and sales of integrated circuits and semi-conductor parts, (ii) executive jet management services, and (iii) manufacturing and sales of yachts and other yacht related businesses.

In the opinion of the directors, the holding company and ultimate holding company of the Company is Zhongying Int’l Holding Group Limited (“Zhongying Int’l”), which was incorporated in Hong Kong.

Pursuant to a special resolution passed at the annual general meeting of the Company held on 6 June 2022, the shareholders of the Company approved to change the name of the Company from “PacRay International Holdings Limited” to “Balk 1798 Group Limited” and the secondary name of the Company from 「太睿國際控股有限公司」 to 「巴克1798集團有限公司」。 The change of the Company’s name became effective on 8 June 2022.

### Information about subsidiaries

Particulars of the principal subsidiaries of the Company are as follows:

Name	Place of incorporation/ registration and business	Issued ordinary/ registered share capital	Percentage of equity attributable to the Company		Principal activities
			Direct	Indirect	
Able Summit Investment Limited	British Virgin Islands	US\$1	100%	–	Investment holding
PacRay Tourism Development (Hong Kong) Limited	Hong Kong	HK\$10,000	100%	–	Yacht businesses
Balk Yacht (Hainan) Limited* (巴克遊艇(海南)有限公司)#	The PRC	RMB110,000,000	–	100%	Manufacturing and refitting of yacht
International Business Aviation (Hong Kong) Limited	Hong Kong	HK\$2	50%	50%	Executive jet management

# NOTES TO THE CONSOLIDATED FINANCIAL STATEMENTS

## 1 CORPORATE AND GROUP INFORMATION *(Continued)*

### Information about subsidiaries *(Continued)*

Name	Place of incorporation/ registration and business	Issued ordinary/ registered share capital	Percentage of equity attributable to the Company		Principal activities
			Direct	Indirect	
Shanghai SyncMOS Semiconductor Company Limited <sup>#</sup>	The PRC	US\$7,000,000	–	100%	Design, distribution and trading of integrated circuit products and provision of related agency services in the PRC
Synmos Technologies Inc.	British Virgin Islands	US\$1	100%	–	Investment holding
Win Win Property Investments Limited	British Virgin Islands	US\$1	100%	–	Investment holding and sales of yachts
Ideal Best Limited	British Virgin Islands	US\$1	100%	–	Investment holding

\* For identification purposes only

<sup>#</sup> The entity is registered as wholly-foreign-owned enterprise under laws of the People's Republic of China (the "PRC").

The above table lists the subsidiaries of the Company as at 31 December 2022 which, in the opinion of the directors, principally affected the results for the year or formed a substantial portion of the net assets of the Group. To give details of other subsidiaries would, in the opinion of the directors, result in particulars of excessive length.





# NOTES TO THE CONSOLIDATED FINANCIAL STATEMENTS



## 2.1 BASIS OF PREPARATION

These financial statements have been prepared in accordance with the Hong Kong Financial Reporting Standards (“HKFRSs”) (which include all Hong Kong Financial Reporting Standards, Hong Kong Accounting Standards (“HKASs”) and Interpretations) issued by the Hong Kong Institute of Certified Public Accountants (“HKICPA”), accounting principles generally accepted in Hong Kong and the disclosure requirements of the Hong Kong Companies Ordinance. They have been prepared under the historical cost convention, except for investment properties, equity investments designated at fair value through other comprehensive income and financial assets at fair value through profit or loss, which are carried at fair value. These financial statements presented in Hong Kong dollars (“HK\$”) and all values are rounded to the nearest thousand (“HK\$’000”) except which otherwise indicated.

### Basis of consolidation

The consolidated financial statements include the financial statements of the Group for the year ended 31 December 2022. A subsidiary is an entity (including a structured entity), directly or indirectly, controlled by the Company. Control is achieved when the Group is exposed, or has rights, to variable returns from its involvement with the investee and has the ability to affect those returns through its power over the investee (i.e., existing rights that give the Group the current ability to direct the relevant activities of the investee).

Generally, there is a presumption that a majority of voting rights results in control. When the Company has, directly or indirectly, less than a majority of the voting or similar rights of an investee, the Group considers all relevant facts and circumstances in assessing whether it has power over an investee, including:

- (a) the contractual arrangement with the other vote holders of the investee;
- (b) rights arising from other contractual arrangements; and
- (c) the Group’s voting rights and potential voting rights.

The financial statements of the subsidiaries are prepared for the same reporting period as the Company, using consistent accounting policies. The results of subsidiaries are consolidated from the date on which the Group obtains control, and continue to be consolidated until the date that such control ceases.

Profit or loss and each component of other comprehensive income are attributed to the owners of the parent of the Group and to the non-controlling interests, even if this results in the non-controlling interests having a deficit balance. All intra-group assets and liabilities, equity, income, expenses and cash flows relating to transactions between members of the Group are eliminated in full on consolidation.

# NOTES TO THE CONSOLIDATED FINANCIAL STATEMENTS

## 2.1 BASIS OF PREPARATION *(Continued)*

### **Basis of consolidation** *(Continued)*

The Group reassesses whether or not it controls an investee if facts and circumstances indicate that there are changes to one or more of the three elements of control described above. A change in the ownership interest of a subsidiary, without a loss of control, is accounted for as an equity transaction.

If the Group loses control over a subsidiary, it derecognises (i) the assets (including goodwill) and liabilities of the subsidiary, (ii) the carrying amount of any non-controlling interest and (iii) the cumulative translation differences recorded in equity; and recognises (i) the fair value of the consideration received, (ii) the fair value of any investment retained and (iii) any resulting surplus or deficit in profit or loss. The Group's share of components previously recognised in other comprehensive income is reclassified to profit or loss or retained profits, as appropriate, on the same basis as would be required if the Group had directly disposed of the related assets or liabilities.

## 2.2 CHANGES IN ACCOUNTING POLICIES AND DISCLOSURES

The Group has adopted the following revised HKFRSs for the first time for the current year's financial statements.

Amendments to HKFRS 3	<i>Reference to the Conceptual Framework</i>
Amendments to HKAS 16	<i>Property, Plant and Equipment: Proceeds before Intended Use</i>
Amendments to HKAS 37	<i>Onerous Contracts – Cost of Fulfilling a Contract</i>
Annual Improvements to HKFRSs 2018-2020	<i>Amendments to HKFRS 1, HKFRS 9, Illustrative Examples accompanying HKFRS 16, and HKAS 41</i>

The nature and the impact of the revised HKFRSs that are applicable to the Group are described below:

- a) Amendments to HKFRS 3 replace a reference to the previous Framework for the Preparation and Presentation of Financial Statements with a reference to the Conceptual Framework for Financial Reporting (the "Conceptual Framework") issued in June 2018 without significantly changing its requirements. The amendments also add to HKFRS 3 an exception to its recognition principle for an entity to refer to the Conceptual Framework to determine what constitutes an asset or a liability. The exception specifies that, for liabilities and contingent liabilities that would be within the scope of HKAS 37 or HK(IFRIC)-Int 21 if they were incurred separately rather than assumed in a business combination, an entity applying HKFRS 3 should refer to HKAS 37 or HK(IFRIC)-Int 21 respectively instead of the Conceptual Framework. Furthermore, the amendments clarify that contingent assets do not qualify for recognition at the acquisition date. The Group has applied the amendments prospectively to business combinations that occurred on or after 1 January 2022. As there were no business combinations during the year, the amendments did not have any impact on the financial position and performance of the Group.



# NOTES TO THE CONSOLIDATED FINANCIAL STATEMENTS



## 2.2 CHANGES IN ACCOUNTING POLICIES AND DISCLOSURES

*(Continued)*

- b) Amendments to HKAS 16 prohibit an entity from deducting from the cost of an item of property, plant and equipment, any proceeds from selling items produced while bringing that asset to the location and condition necessary for it to be capable of operating in the manner intended by management. Instead, an entity recognises the proceeds from selling any such items, and the cost of producing those items as determined by HKAS 2 Inventories, in profit or loss. The Group has applied the amendments retrospectively to items of property, plant and equipment made available for use on or after 1 January 2021. Since there was no sale of items produced prior to the property, plant and equipment being available for use, the amendment did not have any impact on the financial position or performance of the Group.
- c) Amendments to HKAS 37 clarify that for the purpose of assessing whether a contract is onerous under HKAS 37, the cost of fulfilling the contract comprises the costs that relate directly to the contract. Costs that relate directly to a contract include both the incremental costs of fulfilling that contract (e.g., direct labour and materials) and an allocation of other costs that relate directly to fulfilling that contract (e.g., an allocation of the depreciation charge for an item of property, plant and equipment used in fulfilling the contract as well as contract management and supervision costs). General and administrative costs do not relate directly to a contract and are excluded unless they are explicitly chargeable to the counterparty under the contract. The Group has applied the amendments prospectively to contracts for which it has not yet fulfilled all its obligations at 1 January 2022 and no onerous contracts were identified. Therefore, the amendments did not have any impact on the financial position or performance of the Group.
- d) Annual Improvements to HKFRSs 2018-2020 sets out amendments to HKFRS 1, HKFRS 9, Illustrative Examples accompanying HKFRS 16, and HKAS 41. Details of the amendments that are applicable to the Group are as follows:
- HKFRS 9 Financial Instruments: clarifies the fees that an entity includes when assessing whether the terms of a new or modified financial liability are substantially different from the terms of the original financial liability. These fees include only those paid or received between the borrower and the lender, including fees paid or received by either the borrower or lender on the other's behalf. The Group has applied the amendment prospectively from 1 January 2022. As there was no modification or exchange of the Group's financial liabilities during the year, the amendment did not have any impact on the financial position or performance of the Group.

# NOTES TO THE CONSOLIDATED FINANCIAL STATEMENTS

## 2.3 ISSUED BUT NOT YET EFFECTIVE HONG KONG FINANCIAL REPORTING STANDARDS

The Group has not applied the following new and revised HKFRSs, that have been issued but are not yet effective, in these financial statements.

Amendments to HKFRS 10 and HKAS 28 (2011)	<i>Sale or Contribution of Assets between an Investor and its Associate or Joint Venture<sup>3</sup></i>
Amendments to HKFRS 16	<i>Lease Liability in a Sale and Leaseback<sup>2</sup></i>
HKFRS 17	<i>Insurance Contracts<sup>1</sup></i>
Amendments to HKFRS 17	<i>Insurance Contracts<sup>1, 5</sup></i>
Amendments to HKFRS 17	<i>Initial Application of HKFRS 17 and HKFRS 9 – Comparative Information<sup>6</sup></i>
Amendments to HKAS 1	<i>Classification of Liabilities as Current or Non-current (the “2020 Amendments”)<sup>2, 4</sup></i>
Amendments to HKAS 1	<i>Non-current Liabilities with Covenants (the “2022 Amendments”)<sup>2</sup></i>
Amendments to HKAS 1 and HKFRS Practice Statement 2	<i>Disclosure of Accounting Policies<sup>1</sup></i>
Amendments to HKAS 8	<i>Definition of Accounting Estimates<sup>1</sup></i>
Amendments to HKAS 12	<i>Deferred Tax related to Assets and Liabilities arising from a Single Transaction<sup>1</sup></i>

<sup>1</sup> Effective for annual periods beginning on or after 1 January 2023

<sup>2</sup> Effective for annual periods beginning on or after 1 January 2024

<sup>3</sup> No mandatory effective date yet determined but available for adoption

<sup>4</sup> As a consequence of the 2022 Amendments, the effective date of the 2020 Amendments was deferred to annual periods beginning on or after 1 January 2024. In addition, as a consequence of the 2020 Amendments and 2022 Amendments, Hong Kong Interpretation 5 Presentation of Financial Statements – Classification by the Borrower of a Term Loan that Contains a Repayment on Demand Clause was revised to align the corresponding wording with no change in conclusion

<sup>5</sup> As a consequence of the amendments to HKFRS 17 issued in October 2020, HKFRS 4 was amended to extend the temporary exemption that permits insurers to apply HKAS 39 rather than HKFRS 9 for annual periods beginning before 1 January 2023

<sup>6</sup> An entity that chooses to apply the transition option relating to the classification overlay set out in this amendment shall apply it on initial application of HKFRS 17

Further information about those HKFRSs that are expected to be applicable to the Group is described below.



# NOTES TO THE CONSOLIDATED FINANCIAL STATEMENTS

## 2.3 ISSUED BUT NOT YET EFFECTIVE HONG KONG FINANCIAL REPORTING STANDARDS *(Continued)*

Amendments to HKFRS 10 and HKAS 28 (2011) address an inconsistency between the requirements in HKFRS 10 and in HKAS 28 (2011) in dealing with the sale or contribution of assets between an investor and its associate or joint venture. The amendments require a full recognition of a gain or loss resulting from a downstream transaction when the sale or contribution of assets between an investor and its associate or joint venture constitutes a business. For a transaction involving assets that do not constitute a business, a gain or loss resulting from the transaction is recognised in the investor's profit or loss only to the extent of the unrelated investor's interest in that associate or joint venture. The amendments are to be applied prospectively. The previous mandatory effective date of amendments to HKFRS 10 and HKAS 28 (2011) was removed by the HKICPA in January 2016 and a new mandatory effective date will be determined after the completion of a broader review of accounting for associates and joint ventures. However, the amendments are available for adoption now.

Amendments to HKAS 1 Classification of Liabilities as Current or Non-current clarify the requirements for classifying liabilities as current or non-current, in particular the determination over whether an entity has a right to defer settlement of the liabilities for at least 12 months after the reporting period. Classification of a liability is unaffected by the likelihood that the entity will exercise its right to defer settlement of the liability. The amendments also clarify the situations that are considered a settlement of a liability. In 2022, the HKICPA issued the 2022 Amendments to further clarify that, among covenants of a liability arising from a loan arrangement, only those with which an entity must comply on or before the reporting date affect the classification of that liability as current or non-current. In addition, the 2022 Amendments require additional disclosures by an entity that classifies liabilities arising from loan arrangements as non-current when it has a right to defer settlement of those liabilities that are subject to the entity complying with future covenants within 12 months after the reporting period. The amendments are effective for annual periods beginning on or after 1 January 2024 and shall be applied retrospectively. Earlier application is permitted. An entity that applies the 2020 Amendments early is required to apply simultaneously the 2022 Amendments, and vice versa. Based on a preliminary assessment, the amendment are not expected to have any significant impact on the Group's financial statements.

Amendments to HKAS 1 Disclosure of Accounting Policies require entities to disclose their material accounting policy information rather than their significant accounting policies. Accounting policy information is material if, when considered together with other information included in an entity's financial statements, it can reasonably be expected to influence decisions that the primary users of general purpose financial statements make on the basis of those financial statements. Amendments to HKFRS Practice Statement 2 provide nonmandatory guidance on how to apply the concept of materiality to accounting policy disclosures. Amendments to HKAS 1 are effective for annual periods beginning on or after 1 January 2023 and earlier application is permitted. Since the guidance provided in the amendments to HKFRS Practice Statement 2 is non-mandatory, an effective date for these amendments is not necessary. The Group is currently revisiting the accounting policy disclosures to ensure consistency with the amendments.

Amendments to HKAS 8 clarify the distinction between changes in accounting estimates and changes in accounting policies. Accounting estimates are defined as monetary amounts in financial statements that are subject to measurement uncertainty. The amendments also clarify how entities use measurement techniques and inputs to develop accounting estimates. The amendments are effective for annual reporting periods beginning on or after 1 January 2023 and apply to changes in accounting policies and changes in accounting estimates that occur on or after the start of that period. Earlier application is permitted. The amendments are not expected to have any significant impact on the Group's financial statements.

# NOTES TO THE CONSOLIDATED FINANCIAL STATEMENTS

## 2.3 ISSUED BUT NOT YET EFFECTIVE HONG KONG FINANCIAL REPORTING STANDARDS *(Continued)*

Amendments to HKAS 12 narrow the scope of the initial recognition exception in HKAS 12 so that it no longer applies to transactions that give rise to equal taxable and deductible temporary differences, such as leases and decommissioning obligations. Therefore, entities are required to recognise a deferred tax asset (provided that sufficient taxable profit is available) and a deferred tax liability for temporary differences arising from these transactions. The amendments are effective for annual reporting periods beginning on or after 1 January 2023 and shall be applied to transactions related to leases and decommissioning obligations at the beginning of the earliest comparative period presented, with any cumulative effect recognised as an adjustment to the opening balance of retained profits or other component of equity as appropriate at that date. In addition, the amendments shall be applied prospectively to transactions other than leases and decommissioning obligations. Earlier application is permitted. The amendments are not expected to have any significant impact on the Group's financial statements.

## 3 SUMMARY OF SIGNIFICANT ACCOUNTING POLICIES

### Investments in associates

An associate is an entity in which the Group has a long-term interest of generally not less than 20% of the equity voting rights and over which it is in a position to exercise significant influence. Significant influence is the power to participate in the financial and operating policy decisions of the investee, but is not control or joint control over those policies.

The Group's investments in associates are stated in the consolidated statement of financial position at the Group's share of net assets under the equity method of accounting, less any impairment losses. Adjustments are made to bring into line any dissimilar accounting policies that may exist.

The Group's share of the post-acquisition results and other comprehensive income of associates is included in the consolidated statement of profit or loss and consolidated other comprehensive income, respectively. In addition, when there has been a change recognised directly in the equity of the associate, the Group recognises its share of any changes, when applicable, in the consolidated statement of changes in equity. Unrealised gains and losses resulting from transactions between the Group and its associates are eliminated to the extent of the Group's investments in the associates, except where unrealised losses provide evidence of an impairment of the assets transferred. Goodwill arising from the acquisition of associates is included as part of the Group's investments in associates.

If an investment in an associate becomes an investment in a joint venture, the retained interest is not remeasured. Instead, the investment continues to be accounted for under equity method. In all other cases, upon loss of significant influence over the associate, the Group measures and recognises any retained investment at its fair value. Any difference between the carrying amount of the associate upon loss of significant influence and the fair value of the retained investment and proceeds from disposal is recognised in profit or loss.



# NOTES TO THE CONSOLIDATED FINANCIAL STATEMENTS

## 3 SUMMARY OF SIGNIFICANT ACCOUNTING POLICIES *(Continued)*

### Fair value measurement

The Group measures its investment properties and equity investments at fair value at the end of each reporting period. Fair value is the price that would be received to sell an asset or paid to transfer a liability in an orderly transaction between market participants at the measurement date. The fair value measurement is based on the presumption that the transaction to sell the asset or transfer the liability takes place either in the principal market for the asset or liability, or in the absence of a principal market, in the most advantageous market for the asset or liability. The principal or the most advantageous market must be accessible by the Group. The fair value of an asset or a liability is measured using the assumptions that market participants would use when pricing the asset or liability, assuming that market participants act in their economic best interest.

A fair value measurement of a non-financial asset takes into account a market participant's ability to generate economic benefits by using the asset in its highest and best use or by selling it to another market participant that would use the asset in its highest and best use.

The Group uses valuation techniques that are appropriate in the circumstances and for which sufficient data are available to measure fair value, maximising the use of relevant observable inputs and minimising the use of unobservable inputs.

All assets and liabilities for which fair value is measured or disclosed in the consolidated financial statements are categorised within the fair value hierarchy, described as follows, based on the lowest level input that is significant to the fair value measurement as a whole:

- Level 1 – based on quoted prices (unadjusted) in active markets for identical assets or liabilities
- Level 2 – based on valuation techniques for which the lowest level input that is significant to the fair value measurement is observable, either directly or indirectly
- Level 3 – based on valuation techniques for which the lowest level input that is significant to the fair value measurement is unobservable

For assets and liabilities that are recognised in the financial statements on a recurring basis, the Group determines whether transfers have occurred between levels in the hierarchy by reassessing categorisation (based on the lowest level input that is significant to the fair value measurement as a whole) at the end of each reporting period.

# NOTES TO THE CONSOLIDATED FINANCIAL STATEMENTS

## 3 SUMMARY OF SIGNIFICANT ACCOUNTING POLICIES *(Continued)*

### Impairment of non-financial assets

Where an indication of impairment exists, or when annual impairment testing for an asset is required, the asset's recoverable amount is estimated. An asset's recoverable amount is the higher of the asset's or cash-generating unit's value in use and its fair value less costs of disposal, and is determined for an individual asset, unless the asset does not generate cash inflows that are largely independent of those from other assets or groups of assets, in which case the recoverable amount is determined for the cash-generating unit to which the asset belongs.

An impairment loss is recognised only if the carrying amount of an asset exceeds its recoverable amount. In assessing value in use, the estimated future cash flows are discounted to their present value using a pre-tax discount rate that reflects current market assessments of the time value of money and the risks specific to the asset. An impairment loss is charged to the statement of profit or loss in the period in which it arises in those expense categories consistent with the function of the impaired asset.

An assessment is made at the end of each reporting period as to whether there is an indication that previously recognised impairment losses may no longer exist or may have decreased. If such an indication exists, the recoverable amount is estimated. A previously recognised impairment loss of an asset other than goodwill is reversed only if there has been a change in the estimates used to determine the recoverable amount of that asset, but not to an amount higher than the carrying amount that would have been determined (net of any depreciation/amortisation) had no impairment loss been recognised for the asset in prior years. A reversal of such an impairment loss is credited to the statement of profit or loss in the period in which it arises.


### Related parties

A party is considered to be related to the Group if:

- (a) the party is a person or a close member of that person's family and that person
  - (i) has control or joint control over the Group;
  - (ii) has significant influence over the Group; or
  - (iii) is a member of the key management personnel of the Group or of a parent of the Group;

or

- (b) the party is an entity where any of the following conditions applies:
  - (i) the entity and the Group are members of the same group;
  - (ii) one entity is an associate or joint venture of the other entity (or of a parent, subsidiary or fellow subsidiary of the other entity);





# NOTES TO THE CONSOLIDATED FINANCIAL STATEMENTS

## 3 SUMMARY OF SIGNIFICANT ACCOUNTING POLICIES *(Continued)*

### **Related parties** *(Continued)*

- (b) the party is an entity where any of the following conditions applies: *(Continued)*
  - (iii) the entity and the Group are joint ventures of the same third party;
  - (iv) one entity is a joint venture of a third entity and the other entity is an associate of the third entity;
  - (v) the entity is a post-employment benefit plan for the benefit of employees of either the Group or an entity related to the Group;
  - (vi) the entity is controlled or jointly controlled by a person identified in (a);
  - (vii) a person identified in (a)(i) has significant influence over the entity or is a member of the key management personnel of the entity (or of a parent of the entity); and
  - (viii) the entity, or any member of a group of which it is a part, provides key management personnel services to the Group or to the parent of the Group.

### **Property, plant and equipment and depreciation**

Property, plant and equipment is stated at historical cost less accumulated depreciation and any impairment losses. The cost of an item of property, plant and equipment comprises its purchase price and any directly attributable costs of bringing the asset to its working condition and location for its intended use.

Expenditure incurred after items of property, plant and equipment have been put into operation, such as repairs and maintenance, is normally charged to the statement of profit or loss in the period in which it is incurred. In situations where the recognition criteria are satisfied, the expenditure for a major inspection is capitalised in the carrying amount of the asset as a replacement. Where significant parts of property, plant and equipment are required to be replaced at intervals, the Group recognises such parts as individual assets with specific useful lives and depreciates them accordingly.

# NOTES TO THE CONSOLIDATED FINANCIAL STATEMENTS

## 3 SUMMARY OF SIGNIFICANT ACCOUNTING POLICIES *(Continued)*

### Property, plant and equipment and depreciation *(Continued)*

Depreciation is calculated using the straight-line method to allocate their costs to their residual values over their estimated useful lives, as follows:

Leasehold improvements	4-5 years or shorter of the lease term
Furniture, fixtures and equipment	4-5 years
Motor vehicles	5 years

The assets' residual values and useful lives are reviewed, and adjusted if appropriate, at the end of each reporting period.

An asset's carrying amount is written down immediately to its recoverable amount if the asset's carrying amount is greater than its estimated recoverable amount.

### Investment properties

Investment properties are interest in land and buildings held to earn rental income and/or for capital appreciation, rather than for use the production or supply of goods or services or for administrative purposes' or for sale in the ordinary course of business, such properties are measured initially at cost, including transaction cost. Subsequent to initial recognition, investment properties are stated at fair value, which reflects market conditions at the end of the reporting period.

Gains or losses arising from changes in the fair values of investment properties are included in the statement of profit or loss in the year in which they arise.

Any gains or losses on the disposal of an investment property are recognised in the statement of profit or loss in the year of the disposal.



# NOTES TO THE CONSOLIDATED FINANCIAL STATEMENTS

## 3 SUMMARY OF SIGNIFICANT ACCOUNTING POLICIES *(Continued)*

### Leases

The Group assesses at contract inception whether a contract is, or contains, a lease. A contract is, or contains, a lease if the contract conveys the right to control the use of an identified asset for a period of time in exchange for consideration.

#### The Group as a lessee

The Group applies a single recognition and measurement approach for all leases, except for short-term leases and leases of low-value assets. The Group recognises lease liabilities to make lease payments and right-of-use assets representing the right to use the underlying assets.

##### *(a) Right-of-use assets*

Right-of-use assets are recognised at the commencement date of the lease (that is the date the underlying asset is available for use). Right-of-use assets are measured at cost, less any accumulated depreciation and any impairment losses, and adjusted for any remeasurement of lease liabilities. The cost of right-of-use assets includes the amount of lease liabilities recognised, initial direct costs incurred, and lease payments made at or before the commencement date less any lease incentives received. Right-of-use assets are depreciated on a straight-line basis over the shorter of the lease terms of 2 to 3 years.

##### *(b) Lease liabilities*

Lease liabilities are recognised at the commencement date of the lease at the present value of lease payments to be made over the lease term. The lease payments include fixed payments (including in-substance fixed payments) less any lease incentives receivable, variable lease payments that depend on an index or a rate, and amounts expected to be paid under residual value guarantees. The lease payments also include the exercise price of a purchase option reasonably certain to be exercised by the Group and payments of penalties for termination of a lease, if the lease term reflects the Group exercising the option to terminate the lease. The variable lease payments that do not depend on an index or a rate are recognised as an expense in the period in which the event or condition that triggers the payment occurs.

In calculating the present value of lease payments, the Group uses its incremental borrowing rate at the lease commencement date because the interest rate implicit in the lease is not readily determinable. After the commencement date, the amount of lease liabilities is increased to reflect the accretion of interest and reduced for the lease payments made. In addition, the carrying amount of lease liabilities is remeasured if there is a modification, a change in the lease term, a change in lease payments (e.g., a change to future lease payments resulting from a change in an index or rate) or a change in assessment of an option to purchase the underlying asset.

# NOTES TO THE CONSOLIDATED FINANCIAL STATEMENTS

## 3 SUMMARY OF SIGNIFICANT ACCOUNTING POLICIES *(Continued)*

### Leases *(Continued)*

#### The Group as a lessee *(Continued)*

##### *(c) Short-term leases and leases of low-value assets*

The Group applies the short-term lease recognition exemption to its short-term leases that is those leases that have a lease term of 12 months or less from the commencement date and do not contain a purchase option. It also applies the recognition exemption for leases of low-value assets to leases that are considered to be of low value. (Alternatively) When the Group enters into a lease in respect of a low-value asset, the Group decides whether to capitalise the lease on a lease-by-lease basis. Lease payments on short-term leases and leases of low-value assets are recognised as an expense on a straight-line basis over the lease term.

#### The Group as a lessor

When the Group acts as a lessor, it classifies at lease inception (or when there is a lease modification) each of its leases as either an operating lease or a finance lease.

Leases in which the Group does not transfer substantially all the risks and rewards incidental to ownership of an asset are classified as operating leases. When a contract contains lease and non-lease components, the Group allocates the consideration in the contract to each component on a relative stand-alone selling price basis. Rental income is accounted for on a straight-line basis over the lease terms and is included in revenue in the statement of profit or loss due to its operating nature. Initial direct costs incurred in negotiating and arranging an operating lease are added to the carrying amount of the leased asset and recognised over the lease term on the same basis as rental income. Contingent rents are recognised as revenue in the period in which they are earned.

Leases that transfer substantially all the risks and rewards incidental to ownership of an underlying asset to the lessee are accounted for as finance leases.

## Investments and other financial assets

### Initial recognition and measurement

Financial assets are classified, at initial recognition, as subsequently measured at amortised cost, fair value through other comprehensive income, and fair value through profit or loss.

The classification of financial assets at initial recognition depends on the financial asset's contractual cash flow characteristics and the Group's business model for managing them. With the exception of trade and bills receivables that do not contain a significant financing component or for which the Group has applied the practical expedient of not adjusting the effect of a significant financing component, the Group initially measures a financial asset at its fair value, plus in the case of a financial asset not at fair value through profit or loss, transaction costs. Trade and bills receivables that do not contain a significant financing component or for which the Group has applied the practical expedient are measured at the transaction price determined under HKFRS 15 in accordance with the policies set out for "Revenue recognition" below.

In order for a financial asset to be classified and measured at amortised cost or fair value through other comprehensive income, it needs to give rise to cash flows that are solely payments of principal and interest ("SPPI") on the principal amount outstanding. Financial assets with cash flows that are not SPPI are classified and measured at fair value through profit or loss, irrespective of the business model.

# NOTES TO THE CONSOLIDATED FINANCIAL STATEMENTS

## 3 SUMMARY OF SIGNIFICANT ACCOUNTING POLICIES *(Continued)*

### Investments and other financial assets *(Continued)*

#### Initial recognition and measurement *(Continued)*

The Group's business model for managing financial assets refers to how it manages its financial assets in order to generate cash flows. The business model determines whether cash flows will result from collecting contractual cash flows, selling the financial assets, or both. Financial assets classified and measured at amortised cost are held within a business model with the objective to hold financial assets in order to collect contractual cash flows, while financial assets classified and measured at fair value through other comprehensive income are held within a business model with the objective of both holding to collect contractual cash flows and selling. Financial assets which are not held within the aforementioned business models are classified and measured at fair value through profit or loss.

All regular way purchases and sales of financial assets are recognised on the trade date, that is, the date that the Group commits to purchase or sell the asset. Regular way purchases or sales are purchases or sales of financial assets that require delivery of assets within the period generally established by regulation or convention in the marketplace.

#### Subsequent measurement

The subsequent measurement of financial assets depends on their classification as follows:

##### *Financial assets at amortised cost (debt instruments)*

Financial assets at amortised cost are subsequently measured using the effective interest method and are subject to impairment. Gains and losses are recognised in the statement of profit or loss when the asset is derecognised, modified or impaired.

##### *Financial assets designated at fair value through other comprehensive income (equity investments)*

Upon initial recognition, the Group can elect to classify irrevocably its equity investments as equity investments designated at fair value through other comprehensive income when they meet the definition of equity under HKAS 32 Financial Instruments: Presentation and are not held for trading. The classification is determined on an instrument-by-instrument basis.

Gains and losses on these financial assets are never recycled to the statement of profit or loss. Dividends are recognised as other income in the statement of profit or loss when the right of payment has been established, it is probable that the economic benefits associated with the dividend will flow to the Group and the amount of the dividend can be measured reliably, except when the Group benefits from such proceeds as a recovery of part of the cost of the financial asset, in which case, such gains are recorded in other comprehensive income. Equity investments designated at fair value through other comprehensive income are not subject to impairment assessment.

# NOTES TO THE CONSOLIDATED FINANCIAL STATEMENTS

## 3 SUMMARY OF SIGNIFICANT ACCOUNTING POLICIES *(Continued)*

### Investments and other financial assets *(Continued)*

#### Subsequent measurement *(Continued)*

##### *Financial assets at fair value through profit or loss*

Financial assets at fair value through profit or loss are carried in the statement of financial position at fair value with net changes in fair value recognised in the statement of profit or loss.

This category includes derivative instruments and equity investments which the Group had not irrevocably elected to classify at fair value through other comprehensive income. Dividends on equity investments classified as financial assets at fair value through profit or loss are also recognised as other income in the statement of profit or loss when the right of payment has been established, it is probable that the economic benefits associated with the dividend will flow to the Group and the amount of the dividend can be measured reliably.

### Derecognition of financial assets

A financial asset (or, where applicable, a part of a financial asset or part of a group of similar financial assets) is primarily derecognised (i.e., removed from the Group's consolidated statement of financial position) when:

- the rights to receive cash flows from the asset have expired; or
- the Group has transferred its rights to receive cash flows from the asset or has assumed an obligation to pay the received cash flows in full without material delay to a third party under a "pass-through" arrangement; and either (a) the Group has transferred substantially all the risks and rewards of the asset, or (b) the Group has neither transferred nor retained substantially all the risks and rewards of the asset, but has transferred control of the asset.

When the Group has transferred its rights to receive cash flows from an asset or has entered into a pass-through arrangement, it evaluates if and to what extent it has retained the risk and rewards of ownership of the asset. When it has neither transferred nor retained substantially all the risks and rewards of the asset nor transferred control of the asset, the Group continues to recognise the transferred asset to the extent of the Group's continuing involvement. In that case, the Group also recognises an associated liability. The transferred asset and the associated liability are measured on a basis that reflects the rights and obligations that the Group has retained.

Continuing involvement that takes the form of a guarantee over the transferred asset is measured at the lower of the original carrying amount of the asset and the maximum amount of consideration that the Group could be required to repay.



# NOTES TO THE CONSOLIDATED FINANCIAL STATEMENTS

## 3 SUMMARY OF SIGNIFICANT ACCOUNTING POLICIES *(Continued)*

### Impairment of financial assets

The Group recognises an allowance for expected credit losses (“ECLs”) for all debt instruments not held at fair value through profit or loss. ECLs are based on the difference between the contractual cash flows due in accordance with the contract and all the cash flows that the Group expects to receive, discounted at an approximation of the original effective interest rate. The expected cash flows will include cash flows from the sale of collateral held or other credit enhancements that are integral to the contractual terms.

#### General approach

ECLs are recognised in two stages. For credit exposures for which there has not been a significant increase in credit risk since initial recognition, ECLs are provided for credit losses that result from default events that are possible within the next 12-months (a 12-month ECL). For those credit exposures for which there has been a significant increase in credit risk since initial recognition, a loss allowance is required for credit losses expected over the remaining life of the exposure, irrespective of the timing of the default (a lifetime ECL).

At each reporting date, the Group assesses whether the credit risk on a financial instrument has increased significantly since initial recognition. When making the assessment, the Group compares the risk of a default occurring on the financial instrument as at the reporting date with the risk of a default occurring on the financial instrument as at the date of initial recognition and considers reasonable and supportable information that is available without undue cost or effort, including historical and forward-looking information. The Group considers that there has been a significant decrease in credit risk when contractual payment are less than 30 days past due.

The Group considers a financial asset in default when contractual payments are 90 days past due. However, in certain cases, the Group may also consider a financial asset to be in default when internal or external information indicates that the Group is unlikely to receive the outstanding contractual amounts in full before taking into account any credit enhancements held by the Group. A financial asset is written off when there is no reasonable expectation of recovering the contractual cash flows.

# NOTES TO THE CONSOLIDATED FINANCIAL STATEMENTS

## 3 SUMMARY OF SIGNIFICANT ACCOUNTING POLICIES *(Continued)*

### Impairment of financial assets *(Continued)*

#### General approach *(Continued)*

Financial assets at amortised cost are subject to impairment under the general approach and they are classified within the following stages for measurement of ECLs except for trade receivables which apply the simplified approach as detailed below:

- Stage 1 – Financial instruments for which credit risk has not increased significantly since initial recognition and for which the loss allowance is measured at an amount equal to 12-month ECLs
- Stage 2 – Financial instruments for which credit risk has increased significantly since initial recognition but that are not credit-impaired financial assets and for which the loss allowance is measured at an amount equal to lifetime ECLs
- Stage 3 – Financial assets that are credit-impaired at the reporting date (but that are not purchased or originated credit-impaired) and for which the loss allowance is measured at an amount equal to lifetime ECLs

#### Simplified approach

For trade receivables that do not contain a significant financing component or when the Group applies the practical expedient of not adjusting the effect of a significant financing component, the Group applies the simplified approach in calculating ECLs. Under the simplified approach, the Group does not track changes in credit risk, but instead recognises a loss allowance based on lifetime ECLs at each reporting date. The Group has established a provision matrix that is based on its historical credit loss experience, adjusted for forward-looking factors specific to the debtors and the economic environment.

For trade receivables that contain a significant financing component, the Group chooses as its accounting policy to adopt the general approach in calculating ECLs with policies as described above.





# NOTES TO THE CONSOLIDATED FINANCIAL STATEMENTS

## 3 SUMMARY OF SIGNIFICANT ACCOUNTING POLICIES *(Continued)*

### Financial liabilities

#### Initial recognition and measurement

Financial liabilities are classified, at initial recognition, as loans and borrowings or payables.

All financial liabilities are recognised initially at fair value and, in the case of loans and borrowings and payables, net of directly attributable transaction costs.

The Group's financial liabilities include lease liabilities, amount due to a shareholder, trade and other payables.

#### Subsequent measurement

##### *Financial liabilities at amortised cost (loans and borrowings)*

After initial recognition, financial liabilities are subsequently measured at amortised cost, using the effective interest rate method unless the effect of discounting would be immaterial, in which case they are stated at cost. Gains and losses are recognised in the statement of profit or loss when the liabilities are derecognised as well as through the effective interest rate amortisation process.

Amortised cost is calculated by taking into account any discount or premium on acquisition and fees or costs that are an integral part of the effective interest rate. The effective interest rate amortisation is included in the statement of profit or loss.

### Derecognition of financial liabilities

A financial liability is derecognised when the obligation under the liability is discharged or cancelled, or expires.

When an existing financial liability is replaced by another from the same lender on substantially different terms, or the terms of an existing liability are substantially modified, such an exchange or modification is treated as a derecognition of the original liability and a recognition of a new liability, and the difference between the respective carrying amounts is recognised in the statement of profit or loss.

### Inventories

Inventories are stated at the lower of cost and net realisable value. Cost is determined on the weighted average method. The cost of finished goods and work in progress comprises raw materials, direct labour, other indirect costs and related production overheads based on normal operating capacity. Net realisable value is based on estimated selling price less any estimated costs to be incurred to completion and disposal.

# NOTES TO THE CONSOLIDATED FINANCIAL STATEMENTS

## 3 SUMMARY OF SIGNIFICANT ACCOUNTING POLICIES *(Continued)*

### Cash and cash equivalents

For the purpose of the consolidated statement of cash flows, cash and cash equivalents comprise cash on hand and demand deposits, are subject to an insignificant risk of changes in value, and have a short maturity of generally within three months when acquired, less bank overdrafts which are repayable on demand and form an integral part of the Group's cash management.

For the purpose of the consolidated statement of financial position, cash and cash equivalents comprise cash on hand and at banks, including term deposits, and assets similar in nature to cash, which are not restricted as to use.

### Provisions

A provision is recognised when a present obligation (legal or constructive) has arisen as a result of a past event and it is probable that a future outflow of resources will be required to settle the obligation, provided that a reliable estimate can be made of the amount of the obligation.

When the effect of discounting is material, the amount recognised for a provision is the present value at the end of the reporting period of the future expenditures expected to be required to settle the obligation. The increase in the discounted present value amount arising from the passage of time is included in finance costs in the statement of profit or loss.

### Income tax

Income tax comprises current and deferred tax.

Current tax assets and liabilities are measured at the amount expected to be recovered from or paid to the taxation authorities, based on tax rates (and tax laws) that have been enacted or substantively enacted by the end of the reporting period, taking into consideration interpretations and practices prevailing in the countries in which the Group operates.

Deferred tax is provided, using the liability method, on all temporary differences at the end of the reporting period between the tax bases of assets and liabilities and their carrying amounts for financial reporting purposes.

Deferred tax liabilities are recognised for all taxable temporary differences, except:

- when the deferred tax liability arises from the initial recognition of goodwill or an asset or liability in a transaction that is not a business combination and, at the time of the transaction, affects neither the accounting profit nor taxable profit or loss; and
- in respect of taxable temporary differences associated with investments in subsidiaries and associates, when the timing of the reversal of the temporary differences can be controlled and it is probable that the temporary differences will not reverse in the foreseeable future.



# NOTES TO THE CONSOLIDATED FINANCIAL STATEMENTS

## 3 SUMMARY OF SIGNIFICANT ACCOUNTING POLICIES *(Continued)*

### **Income tax** *(Continued)*

Deferred tax assets are recognised for all deductible temporary differences, and the carryforward of unused tax credits and any unused tax losses. Deferred tax assets are recognised to the extent that it is probable that taxable profit will be available against which the deductible temporary differences, the carryforward of unused tax credits and unused tax losses can be utilised, except:

- when the deferred tax asset relating to the deductible temporary differences arises from the initial recognition of an asset or liability in a transaction that is not a business combination and, at the time of the transaction, affects neither the accounting profit nor taxable profit or loss; and
- in respect of deductible temporary differences associated with investments in subsidiaries and associates, deferred tax assets are only recognised to the extent that it is probable that the temporary differences will reverse in the foreseeable future and taxable profit will be available against which the temporary differences can be utilised.

The carrying amount of deferred tax assets is reviewed at the end of each reporting period and reduced to the extent that it is no longer probable that sufficient taxable profit will be available to allow all or part of the deferred tax asset to be utilised. Unrecognised deferred tax assets are reassessed at the end of each reporting period and are recognised to the extent that it has become probable that sufficient taxable profit will be available to allow all or part of the deferred tax asset to be recovered.

Deferred tax assets and liabilities are measured at the tax rates that are expected to apply to the period when the asset is realised or the liability is settled, based on tax rates (and tax laws) that have been enacted or substantively enacted by the end of the reporting period.

Deferred tax assets and deferred tax liabilities are offset if a legally enforceable right exists to set off current tax assets against current tax liabilities and the deferred taxes relate to the same taxable entity and the same taxation authority.

### **Government grants**

Government grants are recognised at their fair value where there is reasonable assumption that the grant will be received and all attaching conditions will be complied with. When the grant relates to an expense items, it is recognised as income on a systematic basis over the periods that the costs, for which it is intended to compensate, are expensed.

# NOTES TO THE CONSOLIDATED FINANCIAL STATEMENTS

## 3 SUMMARY OF SIGNIFICANT ACCOUNTING POLICIES *(Continued)*

### Revenue recognition

#### Revenue from contracts with customers

Revenue from contracts with customers is recognised when control of goods or services is transferred to the customers at an amount that reflects the consideration to which the Group expects to be entitled in exchange for those goods or services.

When the consideration in a contract includes a variable amount, the amount of consideration is estimated to which the Group will be entitled in exchange for transferring the goods or services to the customer. The variable consideration is estimated at contract inception and constrained until it is highly probable that a significant revenue reversal in the amount of cumulative revenue recognised will not occur when the associated uncertainty with the variable consideration is subsequently resolved.

When the contract contains a financing component which provides the customer with a significant benefit of financing the transfer of goods or services to the customer for more than one year, revenue is measured at the present value of the amount receivable, discounted using the discount rate that would be reflected in a separate financing component which provides the Group a significant financial benefit for more than one year, revenue recognised under the contract includes the interest expense accreted on the contract liability under the effective interest method. For a contract where the period between the payment by the customer and the transfer of the promised goods or services is one year or less, the transaction price is not adjusted for the effects of a significant financing component, using the practical expedient in HKFRS 15.

- (a) Revenue from the sale of goods is recognised at the point in time when control of the asset is transferred to the customer, generally on delivery of goods.
- (b) Executive jet and super yacht management service fees are recognised when such services are rendered.

#### Revenue from other sources

##### *(a) Finance lease income*

Finance lease income is recognised on an accrual basis using effective interest method by applying the rate that exactly discounts the estimated future cash receipts through the expected life of the next investment of the finance lease or a shorter period, when appropriate, to the net carrying amount of the next investment of the finance lease.

##### *(b) Interest income*

Interest income is recognised on an accrual basis using the effective interest method by applying the rate that exactly discounts the estimated future cash receipts over the expected life of the financial instrument or a shorter period, when appropriate, to the net carrying amount of the financial asset.



# NOTES TO THE CONSOLIDATED FINANCIAL STATEMENTS

## 3 SUMMARY OF SIGNIFICANT ACCOUNTING POLICIES *(Continued)*

### Revenue recognition *(Continued)*

#### Revenue from other sources *(Continued)*

(c) *Dividend income*

Dividend income is recognised when the shareholders' right to receive payment has been established, it is probable that the economic benefits associated with the dividend will flow to the Group and the amount of the dividend can be measured reliably.

#### Other income

Management fee income is recognised when management services are rendered.

### Contract liabilities

A contract liability is recognised when a payment is received or a payment is due (whichever is earlier) from a customer before the Group transfers the related goods or services. Contract liabilities are recognised as revenue when the Group performs under the contract (i.e., transfers control of the related goods or services to the customer).

### Employee benefits

(a) *Employee leave entitlements*

Employee entitlements to annual leave are recognised when they accrue to employees. A provision is made for the estimated liability for annual leave as a result of services rendered by employees up to the reporting date. Employee entitlements to sick leave and maternity or paternity leave are not recognised until the time of leave.

(b) *Bonus plans*

Provision for bonus plans is recognised when the Group has a present legal or constructive obligation as a result of services rendered by employees and a reliable estimate of the obligation can be made.

# NOTES TO THE CONSOLIDATED FINANCIAL STATEMENTS

## 3 SUMMARY OF SIGNIFICANT ACCOUNTING POLICIES *(Continued)*

### Employee benefits *(Continued)*

#### *(c) Retirement benefits schemes*

The Group contributes to various employee retirement benefit plans organised by municipal and provincial governments in Mainland China for its PRC based employees. Under these plans, the municipal and provincial governments undertake to assume the retirement benefit obligations of all existing and future retired PRC based employees of the Group. Contributions to these plans are expensed as incurred. The Group has no further payment obligations once the contributions have been paid.

The Group's contributions to the Mandatory Provident Fund Scheme established under the Hong Kong Mandatory Provident Fund Schemes Ordinance are expensed as incurred. Both the Group and its employees in Hong Kong are required to contribute 5% of each individual's relevant income with a maximum amount of HK\$1,500 per month as a mandatory contribution. Employees may also elect to contribute more than the minimum as a voluntary contribution. The assets of the scheme are held separately from those of the Group and managed by independent professional fund managers. The Group has no further payment obligations once the contributions have been paid.

### Borrowing costs

Borrowing costs consist of interest and other costs that an entity incurs in connection with the borrowing of funds.

### Foreign currencies

These financial statements are presented in Hong Kong dollars, which is the Company's functional currency. Each entity in the Group determines its own functional currency and items included in the financial statements of each entity are measured using that functional currency. Foreign currency transactions recorded by the entities in the Group are initially recorded using their respective functional currency rates prevailing at the dates of the transactions. Monetary assets and liabilities denominated in foreign currencies are translated at the functional currency rates of exchange ruling at the end of the reporting period. Differences arising on settlement or translation of monetary items are recognised in the statement of profit or loss.

Differences arising on settlement or translation of monetary items are recognised in the statement of profit or loss. These are recognised in other comprehensive income until the net investment is disposed of, at which time the cumulative amount is reclassified to the statement of profit or loss. Tax charges and credits attributable to exchange differences on those monetary items are also recorded in other comprehensive income.

Non-monetary items that are measured in terms of historical cost in a foreign currency are translated using the exchange rates at the dates of the initial transactions. Non-monetary items measured at fair value in a foreign currency are translated using the exchange rates at the date when the fair value was measured. The gain or loss arising on translation of a non-monetary item measured at fair value is treated in line with the recognition of the gain or loss on change in fair value of the item (i.e., translation difference on the item whose fair value gain or loss is recognised in other comprehensive income or profit or loss is also recognised in other comprehensive income or profit or loss, respectively).

# NOTES TO THE CONSOLIDATED FINANCIAL STATEMENTS

## 4 SIGNIFICANT ACCOUNTING JUDGEMENTS AND ESTIMATES

The functional currencies of the Group's overseas subsidiaries, are currencies other than the Hong Kong dollar. As at the end of the reporting period, the assets and liabilities of these entities are translated into Hong Kong dollars at the exchange rates prevailing at the end of the reporting period and their statements of profit or loss are translated into Hong Kong dollars at the weighted average exchange rates for the year.

The resulting exchange differences are recognised in other comprehensive income and accumulated in the exchange reserve. On disposal of a foreign operation, the component of other comprehensive income relating to that particular foreign operation is recognised in the statement of profit or loss.

For the purpose of the consolidated statement of cash flows, the cash flows of overseas subsidiaries are translated into Hong Kong dollars at the exchange rates ruling at the dates of the cash flows. Frequently recurring cash flows of overseas subsidiaries which arise throughout the year are translated into Hong Kong dollars at the weighted average exchange rates for the year.

Estimates and judgements used are continually evaluated and are based on historical experience and other factors, including expectations of future events that are believed to be reasonable under the circumstances.

The Group makes estimates and assumptions concerning the future. The resulting accounting estimates will, by definition, seldom equal the related actual results. The estimates and assumptions that have a significant risk of causing a material adjustment to the carrying amounts of assets and liabilities within the next financial year are addressed below.

### Provision for Inventories

Inventories are carried at the lower of cost and net realisable value. The cost of inventories is written down to net realisable value when there is objective evidence that the cost of inventories may not be recoverable. The cost of inventories may not be recoverable if those inventories are aged and damaged, if they have become wholly or partially obsolete, or if their selling prices have declined. The cost of inventories may also not be recoverable if the estimated costs to be incurred to make the sales have increased.

The amount written off to the statement of profit or loss is the difference between the carrying value and net realisable value of the inventories. In determining whether the inventories can be recoverable, significant judgement is required. In making this judgement, the Group evaluates, among other factors, the duration and extent by all means to which the amount will be recovered.

### Impairment of loans receivables

The Group establishes, through charges against the statement of profit or loss, impairment allowance in respect of estimated incurred loss in loans receivables.

Impairment of loans receivables is assessed on ECL basis under general approach. Assessment are done based on the Group's historical credit loss experience, general conditions, internal credit ratings and an assessment of both the current conditions at the reporting date as well as the forecast of future conditions. The provision of ECL is sensitive to changes in estimates. The information about the ECL and the Group's loans receivables are disclosed in note 25 to the consolidated financial statements.

# NOTES TO THE CONSOLIDATED FINANCIAL STATEMENTS

## 4 SIGNIFICANT ACCOUNTING JUDGEMENTS AND ESTIMATES

*(Continued)*

### Provision for ECL on trade receivables

The Group uses a provision matrix to calculate ECL for trade receivables. The provision rates are based on day past due for grouping of various customers' segments that have similar loss patterns.

The provision matrix is mainly based on the Group's historical observed default rates. The Group will calibrate the matrix to adjust historical credit loss experience with forward-looking information. At each reporting date, the historical observed default rates are updated and changes in the forward-looking estimates are analysed.

The assessment of correlation among historical observed rates, forecast economic conditions and ECLs is a significant estimate. The Group's historical credit loss experience and forecast of economic conditions may also not be representative of a customer's actual default in the future. The information about the ECLs on the Group's trade receivables is disclosed in note 23 to the consolidated financial statements.

### Estimation of fair value of investment properties

In the absence of current prices in an active market for similar properties, the Group considers information from a variety of sources, including:

- (a) current prices in an active market for properties of a different nature, condition or location, adjusted to reflect those differences;
- (b) recent prices of similar properties on less active markets, with adjustments to reflect any changes in economic conditions since the dates of the transactions that occurred at those prices; and discounted cash flow projections based on reliable estimates of future cash flows, supported by the terms of any existing lease and other contracts and (when possible) by external evidence such as current market rents for similar properties in the same location and condition, and using discount rates that reflect current market assessments of the uncertainty in the amount and timing of the cash flows.

The carrying amount of investment properties at 31 December 2022 was HK\$30,328,000, details of which are set out in note 16 to the consolidated financial statements.

### Impairment of investments in associates

As at 31 December 2022, the Group's carrying value of its investments in Red Power Group, an associate of the Group, amounted to nil. For impairment testing, the Group performed an impairment assessment and calculated the value in use of Red Power Group, using a discounted cash flow model with a forecast compiled by the management of Red Power Group. In carrying out the impairment assessment, significant judgements and assumptions are required to estimate the value in use which was estimated based on management forecast. Further details are set out in note 18 to the consolidated financial statements.





# NOTES TO THE CONSOLIDATED FINANCIAL STATEMENTS

## 4 SIGNIFICANT ACCOUNTING JUDGEMENTS AND ESTIMATES

*(Continued)*

### Impairment of non-financial assets

The Group assesses whether there are any indicators of impairment for all non-financial assets at the end of each reporting period. Other non-financial assets are tested for impairment when there are indicators that the carrying amounts may not be recoverable. An impairment exists when the carrying value of an asset or a cash-generating unit exceeds its recoverable amount, which is the higher of its fair value less costs of disposal and its value in use. The calculation of the fair value less costs of disposal is based on available data from binding sales transactions in an arm's length transaction of similar assets or observable market prices less incremental costs for disposing of the asset. When value in use calculations are undertaken, management must estimate the expected future cash flows from the asset or cash-generating unit and choose a suitable discount rate in order to calculate the present value of those cash flows.

## 5 OPERATING SEGMENT INFORMATION

For management's purpose, the Group is organised into business units based on their products and services and has five reportable operating segments as follows:

- (i) design and sales of integrated circuits and semi-conductor parts used in industrial and household measuring tools and display products;
- (ii) executive jet management services;
- (iii) manufacturing and sales of yachts and other yacht related businesses ("Yacht businesses");
- (iv) property investment; and
- (v) the "Headquarter and others" segment comprises principally the Group's corporate administrative and investment functions performed by the headquarter and provision of finance lease services.

# NOTES TO THE CONSOLIDATED FINANCIAL STATEMENTS

## 5 OPERATING SEGMENT INFORMATION *(Continued)*

These main operations are the basis on which the management identifies the primary segment information.

The management regularly reviews the basis in order to make decisions about resources to be allocated to the segment and assess its performance.

	Design and sales of integrated circuits HK\$'000	Executive jet management HK\$'000	Yacht businesses HK\$'000	Property investment HK\$'000	Headquarter and others HK\$'000	Total HK\$'000
<b>Year ended 31 December 2022</b>						
Revenue from external customers	34,527	26,782	119,767	-	-	181,076
Operating profit/(loss)	1,874	(93)	23,348	-	(21,925)	3,204
Interest income	107	-	90	-	5	202
Profit/(loss) before income tax	1,981	(93)	23,438	-	(21,920)	3,406
<b>Other segment information:</b>						
Depreciation of property, plant and equipment	(534)	-	-	-	(489)	(1,023)
Depreciation of right-of-use assets	(703)	-	-	-	-	(703)
Reversal of provision for inventories	778	-	-	-	-	778
Impairment of financial assets	(65)	-	(60)	-	(1,947)	(2,072)
Finance costs	(105)	-	-	-	(4,658)	(4,763)
Capital expenditure*	2,525	-	-	-	-	2,525
Segment assets	38,456	22,594	303,469	30,328	67,108	461,955
Segment liabilities	7,760	19,693	145,243	-	242,094	414,790



# NOTES TO THE CONSOLIDATED FINANCIAL STATEMENTS

## 5 OPERATING SEGMENT INFORMATION *(Continued)*

	Design and sales of integrated circuits HK\$'000	Executive jet management HK\$'000	Yacht businesses HK\$'000	Property investment HK\$'000	Headquarter and others HK\$'000	Total HK\$'000
<b>Year ended 31 December 2021</b>						
Revenue from external customers	39,538	63,805	1,929	-	347	105,619
Operating profit/(loss)	5,344	798	(16,876)	-	(41,999)	(52,733)
Interest income	167	-	16	-	-	183
Profit/(loss) before income tax	5,511	798	(16,860)	-	(41,999)	(52,550)
<b>Other segment information:</b>						
Depreciation of property, plant and equipment	(592)	-	-	-	(335)	(927)
Depreciation of right-of-use assets	(739)	-	-	-	(4,280)	(5,019)
Gain on disposal of subsidiaries	-	-	-	-	5,595	5,595
Share of loss of an associate	-	-	-	-	(7,806)	(7,806)
Impairment of investment in an associate	-	-	-	-	(20,315)	(20,315)
Reversal of provision for inventories	142	-	-	-	-	142
Impairment of financial assets	-	(718)	-	-	(7,039)	(7,757)
Fair value losses on financial assets at fair value through profit or loss	(83)	-	-	-	-	(83)
Finance costs	(22)	-	-	-	(3,897)	(3,919)
Capital expenditure*	308	-	-	-	1,492	1,800
Segment assets	39,201	32,186	125,894	30,328	67,435	295,044
Segment liabilities	9,024	22,374	1,078	-	200,018	232,494

\* Capital expenditure consists of additions to property, plant and equipment and right-of-use assets.

# NOTES TO THE CONSOLIDATED FINANCIAL STATEMENTS

## 5 OPERATING SEGMENT INFORMATION *(Continued)*

### Geographical information

#### (a) Revenue from external customers

	2022 HK\$'000	2021 HK\$'000
Hong Kong	146,549	65,734
The PRC	34,527	39,885
	<b>181,076</b>	<b>105,619</b>

The revenue information above is based on the locations of the customers.

#### (b) Non-current assets

	2022 HK\$'000	2021 HK\$'000
Hong Kong	1,103	1,586
The PRC	2,851	2,150
The Island of Saipan	30,328	30,328
	<b>34,282</b>	<b>34,064</b>

The non-current asset information above is based on the locations of the assets and excludes deferred tax assets and equity investments designated at fair value through other comprehensive income.



# NOTES TO THE CONSOLIDATED FINANCIAL STATEMENTS

## 5 OPERATING SEGMENT INFORMATION *(Continued)*

### Information about major customers

During the years ended 31 December 2022 and 2021, revenue from customers of the corresponding years contributing over 10% of the Group's total revenue are as follows:

	2022 HK\$'000	2021 HK\$'000
Customers A <sup>1</sup>	26,782	63,805
Customers B <sup>2</sup>	118,381	–

<sup>1</sup> The revenue was derived from the executive jet management business.

<sup>2</sup> The revenue was derived from the yacht businesses.

## 6 REVENUE

	2022 HK\$'000	2021 HK\$'000
<i>Revenue from contracts with customers</i>		
Sales of integrated circuits	34,527	39,538
Sales of yacht	118,381	–
Executive jet management services	26,782	63,805
Super yacht management services	1,386	1,929
	<b>181,076</b>	105,272
<i>Revenue from other sources</i>		
Finance lease services	–	347
	<b>181,076</b>	105,619

# NOTES TO THE CONSOLIDATED FINANCIAL STATEMENTS

## 6 REVENUE *(Continued)*

### Revenue from contracts with customers

#### (i) Disaggregated revenue information

For the year ended 31 December 2022

Segments	Design and sales of integrated circuits HK\$'000	Executive jet and super yacht management businesses services HK\$'000	Total HK\$'000
<b>Type of goods or services</b>			
Sales of goods	34,527	118,381	152,908
Management services	–	28,168	28,168
Total revenue from contracts with customers	<u>34,527</u>	<u>146,549</u>	<u>181,076</u>
<b>Geographical markets</b>			
Hong Kong	–	146,549	146,549
The PRC	34,527	–	34,527
Total revenue from contracts with customers	<u>34,527</u>	<u>146,549</u>	<u>181,076</u>
<b>Timing of revenue recognition</b>			
Goods transferred at a point in time	34,527	118,381	152,908
Services provided at a point in time	–	28,168	28,168
Total revenue from contracts with customers	<u>34,527</u>	<u>146,549</u>	<u>181,076</u>



# NOTES TO THE CONSOLIDATED FINANCIAL STATEMENTS

## 6 REVENUE *(Continued)*

### Revenue from contracts with customers *(Continued)*

#### (i) Disaggregated revenue information *(Continued)*

For the year ended 31 December 2021

Segments	Design and sales of integrated circuits HK\$'000	Executive jet and super yacht management businesses services HK\$'000	Total HK\$'000
<b>Type of goods or services</b>			
Sales of goods	39,538	–	39,538
Management services	–	65,734	65,734
Total revenue from contracts with customers	<u>39,538</u>	<u>65,734</u>	<u>105,272</u>
<b>Geographical markets</b>			
Hong Kong	–	65,734	65,734
The PRC	39,538	–	39,538
Total revenue from contracts with customers	<u>39,538</u>	<u>65,734</u>	<u>105,272</u>
<b>Timing of revenue recognition</b>			
Goods transferred at a point in time	39,538	–	39,538
Services provided at a point in time	–	65,734	65,734
Total revenue from contracts with customers	<u>39,538</u>	<u>65,734</u>	<u>105,272</u>

# NOTES TO THE CONSOLIDATED FINANCIAL STATEMENTS

## 6 REVENUE *(Continued)*

### Revenue from contracts with customers *(Continued)*

#### (i) Disaggregated revenue information *(Continued)*

The following table shows the movement in contract liabilities:

	Sales of goods	
	2022 HK\$'000	2021 HK\$'000
Balance at 1 January	2,849	1,717
Decrease in contract liabilities as a result of recognising revenue during the year that was included in the contract liabilities at the beginning of the year	(2,849)	(1,717)
Increase in contract liabilities as a result of cash received	92,028	2,849
Balance at 31 December	92,028	2,849

	Yacht management services	
	2022 HK\$'000	2021 HK\$'000
Balance at 1 January	617	–
Decrease in contract liabilities as a result of recognising revenue during the year that was included in the contract liabilities at the beginning of the year	(617)	–
Increase in contract liabilities as a result of cash received	–	617
Balance at 31 December	–	617





# NOTES TO THE CONSOLIDATED FINANCIAL STATEMENTS

## 6 REVENUE *(Continued)*

### Revenue from contracts with customers *(Continued)*

#### (ii) Performance obligations

Information about the Group's performance obligations is summarised below:

##### *Sales of goods*

The performance obligation is satisfied upon delivery of the goods and payment is generally due within 30 to 90 days from delivery for sales of integrated circuitries and 365 days from delivery for sales of yachts.

##### *Management services*

Revenue is recognised in the amount that equals to the right to invoice with corresponding services rendered to the customer of the Group's performance to date on a monthly basis.

## 7 OTHER INCOME AND GAINS, NET

	2022 HK\$'000	2021 HK\$'000
Interest income	202	183
Management fee income	–	5,050
Government subsidies	383	–
Research and development income	175	–
Gain on disposal of subsidiaries (note 34)	–	5,595
Fair value losses on financial assets at fair value through profit or loss	–	(83)
Loss on disposal of property, plant and equipment	(57)	–
Sundry income	224	196
	<u>927</u>	<u>10,941</u>

## 8 FINANCE COSTS

	2022 HK\$'000	2021 HK\$'000
Interest on lease liabilities (note 17(b))	105	62
Interest on loans from a shareholder	4,658	3,857
	<u>4,763</u>	<u>3,919</u>

# NOTES TO THE CONSOLIDATED FINANCIAL STATEMENTS

## 9 PROFIT/(LOSS) BEFORE TAX

The Group's profit/(loss) before tax was arrived at after charging/(crediting):

	Notes	2022 HK\$'000	2021 HK\$'000
Cost of inventories sold		<b>71,555</b>	14,635
Depreciation of property, plant and equipment	15	<b>1,023</b>	927
Depreciation of right-of-use assets	17(a)	<b>703</b>	5,019
Auditor's remuneration		<b>1,150</b>	1,060
Directors' remuneration	10	<b>1,997</b>	1,932
Employee benefits expenses (excluding directors' remuneration (note 10)):			
Salaries, allowances and benefits in kind		<b>28,233</b>	29,530
Pension scheme contributions		<b>2,584</b>	2,309
		<b>30,817</b>	31,839
Foreign exchange difference, net		<b>123</b>	27
Reversal of provision for inventories*		<b>(778)</b>	(142)
Impairment of finance lease receivables <sup>#</sup>	21	<b>1,947</b>	1,057
Impairment of trade and bills receivables <sup>#</sup>	23	<b>60</b>	100
Impairment of loans receivables <sup>#</sup>	25	<b>–</b>	6,582
Impairment of other receivables <sup>#</sup>	24	<b>65</b>	18

\* Included in "Cost of sales" in the consolidated statement of profit or loss.

<sup>#</sup> Included in "Impairment of financial assets" in the consolidated statement of profit or loss.



# NOTES TO THE CONSOLIDATED FINANCIAL STATEMENTS

## 10 DIRECTORS' REMUNERATION

Directors' remuneration for the year, disclosed pursuant to the Rules Governing the Listing of Securities on the Stock Exchange, Section 383(1)(a), (b), (c) and (f) of the Hong Kong Companies Ordinance and Part 2 of the Companies Regulation (Disclosure of Information about Benefits of Directors), was as follows:

Name of director	Fees	Salaries, allowances and other benefits	Discretionary bonuses	Employer's contribution to retirement benefit	Total
	HK\$'000	shares HK\$'000	premium HK\$'000	contribution HK\$'000	HK\$'000
<b>2022</b>					
<b>Executive directors:</b>					
Mr. Wang Yi (note (i))	941	-	-	15	956
Ms. Li Weina	408	-	-	18	426
Mr. Duan Hongtao (note (v))	15	-	-	-	15
Mr. Zhang Fumin	120	-	-	-	120
	<b>1,484</b>	<b>-</b>	<b>-</b>	<b>33</b>	<b>1,517</b>
<b>Independent non-executive directors:</b>					
Dr. Song Donglin	240	-	-	-	240
Dr. Zhang Shengdong	120	-	-	-	120
Ms. Ching Ching	120	-	-	-	120
	<b>480</b>	<b>-</b>	<b>-</b>	<b>-</b>	<b>480</b>
	<b>1,964</b>	<b>-</b>	<b>-</b>	<b>33</b>	<b>1,997</b>

# NOTES TO THE CONSOLIDATED FINANCIAL STATEMENTS

## 10 DIRECTORS' REMUNERATION *(Continued)*

Name of director	Fees HK\$'000	Salaries, allowances and other benefits HK\$'000	Discretionary bonuses HK\$'000	Employer's contribution to retirement benefit contribution HK\$'000	Total HK\$'000
<b>2021</b>					
<b>Executive directors:</b>					
Mr. Leung Pok Man (note (ii))	132	-	-	-	132
Ms. Lau Mei Ying (note (ii))	132	-	-	-	132
Mr. Xu Yinsheng (note (iii))	330	-	-	12	342
Ms. Li Weina (note (iv))	408	-	-	18	426
Mr. Duan Hongtao (note (v))	90	-	-	-	90
Ms. Liu Wenjia (note (vi))	49	-	-	-	49
Mr. Zhang Fumin (note (iv))	90	-	-	-	90
	<u>1,231</u>	<u>-</u>	<u>-</u>	<u>30</u>	<u>1,261</u>
<b>Non-executive director:</b>					
Mr. Zhou Danqing (note (iii))	<u>210</u>	<u>-</u>	<u>-</u>	<u>11</u>	<u>221</u>
<b>Independent non-executive directors:</b>					
Dr. Song Donglin (note (vii))	180	-	-	-	180
Dr. Zhang Shengdong	120	-	-	-	120
Ms. Ching Ching	120	-	-	-	120
Ms. Weng Yuzhen (note (ii))	<u>30</u>	<u>-</u>	<u>-</u>	<u>-</u>	<u>30</u>
	<u>450</u>	<u>-</u>	<u>-</u>	<u>-</u>	<u>450</u>
	<u>1,891</u>	<u>-</u>	<u>-</u>	<u>41</u>	<u>1,932</u>

There was no arrangement under which a director waived or agreed to waive any remuneration during the year.

*Notes:*

- (i) Appointed on 8 March 2022
- (ii) Resigned on 15 April 2021
- (iii) Resigned on 30 September 2021
- (iv) Appointed on 16 April 2021
- (v) Appointed on 16 April 2021 and resigned on 14 February 2022
- (vi) Appointed on 23 July 2021 and resigned on 17 December 2021
- (vii) Appointed on 15 April 2021



# NOTES TO THE CONSOLIDATED FINANCIAL STATEMENTS

## 11 FIVE HIGHEST PAID EMPLOYEES

One of the five highest paid employees served as directors of the Company during the year (2021: two) whose emoluments are reflected in note 10. Details of the remuneration for the year of the remaining four (2021: three) highest paid employees were as follows:

	2022 HK\$'000	2021 HK\$'000
Salaries, allowances and benefits in kind	6,403	2,709
Pension scheme contribution	71	39
	<u>6,474</u>	<u>2,748</u>

The number of non-director highest paid employees whose remuneration fell within the following bands was as follows:

	Number of individuals	
	2022	2021
Nil-HK\$1,000,000	3	3
HK\$4,000,001-HK\$4,500,000	1	-
	<u>4</u>	<u>3</u>

During the years ended 31 December 2022 and 2021, no emolument was paid by the Group to the directors or the five highest paid employees as an inducement to join or upon joining the Group or as compensation for loss of office.

# NOTES TO THE CONSOLIDATED FINANCIAL STATEMENTS

## 12 INCOME TAX EXPENSE

The Company is exempted from taxation in Bermuda. Hong Kong profits tax has been provided at the rate of 8.25% on the first HK\$2,000,000 estimated assessable profits arising in Hong Kong and 16.5% on such profits above HK\$2,000,000 during the year. Taxes on assessable profits for the PRC subsidiaries are provided at the Enterprise Income Tax rate of 25%.

	2022 HK\$'000	2021 HK\$'000
Current – Hong Kong	5,642	73
– the PRC	–	217
Total tax charge for the year	<u>5,642</u>	<u>290</u>

The tax on the Group's loss before income tax differs from the theoretical amount that would arise using domestic tax rates applicable to loss in the respective countries as follows:

	2022 HK\$'000	2021 HK\$'000
Profit/(loss) before tax	<u>3,406</u>	<u>(52,550)</u>
Tax calculated at domestic tax rates applicable to profit in the respective countries	319	(9,386)
Income not subject to tax	(100)	(2)
Expenses not deductible for tax	1,307	8,262
Profits and losses attributable to an associate	–	1,288
Tax losses not recognised	4,116	189
Others	–	(61)
Income tax expense	<u>5,642</u>	<u>290</u>



# NOTES TO THE CONSOLIDATED FINANCIAL STATEMENTS

## 13 DIVIDEND

No dividend was paid or proposed during the year ended 31 December 2022 nor has any dividend been proposed since the end of the reporting period (2021: Nil).

## 14 LOSS PER SHARE ATTRIBUTABLE TO ORDINARY EQUITY HOLDERS OF THE COMPANY

The calculation of the basic and diluted loss per share are based on:

	2022 HK\$'000	2021 HK\$'000
Loss attributable to ordinary equity holders of the Company used in the basic and diluted loss per share calculation	<u>(2,236)</u>	<u>(52,840)</u>

	Number of shares	
	2022 '000	2021 '000
Weighted average number of ordinary shares in issue during the year used in the basic and diluted loss per share calculation	<u>370,425</u>	<u>370,425</u>

The Group has not issued any potentially dilutive ordinary shares during the years ended 31 December 2022 and 2021.

# NOTES TO THE CONSOLIDATED FINANCIAL STATEMENTS

## 15 PROPERTY, PLANT AND EQUIPMENT

	Leasehold improvements HK\$'000	Furniture, fixtures and equipment HK\$'000	Motor Vehicle HK\$'000	Total HK\$'000
<b>Cost</b>				
At 1 January 2021	103	9,632	980	10,715
Additions	–	361	1,439	1,800
Disposal of subsidiaries (note 34(a))	–	(44)	–	(44)
Exchange realignment	–	430	10	440
At 31 December 2021 and 1 January 2022	<b>103</b>	<b>10,379</b>	<b>2,429</b>	<b>12,911</b>
Additions	–	25	–	25
Disposals	–	(574)	–	(574)
Exchange realignment	–	(782)	(24)	(806)
At 31 December 2022	<b>103</b>	<b>9,048</b>	<b>2,405</b>	<b>11,556</b>
<b>Accumulated depreciation</b>				
At 1 January 2021	(81)	(7,362)	(521)	(7,964)
Charge for the year (note 9)	(7)	(567)	(353)	(927)
Disposal of subsidiaries (note 34(a))	–	10	–	10
Exchange realignment	–	(354)	(4)	(358)
At 31 December 2021 and 1 January 2022	<b>(88)</b>	<b>(8,273)</b>	<b>(878)</b>	<b>(9,239)</b>
Charge for the year (note 9)	<b>(7)</b>	<b>(539)</b>	<b>(477)</b>	<b>(1,023)</b>
Disposals	–	517	–	517
Exchange realignment	–	631	18	649
At 31 December 2022	<b>(95)</b>	<b>(7,664)</b>	<b>(1,337)</b>	<b>(9,096)</b>
<b>Net carrying amount</b>				
At 31 December 2022	<b>8</b>	<b>1,384</b>	<b>1,068</b>	<b>2,460</b>
At 31 December 2021	15	2,106	1,551	3,672





# NOTES TO THE CONSOLIDATED FINANCIAL STATEMENTS

## 16 INVESTMENT PROPERTIES

	2022 HK\$'000	2021 HK\$'000
Investment properties, at fair value	<u>30,328</u>	<u>30,328</u>

The Group's investment properties comprise a leasehold land with certain apartment buildings in the Island of Saipan. The directors have determined that the Group's investment properties are solely the leasehold land, based on the nature, characteristics and risk of each property.

The fair value of the Group's investment properties was based on the valuation performed by Graval Consulting Limited (2021: Gravel Consulting Limited), an independent professional qualified valuer, which was valued at approximately HK\$30,328,000 (2021: HK\$30,328,000). Each year, the management decides the appointment of the external valuer to be responsible for the valuation of the Group's investment properties. The selection criteria include market knowledge, reputation, independence and their professional standards. The management has discussions with the valuer on the valuation assumptions and valuation results when the valuation is performed for financial reporting purpose.

Particular of the Group's investment properties is as follows:

Location	Use	Tenure	Attributable interest of the Group
Tract Number 21942-6 located in Capitol Hill, the Island of Saipan	Residential	Medium term lease	100%

# NOTES TO THE CONSOLIDATED FINANCIAL STATEMENTS

## 16 INVESTMENT PROPERTIES *(Continued)*

### Fair value hierarchy


The following table illustrates the fair value measurement hierarchy of the Group's investment properties:

	Fair value measurement using			Total HK\$'000
	Quoted prices in active markets (Level 1) HK\$'000	Significant observable inputs (Level 2) HK\$'000	Significant unobservable inputs (Level 3) HK\$'000	
2022				
Recurring fair value measurement for:				
Leasehold land	-	-	30,328	30,328
2021				
Recurring fair value measurement for:				
Leasehold land	-	-	30,328	30,328

During the year, there were no transfers of fair value measurements between Level 1 and Level 2 and no transfers into or out of Level 3.

Below is a summary of the valuation techniques used and the key inputs to the valuation of investment properties:

Investment properties held by the Group	Valuation techniques	Significant unobservable inputs	Range or weighted average	Relationship of input to fair value
Tract Number 21942-6 located in Capitol Hill, the Island of Saipan	Sales comparison method	Estimated market price per square feet (US\$)	157-202 (2021: 180-193)	The higher the market price, the higher the fair value



# NOTES TO THE CONSOLIDATED FINANCIAL STATEMENTS

## 16 INVESTMENT PROPERTIES *(Continued)*

### Fair value hierarchy *(Continued)*

Fair value of the Group's investment properties are generally derived using comparison approach based on market comparables of similar properties.

The sales comparison method is adopted by making reference to comparable market transactions in the assessment of the fair value of the investment properties. The approach rests on the wide acceptance of the market transactions as the best indicator and pre-supposes that evidence of relevant transactions in the market place can be extrapolated to similar properties, subject to allowances for variable factors, including the transaction date, level of floor, environmental atmosphere, size of apartment and the like.

## 17 LEASES

### The Group as lessee

The Group leases office premises for its daily operations. The lease term is two years, with an option to renew the lease, at which time all terms are renegotiated. Lease payments are usually increased annually to reflect current market rentals.

#### (a) Right-of-use assets

The carrying amounts of the Group's right-of-use assets and the movements during the year are as follows:

	<b>Office premises</b> HK\$'000
As at 1 January 2021	5,092
Depreciation charge (note 9)	(5,019)
Exchange realignment	(9)
As at 31 December 2021 and 1 January 2022	<b>64</b>
Additions	<b>2,500</b>
Depreciation charge (note 9)	<b>(703)</b>
Lease modification – rent concessions	<b>(430)</b>
Exchange realignment	<b>(165)</b>
As at 31 December 2022	<b>1,266</b>

# NOTES TO THE CONSOLIDATED FINANCIAL STATEMENTS

## 17 LEASES *(Continued)*

### The Group as lessee *(Continued)*

#### (b) Lease liabilities

The carrying amount of lease liabilities and the movements during the year are as follows:

	2022 HK\$'000	2021 HK\$'000
Carrying amount at 1 January	70	5,687
New lease	2,500	–
Payments	(424)	(5,711)
Accretion of interest recognised during the year (note 8)	105	62
Lease modification – rent concessions	(430)	–
Exchange realignment	(176)	32
Carrying amount at 31 December	<u>1,645</u>	<u>70</u>
Analysed into:		
Current portion	764	70
Non-current portion	881	–
	<u>1,645</u>	<u>70</u>

#### (c) The amounts recognised in profit or loss in relation to leases are as follows:

	2022 HK\$'000	2021 HK\$'000
Interest on lease liabilities	105	62
Depreciation charge of right-of-use assets	703	5,019
Total amount recognised in profit or loss	<u>808</u>	<u>5,081</u>

#### (d) Total cash outflows for leases amounted to HK\$424,000 (2021: HK\$5,711,000).



# NOTES TO THE CONSOLIDATED FINANCIAL STATEMENTS

## 18 INVESTMENT IN AN ASSOCIATE

	2022 HK\$'000	2021 HK\$'000
Share of net assets	7,592	7,592
Goodwill on acquisition	12,723	12,723
Impairment of investment in an associate	(20,315)	(20,315)
	—	—

Particulars of the associate are as follows:

Company name	Particulars of issued shares held	Place of incorporation and business	Percentage of ownership interest attributable to the Group	Principal activities
Red Power Developments Limited ("Red Power")	Ordinary shares	BVI/the PRC	20.2%	Development, sales, lease and maintenance of equipment involving aviation technology and provision of air transportation services

The Group's shareholdings in the associate comprises equity shares held by the Company.

On 1 September 2020, the Company acquired 20.2% of the equity interest in Red Power and its subsidiaries (the "Red Power Group") by issuing 33,658,000 ordinary shares of the Company. The directors considered that the Group could only exercise significant influence over the Red Power Group based on its board composition and current shareholding, and accordingly, it was classified as an associate of the Group. Red Power Group is accounted for using equity method in the consolidated financial statement.

Red Power is an investment holding company and its subsidiaries, Liaoning Meridian Aviation Co., Ltd. (遼寧子午線航空有限公司) and Meridian Aviation Technology (Tianjin) Co., Ltd. (子午線航空技術(天津)有限公司), are engaged in the provision of air transportation services, development, sales, lease and maintenance of equipment involving the application of aviation technology in the PRC.

Since 2021, the COVID-19 pandemic and the resultant travel restrictions and quarantine requirements had dreadfully impacted the worldwide aviation industry. The Red Power Group were also victimised by these epidemic control measures, which in turn, severely affected the businesses and cash flow forecast of Red Power Group. Accordingly, the Group assessed a full impairment of the investment in an associate due to non-performance of the Red Power Group for the years ended 31 December 2021 and 2022. Further details are set out in the announcement of the Company dated 28 November 2022.

# NOTES TO THE CONSOLIDATED FINANCIAL STATEMENTS

## 19 EQUITY INVESTMENTS DESIGNATED AT FAIR VALUE THROUGH OTHER COMPREHENSIVE INCOME


	2022 HK\$'000	2021 HK\$'000
<b>Equity investments designated at fair value through other comprehensive income</b>		
Unlisted investment, at fair value		
Cornerstone Securities Limited	<b>3,900</b>	8,420

The above equity investments were irrevocably designated at fair value through other comprehensive income as the Group considered these investments to be strategic in nature. Details of fair value measurement is set out in note 37.

## 20 DEFERRED TAX ASSETS

	<b>Provision for inventories</b> HK\$'000
At 1 January 2021	646
Exchange realignment	24
At 31 December 2021 and at 1 January 2022	<b>670</b>
Exchange realignment	<b>(57)</b>
At 31 December 2022	<b>613</b>

The Group had tax losses arising in Hong Kong of HK\$114,772,000 (2021: HK\$87,482,000) available indefinitely for offsetting against future taxable profits of the companies in which the losses arose. The Group also had tax losses arising in the PRC of HK\$637,000 (2021: HK\$2,573,000) that will expire within 10 years for offsetting against future taxable profits. Deferred tax assets have not been recognised in respect of these losses as the management did not consider probable that taxable profits will be available against which the tax losses can be utilised.



# NOTES TO THE CONSOLIDATED FINANCIAL STATEMENTS

## 21 FINANCE LEASE RECEIVABLE

	Minimum lease payments		Present value of minimum lease payments	
	2022 HK\$'000	2021 HK\$'000	2022 HK\$'000	2021 HK\$'000
Finance lease receivables comprises:				
Within one year	5,725	6,214	5,671	6,155
After one year but within two years	–	–	–	–
Gross investment in lease	5,725	6,214	5,671	6,155
Less: Unearned finance income	(54)	(59)	–	–
Present value of minimum lease payments	5,671	6,155	5,671	6,155
Less: Impairment	(5,671)	(3,724)	(5,671)	(3,724)
	–	2,431	–	2,431

The movements in the loss allowance for impairment of finance lease receivables are as follows:

	2022 HK\$'000	2021 HK\$'000
At beginning of year	3,724	2,667
Impairment (note 9)	1,947	1,057
At end of year	5,671	3,724

The Group applies the HKFRS 9 general approach to measure expected credit losses which uses a 12-month basis ECL for finance lease receivables. However, when there has been a significant increase in credit risk since origination, the allowances will be based on the lifetime ECL. The Group determines the provision for ECL by exercising significant judgements to evaluate the collectability from individual finance lease receivable after taking into account their creditworthiness, whether they have financial difficulties, experience of default or delinquency in interest payment, ageing analysis and forecast of future events and economic conditions which may impact the recoverability of finance lease receivables.

# NOTES TO THE CONSOLIDATED FINANCIAL STATEMENTS

## 22 INVENTORIES

	2022 HK\$'000	2021 HK\$'000
Raw materials	2,593	6
Work in progress	167,006	119
Finished goods	4,414	1,221
Inventories, net of provision	174,013	1,346

## 23 TRADE AND BILLS RECEIVABLES

	2022 HK\$'000	2021 HK\$'000
Trade receivables	140,152	32,356
Loss allowance	(60)	(412)
Bills receivables	140,092	31,944
Trade and bills receivables	141,469	34,054





# NOTES TO THE CONSOLIDATED FINANCIAL STATEMENTS

## 23 TRADE AND BILLS RECEIVABLES *(Continued)*

### Trade receivables

The Group's trading terms with its customers are mainly on credit, except for new customers, where payment in advance is normally required. The credit period is generally one to three months, extending up to ten months for major customers. Each customer has a maximum credit limit. The Group seeks to maintain strict control over its outstanding receivables and has a credit control department to minimise credit risk. Overdue balances are reviewed regularly by senior management. In view of the aforementioned and the fact that the Group's trade receivables relate to a number of diversified customers, there is no significant concentration of credit risk. The Group does not hold any collateral or other credit enhancements over its trade receivables balances. Trade receivables are non-interest-bearing.

The ageing analysis of trade receivables as at the end of the reporting period, based on invoice or delivery dates and net of loss allowance, is as follows:

	2022 HK\$'000	2021 HK\$'000
Within 1 month	102	5,544
More than 1 month but less than 3 months	119	13,664
More than 3 months	139,871	12,736
	<u>140,092</u>	<u>31,944</u>

The movements in the loss allowance for impairment of trade receivables are as follows:

	2022 HK\$'000	2021 HK\$'000
At beginning of year	412	312
Impairment (note 9)	60	100
Written off	(412)	–
At end of year	<u>60</u>	<u>412</u>

# NOTES TO THE CONSOLIDATED FINANCIAL STATEMENTS

## 23 TRADE AND BILLS RECEIVABLES *(Continued)*

### Trade receivables *(Continued)*

An impairment analysis is performed at each reporting date using a provision matrix to measure expected credit losses. The provision rates are based on days past due for groupings of various customer segments with similar loss patterns (i.e., by geographical region, product type, customer type and rating). The calculation reflects the probability-weighted outcome, the time value of money and reasonable and supportable information that is available at the reporting date about past events, current conditions and forecasts of future economic conditions. Generally, trade receivables are written off if past due for more than one year and are not subject to enforcement activity.

Set out below is the information about the credit risk exposure on the Group's trade receivables using a provision matrix:

	Current		Past due				Total	
	2022	2021	1 to 3 months		Over 3 months		2022	2021
			2022	2021	2022	2021		
Expected credit loss rate	0.04%	-	0.05%	0.03%	-	3.10%	0.04%	1.27%
Gross carrying amount (HK\$'000)	76,249	5,544	59,445	13,668	4,458	13,144	140,152	32,356
Expected credit losses (HK\$'000)	31	-	29	4	-	408	60	412

### Bills receivables

The maturity dates of the Group's bills receivables as at the end of the reporting period are as follows:

	2022 HK\$'000	2021 HK\$'000
Within 1 month	35	1,019
More than 1 month but less than 3 months	248	308
More than 3 months but less than 6 months	711	783
More than 6 months but within 1 year	383	-
	<b>1,377</b>	<b>2,110</b>

In determining the expected credit losses for bills receivables, the bills received by the Group with maturity periods of less than one year were assessed by the 12-month ECL with reference to the external credit rating and the directors of the Company concluded that the credit risk inherent in the Group's outstanding bills receivables was assessed as minimal as at 31 December 2022 and 2021.



# NOTES TO THE CONSOLIDATED FINANCIAL STATEMENTS

## 24 PREPAYMENTS, OTHER RECEIVABLES AND OTHER ASSETS

	2022 HK\$'000	2021 HK\$'000
Deposits and other receivables	2,551	2,993
Prepayments	2,247	126,033
Loss allowance	(1,442)	(1,377)
	<b>3,356</b>	127,649
Less: non-current portion	228	–
Current portion	<b>3,128</b>	127,649

Deposits and other receivables mainly represent rental deposits and other receivables. An impairment analysis is performed in deposits and other receivables at each reporting date by considering the probability of default of comparable companies with published credit ratings. In the situation where no comparable companies with credit rating can be identified, expected credit losses are estimated by a loss rate of 56% (2021: 46%) with reference to the historical loss record of the Group. The loss rate is adjusted to reflect the current conditions and forward-looking information, as appropriate. As at 31 December 2022 and 2021, the Group concluded that the probability of default and loss rate were low and the financial impact of expected credit losses for deposits and other receivables under HKFRS 9 was insignificant.

In 2021, prepayments mainly represented the subcontracting prepaid costs for two yachts in total of RMB96,650,000 (equivalent to HK\$118,880,000) made to an external yacht builder. Such prepayments have been transferred to the inventories during the year.

The movements in the loss allowance for the impairment of other receivables and other assets are as follows:

	2022 HK\$'000	2021 HK\$'000
At beginning of year	1,377	1,359
Impairment (note 9)	65	18
	<b>1,442</b>	1,377

# NOTES TO THE CONSOLIDATED FINANCIAL STATEMENTS

## 25 LOANS RECEIVABLES

	2022 HK\$'000	2021 HK\$'000
Loans receivables, unsecured	8,718	8,718
Loss allowance	(8,718)	(8,718)
	<u>-</u>	<u>-</u>

The Group's loans receivables were stated at amortised cost and bore fixed interest rates at 5% and 10%. The credit terms of these loans receivables ranged from one to two years.

The movements in the loss allowance for the impairment of loans receivables are as follows:

	2022 HK\$'000	2021 HK\$'000
At beginning of year	8,718	2,136
Impairment (note 9)	-	6,582
At end of year	<u>8,718</u>	<u>8,718</u>

The Group applies general approach to measure expected credit losses which uses a 12-month basis ECL for loans receivables. The Group determines the provision for ECL by exercising significant judgements to evaluate the collectability from individual loans receivable after taking into account their creditworthiness, whether they have financial difficulties, experience of default or delinquency in interest or principal payments, ageing analysis and forecast of future events and economic conditions which may impact the recoverability of loans receivables.

The loans receivables were fully impaired as the receivables were long past due and no settlements were made during the years ended 31 December 2022 and 2021.

## 26 FINANCIAL ASSETS AT FAIR VALUE THROUGH PROFIT OR LOSS

	2022 HK\$'000	2021 HK\$'000
Listed equity investments, at fair value	<u>67</u>	<u>67</u>

The above equity investments were classified as financial assets at fair value through profit or loss as they were held for trading.



# NOTES TO THE CONSOLIDATED FINANCIAL STATEMENTS

## 27 CASH AND CASH EQUIVALENTS

	2022 HK\$'000	2021 HK\$'000
Cash and cash equivalents	104,326	86,172

As at 31 December 2022, the cash and bank balances of the Group's subsidiary in the PRC denominated in Renminbi ("RMB") amounted to HK\$74,698,000 (2021: HK\$34,391,000). The RMB is not freely convertible into other currencies, however, under the PRC Foreign Exchange Control Regulations and Administration of Settlement, Sale and Payment of Foreign Exchange Regulations, the Group is permitted to exchange RMB to other currencies through banks authorised to conduct foreign exchange business.

Cash at banks and time deposits earn interest at floating rate based on daily bank deposit rates. The bank balances are deposited with creditworthy banks with no recent history of default.

## 28 TRADE PAYABLES

An ageing analysis of the trade payables as at the end of the reporting period, based on invoice date is as follows:

	2022 HK\$'000	2021 HK\$'000
Within 1 month	-	4,478
More than 1 month but less than 3 months	-	3,939
More than 3 months	66,398	11,402
	<b>66,398</b>	<b>19,819</b>

The trade payables are non-interest bearing and are normally settled within 30 to 90 days.

As at 31 December 2021, the amount due to the Group's associate of HK\$9,045,000 was repayable within one year, included in the Group's trade payable.

# NOTES TO THE CONSOLIDATED FINANCIAL STATEMENTS

## 29 OTHER PAYABLES AND ACCRUALS

	2022 HK\$'000	2021 HK\$'000
Accruals	9,938	9,285
Contract liabilities (note (a))	92,028	3,466
Other payables (note (b))	5,744	3,117
	<b>107,710</b>	<b>15,868</b>

Notes:

(a) Details of contract liabilities are as follows:

	2022 HK\$'000	2021 HK\$'000
<i>Short-term advances received from customers</i>		
Sales of yachts	89,120	–
Sales of integrated circuits	2,908	2,849
Yacht management service	–	617
	<b>92,028</b>	<b>3,466</b>

Contract liabilities include short-term advances received from yacht businesses and design and sales of integrated circuits. The increase in contract liabilities in 2022 was mainly due to the increase in short-term advances received from customers in relation to the sales of yachts during the year.



# NOTES TO THE CONSOLIDATED FINANCIAL STATEMENTS

## 29 OTHER PAYABLES AND ACCRUALS *(Continued)*

Notes: *(Continued)*

(a) *(Continued)*

The following table shows how much of the revenue recognised relates to sales of yachts, sales of integrated circuits and yacht management services and how much relates to performance obligations that were satisfied in prior periods.

<b>For the year ended</b>	<b>Sales of yachts</b>	<b>Sales of integrated circuits</b>	<b>Yacht management services</b>
<b>31 December 2022</b>			
Revenue recognised that was included in the contract liability balance at the beginning of the year	–	2,849	617
<b>For the year ended</b>		<b>Sales of integrated circuits</b>	<b>Yacht management services</b>
<b>31 December 2021</b>	<b>Sales of yachts</b>		
Revenue recognised that was included in the contract liability balance at the beginning of the year	–	1,717	–

(b) The other payables are unsecured, interest-free and have an average term of one month.

## 30 LOANS FROM A SHAREHOLDER

Zhongying Int'l, granted two loans in total of HK\$200,000,000 during the year ended 31 December 2021. These loans were unsecured, interest-free and repayable within a year. The effective interest rate of the loans were 5% per annum.

## 31 AMOUNT DUE TO A SHAREHOLDER

The amount due to a shareholder is unsecured, interest-free and repayable on demand.

# NOTES TO THE CONSOLIDATED FINANCIAL STATEMENTS

## 32 SHARE CAPITAL

	Number of shares '000	Ordinary shares HK\$'000	Share premium HK\$'000	Total HK\$'000
At 1 January 2021, 31 December 2021, 1 January 2022 and 31 December 2022	<b>370,245</b>	<b>37,025</b>	<b>122,468</b>	<b>159,493</b>

The total authorised number of ordinary shares is 1,000,000,000 shares (2021: 1,000,000,000 shares) with a par value of HK\$0.1 per share (2021: HK\$0.1 per share). All issued shares are fully paid.

## 33 OTHER RESERVES

	Share premium HK\$'000	Exchange reserve HK\$'000	Fair value reserve HK\$'000	Capital reserve HK\$'000	Total HK\$'000
<b>At 1 January 2021</b>	122,468	(192)	(10,679)	-	111,597
<b>Other comprehensive loss for the year:</b>					
Changes in fair value of equity investments designated at fair value through other comprehensive income	-	-	(3,901)	-	(3,901)
Exchange differences on translation	-	2,987	-	-	2,987
Share of other comprehensive income of an associate	-	177	-	-	177
Disposal of subsidiaries (note 34(a))	-	(683)	-	-	(683)
<b>Total comprehensive loss for the year</b>	-	2,481	(3,901)	-	(1,420)
Deemed capital contribution arising from loans from a shareholder	-	-	-	9,524	9,524
<b>At 31 December 2021</b>	122,468	2,289	(14,580)	9,524	119,701





# NOTES TO THE CONSOLIDATED FINANCIAL STATEMENTS

## 33 OTHER RESERVES *(Continued)*

	Share premium HK\$'000	Exchange reserve HK\$'000	Fair value reserve HK\$'000	Capital reserve HK\$'000	Total HK\$'000
At 31 December 2021 and 1 January 2022	122,468	2,289	(14,580)	9,524	119,701
<b>Other comprehensive loss for the year:</b>					
Changes in fair value of equity investments designated at fair value through other comprehensive income	-	-	(4,520)	-	(4,520)
Exchange differences on translation	-	(12,972)	-	-	(12,972)
<b>Total comprehensive loss for the year</b>	-	(12,972)	(4,520)	-	(17,492)
Deemed capital contribution arising from loans from a shareholder	-	-	-	4,343	4,343
At 31 December 2022	122,468	(10,683)	(19,100)	13,867	106,552

## 34 DISPOSAL OF SUBSIDIARIES

### (a) China Tibetan Tea Village Co., Limited

On 31 December 2021, the Group disposed of China Tibetan Tea Village Co., Limited and its subsidiaries to Hong Kong Brains Investment Limited, an independent third party, at a consideration of US\$650,000 (approximately of HK\$5,064,000).

# NOTES TO THE CONSOLIDATED FINANCIAL STATEMENTS

## 34 DISPOSAL OF SUBSIDIARIES *(Continued)*

### (a) China Tibetan Tea Village Co., Limited *(Continued)*

The net assets of the subsidiaries disposed of at the date of disposal were as follows:

	Notes	2021 HK\$'000
Net assets disposed of:		
Property, plant and equipment	15	34
Inventories		662
Cash and bank balances		66
Trade receivables, prepayments and other receivables		957
Trade payables, accruals and other payables		<u>(1,124)</u>
		595
Exchange reserve	33	<u>(683)</u>
		(88)
Gain on disposal of subsidiaries (note 7)		<u>5,152</u>
		<u>5,064</u>
Satisfied by:		
Cash		<u>5,064</u>

An analysis of the net inflow of cash and cash equivalents in respect of the disposal of subsidiaries is as follows:

	2021 HK\$'000
Cash consideration	5,064
Cash and bank balances disposed of	<u>(66)</u>
Net inflow of cash and cash equivalents in respect of the disposal of subsidiaries	<u>4,998</u>



# NOTES TO THE CONSOLIDATED FINANCIAL STATEMENTS

## 34 DISPOSAL OF SUBSIDIARIES *(Continued)*

### (b) Insignificant subsidiaries

During the year ended 31 December 2021, the Group disposed of certain insignificant subsidiaries, Liaoning Tairui Aviation Material Equipment Leasing Management Co., Ltd and Liaoning Tai Rui Tourism Development Co., Ltd. with nil consideration. The net cash outflow arising on disposal was approximately HK\$68,000. The net gain on disposal of these insignificant subsidiaries was HK\$443,000 (note 7).

## 35 NOTES TO THE CONSOLIDATED STATEMENT OF CASH FLOWS

### (a) Major non-cash transactions

During the year, the Group had non-cash additions to right-of-use assets and lease liabilities of HK\$2,500,000 and HK\$2,500,000 respectively.

### (b) Changes in liabilities arising from financing activities

2022

	Loans from a shareholder HK\$'000	Lease liabilities HK\$'000
At 1 January 2022	194,333	70
Changes from financing cash flows	–	(424)
Foreign exchange movement	–	(176)
Deemed capital contribution arising from loans from a shareholder	(4,343)	–
New lease entered	–	2,500
Lease modification – rent concessions	–	(430)
Interest expense	4,658	105
Transfer to amount due to a shareholder	(194,648)	–
At 31 December 2022	–	1,645

2021

	Loans from a shareholder HK\$'000	Other loan HK\$'000	Lease liabilities HK\$'000
At 1 January 2021	–	5,938	5,687
Changes from financing cash flows	200,000	(5,938)	(5,711)
Foreign exchange movement	–	–	32
Deemed capital contribution arising from loans from a shareholder	(9,524)	–	–
Interest expense	3,857	–	62
At 31 December 2021	194,333	–	70

# NOTES TO THE CONSOLIDATED FINANCIAL STATEMENTS

## 36 RELATED PARTY TRANSACTIONS

In addition to the transactions detailed elsewhere in these financial statements, the Group entered into the following material transactions with related parties during the year.

### (a) The Group had the following transactions with related parties during the year:

	Notes	2022 HK\$'000	2021 HK\$'000
Management fee income charged to a shareholder	(i)	-	3,223
Cost of services charged by an associate	(ii)	-	945

Notes:

- (i) The management fee income charged to a shareholder was made according to the agreement.
- (ii) The cost of services charged by an associate was made according to the agreement.

### (b) Outstanding balances with related parties

Balances with related parties are included in notes 28, 30 and 31 to the consolidated financial statements.

### (c) Key management compensation

Key management includes directors (executive and non-executive) and a senior management. The compensation paid or payable to key management for employee services is shown below:

	2022 HK\$'000	2021 HK\$'000
Salaries and allowances and benefits in kind	6,242	2,665



# NOTES TO THE CONSOLIDATED FINANCIAL STATEMENTS

## 37 FAIR VALUE AND FAIR VALUE HIERARCHY OF FINANCIAL INSTRUMENTS

Other than the equity investments designated at fair value through other comprehensive income and financial assets at fair value through profit or loss, all financial assets and liabilities of the Group as at 31 December 2022 and 2021 were financial assets at amortised cost and financial liabilities at amortised cost, respectively.

Management has assessed that the fair values of cash and cash equivalents, finance lease receivable, loans receivables, trade and bills receivables, financial assets included in prepayments, other receivables and other assets, lease liabilities, trade and other payables, loans from a shareholder, amount due to a shareholder approximate to their carrying amounts largely due to the short-term maturities of these instruments.

The Group's finance department is responsible for determining the policies and procedures for the fair value measurement of financial instruments. The finance department reports directly to the board of directors and the Audit Committee. At each reporting date, the finance department analyses the movements in the values of financial instruments and determines the major inputs applied in the valuation. The valuation is reviewed and approved by the board of directors. The valuation process and results are discussed with the Audit Committee twice a year for interim and annual financial reporting.

The fair values of the financial assets and liabilities are included at the amount at which the instrument could be exchanged in a current transaction between willing parties, other than in a forced or liquidation sale. The following methods and assumptions were used to estimate the fair values:

The fair values of listed equity investments are based on quoted market prices.

The fair values of unlisted equity investments designated at fair value through other comprehensive income have been estimated using a market-based valuation technique based on assumptions that are not supported by observable market prices or rates. The valuation requires the management to determine comparable public companies (peers) based on industry and size and to calculate an appropriate market multiple, i.e. price-to-earning ratio of 7.5 (2021: price-to-earning ratio of 10.38) for each comparable company identified. The multiple is calculated by dividing the market capitalisation of the comparable company by earnings (2021: earnings). The change in selected market multiple is due to change in the financial performance of the investee and for which the management's specialist considered appropriate to best reflect the fair value of the investment. The market multiple is then discounted for considerations such as illiquidity of 11.4% (2021: 11.4%) and size differences of 0% (2021: 0%) between the comparable companies based on company-specific facts and circumstances. The directors of the Company believe that the estimated fair values resulting from the valuation technique, which are recorded in the consolidated statement of financial position, and the related changes in fair values, which are recorded in other comprehensive income, are reasonable, and that they were the most appropriate values at the end of the reporting period. The management has estimated the potential effect of using reasonably possible alternatives as inputs to the valuation model, the higher the market multiple and lower discounted multiples will result in higher fair value of the investments.

# NOTES TO THE CONSOLIDATED FINANCIAL STATEMENTS

## 37 FAIR VALUE AND FAIR VALUE HIERARCHY OF FINANCIAL INSTRUMENTS *(Continued)*

### Fair value hierarchy

The following tables illustrate the fair value measurement hierarchy of the Group's financial instruments:

Assets measured at fair value:

As at 31 December 2022

	Fair value measurement using			Total HK\$'000
	Quoted prices in active markets (Level 1) HK\$'000	Significant observable inputs (Level 2) HK\$'000	Significant unobservable inputs (Level 3) HK\$'000	
Equity investments designated at fair value through other comprehensive income	–	–	3,900	3,900
Financial assets at fair value through profit or loss	67	–	–	67

As at 31 December 2021

	Fair value measurement using			Total HK\$'000
	Quoted prices in active markets (Level 1) HK\$'000	Significant observable inputs (Level 2) HK\$'000	Significant unobservable inputs (Level 3) HK\$'000	
Equity investments designated at fair value through other comprehensive income	–	–	8,420	8,420
Financial assets at fair value through profit or loss	67	–	–	67

During the year, there were no transfers of fair value measurements between Level 1 and Level 2 and no transfers into or out of Level 3 for both financial assets and financial liabilities (2021: Nil).



# NOTES TO THE CONSOLIDATED FINANCIAL STATEMENTS

## 37 FAIR VALUE AND FAIR VALUE HIERARCHY OF FINANCIAL INSTRUMENTS *(Continued)*

### Fair value hierarchy *(Continued)*

The movements in fair value measurements within Level 3 during the year are as follows:

	2022 HK\$'000	2021 HK\$'000
Equity investments at fair value through other comprehensive income		
At 1 January	8,420	12,321
Total losses recognised in other comprehensive income	(4,520)	(3,901)
At 31 December	<u>3,900</u>	<u>8,420</u>

The Group did not have any financial liabilities measured at fair value as at 31 December 2022 and 2021.

## 38 FINANCIAL RISK MANAGEMENT OBJECTIVES AND POLICIES

### Financial instruments by category

The carrying amounts of each of the categories of financial instruments as at the end of the reporting period are as follows:

#### Financial assets

2022

	Financial assets at amortised cost HK\$'000	Financial assets at fair value through profit or loss HK\$'000	Financial assets at fair value through other comprehensive income HK\$'000	Total HK\$'000
Equity investments designated at fair value through other comprehensive income	-	-	3,900	3,900
Trade and bills receivables	141,469	-	-	141,469
Financial assets included in other receivables and other assets	2,253	-	-	2,253
Financial assets at fair value through profit or loss	-	67	-	67
Cash and cash equivalents	104,326	-	-	104,326
	<u>248,048</u>	<u>67</u>	<u>3,900</u>	<u>252,015</u>

# NOTES TO THE CONSOLIDATED FINANCIAL STATEMENTS

## 38 FINANCIAL RISK MANAGEMENT OBJECTIVES AND POLICIES

(Continued)

### Financial instruments by category (Continued)

#### Financial assets (Continued)

2021

	Financial assets at amortised cost HK\$'000	Financial assets at fair value through profit or loss HK\$'000	Financial assets at fair value through other comprehensive income HK\$'000	Total HK\$'000
Equity investments designated at fair value through other comprehensive income	–	–	8,420	8,420
Finance lease receivable	2,431	–	–	2,431
Trade and bills receivables	34,054	–	–	34,054
Financial assets included in other receivables and other assets	1,798	–	–	1,798
Financial assets at fair value through profit or loss	–	67	–	67
Cash and cash equivalents	86,172	–	–	86,172
	<u>124,455</u>	<u>67</u>	<u>8,420</u>	<u>132,942</u>

#### Financial liabilities

	Financial liabilities at amortised cost	
	2022 HK\$'000	2021 HK\$'000
Lease liabilities	1,645	70
Trade payables	66,398	19,819
Other payables and accruals	15,682	12,402
Loans from a shareholder	–	194,333
Amount due to a shareholder	232,644	–
	<u>316,369</u>	<u>226,624</u>



# NOTES TO THE CONSOLIDATED FINANCIAL STATEMENTS

## 38 FINANCIAL RISK MANAGEMENT OBJECTIVES AND POLICIES

*(Continued)*

### Financial risk factors

The Group's principal financial instruments are used to raise financing for the Group's operations and investments. The Group has various other financial assets and liabilities such as loans and trade and bills receivables, other receivables and other assets, finance lease receivables, financial assets at fair value through profit or loss, cash and cash equivalents, and financial liabilities included in trade payables, other payables and accruals and lease liabilities which arise directly from its operations. The main risks arising from the Group's financial instruments are foreign currency risk, interest rate risk, equity price risk, credit risk and liquidity risk. The board of directors review and agree policies for managing each of these risks and they are summarised below.

#### Foreign currency risk

The Group operates in both the PRC and Hong Kong. Most of the transactions for the PRC reporting entity is denominated in RMB, whereas that for Hong Kong reporting entities are denominated in HK\$. Foreign exchange risk arises from future commercial transactions, recognised assets and liabilities and net investments in foreign operations. The management is responsible for managing the net position in each foreign currency. The Group currently does not have a foreign currency hedging policy. As the assets and liabilities of the PRC reporting entity is mainly denominated in RMB, its functional currency, the directors are of the opinion that the volatility of their profits against changes in exchange rates of foreign currencies would not be significant. Accordingly, no sensitivity analysis is performed.

Moreover, as the assets and liabilities of the HK reporting entities are mainly denominated in HK\$, its functional currency, the directors are of the opinion that the Group does not have significant foreign exchange risk. Accordingly, no sensitivity analysis is performed.

#### Interest rate risk

The Group's exposure to the risk of changes in market interest rates relates primarily to the Group's interest-bearing financial assets and interest-bearing financial liabilities. Interest-bearing financial assets are the interests on loans receivables and deposits with banks. Interests on deposits with banks based on deposit rates offered by bank while interests on loans receivables are based on fixed rates. Interest bearing financial liabilities are the interest are based on fixed rates. As at 31 December 2022 and 2021, the Group had no significant interest rate risk as the Group had no significant interest-bearing assets or liabilities.

#### Equity price risk

Equity price risk is the risk that the fair values of equity securities decrease as a result of changes in the levels of equity indices and the value of individual securities. The Group was exposed to equity price risk arising from financial assets at fair value through profit or loss as at 31 December 2022 and 2021. The Group's listed investments are listed on the Stock Exchange and are valued at quoted market prices at the end of the reporting period.

# NOTES TO THE CONSOLIDATED FINANCIAL STATEMENTS

## 38 FINANCIAL RISK MANAGEMENT OBJECTIVES AND POLICIES

(Continued)

### Financial risk factors (Continued)

#### Equity price risk (Continued)

The following table demonstrates the sensitivity to every 10% (2021: 10%) change in the fair values of the listed equity investments, with all other variables held constant and before any impact on tax, based on their carrying amounts at the end of the reporting period.

	Carrying amount of equity investment HK\$'000	Decrease/ (increase) in loss before tax HK\$'000
2022		
Investment listed in: Hong Kong – financial assets at fair value through profit or loss	<u>67</u>	<u>7</u>
2021		
Investment listed in: Hong Kong – financial assets at fair value through profit or loss	<u>67</u>	<u>7</u>

#### Credit risk

The Group's maximum exposure to credit risk in the event of the counterparties' failure to perform their obligations in relation to each class of recognised financial assets is the carrying amount of those assets as stated in the consolidated statement of financial position. The Group's credit risk is primarily attributable to the finance lease and loans and trade receivables. In order to minimise the credit risk, the Group has established policies and systems for monitoring and control of credit risk. The management has delegated different divisions responsible for determination of credit limits, credit approvals and other monitoring processes to ensure that follow up action is taken to recover overdue debts. In addition, the management reviews the recoverable amounts of loans and trade receivables individually or collectively at each reporting date to ensure that adequate impairment losses are made for irrecoverable amounts.



# NOTES TO THE CONSOLIDATED FINANCIAL STATEMENTS

## 38 FINANCIAL RISK MANAGEMENT OBJECTIVES AND POLICIES

(Continued)

### Financial risk factors (Continued)

#### Credit risk (Continued)

The credit risk of the Group's other financial assets, which comprise cash and cash equivalents, deposits and other receivables, arises from default of the counterparty, with a maximum exposure equal to the carrying amounts of those instruments.

The credit risk for cash and cash equivalents is considered minimal as such amounts are placed with banks with high credit ratings.

At the end of the reporting period, the Group had concentrations of credit risk as 99% (2021: 99%) of the Group's trade receivables were due from the Group's top five largest customers. The Group mitigates its concentration risk from its major customers by doing businesses with a number of customers for the same or similar products and the Group actively monitors the credit quality of its customers and adjusts the credit limits granted to the customers should their credit quality deteriorate or when there are signs of slow payment of outstanding receivables. Further quantitative data in respect of the Group's exposure to credit risk arising from these receivables are disclosed in notes 21, 23, 24 and 25 to the consolidated financial statements.

#### Maximum exposure and year-end staging

The tables below shows the credit quality and the maximum exposure to credit risk based on the Group's credit policy, which is mainly based on past due information unless other information is available without undue cost or effort, and year-end staging classification as at 31 December. The amounts presented are gross carrying amounts for financial assets.

As at 31 December 2022

	12-month	Lifetime ECLs			Total
	ECLs			Simplified	
	Stage 1	Stage 2	Stage 3	approach	
	HK\$'000	HK\$'000	HK\$'000	HK\$'000	HK\$'000
Finance lease receivable	-	-	5,671	-	5,671
Trade and bills receivables*	1,377	-	-	140,152	141,529
Financial assets included in other					
receivables and other assets					
- Normal**	2,253	-	-	-	2,253
- Doubtful**	-	83	1,359	-	1,442
Cash and cash equivalents	104,326	-	-	-	104,326
Loans receivables	-	-	8,718	-	8,718
	<b>107,956</b>	<b>83</b>	<b>15,748</b>	<b>140,152</b>	<b>263,939</b>

# NOTES TO THE CONSOLIDATED FINANCIAL STATEMENTS

## 38 FINANCIAL RISK MANAGEMENT OBJECTIVES AND POLICIES

(Continued)

### Financial risk factors (Continued)

#### Credit risk (Continued)

As at 31 December 2021

	12-month	Lifetime ECLs			Total
	ECLs	ECLs			
	Stage 1	Stage 2	Stage 3	Simplified	
	HK\$'000	HK\$'000	HK\$'000	approach	HK\$'000
				HK\$'000	HK\$'000
Finance lease receivable	-	-	6,155	-	6,155
Trade and bills receivables*	2,110	-	-	32,356	34,466
Financial assets included in other receivables and other assets					
– Normal**	1,798	-	-	-	1,798
– Doubtful**	-	18	1,359	-	1,377
Cash and cash equivalents	86,172	-	-	-	86,172
Loans receivables	-	-	8,718	-	8,718
	<u>90,080</u>	<u>18</u>	<u>16,232</u>	<u>32,356</u>	<u>138,686</u>

\* For trade and bills receivables to which the Group applies the simplified approach for impairment, information based on the provision matrix is disclosed in note 23 to the consolidated financial statements.

\*\* The credit quality of the financial assets included in prepayments, other receivables and other assets is considered to be “normal” when they are not past due and there is no information indicating that the financial assets have a significant increase in credit risk since initial recognition. Otherwise, the credit quality of the financial assets is considered to be “doubtful”.

Further quantitative data in respect of the Group’s exposure to credit risk arising from trade and bills receivables are disclosed in note 23 to the consolidated financial statements.

#### Liquidity risk

Internally generated cash flows and the loans from a shareholder are the general sources of funds to finance the operations of the Group. The Group regularly reviews its major funding positions to ensure it has adequate financial resources in meeting its financial obligations. The Group aims to maintain sufficient bank deposits to meet its short-term cash requirements. The Group’s liquidity risk management includes diversifying the funding sources.



# NOTES TO THE CONSOLIDATED FINANCIAL STATEMENTS

## 38 FINANCIAL RISK MANAGEMENT OBJECTIVES AND POLICIES

(Continued)

### Financial risk factors (Continued)

#### Liquidity risk (Continued)

The maturity profile of the Group's financial liabilities at the end of the reporting period, based on the contractual undiscounted payments, is as follows:

	2022		
	On demand or within one year HK\$'000	1 to 5 years HK\$'000	Total HK\$'000
Trade payables	66,398	–	66,398
Other payables and accruals	15,682	–	15,682
Lease liabilities	764	881	1,645
Amount due to a shareholder	232,644	–	232,644
	<b>315,488</b>	<b>881</b>	<b>316,369</b>

	2021		
	On demand or within one year HK\$'000	1 to 5 years HK\$'000	Total HK\$'000
Trade payables	19,819	–	19,819
Other payables and accruals	12,402	–	12,402
Lease liabilities	70	–	70
Loans from a shareholder	200,000	–	200,000
	<b>232,291</b>	<b>–</b>	<b>232,291</b>

### Capital management

The Group's objectives when managing capital are to safeguard the Group's ability to continue as a going concern in order to provide returns for shareholders and benefits for other stakeholders and to maintain an optimal capital structure to reduce the cost of capital.

In order to maintain or adjust the capital structure, the Group may adjust the amount of dividends paid to shareholders, return capital to shareholders, issue new shares or sell assets to reduce debt.

The Group monitors capital on the basis of the gearing ratio. This ratio is calculated as total liabilities expressed as a percentage of the total equity and liabilities. As at 31 December 2022, the gearing ratio was approximately 90% (2021: 79%). Management considers a ratio of not more than 30% as optimal.

# NOTES TO THE CONSOLIDATED FINANCIAL STATEMENTS

## 39 STATEMENT OF FINANCIAL POSITION

Information about the statement of financial position of the Company at the end of the reporting period is as follows:

	2022 HK\$'000	2021 HK\$'000
<b>NON-CURRENT ASSETS</b>		
Property, plant and equipment	1,067	1,410
Investments in subsidiaries	239,853	220,833
Total non-current assets	240,920	222,243
<b>CURRENT ASSETS</b>		
Prepayments, other receivables and other assets	194	418
Cash and cash equivalents	29,230	50,530
Total current assets	29,424	50,948
<b>CURRENT LIABILITIES</b>		
Other payables and accruals	9,439	5,219
Loans from a shareholder	–	194,333
Amount due to a shareholder	232,644	–
Total current liabilities	242,083	199,552
<b>NET CURRENT LIABILITIES</b>	(212,659)	(148,604)
<b>NET ASSETS</b>	28,261	73,639
<b>CAPITAL AND RESERVES</b>		
Share capital	37,025	37,025
Other reserves (note)	294,701	290,358
Accumulated losses (note)	(303,465)	(253,744)
<b>Total equity</b>	28,261	73,639

**Zhang Fumin**  
Director

**Li Weina**  
Director



# NOTES TO THE CONSOLIDATED FINANCIAL STATEMENTS

## 39 STATEMENT OF FINANCIAL POSITION *(Continued)*

Note: Reserve movement of the Company

	Accumulated losses HK\$'000	Other reserves			Total HK\$'000
		Share premium HK\$'000	Contributed surplus HK\$'000	Capital reserve HK\$'000	
<b>At 1 January 2021</b>	(220,332)	122,468	137,800	20,566	280,834
Loss for the year	(33,412)	-	-	-	-
Deemed capital contribution arising from loans from a shareholder	-	-	-	9,524	9,524
<b>At 31 December 2021</b>	(253,744)	122,468	137,800	30,090	290,358
Loss for the year	(49,721)	-	-	-	-
Deemed capital contribution arising from loans from a shareholder	-	-	-	4,343	4,343
<b>At 31 December 2022</b>	(303,465)	122,468	137,800	34,433	294,701

## 40 APPROVAL OF THE FINANCIAL STATEMENTS

The consolidated financial statements were approved and authorised for issue by the board of directors on 31 March 2023.