



baulhaus

Annual report 2023

BAUHAUS INTERNATIONAL (HOLDINGS) LIMITED

(incorporated in the Cayman Islands with limited liability)

(Stock Code: 483)



Contents

Chairlady's Statement	01
Environmental, Social and Governance Report	02
Information for Investors	10
Corporate Information	11
Financial Highlights	12
Directors and Company Secretary	15
Management Discussion and Analysis	17
Corporate Governance Report	22
Report of the Directors	34
Independent Auditor's Report	40
Audited Financial Statements	
Consolidated Statement of Profit or Loss and Other Comprehensive Income	44
Consolidated Statement of Financial Position	45
Consolidated Statement of Changes in Equity	46
Consolidated Statement of Cash Flows	47
Notes to the Consolidated Financial Statements	48
Five Year Financial Summary	96

On behalf of the board of directors (the “**Board**”), I am pleased to present the annual results of Bauhaus International (Holdings) Limited (the “**Company**”) and its subsidiaries (collectively the “**Group**”) for the year ended 31 March 2023.

The pandemic of COVID-19 has raged since early 2020 and brought about extreme challenges to people's lives and business operations. However, every cloud has a silver lining. Thanks for the Group's management team, workforce, customers and various business partners for their unwavering supports, the Group has demonstrated its competency and resilience to confront difficult retail environments.

Even though the Group's overall net profit for the year ended 31 March 2023 declined, mainly because of the absence of significant gains from disposal of properties, the Group resumed impressively its profitability in its core offline retail business after years' of operational restructuring. The Group has softened its rigid cost structure and greatly reduced its operating leverage. With cautiously managed inventory level and effectively clearance of slow-moving items, the Group has equipped better to optimise its pricing and marketing strategies from heavily discount-driven promotional campaigns to less-price sensitive sales tactics. Hence, the Group's gross margin has improved during the year under review and is expected having some rooms for further enhancement.

Following the business normalisation in the post-COVID era, we are cautiously optimistic in retail market recovery in the foreseeable future, even though it may encounter turbulence during the processes. As at 31 March 2023, the Group has cash and cash equivalents and time deposits of about HK\$87.5 million (2022: HK\$120.2 million) in aggregate and as at the date of this report, the Group has sufficient cash on hand to meet current business needs. Looking forward, the Group will continue to maintain an optimum scale of offline operations and to explore online and other innovative sales channels. The strategic focus will still be placed on achieving a balanced, qualitative and sustainable growth of the Group's retail portfolio as a whole, rather than quantitative offline expansion.

In the coming years, we shall fuel our in-house brand development and strengthen our brand equity. We shall also leverage data and analytics to deeper understand customer preferences, identify emerging trends, and make better informed decisions that drive qualitative and sustainable growth in the long term. To remain competitive, the Group always has to constantly adapt to the changing retail landscape by developing flexible business models, fostering a culture of innovation to stay ahead of the competition and embracing new technologies. We shall explore our digital capabilities to meet the surge in online demand, optimise our e-commerce platforms, and provide convenient customer experiences across all touchpoints. Besides, we intends to gradually promote omnichannel retailing not only to create a seamless shopping experience for customers, enabling them to shop in-store, online, and through social media platforms with confidence and ease, but also to stimulate the overall salability of the Group's in-house labels and to boost retail efficiency for boundless and rapid distributions.

APPRECIATION

Dr. Wong Yui Lam has resigned, by reason of retirement, as an executive director of the Company and ceased to be an authorised representative of the Company on 26 June 2023. On behalf of the Board, we would like to express our sincere gratitude to Dr. Wong, a co-founder of the Company, for his outstanding leadership and invaluable contributions to the Group during his tenure of office. We would like to thank you again our customers, business partners and shareholders for their continuous support. My gratitude also goes to the entire management team and workforce for their dedication and contributions to the Group, especially during the tough time in the past financial years.

Madam Tong She Man, Winnie

Chairlady

Hong Kong, 26 June 2023

BOARD STATEMENT

The Group believes that protecting the environment, fostering social care and responsibility while maintaining sound corporate governance are key goals to our long-term success. The Board has overall responsibility for the Group's environmental, social and governance ("ESG") strategy and reporting. The Group formed a working group reporting to the Board, to discuss environmental, social and company issues of importance to investors and stakeholders. The Board also reviews the annual ESG report to ensure it meets the Board's requirements and the Group's strategies.

ABOUT THIS ESG REPORT

This ESG Report discloses the ESG performance of Bauhaus International (Holdings) Limited and its subsidiaries (collectively, the "Group") for the year ended 31 March 2023.

Scope of this ESG Report

The content of disclosure covers the environmental and social responsibility performance of its business in Hong Kong and Macau.

Reporting Standard

This ESG Report is prepared in accordance with the Environmental, Social and Governance Reporting Guide set out in Appendix 27 of the Rules Governing the Listing of Securities (the "Listing Rules") on the Main Board of The Stock Exchange of Hong Kong Limited.

Reporting Principles

The content of this ESG Report is determined through stakeholder engagement and materiality assessment process, which includes identifying ESG-related issues, collecting and reviewing the management and stakeholders' opinions, assessing the relevance and materiality of the issues and preparing and validating the information reported. This ESG Report covers all key issues that are of interest to various stakeholders. Information of the standards, methodologies, references and source of key emission of these KPIs are stated wherever appropriate. To enhance comparability of the ESG performance between years, the Group has strived to adopt consistent reporting and calculation methodologies as far as reasonably practicable.

STAKEHOLDER ENGAGEMENT

The views of various stakeholders of the Group were collected by way of a questionnaire on the prioritisation of ESG issues for the preparation of the ESG report of next year. The survey results gave insight to the Group on the formulation of ESG policies and feasible remedial measures in the future that would help minimise the potential adversary effects on ESG aspects.

- Environmental aspects: most stakeholders regarded the use of plastics and packaging material, Greenhouse Gas emission and hazardous waste produced as being a particular concern to the environment.
- Employment aspects: most stakeholders were concern work injuries and fatalities while employee turnover rates were also a priority.
- Social aspects: product safety, consumer data protection and privacy, complaint handling and intellectual property protection are regarded as the most priority issues.

ENVIRONMENTAL PROTECTION

The reduction of gas emission, inter alia, has become a priority global environmental protection issue. The Group strictly follows and complies with laws and regulations relating to environmental protection. We are trying every effort to minimise the emission of gases. The air pollutants were mainly generated from the fleet of vehicles hired to transport goods between our stores and warehouse. The Group closely monitors and keeps record of the use of fuel by the fleet. We keep track of the gas emissions and maintain them well within the limits permitted under laws and regulations. The Group constantly reviews and realigns the routes of transportation to maximise the cost effectiveness while minimizing fuel consumption and gas emissions. Contractors are reminded to keep regular maintenance of their vehicles, which are part of the terms and conditions for contract renewal.

Emissions from Vehicles

KPI Description (Measured in Kilogram)	2022/23	2021/22
Nitrogen oxides (NO _x)	46.59	80.10
Sulphur oxides (SO _x)	0.05	0.08
Particulate matter (PM)	4.62	7.94

Notes: Emissions data are computed with reference to:

- (i) the "Guidelines to Account for and Report on Greenhouse Gas Emissions and Removals for Buildings (Commercial, Residential or Institutional Purposes) in Hong Kong (2010 Edition)" issued by the Electrical and Mechanical Services Department and the Environmental Protection Department in Hong Kong.
- (ii) the "Carbon Audit Toolkit for Small and Medium Enterprises in Hong Kong (2010 Edition)" published by The University of Hong Kong.
- (iii) NO_x, SO_x and PM emissions calculated in accordance with the Appendix 2: Reporting Guidance in Environmental KPIs issued by HKEX.

Over the past year, we continued to reduce our emissions across the board through our environmentally focused measures with overall emissions falling 41%. The primary driver for this has been the overall reduction in stores and office and warehouse space. We continued to streamline our logistics arrangements resulting in vehicle emissions being reduced by around 40%. We continued to utilise virtual conferences over business travel to conduct meetings. The GHG emissions due to electricity use were reduced by 41%. In terms of intensity per square foot of floor area, it was 0.00671 tonnes of GHG emission.

Greenhouse Gas Emissions (Total Carbon Dioxide Emission in Tonnes)

KPI	Description	2022/23	2021/22
Scope 1	GHG emissions from vehicles	7.87	13.19
Scope 2	GHG emissions from purchase electricity	622.10	1,056.60
Scope 3	Amount of paper waste generated	5.00	21.10
	Plastic/plastic-coated bags	19.60	27.70
	Business air travel	0.00	0.00
Scopes 1 & 2 & 3 combined		654.57	1,118.59
Intensity of GHG emissions (tonnes/sq. ft./year)		0.00671	0.00782

Note: Total weighted-average floor area used for computation of GHG emission is 97,578 sq. ft. (2022: 143,048 sq. ft.).

With 39 directly managed retail stores in Hong Kong and Macau, a collective saving in electricity consumption will help our initiative to reduce gas emissions. The Group strives to make continuous improvement in enhancing energy efficiency. Our stores and offices use energy-saving LED lighting. We use temperature controllers and timers for air-conditioners, pre-set timers to turn off external lightings and billboards after the opening hours of stores. During the year ended 31 March 2023, the Group relocated its head office to a more space-saving and energy-efficient environment, reducing our overall carbon footprint.

We continued to participate in the “Energy Saving Charter” scheme in some of shopping malls to keep the air conditioning temperature between 24 and 26 degrees Celsius at our stores. We encouraged our staff to adopt the energy saving practices such as always switching off computers and electrical appliances when not in use. We utilise energy-saving office equipment and electrical appliances.

With continued effort of the above measures, the Group’s electricity consumption reduced by about 38%.

Energy Consumption and Intensity

KPI Description	2022/23	2021/22
Diesel for vehicles (Litres/year)	2,934	5,035
Electricity purchased (kWh/year)		
Stores	810,892	1,209,771
Office and warehouse	259,337	526,768
Total (kWh/year)	1,070,229	1,736,539
Intensity of electricity consumption for stores (kWh/sq. ft./year)	12.51	15.03
Intensity of electricity consumption for office & warehouse (kWh/sq. ft./year)	7.91	8.42

Note: Total weighted-average floor area of stores: about 64,808 sq. ft. (2022: 80,485 sq. ft.) & total weighted-average floor area of office & warehouse: about 32,770 sq. ft. (2022: 62,563 sq. ft.).

The Group’s operations are not water intensive. The water consumption is insignificant because we do not manufacture products, but we keep the data and review its consumption in due course. However, we constantly remind our staff of the importance of saving water. Sensor type taps to save water are installed in washrooms.

Use of Paper

The Group supports a “paperless” environment and we continue to reduce printing and copying by digitalisation of documents into image records for keeping. We increasingly use cloud storage for digital data to save physical storage spaces.

We encourage the staff to use recycled papers for printing, double-side printing and avoid colour printing. We set the default mode of the printers and computers to black and white printing. Our Marketing Department makes use of social media platforms and mobile apps for marketing promotion, using less and less paper leaflets, product catalogues and posters. Our stores use tablets and TV panels to reduce paper posters, POPs, and one-off signage. We reduced or re-used festive/promotional decorations.

Packaging

Since we are retailers, we are not involved in manufacturing. We do not directly consume packaging material for finished goods. The packaging materials were mainly paper and plastic shopping bags.

KPI (Measured in Tonnes)	2022/23	2021/22
Plastic/plastic-coated bags	3.14	4.44
Paper	1.05	4.37

Disposal of Hazardous and Non-hazardous Wastes

The Group promotes “reduce, reuse and recycle” to minimise waste. The Group produces an insignificant level of hazardous waste such as those from computer tools and toner cartridges, which were collected for systematic disposal and recycling. The increase of store renovations, relocations and closures resulted in an increase of its associated non-hazardous wastes by 50% but other non-hazardous commercial waste such as paper, plastics and metal, were reduced by 11%.

Waste Type	Treatment	Unit	2022/23	2021/22
Computer equipment at stores, office, warehouse	Sent to certified suppliers for recycling/disposal	Tonnes	0.00	0.00
Toner cartridge at stores, office, warehouse	Returned to suppliers for recycling	Kilogram	3.325	7.498
Plastics, paper, metal, glass	Separated and sent to the nearest collection points daily	Tonnes	8.28	9.33
Store closure and relocation waste	Recycle store furniture and lighting for reuse in our existing and new stores	Tonnes	390.40	259.70

EMPLOYMENT AND LABOUR PRACTICES

Employment

The nature of retail business relies heavily on people. Our success hinges on talented people and a devoted work force.

The Group adopts a fair recruitment policy to offer open and equal opportunities, free of gender, race, family status and age discrimination, with a view to recruiting the best talents. We offer competitive remuneration and fringe benefits.

We implemented a flexible working hours scheme for employees. We limited the opening hours of the head office to encourage employees to go home on time. A transparent performance evaluation system has been established to ensure equal chance of promotion. We monitor effectively our recruitment procedures to ensure proper compliance.

We believe that through these human resources practices, our employees could achieve a desirable work-life balance which would enhance their job satisfaction and performance.

As at 31 March 2023, we have 183 (2022: 190) employees in Hong Kong and Macau, with most of them being frontline retail sales staff. It is a young and energetic workforce with over 75% of our staff at the age of 40 or younger.

Indicators	Number of Employees		Turnover Rate	
	2022/23	2021/22	2022/23	2021/22
	183	190	75%	87%
By gender				
Female	143	153	62%	82%
Male	40	37	78%	109%
By age group				
≤ 20 years old	3	2	200%	467%
21–40 years old	135	143	63%	93%
41–60 years old	39	42	99%	51%
≥ 61 years old	6	3	156%	86%
By geographical region				
Hong Kong	161	154	79%	99%
Macau	22	36	48%	35%
By employment type				
Full-time	171	188		
Part-time	12	2		

Health and Safety

Providing a safe working environment for our employees is a top priority. Regular inspections for safety facilities are conducted onsite at stores and warehouses. For frontline staff at stores, we regularly remind them of the safety hazards when working in the storerooms.

In the year under review, no new cases of work injury was reported, compared with one case in the previous year. The total number of accumulated lost days due to work injury is 362 days, compared with 83 last year. In the event any injuries or illnesses are reported, the Group undertakes a prompt investigation under internal guidelines and reports findings to avoid reoccurrence.

Staff Development and Training

The Group values regular development and training for our employees to enable them to develop their strengths and skills and provide them with long-term career prospects. Department heads and management regularly evaluate our employees and promotions and salary review are merits based. In the year under review, our employees attended a total of 1,824 hours (2022: 1,567 hours) of training and courses.

Indicators

Average training hours (hr) and percentage of employees trained (%)

By gender

Female	10.07	(83.2%)
Male	9.89	(75.0%)

By employee category

Senior Management	12.86	(85.7%)
Middle Management	7.80	(60.0%)
Other employees	9.91	(81.9%)

Labour Standards

The Group is dedicated to safeguarding the rights and interests of employees by building a fair working environment. Employees are provided with handbooks detailing Group employment policies and benefits. The Group complies with all relevant legislations in Hong Kong and Macau concerning employment and labour practices.

Preventative measures against child and forced labour

As part of the Group's recruitment process, all applicants are required to complete personal information and have their identification documentation verified to ensure they are above the legal minimum working age and have. In accordance with the job descriptions and the appropriate conditions for task arrangement, the Group would not adopt threatening or violent practices for coercing employees to take on incapable or unreasonable jobs. If there was any occurrence of any child labour or forced labour, the Group will immediately launch a thorough investigation and terminate any violations.

During the year under review, there were no material non-compliance cases reported in relation to applicable laws and regulations on employment, health and safety as well as labour standards.

OPERATING PRACTICES

Supply Chain Management

The Group is committed to managing the environmental performance of its supply chain. During the year in review, the Group utilised 15 existing manufacturers, all of which are based in Mainland China.

The Group has an established supplier assessment process which requires evaluation during the engagement process followed by regular reviews in relation to their quality assurance, product safety, compliance with laws and environment and social responsibility. The Group gives priority to suppliers that are more environmentally friendly. In addition, payments to suppliers are in strict accordance with the procurement management.

We have established systematic inspection procedures to monitor product quality. We require the suppliers to conduct fabric inspections, and quality assurances in the production. We continue to communicate with the suppliers of international brands to ensure the quality and safety and environmental standards.

Product Responsibility

During the year under review, no product was recalled for safety and health reasons and the Group was not aware of any significant non-compliance cases in its operations in relation to applicable laws and regulations on product responsibilities.

Customer Services

Retail business is customer-oriented in nature. The Group keeps improving its services with an aim to provide a favourable and happy shopping environment for our customers. We provide constant training to our new staff, senior sales staff and supervisors to make them aware of the ever-changing customer needs and to do our best to meet their expectations.

In the year under review, we received a total of 16 cases (2022: 10 cases) of product and service-related complaints. We will continue to improve our customer service training to minimise the number of complaints and improve customer experience.

Intellectual Property Protection

During the year in review, we maintained our trademark portfolio, monitored the market for infringing uses of trademarks used by the Group, conducted trademark searches, and filed trademark applications for new branding and product lines.

Data Protection

The Group attaches great importance to the protection of data privacy of our employees and our customers and strictly observe compliance with applicable laws and regulations. The Group does not sell, transfer or disclose any personal data to third parties unless with the consent from the data owner. Sound security protection of the personal data is in place. The Group has implemented appropriate electronic and managerial measures in order to safeguard, protect and secure the personal data against unauthorised access and use.

Anti-Corruption

Free and fair competition are the core values of Hong Kong and also the keys to success in business. It has always been the Group's goal to achieve the highest business ethics and integrity. It requests all its business partners to adhere to the same as well.

In the selection of suppliers, we require them to respect the key values and principles of our code of practice. All business partners, including suppliers, contractors, franchisees, and wholesale partners must agree with our business philosophy. The Group disapproves of any corruptive practices, denounces and declines any monetary offers, gift and favours from suppliers in any business transactions.

To our existing and new suppliers and vendors, we conduct a review annually. We require them to sign a letter of commitment confirming that they have no conflict of interest with our staff, and will not offer or attempt to offer or accept bribes or any form of facilitation payments to or from staff.

To improve our governance, we issue an in-house journal regularly, informing our staff of the Group's latest policies, renewed code of practices and anti-graft reminders in festive seasons. We conduct regular trainings in high-risk departments.

Meanwhile we maintain an independent feedback channel through which our staff are able to file their reports or complaints of any or suspected malpractices. The complaints, if any, will be handled in accordance with the Group's Anti-Corruption Policy and Whistleblowing Policy with oversight by independent non-executive directors. No report was received in the year under review.

During the year under review, the Group was not aware of any significant non-compliance cases in its Hong Kong operations in relation to applicable laws and regulations on corruption, fraud and money laundering.

Social Responsibility and Community Involvement

The Group is committed to contributing back to the community including our youth, the education sector and underprivileged groups. The Group provides work experience opportunities to students through internships. We encourage our staff to participate in community activities and seek out community needs for the Group to contribute.

Listing information

Listing exchange	: Main Board of The Stock Exchange of Hong Kong Limited (the “ Stock Exchange ”)
Listing date	: 12 May 2005
Stock code	: 483

Share information

	As at 31 March 2023 No. of shares	As at 31 March 2022 No. of shares
Shares		
Authorised shares	: 2,000,000,000	2,000,000,000
Issued shares	: 367,380,000	367,380,000

Board lot size	: 2,000 shares
Par value	: HK\$0.10

Key dates

2021/22 Annual Results Announcement	: 27 June 2022
Closure of Register of Members for 2021/22 Annual General Meeting	: 15 August 2022 to 18 August 2022 <i>(both days inclusive)</i>
2021/22 Annual General Meeting	: 18 August 2022
Closure of Register of Members for 2021/22 proposed Final Dividend	: 24 August 2022 to 26 August 2022 <i>(both days inclusive)</i>
Payment of 2021/22 Final Dividend	: 5 September 2022
2022/23 Interim Results Announcement	: 28 November 2022
Closure of Register of Members for 2022/23 Interim Dividend	: 16 December 2022 to 21 December 2022 <i>(both days inclusive)</i>
Payment of 2022/23 Interim Dividend	: 11 January 2023
2022/23 Annual Results Announcement	: 26 June 2023
Closure of Register of Members for 2022/23 Annual General Meeting	: 15 August 2023 to 18 August 2023 <i>(both days inclusive)</i>
2022/23 Annual General Meeting	: 18 August 2023
Official website	: www.bauhaus.com.hk
Investor relation	: ir@bauhaus.com.hk
Financial year end	: 31 March
Interim period end	: 30 September

NAME OF THE COMPANY

Bauhaus International (Holdings) Limited
包浩斯國際(控股)有限公司
(the “Company” and its subsidiaries,
collectively the “Group”)

DIRECTORS OF THE COMPANY (THE “DIRECTORS”)

Executive directors:

Madam Tong She Man, Winnie (*Chairlady*)
Mr. Yeung Yat Hang (*Chief Executive Officer*)
Dr. Wong Yui Lam (*resigned on 26 June 2023*)

Independent non-executive directors:

Mr. Chu To Ki
Mr. Mak Wing Kit
Mr. Wong Man Tai
Ms. Choi Sze Man, Mandy (*appointed on 26 June 2023*)

AUTHORISED REPRESENTATIVES

Madam Tong She Man, Winnie
Mr. Yeung Yat Hang (*appointed on 26 June 2023*)
Dr. Wong Yui Lam (*resigned on 26 June 2023*)

COMPANY SECRETARY

Mr. Li Kin Cheong

AUDIT COMMITTEE

Mr. Mak Wing Kit (*Chairman*)
Mr. Chu To Ki
Mr. Wong Man Tai
Ms. Choi Sze Man, Mandy (*appointed on 26 June 2023*)

REMUNERATION COMMITTEE

Ms. Choi Sze Man, Mandy (*Chairlady*)
(*appointed on 26 June 2023*)
Mr. Mak Wing Kit
(*ceased to act as the Chairman of
the remuneration committee and is redesignated as a
member of the remuneration committee on 26 June 2023*)
Mr. Chu To Ki
Mr. Wong Man Tai

NOMINATION COMMITTEE

Mr. Wong Man Tai (*Chairman*)
Mr. Chu To Ki
Mr. Mak Wing Kit
Ms. Choi Sze Man, Mandy (*appointed on 26 June 2023*)

PRINCIPAL AUDITOR

Grant Thornton Hong Kong Limited
Certified Public Accountants
11th Floor, Lee Garden Two,
28 Yun Ping Road,
Causeway Bay, Hong Kong

PRINCIPAL BANKERS

The Hongkong and Shanghai Banking
Corporation Limited
1 Queen’s Road Central
Hong Kong

Bank of China (Hong Kong) Limited
Bank of China Tower,
1 Garden Road,
Hong Kong

REGISTERED OFFICE

Third Floor,
Century Yard,
Cricket Square, P.O. Box 902,
Grand Cayman, KY1-1103,
Cayman Islands

HEAD OFFICE AND PRINCIPAL PLACE OF BUSINESS IN HONG KONG

1/F, 163 Hoi Bun Road
Kwun Tong, Kowloon
Hong Kong

PRINCIPAL SHARE REGISTRAR AND TRANSFER OFFICE

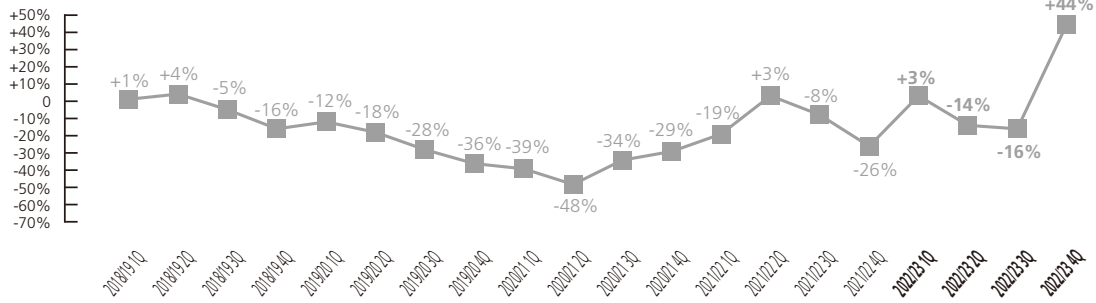
Tricor Services (Cayman Islands) Limited
Third Floor,
Century Yard,
Cricket Square, P.O. Box 902,
Grand Cayman, KY1-1103,
Cayman Islands

HONG KONG BRANCH SHARE REGISTRAR AND TRANSFER OFFICE

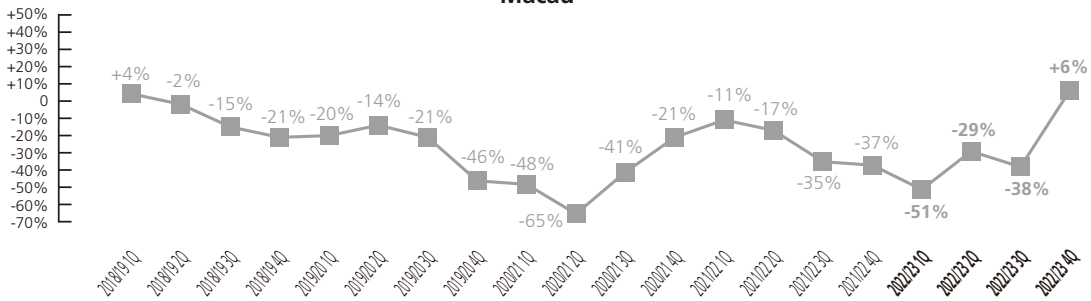
Tricor Investor Services Limited
17/F, Far East Finance Centre
16 Harcourt Road
Hong Kong

Same-Store-Sales Growth (in %)

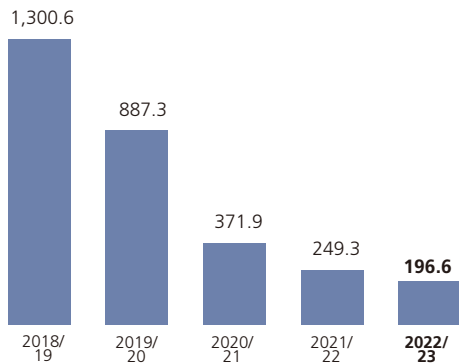
Hong Kong



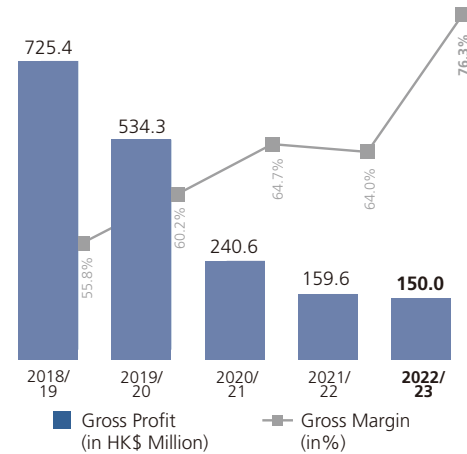
Macau



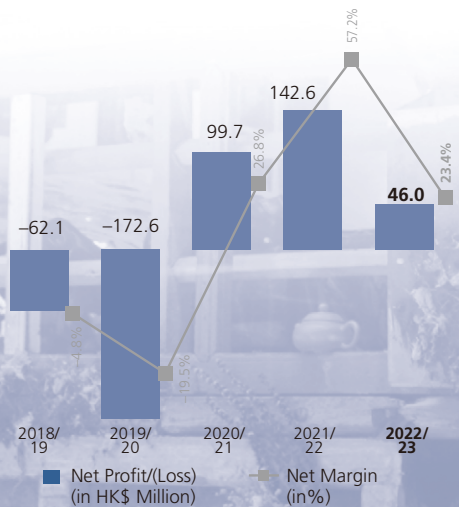
Sales (in HK\$ Million)



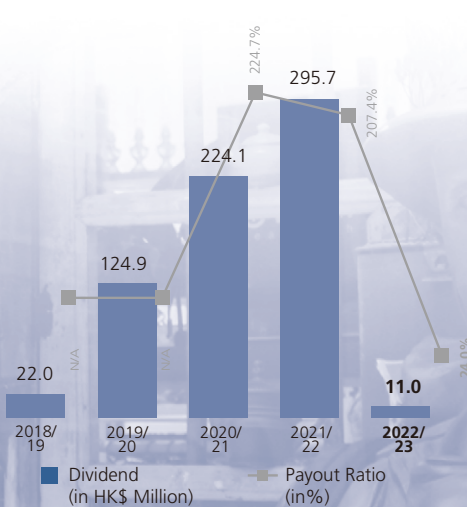
Gross Profit & Gross Margin



Net Profit/(Loss) & Net Margin



Dividend & Payout Ratio



SEGMENT TURNOVER

	Turnover			Turnover Composition		
	FY 2022/23 HK\$ million	FY 2021/22 HK\$ million	Change %	FY 2022/23 %	FY 2021/22 %	Change % pts.
By Business						
Offline	192.1	246.6	-22.1	97.7	98.9	-1.2
Online	4.5	2.7	+66.7	2.3	1.1	+1.2
	196.6	249.3	-21.1	100.0	100.0	

SELF-MANAGED RETAIL NETWORK – OFFLINE

		No. of shops/counters/outlets		TOTAL
		Hong Kong	Macau	
As at 31 March 2023				
In-House Brand	BAUHAUS	14	5	19
	SALAD	13	2	15
	TOUGH	–	2	2
	Others	2	–	2
Licensed Brand	SUPERDRY	1	–	1
TOTAL		30	9	39
Aggregate sales footage (in sq. feet)		45,999	15,555	61,554
As at 31 March 2022				
In-House Brand	BAUHAUS	12	5	17
	SALAD	13	3	16
	TOUGH	–	2	2
	Others	3	–	3
Licensed Brand	SUPERDRY	5	–	5
TOTAL		33	10	43
Aggregate sales footage (in sq. feet)		51,226	16,836	68,062

	Notes	FY 2022/23	FY 2021/22	Change
KEY FINANCIAL RATIOS				
Performance				
Gross Margin	(%) 1	76.3	64.0	+12.3% pts.
Net Profit Margin	(%) 2	23.4	57.2	-33.8% pts.
Return on Average Equity	(%) 3	26.2	44.8	-18.6% pts.
Return on Average Assets	(%) 4	20.1	33.5	-13.4% pts.
Operating				
Inventory Turnover Days	5	289	307	-18 days
Debtors' Turnover Days	6	4	3	+1 day
Creditors' Turnover Days	7	12	6	+6 days
Liquidity and Gearing				
Current Ratio	8	4.0	3.1	+29.0%
Quick Ratio	9	3.1	2.3	+34.8%
Gearing Ratio	(%) 10	–	–	n/a
PER SHARE DATA				
Book Value Per Share	(HK cents) 11	44.2	51.2	-13.7%
Basic Earnings Per Share	(HK cents) 12	12.5	38.8	-67.8%
Diluted Earnings Per Share	(HK cents) 13	12.5	38.8	-67.8%
Dividend Per Share				
First Special	(HK cents)	–	12.5	
Second Special	(HK cents)	–	18.5	
Third Special	(HK cents)	–	30.5	
Interim	(HK cents)	3.0	2.5	
Proposed Final	(HK cents)	–	16.5	
		3.0	80.5	-96.3%
Dividend Payout Ratio	(%) 14	24.0	207.4	-183.4% pts.

Notes:

- "Gross Margin" is based on gross profit divided by turnover for the year.
- "Net Profit Margin" is calculated as the profit for the year attributable to equity holders of the parent divided by turnover for the year.
- "Return on Average Equity" represents the profit for the year attributable to equity holders of the parent divided by average of opening and closing balance of shareholders' equity.
- "Return on Average Assets" represents the profit for the year attributable to equity holders of the parent divided by average of opening and closing balance of total assets.
- "Inventory Turnover Days" is based on average of opening and closing balance of inventories (before provision for inventories) divided by cost of sales (before reversal of provision for inventories) and then multiplied by number of days during the year.
- "Debtors' Turnover Days" is based on average of opening and closing balance of trade receivables divided by turnover and then multiplied by number of days during the year.
- "Creditors' Turnover Days" is based on average of opening and closing balance of trade payables divided by purchases and then multiplied by number of days during the year.
- "Current Ratio" represents current assets divided by current liabilities.
- "Quick Ratio" represents current assets less inventories then divided by current liabilities.
- "Gearing Ratio" represents total interest-bearing bank borrowings divided by total assets.
- "Book Value Per Share" represents shareholders' equity divided by the total number of issued shares at the end of the reporting period of 367,380,000 (2022: 367,380,000).
- "Basic Earnings Per Share" is calculated as the profit for the year attributable to equity holders of the parent divided by the weighted average number of ordinary shares in issue during the year under review of 367,380,000 (2022: 367,380,000).
- "Diluted Earnings Per Share" is calculated as the profit for the year attributable to equity holders of the parent divided by the weighted average number of ordinary shares in issue during the year under review and all dilutive potential ordinary shares of 367,380,000 (2022: 367,380,000) in aggregate.
- "Dividend Payout Ratio" represents the aggregate dividends declared and proposed for the year under review divided by the profit for the year attributable to equity holders of the parent.

DIRECTORS

Executive Directors

Madam Tong She Man, Winnie, aged 64, is the Co-founder, the Chairlady and the Authorised Representative of the Group. She was a former Executive Director from October 2004 to March 2009. Madam Tong is responsible for strategic retail portfolio management, merchandising strategies and setting cost-control objectives of the Group. Madam Tong has extensive experience in the fashion industry. She conceived the concept and brand name “SALAD”, the key in-house brand of the Group. Madam Tong was awarded the diploma by Hong Kong Shue Yan College (Department of Journalism) in 1983. Madam Tong is one of the directors of New Huge Treasure Investments Limited, which is a substantial shareholder of the Company within the meaning of Part XV of the Securities and Futures Ordinance.

Dr. Wong Yui Lam, aged 65, is the Co-founder and former Chairman of the Group. He was also an Executive Director and the Authorised Representative during the year ended 31 March 2023, while he resigned, by reason of retirement, from both positions on 26 June 2023. He was responsible for providing consultancy on the Group’s overall management and strategies. Dr. Wong conceived the concept and brand name “TOUGH”, the first in-house brand of the Group, and was responsible for overall development including design and direction of the brand. Dr. Wong has more than 25 years of experience in fashion industry. He was awarded the Teacher’s Certificate by Sir Robert Black College of Education in 1981 and obtained an Executive Master Degree in Business Administration from the Chinese University of Hong Kong in 2014. In March 2015, Dr. Wong was awarded the Honorary Fellowship by The Hong Kong Institute of Education to salute his outstanding achievement and devotion. In addition, Dr. Wong has awarded the degree of Doctor of Business Administration from the City University of Hong Kong in February 2021. Dr. Wong is one of the directors of New Huge Treasure Investments Limited, which is a substantial shareholder of the Company within the meaning of Part XV of the Securities and Futures Ordinance.

Mr. Yeung Yat Hang, aged 45, is the Chief Executive Officer of the Group. He also succeeded Dr. Wong as the Authorised Representative of the Group on 26 June 2023. Mr. Yeung is responsible for the implementation of corporate strategies and managing the Group’s business operations. He is also responsible for the Group’s leasing affairs and executing various development projects. He monitors the performance of the retail operations and enforces the Group’s cost-cutting measures. Mr. Yeung has more than 25 years of experience in business negotiation, project management, shop decoration and retail operation. He joined the Group in May 1994.



Independent Non-Executive Directors

Mr. Chu To Ki, aged 57, was appointed as an Independent Non-Executive Director on 1 May 2005. Mr. Chu graduated from the University of Hong Kong in June 1998 with Postgraduate Certificate in Laws and obtained from Manchester Metropolitan University a Bachelor Degree in Laws in September 1999. Mr. Chu was admitted as a solicitor of the High Court of Hong Kong in March 2000. Mr. Chu has more than 25 years of experience in the legal field in Hong Kong. Mr. Chu is currently a principal of the solicitors firm TKC Lawyers. Mr. Chu will retire by rotation at the forthcoming annual general meeting on 18 August 2023 (the “AGM”) while he will not offer himself for re-election. Hence, Mr. Chu will retire from the office as an Independent Non-executive Director upon the conclusion of the AGM.

Mr. Mak Wing Kit, aged 55, was appointed as an Independent Non-Executive Director on 1 May 2005. Mr. Mak graduated from the Boston University in United States in 1997 with a Master Degree of Science in Administrative Studies. Mr. Mak is an associate member of The Hong Kong Institute of Certified Public Accountants and a fellow member of The Association of Chartered Certified Accountants. Mr. Mak has more than 25 years of experience in auditing, accounting, company secretarial affairs and financial control in Hong Kong. Mr. Mak is currently the financial controller of a private company based in Hong Kong and People's Republic of China.

Mr. Wong Man Tai, aged 49, is a qualified accountant with more than 20 years of working experience in the financial service industry, including experience in mergers and acquisition transactions and business management. He has more than 10 years of management experience in financial and investment groups in Hong Kong SAR and Mainland China, and has, in the past, held senior executive positions in a number of financial institution groups and has taken key roles to manage investment transactions, business strategy and corporate restructuring. He holds a finance degree from The City University of Hong Kong and an Executive MBA from The Chinese University of Hong Kong. He also holds professional certifications including Fellow Certified Public Accountant (FCPA) from The Hong Kong Institute of Certified Public Accountants. He joined the Group in December 2020.

Ms. Choi Sze Man, Mandy, aged 39, graduated from the University of Sydney in 2005 with a Bachelor's degree in Economic & Social Sciences. Ms. Choi was also awarded an Executive Diploma in Corporate Governance and Innovation Leadership by the Hong Kong Institute of Directors (“HKIoD”) in association with IVEY Business School at the University of Western Ontario in 2021 and currently is a member of HKIoD. Ms. Choi has more than 9 years of experience in business operation, business management and strategies planning. She is a director of a seafood trading company based in Hong Kong and is responsible for cost management, factory and product quality control, business-to-business client relations and logistic control.

COMPANY SECRETARY

Mr. Li Kin Cheong, aged 47, is the Chief Financial Officer and the Company Secretary of the Group. He is responsible for overseeing the Group's financial management, accounting and company secretarial affairs. Mr. Li is a fellow member of The Hong Kong Institute of Certified Public Accountants and The Association of Chartered Certified Accountants. He is also an associate member of the Hong Kong Chartered Governance Institute (formerly known as the Hong Kong Institute of Chartered Secretaries). He holds a Master Degree in Business Administration from The Chinese University of Hong Kong and a Bachelor Degree in Accountancy from The Hong Kong Polytechnic University. He has about 25 years of experience in accounting, auditing, corporate finance and company secretarial affairs. Prior to joining the Group in June 2005, he was a manager of an international accounting firm.

BUSINESS REVIEW

The Group is principally engaged in the design and retail of trendy apparel, bags and fashion accessories for more than twenty years. The Group's turnover is mostly contributed by its major in-house labels like "SALAD", "TOUGH", "80/20", some trendy design brands and certain international labels.

Although the challenges brought by the COVID-19 pandemic (the "COVID-19") are unprecedented and have raged for more than three years since the outbreak in early 2020, the Group has demonstrated its strong adaptability through promptly refining its business strategies to confront difficult retail environment. After about two years' internal restructuring, the Group successfully enhanced its gross margin, significantly reformed its rigid cost structure, greatly reduced its operating leverage and effectively managed its retail business in a relatively stable manner. Those efforts have equipped the Group to remain competitive. Following the re-opening of borders and the easing of travel restrictions in Hong Kong and Macau since early 2023, the retail sentiment was greatly improving. The path to business normalisation and full market recovery is more visible and achievable, even though it may encounter turbulence during the processes.

To be in line with the Group's strategic moves, the Group has revamped its business models to capture opportunities in retail markets more comprehensively via both offline and online channels. For management purpose and in a manner consistent with the way in which information is reported internally to the Group's chief operating decision maker for the purpose of resource allocation and performance assessment, the Group has restructured its reportable segments into two distinctive units with effect from the year ended 31 March 2023 and the comparative figures are also restated to conform with the current year's presentation.

The Group's new reportable segments are as follows:

1. **Offline:** management and operation of physical point-of-sale, including but not limited to retail stores, outlets, pop-up shops and seasonal bargain sales activities, etc. in different regions; and
2. **Online:** management and operation of cyber distribution channels to capture boundless online consumption.

The Group recorded a net profit of about HK\$46.0 million (2022: HK\$142.6 million) for the year ended 31 March 2023. In the past years, the Group was optimising and realising its property portfolio. As a result, the Group recorded significant gains aggregately of about HK\$174.0 million from disposal of properties (other than from leasehold improvements and equipment) and a property-holding subsidiary company in the year ended 31 March 2022. As such realisation exercises had been substantially completed in the last financial year, the gain on disposal of properties cascaded to about HK\$1.5 million during the year under review.

More importantly, the Group's core offline business performance has been remarkably improved. Even excluding the combined profit effects of aggregately about HK\$12.7 million from (1) increase in government grants of about HK\$4.0 million (from HK\$0.2 million in FY21/22 to HK\$4.2 million in FY22/23); and (2) increase in reversal of provision for inventories of about HK\$8.7 million (from HK\$7.3 million in FY21/22 to HK\$16.0 million in FY22/23), the segmental profit skyrocketed by nearly fivefold from about HK\$10.6 million in the last year to about HK\$49.1 million for the year ended 31 March 2023.

Offline

The offline retail operations are the key operating segment of the Group accounting for almost all of the Group's turnover. As at 31 March 2023, the Group had 39 (2022: 43) physical stores in operation across Hong Kong and Macau. Turnover of the segment declined by about 22.1% to about HK\$192.1 million (2022: HK\$246.6 million), which mainly resulted from the reduction in total number of physical shops and the negative growth in the overall same-store-sales of about -6% for the year ended 31 March 2023 (2022: -16%).

BUSINESS REVIEW (Continued)**Offline** (Continued)

Sluggish retail sentiment, particularly in Macau during the first-three quarters of the financial year under review, suppressed the overall same-store-sales performance. However, since the re-opening of borders and relaxing restrictions on travels in both Hong Kong and Macau since early 2023, the tourist traffic strongly rebounded and the local retail atmosphere was obviously recovering.

In Hong Kong, the Group performed relatively stable during the year ended 31 March 2023 and recorded zero growth in the same-store-sales (2022: –13%). With less serious pandemic situations and further galvanised by the Hong Kong government's Consumption Voucher Scheme, faster consumption was sparked off generally. Some crucial operating conditions also gradually became less unfavourable such as more landlords were willing to adjust their rental level and/or to offer more flexible lease arrangements during the year under review. The Group proactively pursued opportunities to build its retail store strategically at a site with better sales-to-cost efficiency. In September 2022, the Group launched a new flagship store under the in-house brand name of "SALAD" in Canton Road, Tsim Sha Tsui. The flagship store not only enhanced the Group's brand equity, but also allowed the Group to capture immense sales potential from the recovery of tourism after loosening inbound travel restrictions.

The Group's offline retail business in Macau was very challenging during the year ended 31 March 2023. The Macau's same-store-sales growth for the year ended 31 March 2023 was about –28% (2022: –26%). Macau is a travel and entertainment city, where economic performance is highly correlated to tourism. Resulting from strict disease control over COVID-19 pandemic by the governments in Macau and surrounding Mainland cities like Guangzhou, Zhuhai, etc. during the first-three quarter of the financial year, the tourist traffic was greatly stifled. Even worse after a sharp spike in infection cases since late June 2022, the Macau's government launched a citywide lockdown in July 2022. The Group had to temporarily suspend its operations in the city for almost entire month. The same-store-sales growth for the nine months ended 31 December 2022 severely deteriorated to about –41%. However, the same-store-sales growth swung to a positive growth of about 6%, in the fourth-quarter of the financial year upon the easing of the anti-epidemic measures.

The Group aims to maintain a qualitative and profitable retail portfolio instead of only an enormous sales network. The Group has put much effort in recent years to reduce its operating leverage and to axe its fixed cost constraints. The Group successfully recalibrated its major operating costs, including rentals and staff costs, to let them link more elastically with its sales and promptly reacted with appropriate contingent plans for unfavourable incidents. The Group also continued to strictly control its operating costs and to enhance its effectiveness. As a result of eliminating many loss-making stores in previous years and successfully shrinking its operating costs together with (1) the government grants of about HK\$4.2 million (2022: HK\$0.2 million); and (2) the reversal of provision for inventories of about HK\$16.0 million (2022: HK\$7.3 million), the segmental profit soared to about HK\$61.8 million for the year ended 31 March 2023 (2022: HK\$10.6 million) despite the decrease in sales.

Online

The online business is considered having immense growing prospect. The Group has established a separate management and operation workforce to foster the development of various cyber distributions channels. During the year ended 31 March 2023, the Group operated online shops via certain popular e-commerce and social media platforms, including "Tmall", "Zalora", "Shopline", etc.

The segment incurred a tiny loss of about HK\$0.2 million for the year under review (2022: profit of HK\$0.1 million). However, the sales grew rapidly by about 66.7% to about HK\$4.5 million during the year ended 31 March 2023 (2022: HK\$2.7 million).

FINANCIAL REVIEW

Turnover and Segment Information

Turnover of the Group declined by about 21.1% to approximately HK\$196.6 million (2022: HK\$249.3 million) for the year ended 31 March 2023. The Group's same-store-sales growth improved to about -6% (2022: -16%) for the year under review. The decline in sales was mainly attributable to the reduction in business scale and sluggish retail sentiment, particularly in Macau during the first-three quarters of the financial year under review. However, the overall sales performance has been reviving after re-opening borders in Hong Kong and Macau since early 2023. Details of the Group's segmental turnover and results are shown in Note 4 to the consolidated financial statements.

Gross Profit and Gross Margin

Although the Group's gross profit slipped by about 6.0% to approximately HK\$150.0 million (2022: HK\$159.6 million) for the year ended 31 March 2023, the gross margin enhanced significantly to about 76.3% (2022: 64.0%). Resulting from the enhancing salability of inventories as a whole and reducing level of slow-moving items, a net reversal of stock provision of about HK\$16.0 million was recognised in the year under review (2022: HK\$7.3 million). Given lesser pressure on redundant inventories, the Group also reduced the scale of bargain sales activities, offered lesser price discounts and adjusted retail price upward for certain in-house brand products during the year under review.

Operating Expenses and Cost Control

The Group continued to manage operating expenses very cautiously during the year ended 31 March 2023 and its core operating expenses (excluding non-cash write-off, loss on disposal and impairment loss) were axed by about 34.0% to approximately HK\$124.3 million (2022: HK\$188.3 million) for the year under review.

Rental is one of the key operating expenses of the Group. The Group has proactively restructured lease arrangements with landlords for more flexible terms and strove for reasonable rent concessions. Also, the Group regularly reviewed the performance on each retail store and promptly revamped or eliminated any loss-making stores. At the same time, the Group cautiously relocated certain offline shops to less costly locations with appropriate sales exposure. Lease expenses (including depreciation of right-of-use assets, lease payment for short term leases and contingent rents, COVID-19-Related rent concessions as well as interest on lease liabilities) for the year ended 31 March 2023 were slashed by about 42.2% to about HK\$42.9 million (2022: HK\$74.2 million). To maintain competitive, the Group adopts an on-going practice of strategically relocating, consolidating and converting its retail portfolio.

Resulting from a streamlined retail network and strict cost-cut measures, the staff cost was shed by about 27.0% to approximately HK\$44.9 million (2022: HK\$61.5 million) during the year under review. The total number of staff reduced to 183 at the end of the reporting period (2022: 190). The above two major expenditures have already accounted for about 70.6% (2022: 72.1%) of the Group's core operating expenses.

Depreciation of property, plant and equipment reduced to approximately HK\$3.6 million (2022: HK\$7.6 million) for the year under review. The Group's finance costs for the year ended 31 March 2023 mostly consisted of the interest on lease liabilities of about HK\$1.0 million (2022: HK\$2.8 million). Efforts to control costs in other areas are also in place. Regular review on work procedures is essential to enhance efficiency and in turn, to manage costs effectively.

Gain on disposal of properties

On 13 December 2021, a wholly-owned subsidiary of the Group entered a provisional sale and purchase agreement with an independent third party to sell a car parking space at a total consideration of about HK\$1.8 million (before any related expenses). The transaction was completed on 19 April 2022 and the Group recorded a gain on disposal of the property of about HK\$1.5 million (before any related expenses) during the year ended 31 March 2023 (2022: HK\$174.0 million). As the Group's asset realisation exercises had been substantially completed in the last financial year, the gain on disposal of properties plunged during the year under review.

FINANCIAL REVIEW *(Continued)*

Government grants

The Group received certain COVID-19 pandemic relief and subsidies from The Government of Hong Kong Special Administrative Region and The Government of Macau Special Administrative Region during the year ended 31 March 2023. Grants from the government are recognised at their fair value where there is a reasonable assurance that the grants will be received and the Group will comply with all attached conditions. Government grants are deferred and recognised in profit or loss over the period necessary to match them with the costs that the grants are intended to compensate. Government grants are presented in gross under “Other income and gains” in the consolidated statement of profit or loss and other comprehensive income. The Group recognised about HK\$4.2 million (2022: HK\$0.2 million) in aggregate during the year under review.

Write-back of lease liabilities and reversal of impairment of right-of-use assets

The Group successfully negotiated with landlords during the year under review to make lease modifications and eventually resulted in substantially reduction in the lease liabilities of the subject tenancies. As a result of the lease modifications, the Group recorded a net write-back of lease liabilities and a reversal of impairment of right-of-use assets of about HK\$6.5 million (2022: HK\$7.7 million) and HK\$0.6 million (2022: Nil), respectively in the year ended 31 March 2023.

Net Profit

The Group recorded a net profit for the year ended 31 March 2023 of about HK\$46.0 million (2022: HK\$142.6 million). The plummet in net profit was primarily attributable to the substantial decrease in the gains on disposal of properties and a property-holding subsidiary from aggregately about HK\$174.0 million in the corresponding period last year to about HK\$1.5 million for the year ended 31 March 2023 as the Group had substantially completed the asset realisation exercises in the last financial year.

SEASONALITY

Seasonality has heavy bearing on the sales and results of the Group as its track record shows. The first-half of each financial year has historically been less important than the second-half. In general, more than 50% of the Group's annual sales and most of its operating profit are derived in the second-half of the financial year, within which the holiday seasons of Christmas, New Year and the Lunar New Year fall.

CAPITAL STRUCTURE

As at 31 March 2023, the Group had net assets of approximately HK\$162.5 million (2022: HK\$188.2 million), comprising non-current assets of approximately HK\$76.2 million (2022: HK\$75.2 million), net current assets of approximately HK\$97.6 million (2022: HK\$120.2 million) and non-current liabilities of approximately HK\$11.3 million (2022: HK\$7.2 million).

LIQUIDITY AND FINANCIAL RESOURCES

As at 31 March 2023, the Group had cash and cash equivalents and time deposits of about HK\$67.8 million (2022: HK\$108.5 million) and HK\$19.7 million (2022: HK\$11.7 million), respectively. At the end of the reporting period, the Group had aggregate banking facilities of about HK\$10.0 million (2022: HK\$10.0 million), comprising interest-bearing bank overdraft, revolving loans, rental and utility guarantees as well as import facilities, of which about HK\$8.5 million had not been utilised (2022: HK\$10.0 million). The Group had no borrowings as at 31 March 2022 and 31 March 2023. The Group's gearing ratio at the end of the reporting period, representing a percentage of total interest-bearing bank borrowings to total assets, was zero (2022: zero).

CASH FLOWS

During the year ended 31 March 2023, net cash flows from operating activities strengthened by about 20.3% to approximately HK\$71.6 million (2022: HK\$59.5 million), which was mainly attributable to the decrease in inventories and less operating costs for the streamlined retail operations. Net cash flows used in investing activities was about HK\$9.4 million (2022: inflows of about HK\$248.3 million). As the asset realisation exercises had been substantially completed in the last financial year, there was only about HK\$1.8 million (2022: HK\$246.8 million) proceeds received from the disposal of properties or a property-holding company during the year under review. Net cash flows used in financing activities slumped to about HK\$102.8 million (2022: HK\$466.0 million) mainly due to the cut in surplus cash from the proceeds of disposal of properties for dividend payments.

SECURITY

As at 31 March 2023, the Group's general banking facilities were secured by the Group's property, plant and equipment and right-of-use assets situated in Hong Kong, which had aggregate carrying values at the end of the reporting period of approximately HK\$5.0 million and HK\$12.8 million, respectively (2022: secured by a time deposit of HK\$11.7 million).

CAPITAL COMMITMENT

The Group had no material capital commitment contracted, but not provided for as at 31 March 2023 (2022: Nil).

CONTINGENT LIABILITIES

As at 31 March 2023, the Group had contingent liabilities in respect of bank guarantees given in lieu of utility and property rental deposits amounting to approximately HK\$1.5 million (2022: guarantees given for committed lease payments of about HK\$0.3 million).

HUMAN RESOURCES

Including the Directors, the Group had 183 (2022: 190) employees as at 31 March 2023. To attract and retain high quality staff, the Group provided competitive remuneration packages with performance bonuses, mandatory provident fund, insurance coverage as well as entitlements to share options to be granted under a share option scheme based on employees' performance, experience and the prevailing market rate. Remuneration packages were reviewed regularly. Regarding staff development, the Group provided regular in-house training to retail staff and subsidised external training programmes for their professional development.

FOREIGN EXCHANGE RISK MANAGEMENT

The Group's sales and purchases during the year have been mostly denominated in Hong Kong dollars and United States dollars. The Group has been exposed to certain foreign currency exchange risks but it does not anticipate future currency fluctuations to cause material operational difficulties or liquidity problems. However, the Group continuously monitors its foreign exchange position and, when necessary, will hedge foreign exchange exposure arising from contractual commitments in sourcing apparel from overseas suppliers. The Group's objectives and policies in foreign exchange risk management and other major financial risk management are set out in Note 36 to the consolidated financial statements.

The Company and its subsidiaries (the “**Group**”) are committed to maintaining a high standard of corporate governance which serves as a vital element throughout the development of the Group. The board of directors (the “**Board**”) of the Company emphasises on maintaining and conducting sound and effective corporate governance structure and practices. Throughout the year ended 31 March 2023, the Company has complied with the applicable code provision of the Corporate Governance Code (the “**CG Code**”) as set out in Appendix 14 of the Rules Governing the Listing of Securities (the “**Listing Rules**”) of the Stock Exchange.

BOARD OF DIRECTORS

The Company is governed by the Board which is collectively responsible for promoting the Company’s success by directing and supervising its affairs. The Board is responsible for setting goals and objectives, formulating corporate strategies as well as overseeing the performance of the Group. All directors of the Company (the “**Directors**”) are aware of their collective and individual responsibilities to the shareholders of the Company, the duties to act honestly and in good faith in the interest of the Company and its shareholders as a whole and to avoid conflict of interests.

The executive Directors and management of the Group implements the strategic plans and deals with day-to-day operational matters of the Group under the delegation and authority of the Board. The management of the Company reports regularly to the executive Directors on their duties and responsibilities as well as the conduct, business activities and development of the Group. They provide adequate, complete and reliable information in a timely manner to enable the Directors and/or the Board committees of the Company (the “**Board Committees**”) to make informed decisions on all significant matters of the Company. The management also provides sufficient information and explanation to the Board to enable it to make an informed assessment of financial and other information put before it for approval. The management also supplies additional information upon request and enquiry by the Directors. The Board and each Director have a separate and independent access to the management and the company secretary of the Company (the “**Company Secretary**”), whenever necessary, for any information relevant to the Group they may require in discharging their duties. The Board reviews those arrangements at least annually to ensure the arrangement is remained appropriate to the needs of the Company.

As at 31 March 2023, the Board comprised six members, including three executive Directors and three independent non-executive Directors, as shown below:

Executive Directors

Madam Tong She Man, Winnie (*Chairlady*)
Mr. Yeung Yat Hang (*Chief Executive Officer*)
Dr. Wong Yui Lam (*resigned on 26 June 2023*)

Independent Non-Executive Directors

Mr. Chu To Ki
Mr. Mak Wing Kit
Mr. Wong Man Tai

Changes in Directorship and the Composition of Board Committees

In addition, the Board announced the following changes with effect from 26 June 2023:

- (1) Dr. Wong Yui Lam resigned, by reason of retirement, as an executive Director and ceased to be an authorised representative of the Company;
- (2) Ms. Choi Sze Man, Mandy is appointed as an independent non-executive Director, the chairlady of the remuneration committee of the Board (the “**Remuneration Committee**”) and a member of each of the audit committee and nomination committee of the Board;
- (3) Mr. Mak Wing Kit ceased to act as the chairman of the Remuneration Committee and is redesignated as a member of the Remuneration Committee; and
- (4) Mr. Yeung Yat Hang, an executive Director, is appointed as an authorised representative of the Company;

The composition of the Board is well balanced with each Director having sound industry knowledge, extensive strategic planning and execution experience and/or expertise relevant to the business of the Group.

The biographical details of the Directors and the relationship among the members of the Board, if any, are set out in the section of “Directors and Company Secretary” on pages 15 and 16 of this Annual Report.

BOARD OF DIRECTORS *(Continued)*

In compliance with Rule 3.10(1) and (2) and 3.10A of the Listing Rules, the Company has appointed three independent non-executive Directors, who have represented at least one-third of the Board and brought about a strong independent element in the Board. The Board considers that all the independent non-executive Directors have appropriate and sufficient business, legal and/or finance experience and qualifications to carry out their duties so as to protect the interests of the shareholders of the Company.

The Company has received from each of the independent non-executive Directors an annual confirmation of their independence as required under Rule 3.13 of the Listing Rules. The Company considered all the independent non-executive Directors to be independent. The independent non-executive Directors are explicitly identified in all corporate communications.

Each of the independent non-executive Directors has taken up the role as an independent non-executive Director for an initial term of one year and is subject to retirement and re-election in accordance with the articles of association of the Company.

Mr. Mak Wing Kit ("**Mr. Mak**") and Mr. Chu To Ki ("**Mr. Chu**") have served as independent non-executive Directors for more than nine years. Pursuant to provision B.2.3 of the CG Code, their further appointment shall be subject to a separate resolution to be approved by shareholders. The Board considered that Mr. Mak and Mr. Chu have exercised judgments in the best interest of the Company when discharging their duties as independent non-executive Directors. Despite their length of service, there is no evidence that the independence of Mr. Mak and Mr. Chu, especially in terms of exercising independent judgments and objective challenges to the management, have been or will be in any way compromised or affected. Mr. Mak and Mr. Chu have also provided annual confirmations of independence pursuant to Rule 3.13 of the Listing Rules. The Board is therefore satisfied that Mr. Mak and Mr. Chu meet the independence guidelines set out in Rule 3.13 of the Listing Rules and continues to be independent.

If a Director has conflict of interest in a transaction or proposal to be considered by the Board and which the Board has determined to be material, the individual Director concerned declares his/her interest and is required to abstain from voting. The matter is considered at a Board meeting with the presence of the independent non-executive Directors who have no material interest in the proposed transaction.

According to the articles of association of the Company, the Directors for the time being of the Company shall be indemnified and secured harmless out of the assets and profits of the Company from and against all actions, costs, charges, losses, damages and expenses which they or any of them, shall or may incur or sustain by reason of any act done, concurred in or omitted in or about the execution of their duty in their respective offices. The Company has maintained appropriate director liability insurance in respect of legal action against the Directors from their liabilities arising out of corporate activities. The insurance coverage will be reviewed regularly to ensure its effectiveness and sufficiency.

Pursuant to CG Code provision C.1.4, the Directors are required to participate in continuous professional development so as to ensure that their contribution to the Board remains informed and relevant. Accordingly, the Group also adopted a corporate governance policy requiring every newly appointed Director should receive a comprehensive, formal and tailored induction on appointment of at least 15 hours from the Chairman, other senior Directors and/or external professional bodies, as appropriate, so as to ensure that they have appropriate understanding of the business and operations of the Group and that they are fully aware of their responsibilities and obligations under the Listing Rules and relevant regulatory requirements. In addition, all the Directors are required to participate in at least 15 hours of continuous professional development in each financial year to develop and refresh their knowledge and skills, either through in-house training or external professional resources. All the Directors have complied with the requirements during the year ended 31 March 2023.

BOARD OF DIRECTORS (Continued)

A summary of training received by the Directors during the year under review is as follows:

	Type of training
Executive Directors	
Madam Tong She Man, Winnie	A, B
Mr. Yeung Yat Hang	A, B
Dr. Wong Yui Lam (resigned on 26 June 2023)	A, B
Independent Non-Executive Directors	
Mr. Chu To Ki	A, B
Mr. Mak Wing Kit	A, B
Mr. Wong Man Tai	A, B

A: reading newspaper/journals and updates relating to retail industry, corporate governance and/or director's responsibilities

B: attending technical seminars/conferences/workshops/forums

During the year ended 31 March 2023, the Company Secretary, Mr. Li Kin Cheong, has also undertaken no less than 15 hours of relevant professional training in compliance with Rule 3.29 of the Listing Rules.

BOARD MEETINGS

Board meetings are held regularly and at least four times a year at approximately quarterly intervals. For regular Board meetings, notices of at least 14 days together with respective agendas are given to facilitate maximum attendance of the Directors. At the meeting, the Directors are provided with the relevant documents to be considered and approved. Draft minutes of Board meeting are circulated to all the Directors for comments. Minutes of Board meetings are taken by the Company Secretary or a duly appointed secretary of the Board meeting and are open for inspection by any Director.

The table below sets out the attendance of each Director at the annual general meeting (the "AGM") and the meetings of the Board and other Board committees held during the year under review:

	AGM	Board	Audit Committee	Remuneration Committee	Nomination Committee
Executive Directors					
Madam Tong She Man, Winnie	1/1	6/6	n/a	n/a	n/a
Mr. Yeung Yat Hang	1/1	6/6	n/a	n/a	n/a
Dr. Wong Yui Lam (resigned on 26 June 2023)	0/1	5/6	n/a	n/a	n/a
Independent Non-Executive Directors					
Mr. Chu To Ki	1/1	6/6	3/3	1/1	1/1
Mr. Mak Wing Kit	1/1	6/6	3/3	1/1	1/1
Mr. Wong Man Tai	1/1	6/6	3/3	1/1	1/1

BOARD COMMITTEES

The Board has established three Board Committees, namely the audit committee, the remuneration committee and the nomination committee, with written terms of references in compliance with the CG Code. As at 31 March 2023, all those committees comprise three independent non-executive Directors, who have appropriate professional qualifications and experiences in accounting, legal affairs, financial and/or business management. The committee members may call any meetings at any time when necessary or desirable. The composition of the Board Committees during the year under review was as follows:

Independent Non-Executive Directors	Audit Committee	Remuneration Committee	Nomination Committee
Mr. Chu To Ki	Member	Member	Member
Mr. Mak Wing Kit	Chairman	Chairman	Member
Mr. Wong Man Tai	Member	Member	Chairman

Audit Committee

The primary duties of audit committee are to make recommendations to the Board on the appointment, re-appointment, removal, remuneration and terms of engagement of the external auditor, and any questions of its resignation or dismissal; to review and monitor the integrity of the Group's financial information (including, but not limited to, the Group's consolidated financial statements, interim report and annual report, etc.); to oversee the Group's financial reporting system, risk management and internal control systems; and to develop, review and monitor the Group's corporate governance functions delegated by the Board.

During the year under review, the audit committee reviewed the Group's consolidated financial statements, interim and annual reports, the accounting principles and practices adopted, risk management, internal control and financial reporting systems, and also plans and findings of audit from the external auditor. Besides, the audit committee reviewed the external auditor's independence, made recommendations to the Board for approval of the external auditor's remuneration, its terms of engagement and re-appointment of the external auditor. For corporate governance, the audit committee reviewed and updated the Group's policies on corporate governance, whistleblowing, anti-corruption, inside information as well as shareholders' communication. The audit committee also reviewed the Group's compliance with CG Code and disclosures in this Corporate Governance Report.

Remuneration Committee

The primary duties of remuneration committee are to make recommendations to the Board on the Group's policy and structure for Directors' remuneration and on the establishment of a formal and transparent procedure for developing such remuneration policy; to review and approve the management's remuneration proposals with reference to the Board's corporate goals and objectives; and to make recommendations to the Board on the remuneration packages of executive Directors.

The primary goal of the remuneration policy with regard to the remuneration packages to the Directors and other employees of the Group is to enable the Group to retain and motivate them to meet corporate goals and to support continuous development of the Group by linking their remuneration with performance as measured against corporate objectives achieved. The remuneration package is determined by reference to individual's duties and responsibilities, experiences, qualifications, prevailing market conditions and both corporate and individual performance. Subject to the Group's profitability, the Group may also grant discretionary bonus and share options of the Company to its employees as an incentive for their contribution to the Group.

During the year under review, the remuneration committee reviewed and evaluated the Group's remuneration policy and structure for the executive Directors, their performance against corporate objectives and results achieved and terms of their service contracts. In addition, the remuneration committee has reviewed the remuneration packages of executive Directors and recommended the Board for approval (i.e. the model described in Code Provision E.1.2(c)(ii) of the CG Code is adopted). No Director was involved in deciding his/her own remuneration during the year under review.

BOARD COMMITTEES (Continued)**Remuneration Committee** (Continued)

The remuneration for the year ended 31 March 2023 to the Directors fell within the following bands:

	Number of individuals	
	2023	2022
HK\$1,000,000 or below	4	3
HK\$1,500,001 – HK\$2,000,000	1	1
HK\$2,000,001 – HK\$2,500,000	1	–
HK\$3,500,001 – HK\$4,000,000	–	1
HK\$4,000,001 – HK\$4,500,000	–	1

Further details of the remuneration to the Directors for the year under review are set out in the Note 8 to the consolidated financial statements on pages 73 to 74 of this Annual Report.

Nomination Committee

The primary duties of nomination committee are to review the structure, size and composition of the Board at least annually and make recommendations on any proposed changes to the Board to complement the Group's corporate strategy and on the selection of individuals nominated for directorships as well as appointment or re-appointment of the Directors. The nomination committee is also responsible for making succession planning for the Directors, in particular the Chairman and the chief executive of the Company.

Board Diversity Policy

The Board has adopted a board diversity policy. The Company recognises and embraces the benefit of having a diverse Board to enhance the quality of its performance. With a view to achieving a sustainable and balanced development, the Company sees increasing diversity at the Board level as a constructive element in supporting the attainment of its strategic objectives and its sustainable development. When determining the composition of the Board, board diversity will be considered from a number of factors, including but not limited to gender, age, cultural and educational background, ethnicity, professional experience, skills, knowledge and length of services. All Board appointments will be based on meritocracy, and candidates will be considered against objective criteria, having due regard for the benefits of diversity on the Board. The Nomination Committee reviews the policy and objectives from time to time to ensure their appropriateness in determining the optimum composition of the Board that is aligning with the Company's strategy and objectives and make recommendations to the Board, if any.

Board Diversity Profile

Role of directors	As at 31 March 2023			TOTAL
	Executive	Independent	Non-Executive	
	3		3	6
Length of services	5 years or below	6 to 10 years	Over 10 years	TOTAL
	1	–	5	6
Age group	40–49	50–59	Over 60	TOTAL
	2	2	2	6
Gender	Female	Male		TOTAL
	1	5		6

BOARD COMMITTEES *(Continued)*

Board Diversity Policy *(Continued)*

The Company intends to gradually increase the portion of female directors in the Board to further promote the Board's gender diversity. Subject to the competency, qualification and availability of appropriate female candidates for directorship, the Company's gender target is as follows:

Timeline	No. of Female Director
By year ending 31 March 2024	At least the one-third of the Board
By year ending 31 March 2025	About 50% of the Board

Workforce Gender Diversity Profile (including the Directors and senior management)

Gender	As at 31 March 2023		TOTAL
	Female	Male	
No. of staff	143	40	183
Gender ratio	78%	22%	100%

The Company respects equally the contributions and talents from different genders and adopts a fair recruitment policy to offer open and equal opportunities, free of gender, race, family status and age discrimination, with a view to recruiting the best talents. The Company considers primarily on the candidates' personal merit, qualifications, experience and skills. The Company also takes into consideration its own business model and specific needs from time to time in determining the optimal composition of the workforce.

Nomination Policy

The board has adopted a nomination policy (the "Nomination Policy"), which sets out the criteria and process in the nomination and appointment of Directors, with the objective to ensure the Board has a balance of skills, experience and diversity of perspectives appropriate to the requirements of the Company and/or the Group's business.

(1) Selection Criteria

The factors listed below will be used as reference by the nomination committee in assessing the suitability of a proposed candidate:

- Reputation for integrity;
- Accomplishment and experience;
- Qualifications;
- Compliance with legal and regulatory requirements;
- Commitment in respect of available time and relevant interest;
- Independence: in case of nomination or re-appointment of independent non-executive Directors, the requirements and guidelines on independence of a candidate in accordance with Rule 3.13 of the Listing Rules; and
- Diversity in all its aspects, including but not limited to gender, age (18 years or above), cultural and educational background, ethnicity, professional experience, skills, knowledge and length of services.

These factors are for reference only, and not meant to be exhaustive and decisive. The nomination committee has the discretion to nominate any person, as it considers appropriate.

(2) Nomination Procedures for a New Director

The secretary of the nomination committee shall call a meeting of the nomination committee, and invite nominations of candidates from Board members if any, for consideration by the nomination committee prior to its meeting. The nomination committee may also put forward candidates who are not nominated by Board members.

The nomination committee shall evaluate such candidate with reference to the criteria as set out above to determine whether such candidate is appropriate for the Company's directorship. If he or she is considered appropriate, the nomination committee shall make recommendations for the Board's consideration and approval in case for filling a casual vacancy. For proposing candidates to stand for election at a general meeting, the nomination committee shall then make nominations to the Board for its consideration and recommendation. A candidate is allowed to withdraw his/her candidature at any time before the general meeting by serving a notice in writing to the Company Secretary. The Board shall have the final decision on all matters relating to its recommendation of candidates to stand for election at any general meeting.

BOARD COMMITTEES (Continued)**Nomination Policy** (Continued)**(3) Re-election of Director at General Meeting**

Retiring Directors are eligible for nomination by the Board to stand for re-election at a general meeting. The nomination committee and/or the Board should review the overall contribution and service to the Company of the retiring Director and his/her level of participation and performance on the Board.

If an independent non-executive Director is subject to re-election, the nomination committee and/or the Board will also assess and consider whether the independent non-executive Director will continue to satisfy the independence requirements as set out in the Listing Rules.

The nomination committee and/or the Board should then make recommendations to shareholders of the Company in respect of the proposed re-election of Director at the general meeting.

During the year under review, the nomination committee reviewed the present structure, size and composition of the Board, the board diversity policy as well as the Nomination Policy adopted.

In addition, according to the articles of association of the Company, one-third of the Directors for the time being (or, if their number is not a multiple of three, the number nearest to but not less than one-third) shall retire from office by rotation provided that every Director shall be subject to retirement at least once every three years.

In accordance with article 86(3) and 87 of the Company's articles of association, Ms. Choi Sze Man, Mandy, Mr. Yeung Yat Hang and Mr. Chu To Ki will retire by rotation at the AGM. Except for Mr. Chu To Ki who does not offer himself for re-election and will retire from the office upon the conclusion of the AGM, Ms. Choi Sze Man, Mandy and Mr. Yeung Yat Hang, both being eligible, will offer themselves for re-election at the AGM. The nomination committee has reviewed the re-election of Ms. Choi Sze Man, Mandy and Mr. Yeung Yat Hang and recommended them to the Board for re-election.

EXTERNAL AUDITOR AND AUDITOR'S REMUNERATION

The Company appointed Grant Thornton Hong Kong Limited ("GT") as the Group's principal auditor since the year ended 31 March 2021. The acknowledgement of their responsibilities on the consolidated financial statements is set out in the section of "Independent Auditor's Report" on pages 40 to 43 of this Annual Report.

The fees paid or payable to the principal auditors, GT, and their affiliated firms as well as the secondary auditors, for services rendered are as follows:

	2023 HK\$'000	2022 HK\$'000
Audit service fee:		
to the principal auditors	980	920
to the secondary auditors	219	209
Sub-total	1,199	1,129
Non-audit service fee to the principal auditors:		
Review on a major transaction	–	255
Others	30	32
Sub-total	30	287
Total	1,229	1,416

RISK MANAGEMENT AND INTERNAL CONTROL

The Board acknowledges its responsibilities for the Group's risk management and internal control systems (the "Systems") and reviewing their effectiveness. Such Systems are designed to manage rather than eliminate the risk of failure to achieve business objectives, and can only provide reasonable, but not absolute, assurance against material misstatement or loss. The Board has delegated its responsibilities to the Group's audit committee (the "Audit Committee") to oversee the Systems on an ongoing basis and to conduct a review of the effectiveness of the Systems at least annually.

Main features of the Systems

The Group maintains a structure with defined lines of responsibility and appropriate delegation of duty and authority. The major components of the control structure are summarised as follows:

(a) The Board

- To evaluate and determine the nature and extent of the risks it is willing to take in achieving the Group's strategic objectives;
- To oversee management, with the assistance of the Audit Committee, in the design, implementation and monitoring of the Systems on an ongoing basis;
- To define management structure with clear lines of responsibility and delegation of authority;
- To ensure the adequacy of resources, staff qualifications and experience, training programmes and budget of the Group's accounting, internal audit and financial reporting functions;
- To ensure that a review of effectiveness of the Systems has been conducted at least annually.

(b) The Audit Committee

- To oversee the Systems on an ongoing basis through the Group's internal audit functions;
- To conduct a review on the effectiveness of the Systems at least annually through the Group's internal audit functions and/or external professional parties and such review should cover all material controls, including financial, operational and compliance controls;
- To coordinate, review and approve audit scope and plans proposed by both the Group's internal and external auditors;
- To consider major investigation findings and evaluate significant issues on risk management and internal control matters and make recommendations to the Board;
- To develop, review and monitor the Group's policies and practices on corporate governance and compliance with relevant CG Code, legal and other regulatory requirements and make recommendations to the Board.

(c) Executive Directors

- To identify and evaluate the risks that may significantly impact the Group's major operations;
- To design, implement and maintain appropriate and effective Systems;
- To monitor and manage risks in day-to-day operations through appropriate risk mitigation measures;
- To provide confirmation to the Board and the Audit Committee on the effectiveness of the Systems.

(d) Internal Audit Functions

- To formulate appropriate risk-based audit plans and undertake risk reviews;
- To carry out the analysis and independent appraisal of adequacy and effectiveness of the Systems;
- To systematically document and evaluate any issues that may significantly affect the effectiveness of the Systems and/or operations of the Group;
- To report findings and results of the independent assessment and make recommendations to the Audit Committee and/or management to solve and improve system deficiencies or control weaknesses.

RISK MANAGEMENT AND INTERNAL CONTROL *(Continued)*

Risk Management Framework

The Group adopts a “top-down” approach in the Group’s risk management framework which the Board, the Audit Committee and the executive Directors of the Group exercise strong oversight on the establishment and maintenance of the risk management policy. Besides, the Group performs independent appraisal through its internal audit functions and/or other external professional parties and undergoes a sound evaluation mechanism for continuous improvement.

The Group’s risk management process comprises four core stages:

(a) Risk identification

The executive Directors are responsible for assessing the market, competition environment and the daily operations to identify potential risks relating to its business processes that may materially affect the Group.

The details of the risk identified are then collected through the internal audit functions and recorded in a centralised risk register, which summarises the risks of the Group as a whole by five categories, namely reporting, operational, strategic, compliance, information technology (“IT”) and cybersecurity risks. The risk register is submitted to the Audit Committee for review and independent evaluation. The identification process is performed from time to time to respond to the changing business environment and to determine whether adjustment is required for the risk identification result.

(b) Risk Assessment and Prioritisation

Risk assessment involves the evaluation of the associated likelihood of occurrence and impact of risk identified. The executive Directors are required to estimate the likelihood of occurrence and assign the ratings on the impact and the vulnerability of the risks. Risks are prioritised and the design of risk mitigation plan is then based on the risk prioritisation. The assessment criteria is determined by the executive Directors and approved by the Board.

(c) Risk Response

The following table summarises the types of the risk responses and the circumstances to be adopted:

<u>Types of Risk Responses</u>	<u>Circumstances to be adopted</u>
Acceptance	Risks are considered as immaterial and it is within the risk acceptable level.
Reduction	Risks are considered as material, and controls are available to reduce the risks to an acceptable level.
Transfer	Risks are considered as material, and the Group is not able to reduce the risks to an acceptable level solely. The portion of risks has to be transferred to or shared with other parties.
Avoidance	Risks are considered as material, and the risks cannot be reduced to an acceptable level by all means, or it requires unreasonably high cost to reduce the risks to an acceptable level.

(d) Risk Monitoring

The executive Directors is responsible to implement and monitor the risk mitigation plan, and review its effectiveness since implementation. Through the internal audit functions and effective communication with the executive Directors, the Audit Committee evaluates the results on risk mitigation measures, ensures any outstanding items in the action plan have been followed up appropriately and confirms whether any material changes in the risk assessment as well as the respective risk responses.

RISK MANAGEMENT AND INTERNAL CONTROL *(Continued)*

Review of the Systems

The Group carries out review and analysis, which cover all material controls on financial, operational and compliance aspects, from time to time through its internal audit functions to ensure that the Group's Systems are able to meet and deal with the dynamic and ever changing business environment. Any significant risks, system deficiencies and control weaknesses identified are timely reported to appropriate management and the Audit Committee for corrective actions.

During the year under review, the Audit Committee has reviewed the Group's risk assessment and management practice. All findings have been addressed and recommendations are made to the Board for consideration. The Audit Committee has also assisted the Board to review the resources, staff qualification and experience, training programmes and budget of the Group's accounting, financial reporting and internal audit functions and were of the view that they were adequate.

The Board and the Audit Committee have reviewed and confirmed that the Systems were effective and adequate for the year ended 31 March 2023.

Inside Information Policy

The Group adopts an inside information policy to regulate the handling and dissemination of inside information, in particular for which may be potentially price-sensitive. Procedures and guidelines are in place to ensure inside information is kept strictly confidential. If the inside information has to be disseminated to public, it should be done in equal and timely manner in accordance with the applicable laws and regulations.

The Board identifies a list of designated officers of the Group, including all the Directors and certain employees, who substantially involve in the management of the Group's operations and/or may be in possession of inside information. These officers not only have to comply with specific procedures in handling inside information, but also need to make appropriate declaration to a designated Director or the Company Secretary and comply with restrictions and blackout period in respect of dealing with securities of the Company. The list of the officers is reviewed and updated from time to time by the Board.

Whistleblowing Policy

The Group has adopted an updated whistleblowing policy on 27 June 2022. The revised policy covers a wider scope of possible improprieties in matters related to the Company, in order to help detect and deter misconduct or malpractice or unethical acts in the Company. The policy sets out procedures whereby employees can report any actual or suspected occurrence of improper conduct involving the Group, and for such matters to be investigated and dealt with effectively in an appropriate and transparent manner. The Audit Committee has been designated to receive and consider any such cases reported with appropriate evidence, to obtain information and explanation from the executive Directors, to perform necessary investigations through the internal audit functions and/or external professional parties, and make recommendations to the Board to address issues and correct irregularities.

Anti-corruption Policy

The Group has also adopted an updated anti-corruption policy on 27 June 2022. The policy sets out the basic standard of conduct which applies to all directors, officers and employees of the Company and its subsidiaries (collectively known as "**Employees**"). It also provides guidance to all Employees on acceptance of advantage and handling of conflict of interest when dealing with the Company's business. The Company also encourages and expects our business partners including suppliers, contractors and clients to abide by the principles of the Group's anti-corruption policy.

MODEL CODE FOR SECURITIES TRANSACTIONS

The Company has adopted the Model Code for Securities Transactions by Directors of Listed Issuers (the "**Model Code**") as set out in Appendix 10 of the Listing Rules as its own code of conduct for dealing in securities by the Directors of the Company. Based on specific enquiry with the Directors, all the Directors confirmed that they have complied with the required standards as set out in the Model Code throughout the year under review.

DIRECTORS' RESPONSIBILITIES FOR THE CONSOLIDATED FINANCIAL STATEMENTS

The Board acknowledges its responsibilities for the preparation of the consolidated financial statements for each financial year, which give a true and fair view of the state of affairs of the Company and the Group and of the results and cash flows of the Group for that year and in compliance with relevant law and disclosure provisions of the Listing Rules. In preparing the consolidated financial statements for the year ended 31 March 2023, the Board has selected appropriate accounting policies and applied them consistently, made judgments and estimates that are prudent and reasonable, and have prepared the consolidated financial statements on a going concern basis. The Board is responsible for keeping proper accounting records which disclose the financial position of the Group with reasonable accuracy at any time.

COMMUNICATION WITH INVESTORS AND SHAREHOLDERS

The Group has adopted a revised shareholders' communication policy on 27 June 2022. To enhance transparency and effectively communicate with the investment community, the executive Directors maintain regular communications with various shareholders, potential investors, research analysts, fund managers and media.

The Board also welcomes the views of shareholders on matters affecting the Company and encourages them to attend shareholders' general meeting to communicate directly with the Board. External auditor and the chairman of each of the Board committees attend the general meeting and are available to answer shareholders enquiries. The important details and dates for shareholders during the year under review and in the coming financial year are set out in the section of "Information for Investors" on page 10 of this Annual Report.

In addition, annual/interim reports, announcements and press releases, if any, are posted on the website of the Stock Exchange at www.hkexnews.hk and/or the Company's official website at www.bauhaus.com.hk, which are constantly being updated in a timely manner and so contain additional information on the Group's business. The Board reviewed regularly its implementation and considered it is effective.

Constitutional Documents

Pursuant to the amendments to Appendix 14 of the Listing Rules becoming effective for the Group's financial year commencing on or after 1 April 2022, the Board proposed on 27 June 2022 to amend the memorandum and articles of association of the Company and has been approved by a special resolution at the annual general meeting held on 18 August 2022. The amended version of the memorandum and articles of association of the Company is available on the websites of the Stock Exchange and the Company.

DIVIDEND POLICY

With the goal of achieving sustainable development of the Group's business and delivering favourable returns to shareholders of the Company in long term, the Board adopted a dividend policy (the "Dividend Policy") to provide guidance on dividend distribution, as follows:

Declaration of dividend is subject to the discretion of the Board, taking into consideration of, among others, the following factors in relation to the Company and the Group as a whole:

- (i) operations and earnings;
- (ii) business development;
- (iii) capital requirements and surplus;
- (iv) general financial conditions;
- (v) contractual restrictions (if any); and
- (vi) any other factors that the Board considers appropriate.

The Company may from time to time declare dividends in any currency to be paid to the members of the Company but no dividend shall be declared in excess of the amount recommended by the Board. However, any payment of the dividend by the Company is also subject to any restrictions under the Companies Law of the Cayman Islands, the Company's articles of association and all applicable laws, rules and regulations.

The Board will review the Dividend Policy from time to time and may exercise its sole and absolute discretion to update, amend and/or modify the Dividend Policy at any time as the Board thinks fit and necessary. There is no assurance that dividends will be paid in any particular amount for any given period. The Dividend Policy shall in no way constitute a legally binding commitment by the Company that any dividend will be paid in any particular amount and/or in no way obligate the Company to declare a dividend at any time or from time to time.

PROCEDURES FOR SHAREHOLDERS TO CONVENE AN EXTRAORDINARY GENERAL MEETING (THE “EGM”)

The following procedures are subject to the memorandum and articles of association of the Company (as amended from time to time), and the applicable legislation and regulation, in particular the Listing Rules (as amended from time to time).

- Any one or more shareholders holding at the date of deposit of the requisition not less than one-tenth of the paid up capital of the Company carrying the right of voting at general meetings of the Company (the “**Eligible Shareholder(s)**”) shall at all times have the right, by written requisition to the Board or the Company Secretary, to require an EGM to be called by the Board for the transaction of any business specified in such requisition.
- Eligible Shareholders who wish to convene an EGM must deposit a written requisition (the “**Requisition**”) signed by the Eligible Shareholder(s) concerned to the principal place of business of the Company in Hong Kong at 1/F., 163 Hoi Bun Road, Kwun Tong, Kowloon, Hong Kong, for the attention of the Company Secretary.
- The Requisition must state clearly the name of the Eligible Shareholder(s) concerned, his/her/their shareholding(s), the reason(s) to convene an EGM and the details of the business(es) proposed to be transacted in the EGM, and must be signed by the Eligible Shareholder(s) concerned.
- The Requisition will be verified with the Company’s branch share registrar and upon their confirmation that the Requisition is proper and in order, the Board will convene an EGM by serving sufficient notice in accordance with the requirements under the articles of association of the Company to all the registered shareholders of the Company. On the contrary, if the Requisition has been verified as not in order, the Eligible Shareholder(s) concerned will be advised of this outcome and accordingly, the Board will not call for an EGM.
- If within 21 days of the deposit of the Requisition, the Board fails to proceed to convene such EGM, the Eligible Shareholder(s) himself/herself/themselves may do so, and all reasonable expenses incurred by the Eligible Shareholder(s) concerned as a result of the failure of the Board shall be reimbursed to the Eligible Shareholder(s) concerned by the Company.

PROCEDURES FOR SHAREHOLDERS TO PUT FORWARD PROPOSALS AT SHAREHOLDERS’ MEETINGS

There are no provisions allowing Shareholders to move new resolutions at the general meetings under the Cayman Islands Companies Law. However, pursuant to the articles of association of the Company, shareholders who wish to move a resolution may by means of requisition convene an EGM following the procedures set out above.

PROCEDURES FOR SENDING ENQUIRIES TO THE BOARD

Shareholders may send their enquiries and concerns in writing to the Board by addressing them to the principal place of business of the Company in Hong Kong at 1/F., 163 Hoi Bun Road, Kwun Tong, Kowloon, Hong Kong by post for the attention of the Company Secretary or via email to ir@bauhaus.com.hk.

Upon receipt of the enquiries, the Company Secretary will forward:

1. communications relating to matters within the Board’s purview to the executive Directors;
2. communications relating to matters within a Board committee’s area of responsibility to the chairman of the appropriate committee of the Board; and
3. communications relating to ordinary business matters, such as suggestions, inquiries and consumer complaints, to the appropriate management of the Group.

The Directors present their report and the audited consolidated financial statements for the year ended 31 March 2023.

PRINCIPAL ACTIVITIES

The principal activities of the Company are investment holding and management of the Group's operations. There were no significant changes in the nature of the Group's principal activities during the year under review. The principal activities of its principal subsidiaries are design and retail of trendy apparel, bags and fashion accessories, property holding, brand licensing and provision of management services.

BUSINESS REVIEW

The business review of the Group for the year ended 31 March 2023 is set out under sections headed "Chairlady's Statement" on page 1 and "Management Discussion and Analysis" on pages 17 to 21 of this Annual Report. An analysis of the Group's performance for the year ended 31 March 2023 by key financial performance indicators is set out under section headed "Financial Highlights" on pages 12 to 14 of this Annual Report. Those discussions form part of this Report of the Directors. The Group has complied with the relevant laws and regulations that have significant impact on the operations of the Group for the year ended 31 March 2023.

Environmental Policies and Performance

The Group recognises the importance of environmental protection and sustainable business operations. The Group is dedicated to complying with the relevant environmental laws, standards and policies prevailing in the countries or jurisdictions in which the Group principally operates. The Group also advocates a number of environment-friendly measures in its operations and workplaces including but not limited to paperless documentation, electronic communication, energy saving and materials recycling.

Relationships with Employees, Customers and Suppliers

The Group considers that employees, customers and suppliers are key elements to the success of the Group's retail business. The Group provides competitive remuneration package to motivate and retain quality staff and is committed to providing a safe and healthy working environment for its staff. In particular, the Group regularly organises in-house training, team building and networking activities for retail sales staff to promote team spirit and to enhance skills.

As a reputable retailer in the fashion industry, the Group not only sells products to customers, but also is committed to providing quality services and great shopping experience to them either in the Group's offline retail shops or via online platforms. The Group regularly interacts with customers and always welcomes to gain valuable market insights and feedback from end consumers.

On procurement side, the Group maintains a solid sourcing base and has established long standing cooperation relationship with many suppliers. In addition, the Group has established anti-bribery policies, which are required to be observed by all parties, and regularly performs quality assurance review and on-site check to ensure the merchandises produced or supplied by vendors meet required standards and at reasonable market price.

Further elaboration on the Group's environmental policies and relationships with different stakeholders of the Group and the community is set out under section headed "Environmental, Social and Governance Report" on pages 2 to 9 of this Annual Report. Details of the Group's corporate governance practices are set out under section headed "Corporate Governance Report" on pages 22 to 33 of this Annual Report.

RESULTS AND DIVIDENDS

The Group's profit for the year ended 31 March 2023 and the Group's financial position at that date are set out in the consolidated financial statements on pages 44 to 95 of this Annual Report.

During the year under review, the Company has paid dividends of HK\$71,639,000 aggregately. The Directors do not recommend the payment of a final dividend for the year ended 31 March 2023. Details of the dividends declared and paid during the year under review are set out in Note 12 to the consolidated financial statements.

ANNUAL GENERAL MEETING AND CLOSURE OF REGISTER OF MEMBERS

The forthcoming annual general meeting of the Company (the “AGM”) is scheduled on Friday, 18 August 2023. For determining the entitlement to attend and vote at the AGM, the register of members of the Company will be closed from Tuesday, 15 August 2023 to Friday, 18 August 2023, both days inclusive, during which period no transfer of shares will be effected. In order to be eligible to attend and vote at the AGM, all transfers of shares, accompanied by the relevant share certificates, must be lodged with the Company’s share registrar in Hong Kong, Tricor Investor Services Limited, at 17/F, Far East Finance Centre, 16 Harcourt Road, Hong Kong, for registration not later than 4:30 p.m. on Monday, 14 August 2023.

SUMMARY OF FINANCIAL INFORMATION

A summary of the consolidated results and assets and liabilities of the Group for the last five financial years, as extracted from the published audited consolidated financial statements is set out on page 96 of this Annual Report. This summary does not form part of the audited consolidated financial statements.

SHARE CAPITAL AND SHARE OPTIONS

Details of movements in the Company’s issued share capital and share options during the year under review are set out in Note 25 and Note 26 to the consolidated financial statements, respectively.

PRE-EMPTIVE RIGHTS

There are no provisions for pre-emptive rights under the Company’s articles of association or the Companies Law of the Cayman Islands which would oblige the Company to offer new shares on a pro rata basis to existing shareholders of the Company.

PURCHASE, REDEMPTION OR SALE OF LISTED SECURITIES OF THE COMPANY

Neither the Company, nor any of its subsidiaries purchased, redeemed or sold any of the Company’s listed securities during the year under review.

DISTRIBUTABLE RESERVES

At 31 March 2023, the Company’s reserves available for distribution, calculated in accordance with the provisions of the Companies Law of the Cayman Islands, amounted to HK\$125,784,000.

CHARITABLE CONTRIBUTIONS

The Group did not make charitable contributions during the year under review (2022: Nil).

MAJOR CUSTOMERS AND SUPPLIERS

For the year ended 31 March 2023, sales to the Group’s five largest customers accounted for less than 30% of the total sales of the Group for the year. Purchases from the Group’s largest supplier and five largest suppliers accounted for approximately 46% and 72%, respectively, of the Group’s total purchases for the year. None of the Directors or any of their close associates or any shareholder of the Company (which to the knowledge of the Directors own more than 5% of the Company’s share capital) had beneficial interests in the Group’s five largest customers or suppliers referred to above.

MANAGEMENT CONTRACTS

No contracts concerning the management and administration of the whole or any substantial part of the business of the Company were entered into or existed during the year under review.

DIRECTORS

The Directors of the Company were:

Executive Directors:

Madam Tong She Man, Winnie (*Chairlady*)

Mr. Yeung Yat Hang (*Chief Executive Officer*)

Dr. Wong Yui Lam (the "**Dr. Wong**") (*resigned on 26 June 2023*)

Independent Non-Executive Directors:

Mr. Chu To Ki

Mr. Mak Wing Kit

Mr. Wong Man Tai

Ms. Choi Sze Man, Mandy (*appointed on 26 June 2023*)

With effect from 26 June 2023, Dr. Wong resigned, by reason of retirement, as an executive Director and ceased to be an authorised representative of the Company. The Board then appointed Ms. Choi Sze Man, Mandy as an independent non-executive Director to fill a casual vacancy on the Board and appointed Mr. Yeung Yat Hang as the authorised representative of the Company to succeed Dr. Wong on the same date.

In accordance with article 86(3) and 87 of the Company's articles of association, Ms. Choi Sze Man, Mandy, Mr. Yeung Yat Hang and Mr. Chu To Ki will retire by rotation at the AGM. Except for Mr. Chu To Ki who does not offer himself for re-election and will retire from the office upon the conclusion of the AGM, Ms. Choi Sze Man, Mandy and Mr. Yeung Yat Hang, both being eligible, will offer themselves for re-election at the AGM.

The Company has received annual confirmations of independence pursuant to Rule 3.13 of the Rules Governing the Listing of Securities on the Stock Exchange (the "**Listing Rules**") from each of the independent non-executive Directors and considers them to be independent.

DIRECTORS' AND COMPANY SECRETARY'S BIOGRAPHIES

Biographical details of the Directors and company secretary of the Company are set out on pages 15 to 16 of this Annual Report.

DIRECTORS' SERVICE CONTRACTS

The executive Directors, Madam Tong She Man, Winnie and Mr. Yeung Yat Hang, have renewed their service contracts with the Company for a term of three years commencing from 1 May 2023. The executive Director, Dr. Wong, extended his service contract to 26 June 2023 and has resigned upon the expiry of the service contract. Except for Dr. Wong, the service contracts of other executive Directors will continue thereafter until terminated by not less than six months' notice in writing served by either party on the other without payment of compensation. Under the service contracts, after each completed year of service, the remuneration payable to each of them may, subject to the discretion of the Board, be adjusted and they will each be entitled to a discretionary bonus not exceeding HK\$5 million. Each of the executive Directors will be entitled to all the reasonable out-of-pocket expenses and medical expenses, housing benefits and reimbursements, the use of a car and the fuel and maintenance (including insurance) expenses in respect of the car used by him/her.

Apart from the foregoing, no Director being proposed for re-election at the AGM has a service contract with the Company or any of its subsidiaries which is not determinable by the Company within one year without payment of compensation, other than statutory compensation.

DIRECTORS' REMUNERATION

The Directors' remuneration is recommended by the remuneration committee and is subject to approval by the Board with reference to directors' duties, responsibilities and performance and the results of the Group. Details of the remuneration payable to each Director for the year ended 31 March 2023 are set out in Note 8 to the consolidated financial statements.

DIRECTORS' INDEMNITY

According to the articles of association of the Company, the Directors for the time being of the Company shall be indemnified and secured harmless out of the assets and profits of the Company from and against all actions, costs, charges, losses, damages and expenses which they or any of them, shall or may incur or sustain by reason of any act done, concurred in or omitted in or about the execution of their duty in their respective offices, save and except in case of fraud or dishonesty. The Company has maintained appropriate director liability insurance in respect of legal action against the Directors during the year ended 31 March 2023 in respect of legal action against the Directors from their liabilities arising out of corporate activities.

DIRECTORS' INTERESTS AND SHORT POSITIONS IN SHARES AND UNDERLYING SHARES

At 31 March 2023, the interests and short positions of the Directors of the Company in the shares and underlying shares of the Company or its associated corporations (within the meaning of Part XV of the Securities and Futures Ordinance (the "SFO"), as recorded in the register required to be kept by the Company pursuant to section 352 of the SFO, or as otherwise notified to the Company and The Stock Exchange of Hong Kong Limited (the "Stock Exchange") pursuant to the Model Code for Securities Transactions by Directors of Listed Issuers (the "Model Code"), were as follows:

(a) Long positions in ordinary shares of the Company

Name of Director	Number of shares held, capacity and nature of interest				Percentage of the Company's issued share capital
	Directly beneficially owned	Through controlled corporation	Through a discretionary trust/as beneficiary and founder of trust	Total number of ordinary shares held	
Madam Tong She Man, Winnie ("Madam Tong") (note 1)	–	34,068,000	180,000,000	214,068,000	58.27%
Dr. Wong Yui Lam (note 2)	2,200,000	29,900,000	180,000,000	212,100,000	57.73%
Mr. Yeung Yat Hang	4,930,000	–	–	4,930,000	1.34%

Notes:

- The 34,068,000 shares are held by Great Elite Corporation ("Great Elite"), the entire issued share capital of which is beneficially owned by Madam Tong, an executive director of the Company. The 180,000,000 shares are held by New Huge Treasure Investments Limited ("Huge Treasure"), which is held by Yate Enterprises Limited as to 100%. Yate Enterprises Limited is in turn held by East Asia International Trustees Limited ("EAIT") as to 100% as trustee of The Tong & Wong Family Trust, a discretionary trust established by Dr. Wong, an executive director of the Company and Madam Tong, an executive director of the Company. Madam Tong is also one of the beneficiaries of The Tong & Wong Family Trust.
- The 29,900,000 shares are held by Wonder View Limited ("Wonder View"), the entire issued share capital of which is beneficially owned by Dr. Wong, an executive director of the Company. The 180,000,000 shares are held by Huge Treasure, which is held by Yate Enterprises Limited as to 100%. Yate Enterprises Limited is in turn held by EAIT as to 100% as trustee of The Tong & Wong Family Trust, a discretionary trust established by Dr. Wong, an executive director of the Company and Madam Tong, an executive director of the Company. Dr. Wong is also one of the beneficiaries of The Tong & Wong Family Trust.

(b) Long positions in shares of associated corporations

Name of associated corporation	Name of Director	Capacity	Number of shares held	Percentage of the associated corporation's issued share capital
Tough Jeans Limited	Madam Tong	Beneficial owner (note)	2 non-voting deferred shares of HK\$1 each	40% of the issued non-voting deferred shares
Tough Jeans Limited	Dr. Wong	Beneficial owner (note)	3 non-voting deferred shares of HK\$1 each	60% of the issued non-voting deferred shares
Bauhaus Holdings Limited	Madam Tong	Beneficial owner (note)	1 non-voting deferred share of HK\$1	50% of the issued non-voting deferred shares
Bauhaus Holdings Limited	Dr. Wong	Beneficial owner (note)	1 non-voting deferred share of HK\$1	50% of the issued non-voting deferred shares

Note: Dr. Wong and Madam Tong are non-voting shareholders of these companies. The holders of these non-voting deferred shares are not entitled to any dividends and have no voting rights.

Save as disclosed above, as at 31 March 2023, none of the Directors had registered an interest or short position in the shares or underlying shares of the Company or any of its associated corporations that was required to be recorded pursuant to section 352 of the SFO, or as otherwise notified to the Company and the Stock Exchange pursuant to the Model Code.

SUBSTANTIAL SHAREHOLDERS' AND OTHER PERSONS' INTERESTS IN SHARES AND UNDERLYING SHARES

At 31 March 2023, the following interests of 5% or more of the issued share capital of the Company were recorded in the register of interests required to be kept by the Company pursuant to section 336 of the SFO:

Name	Position	Number of shares held, capacity and nature of interest			Total number of ordinary shares held	Percentage of the Company's issued share capital
		Directly beneficially owned	Through controlled corporation	Through discretionary trust/as beneficiary, founder or trustee of trust		
EAIT (note 1)	Long position	–	–	180,000,000	180,000,000	49.00%
Yate Enterprises Limited (note 2)	Long position	–	180,000,000	–	180,000,000	49.00%
Huge Treasure	Long position	180,000,000	–	–	180,000,000	49.00%
Great Elite (note 3)	Long position	34,068,000	–	–	34,068,000	9.27%
Wonder View (note 4)	Long position	29,900,000	–	–	29,900,000	8.14%
David Michael Webb (note 5)	Long position	8,933,200	13,048,800	–	21,982,000	5.98%

Notes:

1. EAIT holds 100% shareholding interest in Yate Enterprises Limited as trustee of The Tong & Wong Family Trust and Yate Enterprises Limited holds 100% shareholding interest in Huge Treasure. Therefore, EAIT is deemed to be interested in the shares in the Company by virtue of the SFO.
2. Yate Enterprises Limited holds 100% shareholding interest in Huge Treasure. Therefore, Yate Enterprises Limited is deemed to be interested in the shares in the Company held by Huge Treasure by virtue of the SFO.
3. Great Elite is a company incorporated in the British Virgin Islands, the entire issued share capital of which is owned by Madam Tong.
4. Wonder View is a company incorporated in the British Virgin Islands, the entire issued share capital of which is owned by Dr. Wong.
5. The 13,048,800 shares are held by Preferable Situation Assets Limited, which is incorporated in the British Virgin Islands, the entire issued share capital of which is owned by Mr. David Michael Webb.

Save as disclosed above, as at 31 March 2023, no person, other than the Directors, whose interests are set out in the section "Directors' interests and short positions in shares and underlying shares" on page 37, has an interest or short position in the shares or underlying shares of the Company that was required to be recorded pursuant to section 336 of the SFO.

SHARE OPTION SCHEME

The share option scheme of the Company was adopted on 27 August 2015 (the “Scheme”). The Company operates the Scheme for the purpose of providing incentives and rewards to eligible participants who contribute to the success of the Group’s operations. Further details of the Scheme are disclosed in Note 26 to the consolidated financial statements.

No share option was granted since its adoption and during the year ended 31 March 2023. There was no outstanding share option as at 31 March 2023. As at the date of this report, the total number of securities available for issue under the Scheme was 36,738,000, representing 10% of the issued shares of the Company.

Save as disclosed above, at no time during the year under review were rights to acquire benefits by means of the acquisition of shares in the Company granted to any of the Directors or their respective spouses or minor children, or were any such rights exercised by them; or was the Company, its holding company, or any of its subsidiaries a party to any arrangement to enable the Directors to acquire such rights in any other body corporate.

EQUITY-LINKED AGREEMENTS

Other than the Scheme as disclosed above, no equity-linked agreements were entered into by the Company during the year under review or subsisted at the end of the reporting period.

RELATED PARTY TRANSACTIONS

Details of the related party transactions of the Group during the year are set out in Note 31 to the consolidated financial statements. These related party transactions also constituted either a connected transaction or continuing connected transactions exempt from the reporting, announcement and independent shareholders’ approval requirements under Chapter 14A of the Listing Rules. The Company confirmed that it has complied with the applicable disclosure requirements of Chapter 14A of the Listing Rules.

DIRECTORS’ INTERESTS IN TRANSACTIONS, ARRANGEMENTS OR CONTRACTS

Save as disclosed above, no Director nor a connected entity of a Director had a material interest, either directly or indirectly, in any transactions, arrangements or contracts of significance to the business of the Group to which the holding company of the Company, or any of the Company’s subsidiaries was a party during the year under review.

DIRECTORS’ INTERESTS IN COMPETING BUSINESSES

During the year under review, none of the Directors had an interest in a business which competes with the Company or is likely to compete, either directly or indirectly, with the business of the Group.

SUFFICIENCY OF PUBLIC FLOAT

Based on information that is publicly available to the Company and within the knowledge of the Directors, at least 25% of the Company’s total number of issued shares were held by the public as at the date of this report.

AUDITOR

Grant Thornton Hong Kong Limited will retire and a resolution for their reappointment as the auditor of the Company will be proposed at the AGM.

APPRECIATION

The Board would like to express its sincere gratitude to Dr. Wong, a co-founder of the Company, for his outstanding leadership and invaluable contributions to the Group during his tenure of office. It also would like to express its warm welcome to Ms. Choi Sze Man, Mandy to join the Board.

ON BEHALF OF THE BOARD

Madam Tong She Man, Winnie
Chairlady
Hong Kong, 26 June 2023



To the members of Bauhaus International (Holdings) Limited
(incorporated in the Cayman Islands with limited liability)

OPINION

We have audited the consolidated financial statements of Bauhaus International (Holdings) Limited (the “**Company**”) and its subsidiaries (together, the “**Group**”) set out on pages 44 to 95, which comprise the consolidated statement of financial position as at 31 March 2023, and the consolidated statement of profit or loss and other comprehensive income, the consolidated statement of changes in equity and the consolidated statement of cash flows for the year then ended, and notes to the consolidated financial statements, including a summary of significant accounting policies.

In our opinion, the consolidated financial statements give a true and fair view of the consolidated financial position of the Group as at 31 March 2023, and of its consolidated financial performance and its consolidated cash flows for the year then ended in accordance with Hong Kong Financial Reporting Standards (“**HKFRSs**”) issued by the Hong Kong Institute of Certified Public Accountants (“**HKICPA**”) and have been properly prepared in compliance with the disclosure requirements of the Hong Kong Companies Ordinance.

BASIS FOR OPINION

We conducted our audit in accordance with Hong Kong Standards on Auditing (“**HKSAs**”) issued by the HKICPA. Our responsibilities under those standards are further described in the *Auditor's Responsibilities for the Audit of the Consolidated Financial Statements* section of our report. We are independent of the Group in accordance with the HKICPA's *Code of Ethics for Professional Accountants* (the “**Code**”), and we have fulfilled our other ethical responsibilities in accordance with the Code. We believe that the audit evidence we have obtained is sufficient and appropriate to provide a basis for our opinion.

KEY AUDIT MATTERS

Key audit matters are those matters that, in our professional judgment, were of most significance in our audit of the consolidated financial statements of the current period. These matters were addressed in the context of our audit of the consolidated financial statements as a whole, and in forming our opinion thereon, and we do not provide a separate opinion on these matters.

Key audit matter**How our audit addressed the key audit matter****Impairment assessment of property, plant and equipment and right-of-use assets**

Refer to notes 2.4, 3, 13 and 15 to the consolidated financial statements.

As at 31 March 2023, the Group had property, plant and equipment of HK\$9,618,000 and right-of-use assets of HK\$41,884,000, which represented approximately 4.6% and 20.2% of the Group's total assets, respectively. Impairment assessment was conducted for property, plant and equipment and right-of-use assets on the retail shops, for which the impairment loss of HK\$nil and HK\$610,000 were reversed during the year, respectively. The management considers each retail shop as an individual cash-generating unit as each shop generates independent cash flows, which are largely independent of the cash flows generated by other assets. The Group performed impairment assessment based on the cashflow forecasts on the retail shops.

We identified this as a key audit matter due to the evaluation process is inherently subjective, and dependent on a number of estimates, including the length of time the impact of COVID-19 may continue and the speed of its recovery.

Inventory provision

Refer to notes 2.4, 3 and 18 to the consolidated financial statements

As at 31 March 2023, the Group had inventories of HK\$29,400,000 (net of provision of HK\$3,000,000), which represented 14.2% of the Group's total assets. The Group is principally engaged in the design and retail of trendy fashion of apparels, bags and accessories. The fast changing fashion trend is highly correlated to seasonal factors and affects the amount of inventory provision to be provided. Inventory provision is made for obsolete, damaged, slow-moving, excess and other inventory items whose costs may not be fully recoverable.

We identified this as a key audit matter as such inventory provision is estimated by management through the application of judgment and use of subjective assumptions. In the current year, the retail operation has been affected by the outbreak of COVID-19, and judgment is required for assessing the appropriate level of inventory provision in light of the challenging retail environment.

Our audit procedures in relation to management's impairment assessment included, amongst others, an evaluation of the reasonableness of the bases and assumptions adopted in the valuation for estimating the value in use of the cashflow forecasts on the retail shops. We challenged the assumptions about sales growth rate, discount rate, the timing of the forecasted recovery of overall market and economic conditions and the respective effect to the Group's retail shops; we checked, on a sample basis, the accuracy and relevance of the input data used; engaged an independent external valuer to assess the discount rate and we performed a sensitivity analysis of sales growth rate and discount rate and considering the resulting impact on the impairment and whether there were any indicators of management bias.

Our audit procedures included identifying and assessing aged and obsolete inventory when attending inventory counts; reviewing the Group's procedures over identifying and valuing obsolete, damaged, slow-moving, excess and other inventory items whose costs may not be fully recoverable; evaluating the methodologies, inputs and assumptions used by the Group in calculating the net realisable values; obtain the ageing profile of each inventory item and test the accuracy of the ageing profile, on a sample basis, by checking to the inventory records; and assessing the net realisable value by reviewing sales record throughout the year as well as subsequent sales after the year end. This included considering whether there was any indication of management bias such as manual overrides to the established methodology; whether the percentage used for provision is appropriate comparing to the historical consumption; and how management has assessed the length of time under which the negative impact of COVID-19 would last when evaluating the future estimated sales.

OTHER INFORMATION

The directors are responsible for the other information. The other information comprises all the information in the 2023 annual report of the Company, but does not include the consolidated financial statements and our auditor's report thereon.

Our opinion on the consolidated financial statements does not cover the other information and we do not express any form of assurance conclusion thereon.

In connection with our audit of the consolidated financial statements, our responsibility is to read the other information and, in doing so, consider whether the other information is materially inconsistent with the consolidated financial statements or our knowledge obtained in the audit or otherwise appears to be materially misstated. If, based on the work we have performed, we conclude that there is a material misstatement of this other information, we are required to report that fact. We have nothing to report in this regard.

RESPONSIBILITIES OF DIRECTORS FOR THE CONSOLIDATED FINANCIAL STATEMENTS

The directors are responsible for the preparation of the consolidated financial statements that give a true and fair view in accordance with HKFRSs issued by the HKICPA and the disclosure requirements of the Hong Kong Companies Ordinance, and for such internal control as the directors determine is necessary to enable the preparation of consolidated financial statements that are free from material misstatement, whether due to fraud or error.

In preparing the consolidated financial statements, the directors are responsible for assessing the Group's ability to continue as a going concern, disclosing, as applicable, matters related to going concern and using the going concern basis of accounting unless the directors either intend to liquidate the Group or to cease operations, or have no realistic alternative but to do so.

The directors assisted by the Audit Committee are responsible for overseeing the Group's financial reporting process.

AUDITOR'S RESPONSIBILITIES FOR THE AUDIT OF THE CONSOLIDATED FINANCIAL STATEMENTS

Our objectives are to obtain reasonable assurance about whether the consolidated financial statements as a whole are free from material misstatement, whether due to fraud or error, and to issue an auditor's report that includes our opinion. We report our opinion solely to you, as a body, in accordance with our agreed terms of engagement and for no other purpose. We do not assume responsibility towards or accept liability to any other person for the contents of this report.

Reasonable assurance is a high level of assurance, but is not a guarantee that an audit conducted in accordance with HKSA's will always detect a material misstatement when it exists. Misstatements can arise from fraud or error and are considered material if, individually or in the aggregate, they could reasonably be expected to influence the economic decisions of users taken on the basis of these consolidated financial statements.

As part of an audit in accordance with HKSA's, we exercise professional judgment and maintain professional skepticism throughout the audit. We also:

- identify and assess the risks of material misstatement of the consolidated financial statements, whether due to fraud or error, design and perform audit procedures responsive to those risks, and obtain audit evidence that is sufficient and appropriate to provide a basis for our opinion. The risk of not detecting a material misstatement resulting from fraud is higher than for one resulting from error, as fraud may involve collusion, forgery, intentional omissions, misrepresentations, or the override of internal control.
- obtain an understanding of internal control relevant to the audit in order to design audit procedures that are appropriate in the circumstances, but not for the purpose of expressing an opinion on the effectiveness of the Group's internal control.
- evaluate the appropriateness of accounting policies used and the reasonableness of accounting estimates and related disclosures made by the directors.

AUDITOR'S RESPONSIBILITIES FOR THE AUDIT OF THE CONSOLIDATED FINANCIAL STATEMENTS *(Continued)*

- conclude on the appropriateness of the directors' use of the going concern basis of accounting and, based on the audit evidence obtained, whether a material uncertainty exists related to events or conditions that may cast significant doubt on the Group's ability to continue as a going concern. If we conclude that a material uncertainty exists, we are required to draw attention in our auditor's report to the related disclosures in the consolidated financial statements or, if such disclosures are inadequate, to modify our opinion. Our conclusions are based on the audit evidence obtained up to the date of our auditor's report. However, future events or conditions may cause the Group to cease to continue as a going concern.
- evaluate the overall presentation, structure and content of the consolidated financial statements, including the disclosures, and whether the consolidated financial statements represent the underlying transactions and events in a manner that achieves fair presentation.
- obtain sufficient appropriate audit evidence regarding the financial information of the entities or business activities within the Group to express an opinion on the consolidated financial statements. We are responsible for the direction, supervision and performance of the group audit. We remain solely responsible for our audit opinion.

We communicate with the Audit Committee regarding, among other matters, the planned scope and timing of the audit and significant audit findings, including any significant deficiencies in internal control that we identify during our audit.

We also provide the Audit Committee with a statement that we have complied with relevant ethical requirements regarding independence, and to communicate with them all relationships and other matters that may reasonably be thought to bear on our independence, and where applicable, actions taken to eliminate threats or safeguards applied.

From the matters communicated with the Audit Committee, we determine those matters that were of most significance in the audit of the consolidated financial statements of the current period and are therefore the key audit matters. We describe these matters in our auditor's report unless law or regulation precludes public disclosure about the matter or when, in extremely rare circumstances, we determine that a matter should not be communicated in our report because the adverse consequences of doing so would reasonably be expected to outweigh the public interest benefits of such communication.

Grant Thornton Hong Kong Limited

Certified Public Accountants
11th Floor, Lee Garden Two,
28 Yun Ping Road,
Causeway Bay,
Hong Kong SAR

Hong Kong, 26 June 2023
Mr. Lam Yau Hing
Practising Certificate No.: P06622

44 Consolidated Statement of Profit or Loss and Other Comprehensive Income

Year ended 31 March 2023

	Notes	2023 HK\$'000	2022 HK\$'000
REVENUE	5	196,618	249,304
Cost of sales		(46,628)	(89,660)
GROSS PROFIT		149,990	159,644
Other income and gains	5	13,689	179,905
Selling and distribution expenses		(93,695)	(137,485)
Administrative expenses		(28,580)	(41,811)
Other expenses		(960)	(14,100)
Finance costs	6	(1,053)	(3,165)
PROFIT BEFORE TAX	7	39,391	142,988
Income tax credit/(expense)	10	6,576	(377)
PROFIT FOR THE YEAR ATTRIBUTABLE TO EQUITY HOLDERS OF THE PARENT		45,967	142,611
Other comprehensive income			
Item that may be reclassified to profit or loss in subsequent periods:			
Exchange differences on translation of foreign operations		–	3,584
OTHER COMPREHENSIVE INCOME FOR THE YEAR, NET OF TAX		–	3,584
TOTAL COMPREHENSIVE INCOME FOR THE YEAR ATTRIBUTABLE TO EQUITY HOLDERS OF THE PARENT		45,967	146,195
EARNINGS PER SHARE ATTRIBUTABLE TO EQUITY HOLDERS OF THE PARENT			
Basic and diluted	11	12.5 HK cents	38.8 HK cents

31 March 2023

	Notes	2023 HK\$'000	2022 HK\$'000
NON-CURRENT ASSETS			
Property, plant and equipment	13	9,618	10,381
Right-of-use assets	15	41,884	40,174
Intangible assets	16	68	116
Equity investment at fair value through other comprehensive income		–	–
Rental, utility and other non-current deposits	20	17,788	24,350
Deferred tax assets	17	6,880	200
TOTAL NON-CURRENT ASSETS		76,238	75,221
CURRENT ASSETS			
Inventories	18	29,400	47,829
Trade receivables	19	2,785	1,733
Prepayments, deposits and other receivables	20	10,569	5,936
Property held for sale	14	–	201
Tax recoverable		386	384
Time deposits	21	19,700	11,700
Cash and cash equivalents	22	67,809	108,465
Total current assets		130,649	176,248
CURRENT LIABILITIES			
Trade payables	23	989	784
Other payables and accruals	24	12,704	16,948
Lease liabilities	15	19,325	38,287
Tax payable		–	22
Total current liabilities		33,018	56,041
NET CURRENT ASSETS		97,631	120,207
TOTAL ASSETS LESS CURRENT LIABILITIES		173,869	195,428
NON-CURRENT LIABILITIES			
Lease liabilities	15	11,347	7,224
Deferred tax liabilities	17	–	10
TOTAL NON-CURRENT LIABILITIES		11,347	7,234
NET ASSETS		162,522	188,194
EQUITY			
Equity attributable to equity holders of the parent			
Share capital	25	36,738	36,738
Reserves	27	125,784	151,456
TOTAL EQUITY		162,522	188,194

Madam Tong She Man, Winnie
Chairlady & Executive Director

Mr. Yeung Yat Hang
Chief Executive Officer & Executive Director

46 Consolidated Statement of Changes in Equity

Year ended 31 March 2023

	Note	Share capital HK\$'000	Share premium account HK\$'000	Contributed surplus HK\$'000 (Note 27)	Exchange fluctuation reserve HK\$'000	Reserve funds HK\$'000 (Note 27)	Fair value reserve of financial assets at fair value through other comprehensive income HK\$'000 (Note 27)	Retained profits HK\$'000	Total equity HK\$'000
At 1 April 2021		36,738	105,566	744	(3,584)	7,133	(2,970)	304,325	447,952
2020/21 Final dividend declared		-	-	-	-	-	-	(22,043)	(22,043)
2020/21 Second special dividend declared		-	-	(744)	-	-	-	(148,045)	(148,789)
2021/22 First special dividend declared	12	-	-	-	-	-	-	(45,923)	(45,923)
2021/22 Second special dividend	12	-	-	-	-	-	-	(67,964)	(67,964)
2021/22 Third special dividend	12	-	-	-	-	-	-	(112,050)	(112,050)
2021/22 Interim dividend declared	12	-	-	-	-	-	-	(9,184)	(9,184)
Transfer from reserve funds		-	-	-	-	(7,109)	-	7,109	-
Transactions with owners		-	-	(744)	-	(7,109)	-	(398,100)	(405,953)
Profit for the year		-	-	-	-	-	-	142,611	142,611
Other comprehensive income for the year:									
Exchange differences on translation of foreign operations		-	-	-	3,584	-	-	-	3,584
Total comprehensive income for the year		-	-	-	3,584	-	-	142,611	146,195
At 31 March 2022 and 1 April 2022		36,738	105,566*	-*	-*	24*	(2,970)*	48,836*	188,194
2021/22 Final dividend declared	12	-	(60,618)	-	-	-	-	-	(60,618)
2022/23 Interim dividend declared	12	-	-	-	-	-	-	(11,021)	(11,021)
Transactions with owners		-	(60,618)	-	-	-	-	(11,021)	(71,639)
Profit and total comprehensive income for the year		-	-	-	-	-	-	45,967	45,967
At 31 March 2023		36,738	44,948*	-*	-*	24*	(2,970)*	83,782*	162,522

* These reserve accounts comprise the consolidated reserves of HK\$125,784,000 (2022: HK\$151,456,000) in the consolidated statement of financial position.

47 Consolidated Statement of Cash Flows

Year ended 31 March 2023

	Notes	2023 HK\$'000	2022 HK\$'000
CASH FLOWS FROM OPERATING ACTIVITIES			
Profit before tax		39,391	142,988
Adjustments for:			
Finance costs	6	1,053	3,165
Bank interest income	5	(1,093)	(57)
Depreciation of property, plant and equipment	7	3,572	7,627
Depreciation of right-of-use assets	7	23,906	59,813
COVID-19-Related rent concessions	7	(1,384)	(8,236)
Exchange difference on translation of foreign operations		–	3,743
Gain on disposal of items of property, plant and equipment and right-of-use assets, net	5,7	(1,223)	(150,953)
Gain on disposal of a subsidiary	5,7	–	(20,587)
Gain on liquidation of subsidiaries	5	–	(245)
Write-off of rental deposits	7	2	1,084
Write-back of lease liabilities, net	5,7	(6,499)	(7,747)
Loss on disposal of trademarks	7	2	3
Amortisation of intangible assets	7	46	82
Reversal of provision for inventories, net	7	(16,030)	(7,276)
Impairment of items of property, plant and equipment	7	–	1,202
(Reversal of impairment)/impairment of right-of-use assets	7	(610)	7,047
Operating cash flows before working capital changes		41,133	31,653
Decrease in rental, utility and other non-current deposits		6,560	6,989
Decrease in inventories		34,459	29,381
(Increase)/decrease in trade receivables		(1,052)	1,167
(Increase)/decrease in prepayments, deposits and other receivables		(4,633)	562
Increase/(decrease) in trade payables		205	(720)
Decrease in other payables and accruals		(4,997)	(5,404)
Cash generated from operations		71,675	63,628
Interest received		1,093	57
Interest paid		(1,053)	(3,155)
Hong Kong profits tax refunded/(paid), net		2	(501)
Overseas taxes paid		(140)	(551)
Net cash flows from operating activities		71,577	59,478
CASH FLOWS FROM INVESTING ACTIVITIES			
Purchases of items of property, plant and equipment	13	(3,135)	(2,385)
Additions of trademark		–	(7)
Proceeds from disposal of items of property, plant and equipment and right-of-use assets		1,750	175,750
Proceeds from disposal of a subsidiary		–	71,000
(Increase)/decrease in time deposits		(8,000)	3,900
Net cash flows (used in)/from investing activities		(9,385)	248,258
CASH FLOWS FROM FINANCING ACTIVITIES			
New bank loan		–	5,000
Repayment of bank loan		–	(5,000)
Principal portion of lease payments	33(b)	(31,209)	(60,003)
Dividends paid	12	(71,639)	(405,953)
Interest paid		–	(10)
Net cash flows used in financing activities		(102,848)	(465,966)
NET DECREASE IN CASH AND CASH EQUIVALENTS		(40,656)	(158,230)
Cash and cash equivalents at beginning of year		108,465	266,695
CASH AND CASH EQUIVALENTS AT END OF YEAR		67,809	108,465
ANALYSIS OF BALANCES OF CASH AND CASH EQUIVALENTS			
Cash and bank balances	22	28,509	76,765
Unpledged time deposits with original maturity of less than three months when acquired	22	39,300	31,700
		67,809	108,465

31 March 2023

1. CORPORATE AND GROUP INFORMATION

Bauhaus International (Holdings) Limited is a limited liability company incorporated in the Cayman Islands. The address of its registered office is the Third Floor, Century Yard, Cricket Square, P.O. Box 902, Grand Cayman, KY1-1103, Cayman Islands. The principal place of business of the Company is located at 1/F., 163 Hoi Bun Road, Kwun Tong, Kowloon, Hong Kong. The Group is principally engaged in the design and retail of trendy apparel, bags and fashion accessories. The Group's turnover is mostly contributed by its major in-house labels like "SALAD", "TOUGH", "80/20", some trendy design brands as well as certain international labels.

The Company is a subsidiary of New Huge Treasure Investments Limited, a company incorporated in the British Virgin Islands. In the opinion of the directors, the ultimate holding company of the Company is Yate Enterprises Limited, which was incorporated in the British Virgin Islands and is beneficially and wholly-owned by a discretionary trust.

Information about subsidiaries

Particulars of the Company's principal subsidiaries as at 31 March 2023 and 2022 are as follows:

Name	Place of incorporation/registration and business	Issued ordinary/registered share capital	Percentage of equity attributable to the Company		Principal activities
			Direct	Indirect	
Bauhaus Investments (BVI) Limited*	British Virgin Islands	Ordinary US\$1,000	100	–	Investment holding
Bauhaus Holdings Limited	Hong Kong	Non-voting deferred HK\$2 and ordinary HK\$2	–	100	Trading of garments and accessories
Bauhaus Asia-Pacific Limited	Hong Kong	Ordinary HK\$2	–	100	Trading of garments and accessories
Wide World Development Limited	Hong Kong	Ordinary HK\$1	–	100	Trading of garments and accessories
Tough Jeans Limited	Hong Kong	Non-voting deferred HK\$5 and ordinary HK\$2	–	100	Brand management and licensing
Bauhaus Property Limited	Hong Kong	Ordinary HK\$2	–	100	Property holding
Sky Top Investment (Group) Limited	Hong Kong	Ordinary HK\$1	–	100	Property holding
Bauhaus Management Limited	Hong Kong	Ordinary HK\$1,000,000	–	100	Provision of management services
Bauhaus Retail (Macau) Limited*	Macau	Ordinary MOP25,000	–	100	Trading of garments and accessories

* The financial statements of these subsidiaries were not audited by Grant Thornton Hong Kong Limited or another member firm of the Grant Thornton global network.

The above table lists the subsidiaries of the Company which, in the opinion of the directors, principally affected the results for the year or formed a substantial portion of the net assets of the Group. To give details of other subsidiaries would, in the opinion of the directors, result in particulars of excessive length.

2.1 BASIS OF PREPARATION

These consolidated financial statements have been prepared in accordance with Hong Kong Financial Reporting Standards (“**HKFRSs**”) (which include all applicable individual Hong Kong Financial Reporting Standards, Hong Kong Accounting Standards (“**HKASs**”) and Interpretations) issued by the Hong Kong Institute of Certified Public Accountants (“**HKICPA**”), accounting principles generally accepted in Hong Kong and the applicable disclosure requirements of the Hong Kong Companies Ordinance. The consolidated financial statements also include the applicable disclosure requirements of the Rules Governing the Listing of Securities on The Stock Exchange of Hong Kong Limited (the “**Listing Rules**”). They have been prepared under the historical cost convention, except for equity investments which have been measured at fair value and non-current assets held for sale which are stated at the lower of carrying amount and fair value less costs to sell. These consolidated financial statements are presented in Hong Kong dollars and all values are rounded to the nearest thousand except when otherwise indicated.

It should be noted that accounting estimates and assumptions are used in the preparation of the consolidated financial statements. Although these estimates are based on management’s best knowledge and judgment of current events and actions, actual results may ultimately differ from those estimates. The areas involving a higher degree of judgment or complexity, or areas where assumptions and estimates are significant to the consolidated financial statements are disclosed in Note 3 to the consolidated financial statements.

Basis of consolidation

The consolidated financial statements include the financial statements of the Company and its subsidiaries (collectively referred to as the “**Group**”) for the year ended 31 March 2023. A subsidiary is an entity (including a structured entity), directly or indirectly, controlled by the Company. Control is achieved when the Group is exposed, or has rights, to variable returns from its involvement with the investee and has the ability to affect those returns through its power over the investee (i.e. existing rights that give the Group the current ability to direct the relevant activities of the investee).

When the Company has, directly or indirectly, less than a majority of the voting or similar rights of an investee, the Group considers all relevant facts and circumstances in assessing whether it has power over an investee, including:

- (a) the contractual arrangement with the other vote holders of the investee;
- (b) rights arising from other contractual arrangements; and
- (c) the Group’s voting rights and potential voting rights.

The financial statements of the subsidiaries are prepared for the same reporting period as the Company, using consistent accounting policies. The results of subsidiaries are consolidated from the date on which the Group obtains control, and continue to be consolidated until the date that such control ceases.

Profit or loss and each component of other comprehensive income is attributed to the owners of the parent of the Company and to the non-controlling interests, even if this results in the non-controlling interests having a deficit balance. All intra-group assets and liabilities, equity, income, expenses and cash flows relating to transactions between members of the Group are eliminated in full on consolidation.

The Group reassesses whether or not it controls an investee if facts and circumstances indicate that there are changes to one or more of the three elements of control described above. A change in the ownership interest of a subsidiary, without a loss of control, is accounted for as an equity transaction.

If the Group loses control over a subsidiary, it derecognises (i) the assets (including goodwill) and liabilities of the subsidiary, (ii) the carrying amount of any non-controlling interest and (iii) the cumulative translation differences recorded in equity; and recognises (i) the fair value of the consideration received, (ii) the fair value of any investment retained and (iii) any resulting surplus or deficit in profit or loss. The Group’s share of components previously recognised in other comprehensive income is reclassified to profit or loss or retained profits, as appropriate, on the same basis as would be required if the Group had directly disposed of the related assets or liabilities.

2.2 CHANGES IN ACCOUNTING POLICIES AND DISCLOSURES

The Group has adopted the following revised HKFRSs for the first time for the current year's consolidated financial statements.

Amendments to HKFRS 3	<i>Reference to the Conceptual Framework</i>
Amendments to HKAS 16	<i>Property, Plant and Equipment – Proceeds before Intended Use</i>
Amendments to HKAS 37	<i>Onerous Contracts – Cost of Fulfilling a Contract</i>
Amendments to HKFRSs	<i>Annual Improvements to HKFRS Standards 2018-2020</i>
Accounting Guideline 5 (Revised)	<i>Merger Accounting for Common Control Combination</i>

The adoption of the above revised HKFRSs has had no significant financial effect on these consolidated financial statements.

2.3 ISSUED BUT NOT YET EFFECTIVE HKFRSs

The Group has not applied the following new and revised HKFRSs, that have been issued but are not yet effective, in these consolidated financial statements.

HKFRS 17	<i>Insurance Contracts and related amendments¹</i>
Amendments to HKFRS 10 and HKAS 28	<i>Sale or Contribution of Assets between an Investor and its Associate or Joint Venture³</i>
Amendments to HKFRS 16	<i>Lease Liability in a Sale and Leaseback²</i>
Amendments to HKAS 1	<i>Classification of Liabilities as Current or Non-current and related amendments to Hong Kong Interpretation 5²</i>
Amendments to HKAS 1	<i>Non-current Liabilities with Covenants²</i>
Amendments to HKAS 1 and HKFRS Practice Statement 2	<i>Disclosure of Accounting Policies¹</i>
Amendments to HKAS 8	<i>Definition of Accounting Estimates¹</i>
Amendments to HKAS 12	<i>Deferred Tax related to Assets and Liabilities arising from a Single Transaction¹</i>

¹ Effective on the consolidated financial statements of the Company for annual periods beginning on or after 1 April 2023

² Effective on the consolidated financial statements of the Company for annual periods beginning on or after 1 April 2024

³ Effective date not yet determined

The Directors anticipate that all of the pronouncements will be adopted in the Group's accounting policy for the first period beginning on or after the effective date of the pronouncement. The new and amended HKFRSs are not expected to have a material impact on the Group's consolidated financial statements.

2.4 SUMMARY OF SIGNIFICANT ACCOUNTING POLICIES

Fair value measurement

The Group measures its equity investments at fair value at the end of each reporting period. Fair value is the price that would be received to sell an asset or paid to transfer a liability in an orderly transaction between market participants at the measurement date. The fair value measurement is based on the presumption that the transaction to sell the asset or transfer the liability takes place either in the principal market for the asset or liability, or in the absence of a principal market, in the most advantageous market for the asset or liability. The principal or the most advantageous market must be accessible by the Group. The fair value of an asset or a liability is measured using the assumptions that market participants would use when pricing the asset or liability, assuming that market participants act in their economic best interest.

A fair value measurement of a non-financial asset takes into account a market participant's ability to generate economic benefits by using the asset in its highest and best use or by selling it to another market participant that would use the asset in its highest and best use.

The Group uses valuation techniques that are appropriate in the circumstances and for which sufficient data are available to measure fair value, maximising the use of relevant observable inputs and minimising the use of unobservable inputs.

All assets and liabilities for which fair value is measured or disclosed in the consolidated financial statements are categorised within the fair value hierarchy, described as follows, based on the lowest level input that is significant to the fair value measurement as a whole:

Level 1 – based on quoted prices (unadjusted) in active markets for identical assets or liabilities

Level 2 – based on valuation techniques for which the lowest level input that is significant to the fair value measurement is observable, either directly or indirectly and not using significant unobservable inputs

Level 3 – based on valuation techniques for which the lowest level input that is significant to the fair value measurement is unobservable

For assets and liabilities that are recognised in the consolidated financial statements on a recurring basis, the Group determines whether transfers have occurred between levels in the hierarchy by reassessing categorisation (based on the lowest level input that is significant to the fair value measurement as a whole) at the end of each reporting period.

Impairment of non-financial assets

Where an indication of impairment exists, or when annual impairment testing for an asset is required (other than inventories, deferred tax assets, financial assets, property held for sale and the Company's investment in a subsidiary), the asset's recoverable amount is estimated. An asset's recoverable amount is the higher of the asset's or cash-generating unit's value in use and its fair value less costs of disposal, and is determined for an individual asset, unless the asset does not generate cash inflows that are largely independent of those from other assets or groups of assets, in which case the recoverable amount is determined for the cash-generating unit to which the asset belongs.

Corporate assets are allocated to individual cash-generating units, when a reasonable and consistent basis of allocation can be identified, or otherwise they are allocated to the smallest group of cash-generating units for which a reasonable and consistent allocation basis can be identified.

An impairment loss is recognised only if the carrying amount of an asset exceeds its recoverable amount. In assessing value in use, the estimated future cash flows are discounted to their present value using a pre-tax discount rate that reflects current market assessments of the time value of money and the risks specific to the asset. An impairment loss is charged to profit or loss in the period in which it arises in those expense categories consistent with the function of the impaired asset.

An assessment is made at the end of each reporting period as to whether there is an indication that previously recognised impairment losses may no longer exist or may have decreased. If such an indication exists, the recoverable amount is estimated. A previously recognised impairment loss of an asset other than certain financial assets is reversed only if there has been a change in the estimates used to determine the recoverable amount of that asset, but not to an amount higher than the carrying amount that would have been determined (net of any depreciation/amortisation) had no impairment loss been recognised for the asset in prior years. A reversal of such an impairment loss is credited to profit or loss in the period in which it arises.

2.4 SUMMARY OF SIGNIFICANT ACCOUNTING POLICIES (Continued)**Related parties**

A party is considered to be related to the Group if:

- (a) the party is a person or a close member of that person's family and that person
 - (i) has control or joint control over the Group;
 - (ii) has significant influence over the Group; or
 - (iii) is a member of the key management personnel of the Group or of a parent of the Group.
- (b) the party is an entity where any of the following conditions applies:
 - (i) the entity and the Group are members of the same group.
 - (ii) one entity is an associate or joint venture of the other entity (or of a parent, subsidiary or fellow subsidiary of the other entity).
 - (iii) the entity and the Group are joint ventures of the same third party.
 - (iv) one entity is a joint venture of a third entity and the other entity is an associate of the third entity.
 - (v) the entity is a post-employment benefit plan for the benefit of employees of either the Group or an entity related to the Group.
 - (vi) the entity is controlled or jointly controlled by a person identified in (a).
 - (vii) a person identified in (a)(i) has significant influence over the entity or is a member of the key management personnel of the entity (or of a parent of the entity).
 - (viii) the entity, or any member of a group of which it is a part, provides key management personnel services to the Group or to the parent of the Group.

Close members of the family of a person are those family members who may be expected to influence, or to be influenced by, that person in their dealings with the entity.

Property, plant and equipment and depreciation

Property, plant and equipment are stated at cost less accumulated depreciation and any impairment losses. The cost of an item of property, plant and equipment comprises its purchase price and any directly attributable costs of bringing the asset to its working condition and location for its intended use.

Expenditure incurred after items of property, plant and equipment have been put into operation, such as repairs and maintenance, is normally charged to profit or loss in the period in which it is incurred. In situations where the recognition criteria are satisfied, the expenditure for a major inspection is capitalised in the carrying amount of the asset as a replacement. Where significant parts of property, plant and equipment are required to be replaced at intervals, the Group recognises such parts as individual assets with specific useful lives and depreciates them accordingly.

Depreciation is calculated on the straight-line basis to write off the cost of each item of property, plant and equipment to its residual value over its estimated useful life. The principal annual rates used for this purpose are as follows:

Buildings	2%
Leasehold improvements	2 to 5 years
Computer equipment	20% to 25%
Furniture, fixtures and equipment	20%
Motor vehicles	30%

Where parts of an item of property, plant and equipment have different useful lives, the cost of that item is allocated on a reasonable basis among the parts and each part is depreciated separately. Residual values, useful lives and the depreciation method are reviewed, and adjusted if appropriate, at least at each financial year end.

An item of property, plant and equipment including any significant part initially recognised is derecognised upon disposal or when no future economic benefits are expected from its use or disposal. Any gain or loss on disposal or retirement recognised in profit or loss in the year the asset is derecognised is the difference between the net sales proceeds and the carrying amount of the relevant asset.

Accounting policy for depreciation of right-of-use asset is set out in note of "leases" as below.

2.4 SUMMARY OF SIGNIFICANT ACCOUNTING POLICIES (Continued)

Intangible assets

Intangible assets acquired separately are measured on initial recognition at cost. The cost of intangible assets acquired in a business combination is the fair value as at the date of acquisition. The useful lives of intangible assets are assessed to be either finite or indefinite. Intangible assets with finite lives are subsequently amortised over the useful economic life and assessed for impairment whenever there is an indication that the intangible asset may be impaired. The amortisation period and the amortisation method for an intangible asset with a finite useful life are reviewed at least at each financial year end.

Trademarks with definite useful lives are stated at cost less any impairment losses and are amortised on the straight-line basis over their estimated useful lives of 5 to 15 years.

Leases

The Group assesses at contract inception whether a contract is, or contains, a lease. A contract is, or contains, a lease if the contract conveys the right to control the use of an identified asset for a period of time in exchange for consideration.

To apply this definition, the Group assesses whether the contract meets three key evaluations which are whether:

- the contract contains an identified asset, which is either explicitly identified in the contract or implicitly specified by being identified at the time the asset is made available to the Group;
- the Group has the right to obtain substantially all of the economic benefits from use of the identified asset throughout the period of use, considering its rights within the defined scope of the contract; and
- the Group has the right to direct the use of the identified asset throughout the period of use. The Group assess whether it has the right to direct 'how and for what purpose' the asset is used throughout the period of use.

For contracts that contain a lease component and one or more additional lease or non-lease components, the Group allocates the consideration in the contract to each lease and non-lease component on the basis of their relative stand-alone prices.

Group as a lessee

The Group applies a single recognition and measurement approach for all leases, except for short-term leases. The Group recognises lease liabilities to make lease payments and right-of-use assets representing the right to use the underlying assets.

(a) Right-of-use assets

Right-of-use assets are recognised at the commencement date of the lease (that is the date the underlying asset is available for use). Right-of-use assets are measured at cost, less any accumulated depreciation and any impairment losses, and adjusted for any remeasurement of lease liabilities. The cost of right-of-use assets includes the amount of lease liabilities recognised, initial direct costs incurred, and lease payments made at or before the commencement date less any lease incentives received. The cost of a right-of-use asset also includes an estimate of costs to dismantle and remove the underlying asset or to restore the underlying asset or the site on which it is located. Right-of-use assets are depreciated on a straight-line basis over the shorter of the lease terms and the estimated useful lives of the assets as follows:

Leasehold land	50 years
Buildings	over the lease terms

The Group also assesses the right-of-use asset for impairment when such indicator exists.

2.4 SUMMARY OF SIGNIFICANT ACCOUNTING POLICIES (Continued)

Leases (Continued)

(b) Lease liabilities

Lease liabilities are recognised at the commencement date of the lease at the present value of lease payments to be made over the lease term. The lease payments include fixed payments (including in-substance fixed payments) less any lease incentives receivable, variable lease payments that depend on an index or a rate, and amounts expected to be paid under residual value guarantees. The lease payments also include the exercise price of a purchase option reasonably certain to be exercised by the Group and payments of penalties for termination of a lease, if the lease term reflects the Group exercising the option to terminate. The variable lease payments that do not depend on an index or a rate are recognised as an expense in the period in which the event or condition that triggers the payment occurs.

In calculating the present value of lease payments, the Group uses its incremental borrowing rate at the lease commencement date because the interest rate implicit in the lease is not readily determinable. After the commencement date, the amount of lease liabilities is increased to reflect the accretion of interest and reduced for the lease payments made. In addition, the carrying amount of lease liabilities is remeasured if there is a modification, a change in the lease term, a change in lease payments (e.g., a change to future lease payments resulting from a change in an index or rate) or a change in assessment of an option to purchase the underlying asset.

For lease modification that is not accounted for as a separate lease, the Group remeasures the lease liability based on the lease term of the modified lease by discounting the revised lease payments using a revised discount rate at the effective date of modification. The only exception is any rent concessions which arose as a direct consequence of the COVID-19 pandemic and which satisfied the conditions set out in paragraph 46B of HKFRS 16 "Leases". In such cases, the Group took advantage of the practical expedient set out in paragraph 46A of HKFRS 16 and recognised the change in consideration as if it were not a lease modification.

When the lease is remeasured, the corresponding adjustment is reflected in the right-of-use asset, or profit and loss if the right-of-use asset is already reduced to zero.

(c) Short-term leases

The Group applies the short-term lease recognition exemption to its short-term leases of buildings and items of equipment (that is those leases that have a lease term of 12 months or less from the commencement date and do not contain a purchase option).

Lease payments on short-term leases are recognised as an expense on a straight-line basis over the lease term.

Refundable rental deposits paid are accounted for under HKFRS 9 and initially measured at fair value. Adjustments to fair value at initial recognition are considered as additional lease payments and included in the cost of right-of-use assets.

On the consolidated statement of financial position, right-of-use assets have been presented in separate line item.

Investments and other financial assets

Initial recognition and measurement

Financial assets are classified, at initial recognition, as subsequently measured at amortised cost, fair value through other comprehensive income, and fair value through profit or loss.

The classification of financial assets at initial recognition depends on the financial asset's contractual cash flow characteristics and the Group's business model for managing them. With the exception of trade receivables that do not contain a significant financing component or for which the Group has applied the practical expedient of not adjusting the effect of a significant financing component, the Group initially measures a financial asset at its fair value plus in the case of a financial asset not at fair value through profit or loss, transaction costs. Trade receivables that do not contain a significant financing component or for which the Group has applied the practical expedient are measured at the transaction price determined under HKFRS 15 in accordance with the policies set out for "Revenue recognition" below.

2.4 SUMMARY OF SIGNIFICANT ACCOUNTING POLICIES (Continued)

Investments and other financial assets (Continued)

Initial recognition and measurement (Continued)

In order for a financial asset to be classified and measured at amortised cost or fair value through other comprehensive income, it needs to give rise to cash flows that are solely payments of principal and interest (“SPPI”) on the principal amount outstanding. Financial assets with cash flows that are not SPPI are classified and measured at fair value through profit or loss, irrespective of the business model.

The Group’s business model for managing financial assets refers to how it manages its financial assets in order to generate cash flows. The business model determines whether cash flows will result from collecting contractual cash flows, selling the financial assets, or both. Financial assets classified and measured at amortised cost are held within a business model with the objective to hold financial assets in order to collect contractual cash flows, while financial assets classified and measured at fair value through other comprehensive income are held within a business model with the objective of both holding to collect contractual cash flows and selling. Financial assets which are not held within the aforementioned business models are classified and measured at fair value through profit or loss.

All regular way purchases and sales of financial assets are recognised on the trade date, that is, the date that the Group commits to purchase or sell the asset. Regular way purchases or sales are purchases or sales of financial assets that require delivery of assets within the period generally established by regulation or convention in the marketplace.

Subsequent measurement

The subsequent measurement of financial assets depends on their classification as follows:

Financial assets at amortised cost (debt instruments)

Financial assets at amortised cost are subsequently measured using the effective interest method and are subject to impairment. Gains and losses are recognised in profit or loss when the asset is derecognised, modified or impaired.

The Group’s deposits, trade and other receivables, cash and bank balances and a pledged time deposit fall into this category of financial instruments.

Financial assets designated at fair value through other comprehensive income (equity investments)

Upon initial recognition, the Group can elect to classify irrevocably its equity investments as equity investments designated at fair value through other comprehensive income (non-recycling) when they meet the definition of equity under HKAS 32 *Financial Instruments: Presentation* and are not held for trading. The classification is determined on an instrument-by-instrument basis.

Gains and losses on these financial assets are never recycled to profit or loss. Dividends are recognised as other income in profit or loss when the right of payment has been established, it is probable that the economic benefits associated with the dividend will flow to the Group and the amount of the dividend can be measured reliably, except when the Group benefits from such proceeds as a recovery of part of the cost of the financial asset, in which case, such gains are recorded in other comprehensive income and accumulated in “fair value reserve of financial assets at fair value through other comprehensive income”. Equity investments designated at fair value through other comprehensive income (non-recycling) are not subject to impairment assessment.

2.4 SUMMARY OF SIGNIFICANT ACCOUNTING POLICIES *(Continued)*

Derecognition of financial assets

A financial asset (or, where applicable, a part of a financial asset or part of a group of similar financial assets) is primarily derecognised (i.e., removed from the Group's consolidated statement of financial position) when:

- the rights to receive cash flows from the asset have expired; or
- the Group has transferred its rights to receive cash flows from the asset or has assumed an obligation to pay the received cash flows in full without material delay to a third party under a "pass-through" arrangement; and either (a) the Group has transferred substantially all the risks and rewards of the asset, or (b) the Group has neither transferred nor retained substantially all the risks and rewards of the asset, but has transferred control of the asset.

When the Group has transferred its rights to receive cash flows from an asset or has entered into a pass-through arrangement, it evaluates if, and to what extent, it has retained the risk and rewards of ownership of the asset. When it has neither transferred nor retained substantially all the risks and rewards of the asset nor transferred control of the asset, the Group continues to recognise the transferred asset to the extent of the Group's continuing involvement. In that case, the Group also recognises an associated liability. The transferred asset and the associated liability are measured on a basis that reflects the rights and obligations that the Group has retained.

Continuing involvement that takes the form of a guarantee over the transferred asset is measured at the lower of the original carrying amount of the asset and the maximum amount of consideration that the Group could be required to repay.

Impairment of financial assets

The Group recognises an allowance for expected credit losses ("ECLs") for all debt instruments not held at fair value through profit or loss. ECLs are based on the difference between the contractual cash flows due in accordance with the contract and all the cash flows that the Group expects to receive, discounted at an approximation of the original effective interest rate. The expected cash flows will include cash flows from the sale of collateral held or other credit enhancements that are integral to the contractual terms.

General approach

ECLs are recognised in two stages. For credit exposures for which there has not been a significant increase in credit risk since initial recognition, ECLs are provided for credit losses that result from default events that are possible within the next 12 months (a 12-month ECL). For those credit exposures for which there has been a significant increase in credit risk since initial recognition, a loss allowance is required for credit losses expected over the remaining life of the exposure, irrespective of the timing of the default (a lifetime ECL).

At each reporting date, the Group assesses whether the credit risk on a financial instrument has increased significantly since initial recognition. When making the assessment, the Group compares the risk of a default occurring on the financial instrument as at the reporting date with the risk of a default occurring on the financial instrument as at the date of initial recognition and considers reasonable and supportable information that is available without undue cost or effort, including historical and forward-looking information.

The Group considers a financial asset in default when contractual payments are 90 days past due. However, in certain cases, the Group may also consider a financial asset to be in default when internal or external information indicates that the Group is unlikely to receive the outstanding contractual amounts in full before taking into account any credit enhancements held by the Group. A financial asset is written off when there is no reasonable expectation of recovering the contractual cash flows.

Financial assets at amortised cost are subject to impairment under the general approach and they are classified within the following stages for measurement of ECLs except for trade receivables which apply the simplified approach as detailed below.

- Stage 1 – Financial instruments for which credit risk has not increased significantly since initial recognition and for which the loss allowance is measured at an amount equal to 12-month ECLs
- Stage 2 – Financial instruments for which credit risk has increased significantly since initial recognition but that are not credit-impaired financial assets and for which the loss allowance is measured at an amount equal to lifetime ECLs
- Stage 3 – Financial assets that are credit-impaired at the reporting date (but that are not purchased or originated credit-impaired) and for which the loss allowance is measured at an amount equal to lifetime ECLs

2.4 SUMMARY OF SIGNIFICANT ACCOUNTING POLICIES (Continued)

Impairment of financial assets (Continued)

Simplified approach

For trade receivables that do not contain a significant financing component or when the Group applies the practical expedient of not adjusting the effect of a significant financing component, the Group applies the simplified approach in calculating ECLs. Under the simplified approach, the Group does not track changes in credit risk, but instead recognises a loss allowance based on lifetime ECLs at each reporting date. The Group has established a provision matrix that is based on its historical credit loss experience, adjusted for forward-looking factors specific to the debtors and the economic environment.

For trade receivables, the Group chooses as its accounting policy to adopt the simplified approach in calculating ECLs with policies as described above.

Financial liabilities

Initial recognition and measurement

Financial liabilities are classified, at initial recognition, as financial liabilities at fair value through profit or loss, or as loans and borrowings, payables, as appropriate.

All financial liabilities are recognised initially at fair value and, in the case of loans and borrowings and payables, net of directly attributable transaction costs.

The Group's financial liabilities include trade payables, other payables and lease liabilities.

Subsequent measurement

The subsequent measurement of financial liabilities (other than lease liabilities) depends on their classification as follows:

Financial liabilities at amortised cost (loans and borrowings)

After initial recognition, interest-bearing loans and borrowings are subsequently measured at amortised cost, using the effective interest rate method unless the effect of discounting would be immaterial, in which case they are stated at cost. Gains and losses are recognised in profit or loss when the liabilities are derecognised as well as through the effective interest rate amortisation process.

Amortised cost is calculated by taking into account any discount or premium on acquisition and fees or costs that are an integral part of the effective interest rate. The effective interest rate amortisation is included in finance costs in profit or loss.

Accounting policies of lease liabilities are set out in note of "leases" as above.

Derecognition of financial liabilities

A financial liability is derecognised when the obligation under the liability is discharged or cancelled, or expires.

When an existing financial liability is replaced by another from the same lender on substantially different terms, or the terms of an existing liability are substantially modified, such an exchange or modification is treated as a derecognition of the original liability and a recognition of a new liability, and the difference between the respective carrying amounts is recognised in profit or loss.

Offsetting of financial instruments

Financial assets and financial liabilities are offset and the net amount is reported in the consolidated statement of financial position if there is a currently enforceable legal right to offset the recognised amounts and there is an intention to settle on a net basis, or to realise the assets and settle the liabilities simultaneously.

Inventories

Inventories are stated at the lower of cost and net realisable value. Cost is determined on the weighted average basis and, in the case of work in progress and finished goods, comprises direct materials, direct labour and an appropriate proportion of overheads. Net realisable value is based on estimated selling prices less any estimated costs to be incurred to completion and disposal.

2.4 SUMMARY OF SIGNIFICANT ACCOUNTING POLICIES *(Continued)*

Cash and cash equivalents

For the purpose of the consolidated statement of cash flows, cash and cash equivalents comprise cash on hand and demand deposits, and short term highly liquid investments that are readily convertible into known amounts of cash, are subject to an insignificant risk of changes in value, and have a short maturity of generally within three months when acquired, less bank overdrafts which are repayable on demand and form an integral part of the Group's cash management.

For the purpose of the consolidated statement of financial position, cash and cash equivalents comprise cash on hand and at banks, including term deposits and assets similar in nature to cash, which are not restricted as to use.

Provisions and contingent liabilities

A provision is recognised when a present obligation (legal or constructive) has arisen as a result of a past event and it is probable that a future outflow of resources will be required to settle the obligation, provided that a reliable estimate can be made of the amount of the obligation.

All provisions are reviewed at the end of each reporting period and adjusted to reflect the current best estimate.

When the effect of discounting is material, the amount recognised for a provision is the present value at the end of the reporting period of the future expenditures expected to be required to settle the obligation. The increase in the discounted present value amount arising from the passage of time is included in finance costs in profit or loss.

Where it is not probable that an outflow of economic benefits will be required, or the amount cannot be estimated reliably, the obligation is disclosed as a contingent liability, unless the probability of outflow of economic benefits is remote. Possible obligations, whose existence will only be confirmed by the occurrence or non-occurrence of one or more future uncertain events not wholly within the control of the Group, are also disclosed as contingent liabilities unless the probability of outflow of economic benefits is remote.

Income tax

Income tax comprises current and deferred tax. Income tax relating to items recognised outside profit or loss is recognised outside profit or loss, either in other comprehensive income or directly in equity.

Current tax assets and liabilities are measured at the amount expected to be recovered from or paid to the taxation authorities, based on tax rates (and tax laws) that have been enacted or substantively enacted by the end of the reporting period, taking into consideration interpretations and practices prevailing in the countries in which the Group operates.

Deferred tax is provided, using the liability method, on all temporary differences at the end of the reporting period between the tax bases of assets and liabilities and their carrying amounts for financial reporting purposes.

Deferred tax liabilities are recognised for all taxable temporary differences, except:

- when the deferred tax liability arises from the initial recognition of an asset or liability in a transaction that is not a business combination and, at the time of the transaction, affects neither the accounting profit nor taxable profit or loss; and
- in respect of taxable temporary differences associated with investments in subsidiaries, when the timing of the reversal of the temporary differences can be controlled and it is probable that the temporary differences will not reverse in the foreseeable future.

2.4 SUMMARY OF SIGNIFICANT ACCOUNTING POLICIES (Continued)

Income tax (Continued)

Deferred tax assets are recognised for all deductible temporary differences, and the carryforward of unused tax credits and any unused tax losses. Deferred tax assets are recognised to the extent that it is probable that taxable profit will be available against which the deductible temporary differences and the carryforward of unused tax credits and unused tax losses can be utilised, except:

- when the deferred tax asset relating to the deductible temporary differences arises from the initial recognition of an asset or liability in a transaction that is not a business combination and, at the time of the transaction, affects neither the accounting profit nor taxable profit or loss; and
- in respect of deductible temporary differences associated with investments in subsidiaries, deferred tax assets are only recognised to the extent that it is probable that the temporary differences will reverse in the foreseeable future and taxable profit will be available against which the temporary differences can be utilised.

The carrying amount of deferred tax assets is reviewed at the end of the reporting period and reduced to the extent that it is no longer probable that sufficient taxable profit will be available to allow all or part of the deferred tax asset to be utilised. Unrecognised deferred tax assets are reassessed at the end of each reporting period and are recognised to the extent that it has become probable that sufficient taxable profit will be available to allow all or part of the deferred tax asset to be recovered.

Deferred tax assets and deferred tax liabilities are offset if and only if the Group has a legally enforceable right to set off current tax assets and current tax liabilities and the deferred tax assets and deferred tax liabilities relate to income taxes levied by the same taxation authority on either the same taxable entity or different taxable entities which intend either to settle current tax liabilities and assets on a net basis, or to realise the assets and settle the liabilities simultaneously, in each future period in which significant amounts of deferred tax liabilities or assets are expected to be settled or recovered.

When different tax rates apply to different levels of taxable income, deferred tax assets and liabilities are measured using the average tax rates that are expected to apply to the taxable income of the periods in which the temporary differences are expected to reverse.

The determination of the average tax rates requires an estimation of (i) when the existing temporary differences will reverse and (ii) the amount of future taxable profit in those years. The estimate of future taxable profit includes:

- income or loss excluding reversals of temporary differences; and
- reversals of existing temporary differences.

Contract liabilities

A contract liability is recognised when the customer pays consideration before the Group recognises the related revenue. A contract liability would also be recognised if the Group has an unconditional right to receive consideration before the Group recognises the related revenue. In such cases, a corresponding receivable would also be recognised.

Share capital

Share capital ordinary shares are classified as equity. The amount of share capital recognised is determined using the nominal value and any related transaction costs are deducted from the share premium.

2.4 SUMMARY OF SIGNIFICANT ACCOUNTING POLICIES (Continued)

Property held for sale

Non-current assets, or disposal groups comprising assets and liabilities, that are highly probable to be recovered principally through sale rather than through continuing use, are classified as held for sale. Immediately before classification as held for sale, the assets, or components of a disposal group, are remeasured in accordance with the Group's accounting policies. Thereafter generally the assets, or disposal group, are measured at the lower of their carrying amount and fair value less costs to sell. Any impairment loss on a disposal group is first allocated to goodwill, and then to remaining assets and liabilities on pro rata basis, except that no loss is allocated to inventories, financial assets, deferred tax assets, employee benefit assets, investment property or biological assets, which continue to be measured in accordance with the Group's accounting policies. Impairment losses on initial classification as held for sale and subsequent gains and losses on remeasurement are recognised in profit or loss. Gains are not recognised in excess of any cumulative impairment loss.

Intangible assets and property, plant and equipment once classified as held for sale are not amortised or depreciated. In addition, equity accounting of equity-accounted investees ceases once classified as held for sale.

Revenue recognition

Revenue from contracts with customers

Revenue from contracts with customers is recognised when control of goods or services is transferred to the customers at an amount that reflects the consideration to which the Group expects to be entitled in exchange for those goods or services.

To determine whether to recognise revenue, the Group follows a 5-step process:

1. Identifying the contract with a customer
2. Identifying the performance obligations
3. Determining the transaction price
4. Allocating the transaction price to the performance obligations
5. Recognising revenue when/as performance obligation(s) are satisfied

When the consideration in a contract includes a variable amount, the amount of consideration is estimated to which the Group will be entitled in exchange for transferring the goods or services to the customer. The variable consideration is estimated at contract inception and constrained until it is highly probable that a significant revenue reversal in the amount of cumulative revenue recognised will not occur when the associated uncertainty with the variable consideration is subsequently resolved.

When the contract contains a financing component which provides the customer with a significant benefit of financing the transfer of goods or services to the customer for more than one year, revenue is measured at the present value of the amount receivable, discounted using the discount rate that would be reflected in a separate financing transaction between the Group and the customer at contract inception. When the contract contains a financing component which provides the Group a significant financial benefit for more than one year, revenue recognised under the contract includes the interest expense accreted on the contract liability under the effective interest method. For a contract where the period between the payment by the customer and the transfer of the promised goods or services is one year or less, the transaction price is not adjusted for the effects of a significant financing component, using the practical expedient in HKFRS 15.

2.4 SUMMARY OF SIGNIFICANT ACCOUNTING POLICIES (Continued)

Sale of garment products and accessories

Revenue from the sale of garment products and accessories is recognised at the point in time when control of the asset is transferred to the customer, generally on delivery of the garment products and accessories.

The Group operates a customer loyalty scheme through which award credits are granted to the customers on consuming in the retail shops that entitle them to consume by offsetting the award credits on future purchases in retail shops. These award credits provide a right to consume by offsetting the award credits to customers that they would not receive without future purchases in retail shops. The award credits have a valid period of 12 months after the grant of award credits. The promise to provide the right to the customer is therefore a separate performance obligation.

Other income

Interest income is recognised on a time proportion using the effective interest method. For financial assets measured at amortised cost that are not credit impaired, the effective interest rate is applied to the gross carrying amount of the asset.

Financial guarantees contracts

A financial guarantee contract is a contract that requires the issuer (or guarantor) to make specified payments to reimburse the holder for a loss it incurs because a specified debtor fails to make payment when due in accordance with the terms of a debt instrument.

Government grants

Grants from the government are recognised at their fair value where there is a reasonable assurance that the grant will be received and the Group will comply with all attached conditions. Government grants are deferred and recognised in profit or loss over the period necessary to match them with the costs that the grants are intended to compensate.

Government grants relating to income is presented in gross under "Other income" in the consolidated statement of profit or loss and other comprehensive income.

Share-based payments

The Company operates a share option scheme for the purpose of providing incentives and rewards to eligible participants who contribute to the success of the Group's operations. Employees (including directors) of the Group receive remuneration in the form of share-based payments, whereby employees render services as consideration for equity instruments ("**equity-settled transactions**").

The cost of equity-settled transactions with employees for grants after 7 November 2002 is measured by reference to the fair value at the date at which they are granted. The fair value is determined by an external valuer using the Black-Scholes-Merton pricing model.

The cost of equity-settled transactions is recognised in employee benefit expense, together with a corresponding increase in equity, over the period in which the performance and/or service conditions are fulfilled. The cumulative expense recognised for equity-settled transactions at the end of each reporting period until the vesting date reflects the extent to which the vesting period has expired and the Group's best estimate of the number of equity instruments that will ultimately vest. The charge or credit to profit or loss for a period represents the movement in the cumulative expense recognised as at the beginning and end of that period.

Service and non-market performance conditions are not taken into account when determining the grant date fair value of awards, but the likelihood of the conditions being met is assessed as part of the Group's best estimate of the number of equity instruments that will ultimately vest. Market performance conditions are reflected within the grant date fair value. Any other conditions attached to an award, but without an associated service requirement, are considered to be non-vesting conditions. Non-vesting conditions are reflected in the fair value of an award and lead to an immediate expensing of an award unless there are also service and/or performance conditions.

For awards that do not ultimately vest because non-market performance and/or service conditions have not been met, no expense is recognised. Where awards include a market or non-vesting condition, the transactions are treated as vesting irrespective of whether the market or non-vesting condition is satisfied, provided that all other performance and/or service conditions are satisfied.

2.4 SUMMARY OF SIGNIFICANT ACCOUNTING POLICIES (Continued)

Share-based payments (Continued)

Where the terms of an equity-settled award are modified, as a minimum an expense is recognised as if the terms had not been modified, if the original terms of the award are met. In addition, an expense is recognised for any modification that increases the total fair value of the share-based payments, or is otherwise beneficial to the employee as measured at the date of modification.

Where an equity-settled award is cancelled, it is treated as if it had vested on the date of cancellation, and any expense not yet recognised for the award is recognised immediately. This includes any award where non-vesting conditions within the control of either the Group or the employee are not met. However, if a new award is substituted for the cancelled award, and is designated as a replacement award on the date that it is granted, the cancelled and new awards are treated as if they were a modification of the original award, as described in the previous paragraph.

The dilutive effect of outstanding options is reflected as additional share dilution in the computation of earnings per share.

Other employee benefits

Pension schemes and other retirement benefits

The Group's subsidiaries incorporated in Hong Kong operate defined contribution Mandatory Provident Fund retirement benefit schemes (the "MPF Schemes") under the Mandatory Provident Fund Schemes Ordinance for those employees who are eligible to participate in the MPF Schemes. Contributions are made based on a percentage of the employees' basic salaries and are charged to profit or loss as they become payable in accordance with the rules of the MPF Schemes. The assets of the MPF Schemes are held separately from those of the Group in an independently administered fund. The Group's employer contributions vest fully with the employees when contributed into the MPF Schemes.

The subsidiaries of the Group incorporated in Macau make monthly contributions to the social security fund managed by the relevant authority of the local government, which undertakes the retirement obligations of the Group's employees. The Group has no obligation for payment of retirement benefits beyond the monthly contributions. The contribution payable is charged as an expense to profit or loss as and when incurred.

Short-term employee benefits

Employee entitlements to annual leave are recognised when they accrue to employees. A provision is made for the estimated liability for annual leave as a result of services rendered by employees up to the reporting date.

Non-accumulating compensated absences such as sick leave and maternity leave are not recognised until the time of leave.

Dividends

Final dividends are recognised as a liability when they are approved by the shareholders in a general meeting. Proposed dividends are disclosed in the notes to the consolidated financial statements.

Interim dividends are simultaneously proposed and declared, because the Company's memorandum and articles of association grant the directors the authority to declare interim dividends. Consequently, interim dividends are recognised immediately as a liability when they are proposed and declared.

2.4 SUMMARY OF SIGNIFICANT ACCOUNTING POLICIES (Continued)

Segment reporting

The Group identifies operating segments and prepares segment information based on the regular internal financial information reported to the senior executive management of the Company for their decisions about resources allocation to the Group's business components and for their review of the performance of those components.

Foreign currencies

These consolidated financial statements are presented in Hong Kong dollars ("HK\$"), which is the Company's functional currency. Each entity in the Group determines its own functional currency and items included in the consolidated financial statements of each entity are measured using that functional currency. Foreign currency transactions recorded by the entities in the Group are initially recorded using their respective functional currency rates prevailing at the dates of the transactions. Monetary assets and liabilities denominated in foreign currencies are translated at the functional currency rates of exchange ruling at the end of the reporting period. Differences arising on settlement or translation of monetary items are recognised in profit or loss.

Non-monetary items that are measured in terms of historical cost in a foreign currency are not retranslated (i.e. only translated using the exchange rates at the dates of the initial transactions). Non-monetary items measured at fair value in a foreign currency are translated using the exchange rates at the date when the fair value was measured. The gain or loss arising on retranslation of a non-monetary item measured at fair value is treated in line with the recognition of the gain or loss on change in fair value of the item (i.e., translation difference on the item whose fair value gain or loss is recognised in other comprehensive income or profit or loss is also recognised in other comprehensive income or profit or loss, respectively).

In determining the exchange rate on initial recognition of the related asset, expense or income on the derecognition of a non-monetary asset or non-monetary liability relating to an advance consideration, the date of initial transaction is the date on which the Group initially recognises the non-monetary asset or non-monetary liability arising from the advance consideration. If there are multiple payments or receipts in advance, the Group determines the transaction date for each payment or receipt of the advance consideration.

The functional currencies of certain overseas subsidiaries are currencies other than the Hong Kong dollar. As at the end of the reporting period, the assets and liabilities of these entities are translated into Hong Kong dollars at the exchange rates prevailing at the end of the reporting period and their statements of profit or loss are translated into Hong Kong dollars at the weighted average exchange rates for the year. The resulting exchange differences are recognised in other comprehensive income and accumulated in the exchange fluctuation reserve. On disposal of a foreign operation, the component of other comprehensive income relating to that particular foreign operation is recognised in profit or loss.

For the purpose of the consolidated statement of cash flows, the cash flows of overseas subsidiaries are translated into Hong Kong dollars at the exchange rates ruling at the dates of the cash flows. Frequently recurring cash flows of overseas subsidiaries which arise throughout the year are translated into Hong Kong dollars at the weighted average exchange rates for the year.

3. SIGNIFICANT ACCOUNTING JUDGMENT AND ESTIMATES

The preparation of the consolidated financial statements requires management to make judgment, estimates and assumptions that affect the reported amounts of revenues, expenses, assets and liabilities, and their accompanying disclosures, and the disclosure of contingent liabilities. Uncertainty about these assumptions and estimates could result in outcomes that could require a material adjustment to the carrying amounts of the assets or liabilities affected in the future.

Judgment

In the process of applying the Group's accounting policies, management has made the following judgment, apart from those involving estimations, which have significant effect on the amounts recognised in the consolidated financial statements.

3. SIGNIFICANT ACCOUNTING JUDGMENT AND ESTIMATES (Continued) Judgment (Continued)

Significant judgment in determining the lease term of contracts with renewal options

The Group has several lease contracts that include extension and termination options. The Group applies judgment in evaluating whether or not to exercise the option to renew or terminate the lease. That is, it considers all relevant factors that create an economic incentive for it to exercise either the renewal or termination. After the commencement date, the Group reassesses the lease term if there is a significant event or change in circumstances that is within its control and affects its ability to exercise or not to exercise the option to renew or to terminate (e.g., construction of significant leasehold improvements or significant customisation to the leased asset).

Estimation uncertainty

The key assumptions concerning the future and other key sources of estimation uncertainty at the end of the reporting period, that have a significant risk of causing a material adjustment to the carrying amounts of assets and liabilities within the next financial year, are described below.

Impairment test of items of property, plant and equipment and right-of-use assets

Management estimates the recoverable amount of items of property, plant and equipment and right-of-use assets when an indication of impairment exists. This requires an estimation of the value in use of the cash-generating units. Estimating the value in use requires management to make an estimate of the expected future cash flows from the cash-generating unit and also to choose a suitable discount rate in order to calculate the present value of those cash flows. Changing the assumptions selected by management to determine the level of impairment, including the discount rates or the growth rate assumptions in the cash flow projections, could materially affect the net present value used in the impairment test. The carrying values of property, plant and equipment and right-of-use assets at 31 March 2023 were HK\$9,618,000 (2022: HK\$10,381,000) and HK\$41,884,000 (2022: HK\$40,174,000), respectively. Further details are included in Notes 13 and 15 to the consolidated financial statements.

Deferred tax assets

Deferred tax assets are recognised for all unused tax losses to the extent that it is probable that taxable profit will be available against which the losses can be utilised. Significant management judgment is required to determine the amount of deferred tax assets that can be recognised, based upon the likely timing and level of future taxable profits together with future tax planning strategies. As at 31 March 2023, the recognised deferred tax assets related to tax loss and accelerated tax depreciation amounted to HK\$5,180,000 (2022: Nil) and HK\$1,700,000 (2022: HK\$200,000) respectively. The amount of unrecognised tax losses at 31 March 2023 was HK\$202,353,000 (2022: HK\$252,226,000). Further details are included in Note 17 to the consolidated financial statements.

Provision for inventories

Management reviews the ageing analysis of the Group's inventories at the end of each reporting period, and makes provision for obsolete items when events or change in circumstances show that the balance of inventories may not be realisable. The assessment of the provision amount involves management judgment and estimates by considering historical consumption and recent market condition. Where the actual outcome is different from the original estimate, such differences will have an impact on the carrying value of the inventories and provision charge/write-back in the period in which such estimate has been changed. The carrying value of inventories at 31 March 2023 was HK\$29,400,000, net of provision of HK\$3,000,000 (2022: HK\$47,829,000, net of provision of HK\$19,030,000). Further details of which are included in Note 18 to the consolidated financial statements.

Leases – Estimating the incremental borrowing rate

The Group cannot readily determine the interest rate implicit in a lease, and therefore, it uses an incremental borrowing rate ("IBR") to measure lease liabilities. The IBR is the rate of interest that the Group would have to pay to borrow over a similar term, and with a similar security, the funds necessary to obtain an asset of a similar value to the right-of-use asset in a similar economic environment. The IBR therefore reflects what the Group "would have to pay", which requires estimation when no observable rates are available (such as for subsidiaries that do not enter into financing transactions) or when it needs to be adjusted to reflect the terms and conditions of the lease (for example, when leases are not in the subsidiary's functional currency). The Group estimates the IBR using observable inputs (such as market interest rates) when available and is required to make certain entity-specific estimates (such as the subsidiary's stand-alone credit rating).

4. OPERATING SEGMENT INFORMATION

The Group is principally engaged in the design and retail of trendy apparel, bags and fashion accessories.

In the prior year, the Group organised its business units to offer products to customers located in different geographical areas. The Group then presented its segmental information in two reportable segments, namely "Hong Kong & Macau" and "Non-Hong Kong & Macau".

However, in line with the Group's strategic moves, the Group revamped its business models to capture potentials in retail markets more comprehensively via both offline and online channels. For management purpose and in a manner consistent with the way in which information is reported internally to the Group's chief operating decision maker for the purpose of resource allocation and performance assessment, the Group has restructured its reportable segments into two distinctive units with effect from the year ended 31 March 2023 and the comparative figures are also restated to conform with the current year's presentation.

The Group's new reportable segments are as follows:

1. **Offline:** management and operation of physical point-of-sale, including but not limited to retail stores, outlets, pop-up shops and seasonal bargain sales activities, etc. in different regions (at the end of the reporting periods, mainly in Hong Kong and Macau); and
2. **Online:** management and operation of cyber distribution channels to capture boundless online consumption.

Segment performance is evaluated based on reportable segment profit, which is a measure of adjusted profit before tax. The adjusted profit before tax is measured consistently with the Group's profit before tax except for that interest income, non-lease-related finance costs, gain on disposal of properties (other than from leasehold improvements and equipment), gain on disposal of a subsidiary and unallocated expenses, net are excluded from this measurement.

Segment assets exclude equity investments at fair value through other comprehensive income, deferred tax assets, property held for sale, tax recoverable and other unallocated corporate assets as these assets are managed on a group basis. Segment liabilities exclude deferred tax liabilities, tax payable and other unallocated corporate liabilities as these liabilities are managed on a group basis. Segment non-current assets exclude equity investments at fair value through other comprehensive income, deferred tax assets and other unallocated corporate non-current assets as these assets are managed on a group basis.

Intersegment sales are transacted with reference to the selling prices used for sales made to third parties at the prevailing market prices.

Information about major customers

Since there was no customer to which the Group's sales amounted to 10% or more of the Group's revenue during the years ended 31 March 2023 and 2022, no major customer information is presented.



4. OPERATING SEGMENT INFORMATION (Continued)

	Offline HK\$'000	Online HK\$'000	Total HK\$'000
Year ended 31 March 2023			
Segment revenue:			
Sales to external customers	192,086	4,532	196,618
Segment results:			
<i>Reconciliation:</i>			
Interest income			1,093
Finance costs (other than interest on lease liabilities)			(23)
Gain on disposal of properties (other than from leasehold improvements and equipment)			1,549
Unallocated expenses, net			(24,851)
Profit before tax			39,391
Segment assets:			
<i>Reconciliation:</i>			
Deferred tax assets			6,880
Tax recoverable			386
Unallocated assets			39,143
Total assets			206,887
Segment liabilities:			
<i>Reconciliation:</i>			
Unallocated liabilities			1,637
Total liabilities			44,365
Segment non-current assets:			
<i>Reconciliation:</i>			
Deferred tax assets			6,880
Unallocated non-current assets			20,117
Total non-current assets			76,238

4. OPERATING SEGMENT INFORMATION (Continued)

	Offline HK\$'000	Online HK\$'000	Total HK\$'000
Other segment information:			
Capital expenditure*	2,839	2	2,841
Unallocated capital expenditure*			294
			<u>3,135</u>
Depreciation of property, plant and equipment	2,471	51	2,522
Unallocated depreciation			1,050
			<u>3,572</u>
Depreciation of right-of-use assets	23,565	–	23,565
Unallocated depreciation			341
			<u>23,906</u>
Amortisation of intangible assets	10	–	10
Unallocated amortisation			36
			<u>46</u>
Loss on disposal of items of property, plant and equipment, net	326	–	326
Unallocated gains on disposal of items of property, plant and equipment and right-of-use assets, net			(1,549)
			<u>(1,223)</u>
Write-back of lease liabilities, net	(6,499)	–	(6,499)
Reversal of impairment of right-of-use assets	(610)	–	(610)

* Capital expenditure consists of additions to property, plant and equipment and intangible assets.

4. OPERATING SEGMENT INFORMATION (Continued)

	Offline (Restated) HK\$'000	Online (Restated) HK\$'000	Total (Restated) HK\$'000
Year ended 31 March 2022			
Segment revenue:			
Sales to external customers	246,618	2,686	249,304
Segment results:			
<i>Reconciliation:</i>			
Interest income			57
Finance costs (other than interest on lease liabilities)			(341)
Gain on disposal of properties (other than from leasehold improvements and equipment)	10,638	49	153,412
Gain on disposal of a subsidiary			20,587
Unallocated expenses, net			(41,414)
Profit before tax			142,988
Segment assets:			
<i>Reconciliation:</i>			
Deferred tax assets			200
Property held for sale			201
Tax recoverable			384
Unallocated assets	173,021	3,016	74,647
Total assets			251,469
Segment liabilities:			
<i>Reconciliation:</i>			
Deferred tax liabilities			10
Tax payable			22
Unallocated liabilities	58,284	50	4,909
Total liabilities			63,275
Segment non-current assets:			
<i>Reconciliation:</i>			
Deferred tax assets			200
Unallocated non-current assets	53,591	159	21,271
Total non-current assets			75,221

4. OPERATING SEGMENT INFORMATION (Continued)

	Offline (Restated) HK\$'000	Online (Restated) HK\$'000	Total (Restated) HK\$'000
Other segment information:			
Capital expenditure*	1,085	45	1,130
Unallocated capital expenditure*			<u>1,262</u>
			<u>2,392</u>
Depreciation of property, plant and equipment	5,935	78	6,013
Unallocated depreciation			<u>1,614</u>
			<u>7,627</u>
Depreciation of right-of-use assets	58,878	–	58,878
Unallocated depreciation			<u>935</u>
			<u>59,813</u>
Amortisation of intangible assets	14	–	14
Unallocated amortisation			<u>68</u>
			<u>82</u>
Loss on disposal of items of property, plant and equipment, net	1,115	4	1,119
Unallocated gains on disposal of items of property, plant and equipment and right-of-use assets, net			<u>(152,072)</u>
			<u>(150,953)</u>
Write-back of lease liabilities, net	(7,747)	–	<u>(7,747)</u>
Impairment of items of property, plant and equipment	1,202	–	<u>1,202</u>
Impairment of right-of-use assets	7,047	–	<u>7,047</u>

* Capital expenditure consists of additions to property, plant and equipment and intangible assets.

5. REVENUE, OTHER INCOME AND GAINS

An analysis of revenue, other income and gains is as follows:

	2023 HK\$'000	2022 HK\$'000
Revenue		
Sale of garment products and accessories transferred at a point in time	196,618	249,304
Disaggregated revenue information		
Segments		
Retail business		(Restated)
Offline	192,086	246,618
Online	4,532	2,686
Total revenue from contracts with customers	196,618	249,304

The following table shows the amounts of revenue recognised that were included in the contract liabilities at the beginning of the years:

	2023 HK\$'000	2022 HK\$'000
Revenue recognised that was included in contract liabilities at 1 April – Sale of garment products and accessories	1,365	1,900

Performance obligations

Information about the Group's performance obligations is summarised below:

Sale of garment products and accessories

The Group sells garment products and accessories directly to retail customers via retail stores, department stores and internet. The performance obligation is satisfied when the product is transferred to the customers upon delivery of goods. Payment of the transaction price is due immediately when the customers purchase the goods. The payment is usually settled in cash or using credit cards.

The Group also sells goods to distributors. The performance obligation is satisfied when control of the products has been transferred, being when the products are delivered to the distributors and there is no unfulfilled obligation that could affect the distributors' acceptance of the products. The payment is generally due within 30 to 60 days from delivery, except for certain distributors, where payment in advance is normally required.

The transaction prices allocated to the remaining performance obligations (unsatisfied or partially unsatisfied) as at 31 March 2023 and 31 March 2022 were not disclosed in the notes to the consolidated financial statements because all the remaining performance obligations in relation to the sale of garment products and accessories were a part of contracts that have an original expected duration of one year or less.

5. REVENUE, OTHER INCOME AND GAINS (Continued)

	2023 HK\$'000	2022 HK\$'000
Other income		
Bank interest income	1,093	57
Government grants*	4,185	194
Others	79	122
	5,357	373
Gains		
Gain on disposal of items of property, plant and equipment and right-of-use assets, net	1,223	150,953
Gain on disposal of a subsidiary (Note 32)	–	20,587
Gain on liquidation of subsidiaries	–	245
Write-back of lease liabilities, net	6,499	7,747
Reversal of impairment of right-of-use assets	610	–
	8,332	179,532
	13,689	179,905

* During the year ended 31 March 2023, the Group recognised subsidies of approximately HK\$4,185,000 (2022: HK\$194,000) from certain anti-epidemic funds provided by the Hong Kong and Macau governments as part of the relief measures on COVID-19 pandemic.

6. FINANCE COSTS

An analysis of finance costs is as follows:

	2023 HK\$'000	2022 HK\$'000
Interest on lease liabilities (Notes 15(b), 15(c))	1,030	2,824
Interest on bank loans	–	10
Other interest expenses	23	331
	1,053	3,165

31 March 2023

7. PROFIT BEFORE TAX

The Group's profit before tax is arrived at after charging/(crediting):

	Notes	2023 HK\$'000	2022 HK\$'000
Cost of sales:			
Cost of inventories sold		62,658	96,936
Reversal of provision for inventories, net		(16,030)	(7,276)
		46,628	89,660
Lease expenses:			
Depreciation of right-of-use assets	15	23,906	59,813
Lease payments for short term leases and contingent rents not included in the measurement of lease liabilities		19,335	19,804
COVID-19-Related rent concessions*	15	(1,384)	(8,236)
Interest on lease liabilities		1,030	2,824
		42,887	74,205
Employee benefit expenses (including directors' remuneration (Note 8)):			
Wages, salaries and other benefits		46,376	60,254
Contribution to pension scheme**		1,685	2,087
Refund from pension scheme		(3,189)	(862)
		44,872	61,479
Other expenses:			
Amortisation of intangible assets	16	46	82
Write-off of rental deposits, net		2	1,084
Loss on disposal of trademarks	16	2	3
Impairment of items of property, plant and equipment	13	–	1,202
Impairment of right-of-use assets	15	–	7,047
Foreign exchange losses, net		910	4,682
		960	14,100
Auditor's remuneration		1,199	1,129
Depreciation of property, plant and equipment	13	3,572	7,627
Gain on disposal of items of property, plant and equipment and right-of-use assets, net		(1,223)	(150,953)
Gain on disposal of a subsidiary		–	(20,587)
Write-back of lease liabilities, net	15	(6,499)	(7,747)
Reversal of impairment of right-of-use assets	15	(610)	–

* Included in "selling and distribution expenses" on the face of the consolidated statement of profit or loss and other comprehensive income.

** At the end of the reporting period, the Group had no forfeited contributions available to reduce its contributions to the pension schemes in future years (2022: Nil).

8. DIRECTORS' REMUNERATION

Directors' remuneration for the year, disclosed pursuant to the Listing Rules, 383(1) of the Hong Kong Companies Ordinance and Part 2 of the Companies (Disclosure of information about Benefits of Directors) Regulation, is as follows:

	2023 HK\$'000	2022 HK\$'000
Fees	410	410
Other emoluments:		
Salaries, allowances and benefits in kind	3,608	3,635
Performance-related bonuses*	600	5,939
Pension scheme contributions	36	51
	4,244	9,625
	4,654	10,035

* Certain executive directors of the Company are entitled to bonus payments which are determined based on the results of the Group.

(a) Independent non-executive directors

The fees paid to independent non-executive directors during the year are as follows:

	2023 HK\$'000	2022 HK\$'000
Mr. Chu To Ki	164	164
Mr. Mak Wing Kit	164	164
Mr. Wong Man Tai	82	82
	410	410

There were no other emoluments payable to the independent non-executive directors during the year (2022: Nil).

31 March 2023

8. DIRECTORS' REMUNERATION (Continued)

(b) Executive directors

	Fees HK\$'000	Salaries, allowances and benefits in kind HK\$'000	Performance- related bonuses HK\$'000	Pension scheme contributions HK\$'000	Total remuneration HK\$'000
2023					
Madam Tong She Man, Winnie	-	1,430	500	18	1,948
Mr. Yeung Yat Hang	-	2,178	100	18	2,296
Dr. Wong Yui Lam	-	-	-	-	-
	-	3,608	600	36	4,244
2022					
Madam Tong She Man, Winnie (note i)	-	1,370	2,500	18	3,888
Mr. Yeung Yat Hang	-	1,191	399	18	1,608
Dr. Wong Yui Lam (note ii)	-	1,074	3,040	15	4,129
	-	3,635	5,939	51	9,625

Notes:

- (i) Madam Tong She Man, Winnie ("**Madam Tong**"), the vice-chairlady and an executive Director was selected by the Board to succeed Dr. Wong as the chairlady of the Board (the "**Chairlady**") with effect from 26 November 2021.
- (ii) Dr. Wong Yui Lam ("**Dr. Wong**") retired as the chairman of the Board (the "**Chairman**") with effect from 26 November 2021. Dr. Wong continues to be an executive Director after his retirement as the Chairman.

During both years, no emoluments were paid by the Group to the Directors as an inducement to join or upon joining the Group or as compensation for loss of office. No directors' remunerations were waived during the year ended 31 March 2023 (2022: Nil).

9. FIVE HIGHEST PAID EMPLOYEES

The five highest paid employees during the year included two (2022: three) executive directors, details of whose remuneration are set out in Note 8 above. Details of the remuneration of the remaining three (2022: two) non-director, highest paid employees for the year are as follows:

	2023 HK\$'000	2022 HK\$'000
Salaries, allowances and benefits in kind	3,438	2,206
Performance-related bonuses	217	215
Pension scheme contributions	54	36
	3,709	2,457

The number of non-director, highest paid employees whose remuneration fell within the following bands is as follows:

	Number of employees	
	2023	2022
HK\$500,001 to HK\$1,000,000	1	-
HK\$1,000,001 to HK\$1,500,000	2	2
	3	2

31 March 2023

10. INCOME TAX (CREDIT)/EXPENSE

Hong Kong profits tax has been provided at the rate of 16.5% (2022: 16.5%) on the estimated assessable profits arising in Hong Kong during the year, except for one subsidiary of the Group which is a qualifying corporation under the two-tiered profits tax rates regime. Under the two-tiered profits tax rates regime, the first HK\$2,000,000 of profits of qualifying entities are taxed at 8.25%, and the profits above HK\$2,000,000 are taxed at 16.5%. The provision for Hong Kong profits tax for this subsidiary was calculated at the same basis in 2022. Taxes on profits assessable elsewhere had been calculated at the rates of tax prevailing in the countries/jurisdictions in which the Group operates.

	2023 HK\$'000	2022 HK\$'000
Current tax – Hong Kong		
Provision for the year	–	333
(Over)/under provision in prior years	(26)	33
Current tax – Elsewhere		
Provision for the year	–	3
Under/(over) provision in prior years	140	(272)
Deferred tax (credit)/charge (Note 17)	(6,690)	280
Total tax (credit)/expense for the year	(6,576)	377

A reconciliation of the tax (credit)/expense applicable to profit before tax using the applicable rates for the countries/jurisdictions in which the Company and the majority of its subsidiaries are domiciled to the tax (credit)/expense at the effective tax rates, and a reconciliation of the applicable rates (i.e., the statutory tax rates) to the effective tax rates, are as follows:

2023	HK\$'000	%
Profit before tax	39,391	
Tax at the statutory tax rates	6,499	16.5
Adjustments in respect of current tax of previous periods	114	0.3
Recognition of tax losses and accelerated depreciation previously not recognised	(6,880)	(17.5)
Income not subject to tax	(785)	(2.0)
Expenses not deductible for tax	41	0.1
Temporary differences not recognised	(2,516)	(6.4)
Tax losses not recognised	1,009	2.6
Utilisation of tax loss previously not recognised	(4,058)	(10.3)
	(6,576)	(16.7)
2022	HK\$'000	%
Profit before tax	142,988	
Tax at the statutory tax rates	27,875	19.5
Adjustments in respect of current tax of previous periods	(239)	(0.2)
Income not subject to tax	(30,436)	(21.3)
Expenses not deductible for tax	1,502	1.1
Temporary differences not recognised	(1,405)	(1.0)
Tax losses not recognised	3,200	2.2
Utilisation of tax loss previously not recognised	(120)	(0.1)
	377	0.2

11. EARNINGS PER SHARE ATTRIBUTABLE TO EQUITY HOLDERS OF THE PARENT

The calculation of the basic earnings per share is based on the profit for the year attributable to equity holders of the parent of HK\$45,967,000 (2022: HK\$142,611,000) and the weighted average number of ordinary shares of 367,380,000 (2022: 367,380,000) in issue during the year.

Diluted earnings per share is the same as basic earnings per share as the Group had no potentially dilutive ordinary shares in issue during the years ended 31 March 2023 and 2022.

The calculation of the basic earnings per share is based on:

	2023 HK\$'000	2022 HK\$'000
Profit		
Profit attributable to equity holders of the parent, used in the basic earnings per share calculation	45,967	142,611
	Number of shares	
Shares		
Weighted average number of ordinary shares in issue during the year used in the basic earnings per share calculation	367,380,000	367,380,000

12. DIVIDENDS

	2023 HK\$'000	2022 HK\$'000
2022 First special – 12.5 HK cents per ordinary share	–	45,923
2022 Second special – 18.5 HK cents per ordinary share	–	67,964
2022 Third special – 30.5 HK cents per ordinary share	–	112,050
Interim – 3.0 HK cents (2022: 2.5 HK cents) per ordinary share	11,021	9,184
Proposed final – Nil (2022: 16.5 HK cents) per ordinary share	–	60,618
	11,021	295,739

31 March 2023

13. PROPERTY, PLANT AND EQUIPMENT

	Buildings HK\$'000	Leasehold improvements HK\$'000	Computer equipment HK\$'000	Furniture, fixtures and equipment HK\$'000	Motor vehicles HK\$'000	Total HK\$'000
31 March 2023						
At 31 March 2022:						
Cost	6,938	57,906	8,288	12,820	1,834	87,786
Accumulated depreciation and impairment	(1,493)	(54,958)	(7,675)	(11,445)	(1,834)	(77,405)
Net carrying amount	5,445	2,948	613	1,375	–	10,381
At 1 April 2022	5,445	2,948	613	1,375	–	10,381
Additions	–	2,310	56	519	250	3,135
Depreciation provided during the year	(139)	(2,244)	(360)	(784)	(45)	(3,572)
Disposals/write-off	–	(73)	(6)	(247)	–	(326)
At 31 March 2023, net of accumulated depreciation and impairment	5,306	2,941	303	863	205	9,618
At 31 March 2023:						
Cost	6,938	42,028	7,109	8,093	1,419	65,587
Accumulated depreciation and impairment	(1,632)	(39,087)	(6,806)	(7,230)	(1,214)	(55,969)
Net carrying amount	5,306	2,941	303	863	205	9,618

31 March 2023

13. PROPERTY, PLANT AND EQUIPMENT (Continued)

	Buildings HK\$'000	Leasehold improvements HK\$'000	Computer equipment HK\$'000	Furniture, fixtures and equipment HK\$'000	Motor vehicles HK\$'000	Total HK\$'000
31 March 2022						
At 31 March 2021:						
Cost	32,525	76,584	14,836	19,090	1,834	144,869
Accumulated depreciation and impairment	(7,336)	(66,478)	(13,383)	(16,257)	(1,834)	(105,288)
Net carrying amount	25,189	10,106	1,453	2,833	–	39,581
At 1 April 2021	25,189	10,106	1,453	2,833	–	39,581
Additions	–	1,732	275	378	–	2,385
Depreciation provided during the year	(374)	(4,898)	(1,042)	(1,313)	–	(7,627)
Disposals/write-off	(11,286)	(1,862)	(73)	(523)	–	(13,744)
Disposal of a subsidiary	(7,921)	(928)	–	–	–	(8,849)
Transfer to property held for sale	(163)	–	–	–	–	(163)
Impairment	–	(1,202)	–	–	–	(1,202)
At 31 March 2022, net of accumulated depreciation and impairment	5,445	2,948	613	1,375	–	10,381
At 31 March 2022:						
Cost	6,938	57,906	8,288	12,820	1,834	87,786
Accumulated depreciation and impairment	(1,493)	(54,958)	(7,675)	(11,445)	(1,834)	(77,405)
Net carrying amount	5,445	2,948	613	1,375	–	10,381

For the year ended 31 March 2022, the directors considered that certain property, plant and equipment of the Group were subject to impairment loss because cash-generating units of these property, plant and equipment were non-performing and suffered from substantial losses for the year. An impairment provision of HK\$1,202,000 was recognised in profit or loss to write down the carrying amounts of these items of property, plant and equipment to their recoverable amount of HK\$118,000. The recoverable amount of the items of property, plant and equipment is determined based on a value in use calculation using cash flow projections based on financial budgets covering a period of the remaining lease terms. The pre-tax discount rate applied for the cash flow projection was 11%.

14. PROPERTY HELD FOR SALE

	2023 HK\$'000	2022 HK\$'000
Land and buildings	–	201

On 13 December 2021, a wholly-owned subsidiary of the Group has entered a provisional sale and purchase agreement with an independent third party to sell a car parking space at a total consideration of HK\$1,750,000 (before any related expenses). Accordingly, the carrying book value of the respective property, plant and equipment and right-of-use assets of aggregately HK\$201,000 has been reclassified to property held for sale.

The transaction has been completed on 19 April 2022 and the Group recorded a gain on disposal of the property of about HK\$1,549,000 upon completion in the year ended 31 March 2023.

15. LEASES**The Group as a lessee**

The Group has lease contracts for various buildings in its operations. Lump sum payments were made upfront to acquire the leased land from the owners with lease periods of 50 years, and no ongoing payments will be made under the terms of these land leases. Leases of building for owned use generally have remaining lease terms of 1 to 3 years (2022: 1 to 3 years). The Group also has lease payment based on turnover. Generally, the Group is restricted from assigning and subleasing the leased assets outside the Group. The Group has considered certain leases contain an option to renew the lease after the end of the contract and/or an option to early terminate the lease before the end of the contract.

(a) Right-of-use assets

The carrying amounts of the Group's right-of-use assets and the movements during the year are as follows:

Land and Buildings	2023 HK\$'000	2022 HK\$'000
At beginning of year	40,174	163,912
Additions	24,829	23,133
Depreciation (Note 7)	(23,906)	(59,813)
Lease modification	290	10,375
Write-off	(113)	(38,131)
Disposal	–	(11,053)
Disposal of a subsidiary (Note 32)	–	(41,164)
Transfer to property held for sale	–	(38)
Reversal of impairment/(impairment) (Note 7)	610	(7,047)
At end of year	41,884	40,174

As at 31 March 2023, the Group's management identified certain retail shops which previously impaired but resumed their profitability during the year ended 31 March 2023 and estimated the corresponding recoverable amounts of their right-of-use assets. Based on these estimates, a reversal of impairment loss of HK\$610,000 (2022: impairment of HK\$7,047,000) was recognised to write back the carrying amounts of these items of right-of-use assets to their recoverable amount of HK\$903,000 as at 31 March 2023 (2022: HK\$4,398,000). The recoverable amount of the items of right-of-use assets is determined based on a value in use calculation using cash flow projections based on financial budgets covering a period of the remaining lease terms. The pre-tax discount rate applied for the cash flow projection was 18% (2022: 11%).

The Group surrendered certain leases for buildings in the current and prior years. A write-off of HK\$113,000 (2022: HK\$38,131,000) was recognised to write off the cost of the corresponding items of right-of-use assets to their recoverable amount of nil as at 31 March 2023 (2022: Nil).

At the end of the reporting period, the lease commitments for short-term leases are HK\$5,044,000 (2022: HK\$3,543,000).

15. LEASES (Continued)**The Group as a lessee** (Continued)**(b) Lease liabilities**

The carrying amounts of the Group's lease liabilities and the movements during the year are as follows:

	2023 HK\$'000	2022 HK\$'000
At beginning of year	45,511	126,863
New leases	24,076	22,231
Lease modification	290	10,375
Write-back of lease liabilities	(6,612)	(45,878)
COVID-19-Related rent concessions (Note 7)	(1,384)	(8,236)
Accretion of interest recognised during the year (Note 6)	1,030	2,824
Payments	(32,239)	(62,827)
Exchange realignment	–	159
At end of year	30,672	45,511
Analysed into:		
Current portion	19,325	38,287
Non-current portion	11,347	7,224

A write-back of lease liabilities of HK\$6,612,000 (2022: HK\$45,878,000) was made, as the Group had obtained surrender agreements with landlords for certain early terminated leases for buildings.

The maturity analysis of lease liabilities is disclosed in Note 36 to the consolidated financial statements.

(c) The amounts recognised in profit or loss in relation to leases are as follows:

	2023 HK\$'000	2022 HK\$'000
Interest on lease liabilities (Note 6)	1,030	2,824
Depreciation of right-of-use assets (Note 7)	23,906	59,813
Write-back of lease liabilities, net (Note 7)	(6,499)	(7,747)
(Reversal of impairment)/impairment of right-of-use assets (Note 7)	(610)	7,047
COVID-19-Related rent concessions (Note 7)	(1,384)	(8,236)
Expense relating to short-term leases and other leases with remaining lease terms ended within one year (included in selling and distribution expenses and administrative expenses) (Note 7)	16,915	16,643
Variable lease payments not included in the measurement of lease liabilities (included in selling and distribution expenses) (Note 7)	2,420	3,161
Total amount recognised in profit or loss	35,778	73,505

16. INTANGIBLE ASSETS**Trademarks**

	2023 HK\$'000	2022 HK\$'000
At beginning of year:		
Cost	2,872	3,060
Accumulated amortisation and impairment	(2,756)	(2,866)
Net carrying amount	116	194
Cost at beginning of year, net of accumulated amortisation and impairment	116	194
Additions	–	7
Amortisation provided during the year (Note 7)	(46)	(82)
Disposal of trademarks (Note 7)	(2)	(3)
At end of year	68	116
At end of year:		
Cost	2,429	2,872
Accumulated amortisation and impairment	(2,361)	(2,756)
Net carrying amount	68	116

17. DEFERRED TAX

Deferred tax assets

	Losses available for offsetting against future taxable profits HK\$'000	Decelerated tax depreciation HK\$'000	Total HK\$'000
At 1 April 2021	555	415	970
Deferred tax (charged)/credited to profit or loss during the year*	(555)	185	(370)
Disposal of a subsidiary	–	(400)	(400)
At 31 March 2022 and 1 April 2022	–	200	200
Deferred tax credited to profit or loss during the year*	5,180	1,500	6,680
At 31 March 2023	5,180	1,700	6,880

Deferred tax liabilities

	Accelerated tax depreciation HK\$'000	Total HK\$'000
At 1 April 2021	100	100
Deferred tax credited to profit or loss during the year*	(90)	(90)
At 31 March 2022 and 1 April 2022	10	10
Deferred tax credited to profit or loss during the year*	(10)	(10)
At 31 March 2023	–	–

* The total deferred tax credited to profit or loss during the year amounted to HK\$6,690,000 (2022: deferred tax charge of HK\$280,000) (Note 10).

At the end of the reporting period, the Group had unrecognised tax losses arising in Hong Kong of HK\$192,482,000 (2022: HK\$242,820,000) that are available for indefinitely offsetting against future taxable profits of the companies in which the losses arose. The Group also had unrecognised tax losses arising in Macau of HK\$9,871,000 (2022: HK\$9,406,000) that will expire in three years. The tax losses are subject to the tax authorities' assessment. The recognised deferred tax assets for tax loss amounted to HK\$5,180,000 (2022: Nil). Deferred tax assets have not been recognised in respect of the remaining tax losses, as they have arisen in subsidiaries that have been loss-making for some time and it is not considered probable that taxable profits will be available against which the tax losses can be utilised.

There are no income tax consequences attaching to the payment of dividends by the Company to its shareholders.

31 March 2023

18. INVENTORIES

	2023 HK\$'000	2022 HK\$'000
Finished goods at cost	32,400	66,859
Less: provision for inventories	(3,000)	(19,030)
	29,400	47,829

During the year ended 31 March 2023, the Group has changed the estimate of inventories provision on off-season goods based on recent market conditions. The change in estimate has an effect of HK\$8,300,000 reduction in inventory provision in the current year.

19. TRADE RECEIVABLES

	2023 HK\$'000	2022 HK\$'000
Trade receivables	2,785	1,733
Less: expected credit loss	–	–
	2,785	1,733

Sales (both online and offline) are made on cash terms or with short credit terms, except for certain well-established customers with a long business relationship with the Group, where the general credit terms are ranging from 30 to 60 days. The Group seeks to maintain strict control over its outstanding receivables to minimise credit risk. Overdue balances are regularly reviewed. In view of the aforementioned and the fact that the Group's trade receivables relate to a large number of diversified customers, there is no significant concentration of credit risk. The Group does not hold any collateral or other credit enhancements over these balances. Trade receivables are non-interest-bearing.

The ageing analysis of the trade receivables as at the end of the reporting period, based on the invoice date and net of loss allowance, is as follows:

	2023 HK\$'000	2022 HK\$'000
Within 90 days	2,703	1,609
91 to 180 days	44	92
181 to 365 days	38	32
	2,785	1,733

The movement in the loss allowance for impairment of trade receivables is as follows:

	2023 HK\$'000	2022 HK\$'000
At the beginning of year	–	3
Amount written off as uncollectable	–	(3)
At the end of year	–	–

31 March 2023

19. TRADE RECEIVABLES *(Continued)*

The ageing analysis of the trade receivables, net of loss allowance, as at the end of the reporting period that were not considered to be impaired was as follows:

	2023 HK\$'000	2022 HK\$'000
Neither past due nor impaired	2,785	1,733

An impairment analysis is performed at each reporting date using a provision matrix to measure expected credit losses. The provision rates are based on days past due for groupings of various customer segments with similar loss patterns (i.e., by geographical region, product type and customer type and rating). The calculation reflects the probability-weighted outcome, the time value of money and reasonable and supportable information that is available at the reporting date about past events, current conditions and forecasts of future economic conditions. In applying the forward-looking information, the Group has taken into account of the possible impacts associated with the overall change in the economic environment. Generally, trade receivables are written off if past due for more than two years and are not subject to enforcement activity. As at 31 March 2023 and 2022, the Group assessed the loss allowance and the expected credit loss rate under the application of HKFRS 9 were insignificant.

20. PREPAYMENTS, DEPOSITS AND OTHER RECEIVABLES

	2023 HK\$'000	2022 HK\$'000
Prepayments	2,036	1,489
Deposits and other receivables	26,321	28,797
	28,357	30,286
Portion classified as non-current assets	(17,788)	(24,350)
	10,569	5,936

Deposits and other receivables mainly represent rental deposits and deposits with suppliers. Where applicable, an impairment analysis is performed at each reporting date by considering the probability of default of comparable companies with published credit ratings. In the situation where no comparable companies with credit ratings can be identified, expected credit losses are estimated by applying a loss rate approach with reference to the historical loss record of the Group. The loss rate is adjusted to reflect the current conditions and forecasts of future economic conditions, as appropriate.

The financial assets included in the above balances relate to receivables for which there was no recent history of default and past due amounts. As at 31 March 2023 and 2022, the loss allowance was assessed to be minimal.

21. TIME DEPOSITS

Time deposits include the following components:

	2023 HK\$'000	2022 HK\$'000
Pledged (note)	–	11,700
Unpledged but with original maturity of more than three months when acquired	19,700	–
	19,700	11,700

Note: As at 31 March 2022, the Group's general banking facilities were secured by the above time deposit of HK\$11,700,000.

31 March 2023

22. CASH AND CASH EQUIVALENTS

	2023 HK\$'000	2022 HK\$'000
Cash and bank balances	28,509	76,765
Unpledged time deposits with original maturity of less than three months when acquired	39,300	31,700
Cash and cash equivalents	67,809	108,465

At 31 March 2022, the cash and bank balances of the Group denominated in Renminbi (“RMB”) amounted to approximately HK\$3,946,000. The RMB is not freely convertible into other currencies, however, under Mainland China’s Foreign Exchange Control Regulations and Administration of Settlement, Sale and Payment of Foreign Exchange Regulations, the Group is permitted to exchange RMB for other currencies through banks authorised to conduct foreign exchange business.

Cash at banks earns interest at floating rates based on daily bank deposit rates. Short term time deposits are made for varying periods of between two weeks and three months depending on the immediate cash requirements of the Group, and earn interest at the respective short term time deposit rates. The bank balances are deposited with creditworthy banks with no recent history of default.

23. TRADE PAYABLES

The ageing analysis of the trade payables as at the end of the reporting period, based on the invoice date, is as follows:

	2023 HK\$'000	2022 HK\$'000
Within 90 days	989	784

The trade payables are non-interest-bearing and are normally settled on terms of 30 to 60 days.

24. OTHER PAYABLES AND ACCRUALS

	Notes	2023 HK\$'000	2022 HK\$'000
Other payables	(a)	7,276	10,482
Accruals		4,883	5,101
Contract liabilities	(b)	545	1,365
		12,704	16,948

Notes:

- (a) The other payables are non-interest-bearing and are normally settled on terms of 30 to 90 days.
- (b) Contract liabilities include deferred revenue arising from the VIP programme. The decrease in contract liabilities in 2023 was mainly due to the decrease in deferred revenue arising from the VIP programme of the Group.

25. SHARE CAPITAL**Shares**

	Number of shares	Share capital HK\$'000
Authorised:		
Ordinary shares of HK\$0.10 each		
At 1 April 2021, 31 March 2022, 1 April 2022 and 31 March 2023	2,000,000,000	200,000
	Company	
	2023	2022
	HK\$'000	HK\$'000
Issued and fully paid:		
At the beginning and end of the year 367,380,000 ordinary shares of HK\$0.1 each	36,738	36,738

Details of the Company's share option scheme and the share options issued under the scheme are included in Note 26 to the consolidated financial statements.

26. SHARE OPTION SCHEME

On 27 August 2015, the Company adopted a share option scheme (the "**Scheme**") to provide the Company with the flexibility of granting share options to eligible participants as incentives or rewards for their contribution or potential contribution to the Group. Eligible participants of the Scheme include the Company's directors, including independent non-executive directors, other employees of the Group, any advisers, consultants, suppliers and customers of the Group and such other persons who, in the sole opinion of the board of directors of the Company, will contribute or have contributed to the Group. The Scheme will remain in force for 10 years from the effective date of 28 August 2015.

The number of shares in respect of which options may be granted under the Scheme shall not exceed 10% of the total number of shares of the Company in issue as at the date of passing of the shareholders' resolution for adoption of the Scheme. The aggregate number of shares which may be issued upon exercise of all outstanding options granted and yet to be exercised under the Scheme and any other share options schemes of the Company shall not exceed 30% of the issued share capital of the Company from time to time.

The major terms of the Scheme are set out below:

The acceptance of an offer of the grant of the respective share options must be made within 28 days from the date of offer with a non-refundable payment of HK\$1.00 from each grantee. An option may be exercised at any time during a period to be determined by the board of directors of the Company, which shall not in any event exceed ten years from the date of grant. The scheme does not specify any minimum holding period but the board of directors of the Company has the authority to determine the minimum period for which a share option in respect of some or all of the shares forming the subject of the share options must be held before it can be exercised.

The total number of shares issued and to be issued upon exercise of the options granted to each participant (including both exercised and outstanding options) in any 12-month period shall not exceed 1% of the total number of shares in issue. Where any further grant of options to a participant would result in the total number of shares issued and to be issued upon exercise of all the options granted and to be granted to such person (including exercised, cancelled and outstanding options) in the 12-month period up to and including the date of such further grant representing in aggregate over 1% of the total number of shares in issue, such further grant must be separately approved by the shareholders in general meeting with such participant and his/her close associates (or his/her associates if the participant is a connected person) abstaining from voting.

26. SHARE OPTION SCHEME *(Continued)*

Share options granted to a director, chief executive or substantial shareholder of the Company, or to any of their associates, are subject to approval in advance by the independent non-executive directors (excluding any independent non-executive director who is the proposed grantee). In addition, any share options granted to a substantial shareholder or an independent non-executive director of the Company, or to any of their associates, in excess of 0.1% of the shares of the Company in issue at any time and with an aggregate value (based on the closing price of the Company's shares at the date of grant) in excess of HK\$5 million within any 12-month period are subject to shareholders' approval in advance in a general meeting.

The exercise price of the share options is determinable by the directors, but may not be less than the highest of (i) the nominal value of a share; (ii) the Stock Exchange closing price of the Company's shares on the date of offer of the share options; and (iii) the average Stock Exchange closing price of the Company's shares for the five trading days immediately preceding the date of offer.

No share option was granted under the Scheme since its adoption and during the year ended 31 March 2023. Hence, no share option expense was recognised by the Group during the year ended 31 March 2023 (2022: Nil).

27. RESERVES

The amounts of the Group's reserves and the movements therein for the current and prior years are presented in the consolidated statement of changes in equity on page 46 of this Annual Report.

Contributed surplus

The Group's contributed surplus as at 31 March 2021 comprised (i) the waiver of an amount due to a company owned by the Group's controlling shareholder; (ii) a transfer from the share premium account; and (iii) a special interim dividend in a prior year after adjusting for the excess of the nominal value of the shares of the subsidiaries acquired pursuant to the group reorganisation over the nominal value of the shares of the Company issued in exchange therefor. The Group's contributed surplus has been fully utilised for dividend payment during the year ended 31 March 2022.

Reserve funds

In accordance with the relevant regulations applicable to wholly-foreign-owned enterprises in Mainland China and entities incorporated in Macau, a portion of the profits of the Company's subsidiaries which are registered in the PRC and Macau has been transferred to the reserve funds which are restricted to use. HK\$7,109,000 had been transferred to retained profits upon deregistration of the subsidiaries during the year ended 31 March 2022.

Fair value reserve of financial assets at fair value through other comprehensive income

The fair value reserve of HK\$2,970,000 related to equity investments irrevocably designated at fair value through other comprehensive income as the Group considers these investments to be strategic in nature. The carrying values of these equity investments at 31 March 2023 were nil (2022: Nil).

28. CONTINGENT LIABILITIES

At the end of the reporting period, contingent liabilities not provided for in the consolidated financial statements were as follows:

	2023 HK\$'000	2022 HK\$'000
Bank guarantees given in lieu of utility and property rental deposits	1,466	–
Guarantees given for committed lease payments	–	274

29. PLEDGE OF ASSETS

The Group's general banking facilities were secured by the Group's property, plant and equipment and right-of-use assets situated in Hong Kong, which had aggregate carrying values at the end of the reporting period of approximately HK\$5,021,000 and HK\$12,849,000, respectively (2022: secured by a time deposit of HK\$11,700,000).

30. COMMITMENTS

The Group had no material capital commitment contracted but not provided for as at 31 March 2023 (2022: Nil).

31. RELATED PARTY TRANSACTIONS

(a) During the year, the Group had the following transactions with related companies controlled by executive directors of the Company or a close family member of the executive director:

	Notes	2023 HK\$'000	2022 HK\$'000
Purchase of a motor vehicle	(i)	250	–
Computer system maintenance charges	(ii)	684	663
Purchases of computer equipment	(iii)	50	273

Notes:

- (i) The purchase of a motor vehicle from a related company was determined between parties with reference to the prevailing market price.
- (ii) The computer system maintenance charges paid to related companies were determined between the parties with reference to the actual staff costs incurred.
- (iii) The purchases of computer equipment from a related company were made at prices and conditions with reference to those offered by independent suppliers.
- (b) All compensation of key management personnel of the Group is included in the remuneration of directors and the five highest paid employees as set out respectively in Notes 8 and 9 to the consolidated financial statements.

32. DISPOSAL OF A SUBSIDIARY**Disposal of a subsidiary with loss of control**

On 30 September 2021, the Group disposed its entire interest in Eighty Twenty Products Limited which engaged in property investment.

Consideration received

	2023 HK\$'000	2022 HK\$'000
Consideration received in cash and cash equivalents	–	71,000

Analysis of assets and liabilities over which control was lost

	As at 30 September 2021 HK\$'000
Property, plant and equipment	8,849
Right of use assets	41,164
Deferred tax assets	400
	50,413
Gain on disposal of a subsidiary	
Consideration received	71,000
Net assets disposed of	(50,413)
	20,587

33. NOTES TO THE CONSOLIDATED STATEMENT OF CASH FLOWS**(a) Major non-cash transactions**

During the year, the Group had non-cash additions to right-of-use assets and lease liabilities of HK\$24,829,000 (2022: HK\$23,133,000) and HK\$24,076,000 (2022: HK\$22,231,000) and non-cash modification to right-of-use assets and lease liabilities of HK\$290,000 (2022: HK\$10,375,000), respectively, in respect of lease recognition and lease arrangements for building (Notes 15(a) and (b)).

(b) Changes in liabilities arising from financing activities

	Lease liabilities HK\$'000	Bank loan HK\$'000
At 1 April 2021	126,863	–
Changes from financing cash flows*	(60,003)	(10)
New bank loan*	–	5,000
Repayment of bank loan*	–	(5,000)
New leases (Note 15(b)) [#]	22,231	–
Lease modification [#]	10,375	–
Write-back of lease liabilities [#]	(45,878)	–
COVID-19-Related rent concessions [#]	(8,236)	–
Foreign exchange movement [#]	159	–
Interest expense (Note 6) [#]	2,824	10
Interest paid classified as operating cash flows*	(2,824)	–
At 31 March 2022 and 1 April 2022	45,511	–
Changes from financing cash flows*	(31,209)	–
New leases (Note 15(b)) [#]	24,076	–
Lease modification [#]	290	–
Write-back of lease liabilities [#]	(6,612)	–
COVID-19-Related rent concessions [#]	(1,384)	–
Interest expense (Note 6) [#]	1,030	–
Interest paid classified as operating cash flows*	(1,030)	–
At 31 March 2023	30,672	–

* cash flows

[#] non-cash flows

(c) Total cash outflow for leases

The total cash outflow for leases included in the consolidated statement of cash flows is as follows:

	2023 HK\$'000	2022 HK\$'000
Within operating activities	20,365	22,628
Within financing activities	31,209	60,003
	51,574	82,631

34. FINANCIAL INSTRUMENTS BY CATEGORY

The carrying amounts of each of the categories of financial instruments as at the end of the reporting period are as follows:

Financial assets

	Financial assets at amortised cost	
	2023	2022
	HK\$'000	HK\$'000
Trade receivables	2,785	1,733
Financial assets included in prepayments, deposits and other receivables (Note 20)	26,321	28,797
Time deposits	19,700	11,700
Cash and cash equivalents	67,809	108,465
	116,615	150,695

Financial liabilities

	Financial liabilities at amortised cost	
	2023	2022
	HK\$'000	HK\$'000
Trade payables	989	784
Lease liabilities	30,672	45,511
Financial liabilities included in other payables and accruals (Note 24)	7,276	10,482
	38,937	56,777

35. FAIR VALUE AND FAIR VALUE HIERARCHY OF FINANCIAL INSTRUMENTS

Management has assessed that the fair values of trade receivables, financial assets included in prepayments, deposits and other receivables, time deposits, cash and bank balances, trade payables and other payables approximate to their carrying amounts largely due to the short term maturities of these instruments.

The fair values of the financial liabilities are included at the amount at which the instrument could be exchanged in a current transaction between willing parties, other than in a forced or liquidation sale.

The Group did not have any financial liabilities measured at fair value as at 31 March 2023 and 2022.

36. FINANCIAL RISK MANAGEMENT OBJECTIVES AND POLICIES

The Group's principal financial instruments comprise cash at banks. The main purpose of these financial instruments is to finance the Group's operations. The Group has various other financial assets and liabilities such as trade receivables and trade payables, which arise directly from its operations.

It is, and has been throughout the year under review, the Group's policy that no trading in financial instruments shall be undertaken.

The main risks arising from the Group's financial instruments and other financial assets and liabilities are foreign currency risk, credit risk and liquidity risk. The Group does not have any written financial risk management policies and guidelines. However, the board of directors meets periodically to analyse and formulate measures to manage the Group's exposure to these risks. Generally, the Group introduces conservative strategies on its financial risk management. As the Group's exposure to these risks is kept to a minimum, the Group has not used any derivatives or other financial instruments for hedging purposes. The directors review and agree policies for managing each of these risks and they are summarised as follows:

Foreign currency risk

The Group has transactional currency exposures. These exposures arise from sales or purchases by operating units in currencies other than the units' functional currencies. As transactions denominated in currencies other than the Group's functional currency are well-diversified, the exposure to foreign currency risk is not considered significant.

Credit risk

The Group trades only with recognised and creditworthy third parties. It is the Group's policy that all customers who wish to trade on credit terms are subject to credit verification procedures. In addition, receivable balances are monitored on an ongoing basis and the Group's exposure to bad debts is not significant.



31 March 2023

36. FINANCIAL RISK MANAGEMENT OBJECTIVES AND POLICIES (Continued)**Maximum exposure and year-end staging**

The tables below shows the credit quality and the maximum exposure to credit risk based on the Group's credit policy, which is mainly based on past due information unless other information is available without undue cost or effort, and year-end staging classification as at 31 March. The amounts presented are net carrying amounts for financial assets.

	12-month ECLs		Lifetime ECLs		Simplified approach HK\$'000	HK\$'000
	Stage 1 HK\$'000	Stage 2 HK\$'000	Stage 3 HK\$'000			
As at 31 March 2023						
Trade receivables*	–	–	–		2,785	2,785
Financial assets included in prepayments, deposits and other receivables						
– Normal**	26,321	–	–		–	26,321
Time deposits***						
– Not yet past due	19,700	–	–		–	19,700
Cash and cash equivalents***						
– Not yet past due	67,809	–	–		–	67,809
	113,830	–	–		2,785	116,615
As at 31 March 2022						
Trade receivables*	–	–	–		1,733	1,733
Financial assets included in prepayments, deposits and other receivables						
– Normal**	28,797	–	–		–	28,797
Time deposit***						
– Not yet past due	11,700	–	–		–	11,700
Cash and cash equivalents***						
– Not yet past due	108,465	–	–		–	108,465
	148,962	–	–		1,733	150,695

* For trade receivables to which the Group applies the simplified approach for impairment, information is disclosed in Note 19 to the consolidated financial statements.

** The credit quality of the financial assets included in prepayments, other receivables and other assets is considered to be "normal" when they are not past due and there is no information indicating that the financial assets had a significant increase in credit risk since initial recognition. Otherwise, the credit quality of the financial assets is considered to be "doubtful".

*** The credit risks on time deposits and cash and bank balances are considered to be insignificant because these are placed at financial institutions that have sound credit rating.

Further quantitative data in respect of the Group's exposure to credit risk arising from trade receivables are disclosed in Note 19 to the consolidated financial statements.

31 March 2023

36. FINANCIAL RISK MANAGEMENT OBJECTIVES AND POLICIES (Continued)

Liquidity risk

The Group monitors its risk to a shortage of funds using a recurring liquidity planning tool. This tool considers the maturity of both its financial instruments and financial assets (e.g., trade receivables) and projected cash flows from operations. The Group's objective is to maintain a balance between continuity of funding and flexibility through the use of banking credit facilities. The Group's policy is to minimise unnecessary borrowings.

The maturity profile of the Group's financial liabilities as at the end of the reporting period, based on the contractual undiscounted payments, is as follows:

	On demand HK\$'000	Less than 3 months HK\$'000	2023 3 to less than 12 months HK\$'000	More than 12 months HK\$'000	Total HK\$'000
Lease liabilities	1,199	7,203	12,106	11,748	32,256
Trade payables	5	984	–	–	989
Other payables	3,527	3,289	460	–	7,276
	4,731	11,476	12,566	11,748	40,521
Bank guarantees given in lieu of utility and property rental deposits (Note 28)	1,466	–	–	–	1,466
	On demand HK\$'000	Less than 3 months HK\$'000	2022 3 to less than 12 months HK\$'000	More than 12 months HK\$'000	Total HK\$'000
Lease liabilities	3,078	13,450	22,392	7,332	46,252
Trade payables	14	770	–	–	784
Other payables	5,702	3,700	1,080	–	10,482
	8,794	17,920	23,472	7,332	57,518
Guarantees given for committed lease payments (Note 28)	274	–	–	–	274

Capital management

The primary objectives of the Group's capital management are to safeguard the Group's ability to continue as a going concern and to maintain healthy capital ratios in order to support its business and maximise the shareholders' value.

The Group manages its capital structure and makes adjustments to it in light of changes in economic conditions. To maintain or adjust the capital structure, the Group may adjust the dividend payment to shareholders, return capital to shareholders or issue new shares. The Group is not subject to any externally imposed capital requirements. No changes were made in the objectives, policies or processes for managing capital during the years ended 31 March 2023 and 2022.

The Group monitors capital using a current ratio, which is total current assets divided by total current liabilities. The Group's policy is to keep the current ratio above 1. The current ratios as at the end of the reporting periods were as follows:

	31 March 2023 HK\$'000	31 March 2022 HK\$'000
Total current assets	130,649	176,248
Total current liabilities	33,018	56,041
Current ratio	4.0	3.1

37. STATEMENT OF FINANCIAL POSITION OF THE COMPANY

Information about the statement of financial position of the Company at the end of the reporting period is as follows:

	2023 HK\$'000	2022 HK\$'000
NON-CURRENT ASSETS		
Investment in a subsidiary	108,144	108,144
CURRENT ASSETS		
Due from a subsidiary	53,378	60,050
Cash and bank balances	1,030	20,030
Total current assets	54,408	80,080
CURRENT LIABILITIES		
Other payables	30	30
NET CURRENT ASSETS	54,378	80,050
NET ASSETS	162,522	188,194
EQUITY		
Share capital	36,738	36,738
Reserves (note)	125,784	151,456
TOTAL EQUITY	162,522	188,194

Madam Tong She Man, Winnie
Chairlady & Executive Director

Mr. Yeung Yat Hang
Chief Executive Officer & Executive Director

31 March 2023

37. STATEMENT OF FINANCIAL POSITION OF THE COMPANY (Continued)

Note:

A summary of the Company's reserves is as follows:

	Share premium account HK\$'000	Contributed surplus* HK\$'000	Retained profits HK\$'000	Total HK\$'000
At 1 April 2021	105,566	136,518	169,130	411,214
2020/21 Final dividend declared	–	–	(22,043)	(22,043)
2020/21 Second special dividend declared	–	(136,518)	(12,271)	(148,789)
2021/22 First special dividend declared	–	–	(45,923)	(45,923)
2021/22 Second special dividend declared	–	–	(67,964)	(67,964)
2021/22 Third special dividend declared	–	–	(112,050)	(112,050)
2021/22 Interim dividend declared	–	–	(9,184)	(9,184)
Transactions with owners	–	(136,518)	(269,435)	(405,953)
Profit and total comprehensive income for the year	–	–	146,195	146,195
At 31 March 2022 and 1 April 2022	105,566	–	45,890	151,456
2021/22 Final dividend declared	(60,618)	–	–	(60,618)
2022/23 Interim dividend declared	–	–	(11,021)	(11,021)
Transactions with owners	(60,618)	–	(11,021)	(71,639)
Profit and total comprehensive income for the year	–	–	45,967	45,967
At 31 March 2023	44,948	–	80,836	125,784

* The Company's contributed surplus comprises the excess of the fair value of the shares of the subsidiaries acquired pursuant to the group reorganisation over the nominal value of the Company's shares issued in exchange therefor; and the net-off with a special interim dividend distributed in a prior year. The Company's contributed surplus has been fully utilised for dividend payment during the year ended 31 March 2022.

38. APPROVAL OF THE CONSOLIDATED FINANCIAL STATEMENTS

The consolidated financial statements were approved and authorised for issue by the board of directors on 26 June 2023.

A summary of the consolidated results and assets and liabilities of the Group for the last five financial years, as extracted from the published audited consolidated financial statements, is set out below.

	Year ended 31 March				
	2023 HK\$'000	2022 HK\$'000	2021 HK\$'000	2020 HK\$'000	2019 HK\$'000
RESULTS					
REVENUE	196,618	249,304	371,898	887,317	1,300,583
Cost of sales	(46,628)	(89,660)	(131,313)	(352,999)	(575,231)
GROSS PROFIT	149,990	159,644	240,585	534,318	725,352
Other income and gains	13,689	179,905	139,381	10,825	5,675
Selling and distribution expenses	(93,695)	(137,485)	(189,204)	(511,450)	(660,467)
Administrative expenses	(28,580)	(41,811)	(48,491)	(92,459)	(118,986)
Other expenses	(960)	(14,100)	(35,015)	(84,454)	(6,922)
Finance costs	(1,053)	(3,165)	(9,401)	(18,453)	(614)
PROFIT/(LOSS) BEFORE TAX	39,391	142,988	97,855	(161,673)	(55,962)
Income tax credit/(expense)	6,576	(377)	1,882	(10,928)	(6,141)
PROFIT/(LOSS) FOR THE YEAR ATTRIBUTABLE TO EQUITY HOLDERS OF THE PARENT	45,967	142,611	99,737	(172,601)	(62,103)
DIVIDENDS	11,021	295,739	224,102	124,909	22,043

	As at 31 March				
	2023 HK\$'000	2022 HK\$'000	2021 HK\$'000	2020 HK\$'000	2019 HK\$'000
ASSETS AND LIABILITIES					
TOTAL ASSETS	206,887	251,469	599,303	888,722	862,157
TOTAL LIABILITIES	(44,365)	(63,275)	(151,351)	(352,763)	(120,412)
	162,522	188,194	447,952	535,959	741,745