



CHINA SILVER TECHNOLOGY HOLDINGS LIMITED

中華銀科技控股有限公司

(formerly known as *TC Orient Lighting Holdings Limited* 達進東方照明控股有限公司)

(Incorporated in the Cayman Islands with limited liability)

(Stock Code: 515)



Annual Report

2023

CONTENTS

	Page
Corporate Information	2
Statement from the Chairman	4
Corporate Governance Report	5
Biographies of Directors and Senior Management	23
Management Discussion and Analysis	25
Environmental, Social and Governance Report	35
Directors' Report	73
Independent Auditors' Report	84
Consolidated Statement of Profit or Loss and Other Comprehensive Income	87
Consolidated Statement of Financial Position	88
Consolidated Statement of Changes in Equity	90
Consolidated Statement of Cash Flows	91
Notes to the Consolidated Financial Statements	93
Financial Summary	168

CORPORATE INFORMATION

EXECUTIVE DIRECTORS

Mr. Kong Chan Fai (*Vice-Chairman*)
Mr. Xu Ming (*Chief Executive Officer*)
Mr. Zeng Yongguang
Mr. Guo Jun Hao
Ms. Liang Jiaxin

NON-EXECUTIVE DIRECTORS

Mr. Lai Yubin (*Chairman of the Board*)
Mr. Wei Xiaomin

INDEPENDENT NON-EXECUTIVE DIRECTORS

Mr. Wong Kwok On
Mr. Bonathan Wai Ka Cheung
Ms. Qiu Yumei
Ms. Po In San (*appointed on 28 February 2024*)
Dr. Loke Yu (alias Loke Hoi Lam)
(*resigned on 30 November 2023*)

COMPANY SECRETARY

Mr. Chan Chun Kau

AUTHORISED REPRESENTATIVES

Mr. Zeng Yongguang
Mr. Chan Chun Kau

AUDIT COMMITTEE

Ms. Po In San (*appointed on 28 February 2024*)
(*chairman of committee*)
Mr. Wong Kwok On
Mr. Bonathan Wai Ka Cheung
Ms. Qiu Yumei
Dr. Loke Yu (alias Loke Hoi Lam)
(*resigned on 30 November 2023*)

REMUNERATION COMMITTEE

Ms. Qiu Yumei (*chairman of committee*)
Mr. Bonathan Wai Ka Cheung
Ms. Po In San (*appointed on 28 February 2024*)
Dr. Loke Yu (alias Loke Hoi Lam)
(*resigned on 30 November 2023*)

NOMINATION COMMITTEE

Ms. Qiu Yumei (*chairman of committee*)
Mr. Bonathan Wai Ka Cheung
Ms. Po In San (*appointed on 28 February 2024*)
Dr. Loke Yu (alias Loke Hoi Lam)
(*resigned on 30 November 2023*)

COMPLIANCE COMMITTEE

Ms. Po in San (*appointed on 28 February 2024*)
(*chairman of committee*)
Mr. Bonathan Wai Ka Cheung
Ms. Qiu Yumei
Dr. Loke Yu (alias Loke Hoi Lam)
(*resigned on 30 November 2023*)

HEAD OFFICE

Unit E, 30/F., Tower B, Billion Centre
1 Wang Kwong Road
Kowloon Bay, Kowloon
Hong Kong

REGISTERED OFFICE

Cricket Square
Hutchins Drive P.O. Box 2681
Grand Cayman KY1-1111
Cayman Islands

AUDITOR

HLB Hodgson Impey Cheng Limited

LEGAL ADVISERS

Lawrence Chan & Co. (as to Hong Kong law)

CORPORATE INFORMATION

PRINCIPAL BANKERS

China Construction Bank Corporation,
Zhongshan Branch
Agricultural Bank of China,
Zhongshan Branch
China Trust Commercial Bank, Ltd.

PRINCIPAL SHARE REGISTRAR AND TRANSFER OFFICE

Conyers Trust Company (Cayman) Limited
Cricket Square, Hutchins Drive
P. O. Box 2681
Grand Cayman KY1-1111
Cayman Islands

HONG KONG BRANCH SHARE REGISTRAR AND TRANSFER OFFICE

Union Registrars Limited
Suites 3301-04, 33/F.
Two Chinachem Exchange Square
338 King's Road, North Point
Hong Kong

STOCK CODE

00515

WEB-SITE

www.csthld.com

STATEMENT FROM THE CHAIRMAN

Dear Shareholders,

On behalf of the Board (the “**Board**”) of Directors (the “**Directors**”) of China Silver Technology Holdings Limited (formerly known as “TC Orient Lighting Holdings Limited”) (the “**Company**”, which together with its subsidiaries are collectively referred to as the “**Group**”), we are pleased to present the Group’s results for the year ended 31 December 2023 (the “**Year**”).

In 2020 to 2022, COVID-19 has affected the human resources of the Group, the supply chains of raw materials and product shipments and the general economic atmosphere whether in China and globally, resulting in adverse impact on the business performance of the market. The Group has taken measures to cope with the challenges, including the implementation of cost-control measures and the exploration of opportunities to further develop its business and enhance its growth potential. In the meantime, the Group is striving for the highest caution standard to protect the health and safety of our staff.

Notwithstanding the lifting of COVID-19 related restrictions in China in December 2022, the economy did not rebound as quickly as originally expected, and the global economy, particularly the manufacturing sector, continued to be overshadowed by US federal rate hike, geopolitical tensions, new protectionism and technology war in semi-conductors. The Group will continue to adapt itself to overcome the challenges ahead, by the adoption of cost-control and quality improvement measures, strategic pricing policy and proactive marketing approach to attract more sales orders from both existing and potential customers.

Looking into the future, the Board and the management team will continue to adopt measures to improve the Group’s existing business and explore opportunities to create value for the Company and its shareholders.

On behalf of the Board, I would like to express our sincere thanks to our colleagues for their efforts and commitment and to our shareholders and investors for their continual support.

Sincerely yours,

Lai Yubin
Chairman

28 March 2024

CORPORATE GOVERNANCE REPORT

CORPORATE GOVERNANCE PRACTICES

The Board of the Company recognises the importance of corporate governance practice of a listed company and is committed to adopting the standards of corporate governance. It is in the interest of the stakeholders and shareholders for a listed company to operate in a transparent manner with the adoptions of various self-regulatory policies, procedures and monitoring mechanisms with a clear definition of accountability of directors and management.

The Company and the Directors confirm, to the best of their knowledge, that the Company complied with the code provisions set out in the Corporate Governance Code (the “**CG Code**”) as stated in Appendix C1 of the Rules Governing the Listing of Securities (the “**Listing Rules**”) on The Stock Exchange of Hong Kong Limited (the “**Stock Exchange**”) throughout the Year except for the following:

- (i) Under Code Provision D.1.2, management should provide all members of the Board with monthly updates on the issuer’s performance, position and prospects, which may include monthly management accounts and material variance between projections and actual results. During the Year, although management accounts were not circulated to Board members on monthly basis, regular verbal updates were given by management to Directors on working level meetings from time to time, which the management and the Board consider to be sufficient and appropriate in the circumstances in giving a balanced and understandable assessment of the Group’s performance and enabling Directors to discharge their duties.
- (ii) Under Code Provision C.5.1, the Board should meet regularly and board meetings should be held at least four times a year at approximately quarterly intervals. Under Code Provision C.5.3, notice of at least 14 days should be given of a regular board meeting to give all directors an opportunity to attend and for all other board meeting, reasonable notice should be given. Under Code Provision C.5.8, agenda and board papers should be sent to all directors at least 3 days before the intended date of board or committee meetings. The Board does not distinguish between regular or special board meetings and normally meet more than 4 times a year and more frequently than once per quarter. The Board will normally hold board meetings during the 1st and 3rd quarter of a calendar year to consider the Company’s annual and interim results, and there are normally other corporate actions or matters occurring in the 2nd and 4th quarter calling for the need of holding board meetings. All board meetings are chaired by the Chairman, being a non-executive Directors, who provides an open atmosphere encouraging free discussions and asking of questions, including an “any other business” session during which directors are invited to add new agenda. In addition, all directors are invited to have separate and independent access to the Chairman or the management at any time outside board meetings, during which business updates are provided, questions asked and answers promptly provided. The Company uses electronic communication methods to call and hold board meetings and to circulate meeting agenda and board papers, and can achieve a high attendance rate by, and quick responses from, directors, especially non-executive directors, by reasonable notice shorter than those specified in the relevant provisions of the CG Code.

The Board and the compliance committee shall continue to monitor and review the Company’s corporate governance practices to ensure compliance of the CG Code.

CORPORATE GOVERNANCE REPORT

CORPORATE GOVERNANCE PRACTICES *(continued)*

Non-compliance and re-compliance of the Listing Rules

On 30 November 2023, Dr. Loke Yu (alias Loke Hoi Lam) (“**Dr. Loke**”), an independent non-executive Director (“**INED**”), resigned as an INED, the chairman of the audit committee and the compliance committee, and a member of the remuneration committee and nomination committee of the Company. As a result of Dr. Loke’s resignation, (i) the Board does not have at least one INED having appropriate professional qualifications or accounting or related financial management expertise (the “**INED with Financial Qualification**”) as required under Rule 3.10(2) of the Listing Rules; (ii) the ratio of the number of INEDs has fallen short of the minimum one-third of the Board as required under Rule 3.10A of the Listing Rules; and (iii) the audit committee of the Company does not have at least one INED with Financial Qualification as required under Rule 3.21 of the Listing Rules.

On 28 February 2024, Ms. Po In San (“**Ms. Po**”) was appointed as an INED, the chairman of the audit committee and the compliance committee, and a member of the remuneration committee and the nomination committee of the Company. Ms. Po has appropriate professional qualifications or accounting or related financial management expertise. Following the appointment of Ms. Po as an INED and the chairman of the audit committee of the Company, the Company has met the minimum one-third requirement for INEDs and re-complied with Rules 3.10(2), 3.10A and 3.21 of the Listing Rules.

CORPORATE CULTURE AND STRATEGY

The Company is a Hong Kong listed company principally engaged, through its subsidiaries, in manufacturing and trading of a broad range of LED lighting and PCBs including single-sided PCBs, double-sided PCBs and multi-layered PCBs (for up to 12 layers), and the trading of tower and electric cable. The primary objective of the Company is to enhance long-term return for our shareholders. To achieve this objective, the Group’s strategy is to place equal emphasis on achieving sustainable recurring earnings growth and maintaining the Group’s strong financial profile. The Company and its staff as a whole strive to create values to our stakeholders through sustainable growth and continuous development. The Company emphasizes the importance of the following values when conducting businesses and providing guidance to our staff, namely: (a) the excellence in the quality of goods and services, to be achieved through equipment upgrades and staff training; (b) diversification and growth, to be achieved by our constant efforts in research and development and the exploration of new business opportunities; and (c) sustainability, to be achieved through environmental protection endeavours and collaboration with the society. The Company will review our corporate culture and strategy and make necessary adjustments to cope with the ever-changing market conditions.

DIRECTORS’ SECURITIES TRANSACTIONS

The Company follows the Model Code for Securities Transactions by Directors of Listed Issuers in Appendix C3 to the Listing Rules (the “**Model Code**”) as the code of conduct for Directors in their dealings in the Company’s securities and each of the incumbent directors confirmed that he/she has complied with the Model Code during the year ended 31 December 2023.

CORPORATE GOVERNANCE REPORT

DIRECTORS

The Board

The Board has the collective responsibility for leadership and control of, and for promoting the success of, the Company by directing and supervising the Company's affairs. The Board sets strategies for the Company and monitors the performance of the management. The Board is also responsible for the internal controls and risk management, environmental, social and governance.

The composition of the Board reflects the necessary balance of skills and experience desirable for effective leadership of the Company and independence in decision making. The Board currently comprises 11 members, consisting of 5 executive Directors, 2 non-executive Directors and 4 independent non-executive Directors, designed to bring in sufficient balance of independent views and a sufficient coverage of expertise ranging from entrepreneur insights, management experience, business connections, industry knowledge, understanding of capital market, financial management and governance aspects. The Board presently has a gender ratio of 3 female Directors to 8 male Directors.

There is no service contract and fixed term of service between the Company and each of the executive Directors, non-executive Directors and independent non-executive Directors, save for Ms. Po. Each of these executive Directors, non-executive Directors and independent non-executive Directors are subject to retirement by rotation and re-election at the annual general meetings of the Company in accordance with the articles of association of the Company.

Ms. Po, an independent non-executive Director, has entered into a letter of appointment with the Company for a term of one year with effect from 28 February 2024, automatically renewable for successive terms of one year unless terminated by one month notice by either party and subject to retirement and re-election at general meetings pursuant to the articles of association of the Company.

Further details of the composition of the Board are set out on page 2. Biographical details of the directors are set out in the "Biographies of Directors and Senior Management" on pages 23 to 24 of the Annual Report.

The Chairman

Mr. Lai Yubin, a non-executive Director and the Chairman of the Board, is responsible for leading the Board and ensuring its effectiveness, through the proper briefing of issues at Board meetings and the provision of sufficient information to other directors in a timely manner. The Chairman, assisted by the management and the company secretary, is responsible for drawing up the agenda of Board meetings, encouraging the participation and expression of views by other directors, taking into account any other business proposed by other directors for inclusion in agenda and Board discussions, while maintaining the conduct of Board meetings in general. The Chairman also takes primary responsibility for ensuring that good corporate governance practices and procedures are established, taking the lead to ensure that the Board acts in the best interests of the Company, ensuring that the corporate strategies and policies resolved by the Board are effectively implemented by the Chief Executive Officer (the "CEO") and the management, and facilitating the effective communication with shareholders.

The Chief Executive Officer

Mr. Xu Ming, an executive Director and the CEO, is responsible for leading the management in the day-to-day operation of the Group's businesses, making recommendations and implementing corporate strategies and policies, facilitating the regular communication between the management on one hand and the Chairman and the Board on the other hand to bring key business developments and opportunities issues and key issues and areas of concerns to the Board's attention, and ensuring that sufficient information is provided by the management to the Board to discharge its duties.

CORPORATE GOVERNANCE REPORT

DIRECTORS *(continued)*

The Board committees

The Board has established the audit committee (“**AC**”), remuneration committee (“**RC**”), nomination committee (“**NC**”) and compliance committee (“**CC**”), with clearly defined terms of reference, powers and functions delegated to them. The full terms of reference of the AC, RC, NC and CC are available on the Company’s website: www.csthld.com and the website of the Stock Exchange: www.hkexnews.hk.

Audit Committee

The AC comprises of four INEDs, namely, Ms. Qiu Yumei, Mr. Wong Kwok On, Mr. Bonathan Wai Ka Cheung and Dr. Loke Yu (alias Loke Hoi Lam) prior to 30 November 2023, but only three INEDs after that day. Dr. Loke was the chairman of the AC prior to his resignation on 30 November 2023. On 28 February 2024, Ms. Po In San was appointed as an INED and the chairman of the AC. Dr. Loke and Ms. Po were the AC members and INEDs with Financial Qualification as required by the Listing Rules.

No former partner of the Company’s existing auditing firm acted as a member of the AC within two years from ceasing to be a partner or having any financial interest in the auditing firm.

The AC was delegated with the authority of the Board of the Company to investigate any activity within its terms of reference. The primary function of the AC is to review and supervise the Group’s financial reporting process and compliance procedures and review the internal control system with the external auditors. The AC has also reviewed arrangements to enable employees of the Group to raise, in confidence, concerns about possible improprieties in financial reporting, internal control or other matters, and to ensure proper arrangements that in place for fair and independent investigation and follow up actions. The full terms of reference of the AC are available on the Company’s website: www.csthld.com and the website of the Stock Exchange: www.hkexnews.hk.

The Group’s audited financial statements for the year ended 31 December 2023 has been reviewed by the AC, which is of the opinion that such statements comply with applicable accounting standards, the Listing Rules and other legal requirements, and that adequate disclosures have been made.

The Company’s annual results for the year ended 31 December 2023 has been reviewed by the AC.

Apart from the AC meetings, the AC members have also conducted a meeting with the auditors to discuss matters relating to the Company’s audit fees and other issues arising from the audit for the Year.

The AC monitors the audit and non-audit services rendered to the Group by its external auditor and ensure that their engagement in other non-audit services will not impair their audit independence or objectivity.

CORPORATE GOVERNANCE REPORT

DIRECTORS *(continued)*

The Remuneration Committee

The RC presently comprises of three directors, namely, Ms. Qiu Yumei, Mr. Bonathan Wai Ka Cheung and Ms. Po In San (appointed on 28 February 2024). Ms. Qiu Yumei is the chairman of the RC. Dr. Loke Yu (alias Loke Hoi Lam) used to be a member of the RC prior to his resignation on 30 November 2023. All members of RC are INEDs.

The RC was delegated with the authority of the Board of the Company to determine and review the remuneration packages of all directors and senior management. The primary function of the RC is to make recommendations to the Board on the Group's policy and structure for all remuneration of directors and senior management and for the Board's final determination. No Director was involved in deciding his/her own remuneration at the meeting of the RC.

The RC has considered and approved the Group's policy for the remuneration of directors during the Year. The RC is supposed to make an assessment on the performance of the directors and other key management members and considered their remuneration package by reference to the prevailing packages with companies listed on the Main Board of the Stock Exchange.

The RC will also review the share option scheme and other share schemes (if any) of the Company on an annual basis. During the Year, the grant of share options under the share option scheme of the Company was reviewed by the RC, and no share award scheme was in effect. During the comparative year of 2022, as disclosed in the Company's announcement dated 24 May 2022, the adjustments to the number of shares to be exercised and the exercise price of the outstanding options as necessitated by the five-to-one share consolidation of the Company are made in accordance with the terms and conditions of the Old Share Option Scheme, Rule 17.03(13) of the Listing Rules and the Supplementary Guidance, as confirmed by agreed-upon procedures performed by the Company's auditors. Such adjustments were approved by all RC members. Save as disclosed above, no other material matter relating to share schemes, such as grant, vesting, lapse, cancellation, exercise or alteration of terms, was brought to issue during the Year requiring the review or approval of the RC.

On 19 January 2023, share options were granted to Directors and employees (not being senior managers) of the Group with vesting period of not less than 12 months as required under the new Rule 17.03F of the Listing Rules. Accordingly, no view is required to be sought from RC in respect of grants to Directors and senior managers as to the appropriateness of shorter vesting period under Rule 17.03F and Rule 17.06B(7). As disclosed in the Company's announcement dated 19 January 2023, while no performance target is set, the share options granted to Directors and employees are subject to clawback mechanism as already set out in the existing terms of the New Share Option Scheme regarding the immediate lapse of options of "bad leavers". In this regard, as required by the new Rule 17.06B(8) of the Listing Rules, the RC's view was sought to confirm that time-vesting (rather than performance target) of options is consistent with the purpose of the New Share Option Scheme to retain talents, taking into account the potential benefit that can be brought to the Company and its shareholders if staff turnover can be reduced to minimize operation impact and to leverage on the experience of long-serving staff.

The Group adopts a competitive remuneration package for its employees. Promotion and salary increments are assessed based on a performance related basis.

CORPORATE GOVERNANCE REPORT

DIRECTORS *(continued)*

The Remuneration Committee *(continued)*

Details of the remuneration of directors are disclosed on an individual basis and are set out in note 11 to the financial statements. Details of the remuneration of senior management (including directors) are disclosed below:

	2023 No. of persons
Emoluments (including director's fee, salary and other benefits, share-based payments, performance-related incentive payment and retirement benefit scheme contributions)	
HKD6,000,000-HKD7,000,000	0
HKD5,000,000-HKD6,000,000	0
HKD4,000,000-HKD5,000,000	0
HKD3,000,000-HKD4,000,000	0
HKD2,000,000-HKD3,000,000	0
HKD1,000,000-HKD2,000,000	0
HKD50,000-HKD1,000,000	11

The Nomination Committee

The NC presently comprises of three directors, namely, Ms. Qiu Yumei, Mr. Bonathan Wai Ka Cheung, and Ms. Po In San (appointed on 28 February 2024). Ms. Qiu Yumei is the chairman of the NC. Dr. Loke Yu (alias Loke Hoi Lam) used to be a member of the NC prior to his resignation on 30 November 2023. All members of NC are INEDs.

The NC was delegated with the authority of the Board of the Company to formulate nomination policy for the Board's consideration and implement the Board's approved nomination policy. The primary function of the NC is to review the structure, size, and composition of the Board annually and make recommendations on any proposed changes to the Board to complement the Group's corporate strategy.

The Company has a nomination policy of having a Board with a diversity of skills and experience. The selection and proposed appointment of Directors are submitted to the NC for consideration prior to Board approval, and the re-election of Directors is conducted in accordance with the articles of association of the Company. The criteria of assessing a candidate include his/her ability to devote sufficient time and attention to participate in the affairs of the Company including the attendance of Board meetings and serving on committees, to bring business experience to the Board and to contribute to the Board diversity. If the candidate is proposed to be appointed as an INED, his/her independence shall be assessed in accordance with the requirements under the Listing Rules. The totality of the candidate's education, qualifications and experience shall be evaluated in assessing his/her suitability.

The Compliance Committee

The CC comprises of three directors, namely, Ms. Qiu Yumei, Mr. Bonathan Wai Ka Cheung, and Ms. Po In San (appointed on 28 February 2024). Dr. Loke Yu (alias Loke Hoi Lam) used to be a member and the chairman of the CC prior to his resignation on 30 November 2023. All CC members are INEDs and Ms. Po In San is presently the chairman of CC.

The CC was delegated with the authority of the Board of the Company to oversee the Group's compliance with laws and regulations relevant to the Group's business operations and to review the effectiveness of the Group's regulatory compliance procedures and system. The primary function of the CC is to make matters of the Group relating to regulatory and compliance, internal control, and corporate governance requirements.

CORPORATE GOVERNANCE REPORT

DIRECTORS *(continued)*

Diversity Policy

The Board has established a policy setting out the approach to achieve diversity on the Board (the “**Board Diversity Policy**”) with the aims of enhancing Board effectiveness and corporate governance as well as achieving our business objectives and sustainable development. Board diversity has been considered from a number of aspects, including but not limited to gender, age, cultural and educational background, ethnicity, professional experience, required expertise, skills, knowledge and length of service. All Board appointments will be based on the merits of each individual candidate considered against objective criteria and having due regard for the benefits of diversity on the Board.

The current Board consists of a diverse mix of Board members appropriate to the requirement of the business of the Company, and depending on the growing business needs and availability of the human resources market, suitable qualified individuals will be considered. The Board values gender diversity, and have appointed three female Directors out of eleven Directors in total. The Board will consider amending the Board Diversity Policy to require the appointment of at least a director of a different gender so that the Board can achieve gender diversity as a matter of routine requirement.

The NC monitors the implementation of the Board Diversity Policy to ensure the effectiveness of the Board Diversity Policy. During the Year, the NC reviewed the Nomination Policy and the Board Diversity Policy, and considered that the said policies as appropriate and effective. The Nomination Committee also reviewed the biographies of the Directors, assessed the continued independence of each INED and recommended the retiring Directors to the Board for considering their re-election at the AGM based on the Articles of Association of the Company, the Nomination Policy and the Board Diversity Policy. Such recommendation by the NC was made on the basis that the retiring Directors will continue to contribute to the Board with their skills, experience and knowledge. The NC also noted that during the year ended 31 December 2023, none of the INED of the Company is a long serving INED who has served more than nine years.

The Board places emphasis on diversity (including gender diversity) across all levels of the Group. The employee gender ratio of the Group as at 31 December 2023 was 1.59:1 (male:female). In hiring employees, the Company considers various factors including gender, age, cultural and education background, qualification, professional experience, skills, knowledge and length of service. The Company will encourage gender diversity across the entire workforce of the Group.

The INEDs bring independent judgment, knowledge and experience to the Board. Each of the incumbent INEDs confirmed that he/she is independent within the definition of Rule 3.13 of the Listing Rules.

CORPORATE GOVERNANCE REPORT

DIRECTORS *(continued)*

Board Independence

The Board should establish mechanisms to ensure independent views and input are available to the Board and such mechanisms should be reviewed annually by the Board. During the Year, the Board has reviewed the implementation and effectiveness of such mechanisms and made the following observations:

- (a) Four out of eleven Directors are INEDs, satisfying the requirement of the Listing Rules that at least one-third of the Board are INEDs. If the ratio falls below one-third due to casual vacancy, the Board will promptly identify replacement candidate.
- (b) INEDs are encouraged to join Board committees to ensure independent views are available at committee levels.
- (c) The NC will assess the independence of a candidate who is nominated to be a new INED before appointment. The NC will also assess the continued independence of the long-serving INEDs on an annual basis.
- (d) Each INED is required to inform the Company as soon as practicable if there is any change in his/her own personal particulars that may materially affect his/her independence.
- (e) All INEDs are required to submit a written confirmation to the Company annually to confirm their independence.
- (f) All Directors are encouraged to seek further information and documentation from the management on the matters to be discussed at or outside Board and Board committee meetings.
- (g) All Directors are aware of their right to seek assistance from the Company's management and company secretary and, where necessary, to seek independent advice from external professional advisers at the Company's expense.
- (h) All Directors are encouraged to express their views in an open and candid manner at or outside Board and Board committee meetings.
- (i) All Directors are reminded at Board and Board committee meetings to disclose any material interest in contract, transaction or arrangement and where such material interest does exist, shall abstain from voting and not be counted in the quorum on any Board or committee resolution approving the same.

CORPORATE GOVERNANCE REPORT

DIRECTORS *(continued)*

Training and Support for Directors

Directors must keep abreast of their collective responsibilities. Each newly appointed Director would receive an induction information package which includes, among other things, a director's training manual covering directors' duties and key topics of the Listing Rules and the Securities and Futures Ordinance, a list of study materials, the Group's internal control policies and procedures to enable the new Director to get familiarized with the Group's operations. The Group provides briefings and other training to develop and refresh the Directors' knowledge and skills. The Group updates Directors on the latest developments regarding the Listing Rules and other applicable regulatory requirements, to ensure compliance and enhance their awareness of good corporate governance practices. Latest updates on rule changes, regulatory bulletins, circulars and guidance notes are displayed at the Company's offices to ensure awareness of corporate governance practices and rules compliance.

Based on the records of the Company and having made specific enquiries, the Company believes that the Directors have received the following training and/or rules update and/or professional development during the Year:

Name of directors	Type of Training
<i>EXECUTIVE DIRECTORS</i>	
Mr. Kong Chan Fai (<i>Vice-Chairman</i>)	B
Mr. Xu Ming (<i>Chief Executive Officer</i>)	B
Mr. Zeng Yongguang	B
Mr. Guo Jun Hao	B
Ms. Liang Jiaxin	B
<i>NON-EXECUTIVE DIRECTORS</i>	
Mr. Lai Yubin (<i>Chairman</i>)	B
Mr. Wei Xiaomin	B
<i>INDEPENDENT NON-EXECUTIVE DIRECTORS</i>	
Mr. Wong Kwok On	B
Mr. Bonathan Wai Ka Cheung	A,B
Dr. Loke Yu (alias Loke Hoi Lam) (<i>resigned on 30 November 2023</i>)	A,B
Ms. Qiu Yumei	B

Remarks:

A: attending seminars and/or conferences and/or forums.

B: reading newspapers, journals and updates relating to the economy, general business or director's duties and responsibilities etc.

CORPORATE GOVERNANCE REPORT

DIRECTORS *(continued)*

Responsibilities of Directors

The Directors are supposed to be continually updated with the regulatory requirements, business activities and development of the Group to facilitate the discharge of their responsibilities.

The Directors are supposed to participate actively in the board meetings, and the non-executive Directors (including the INEDs) are supposed to serve and participate actively (if invited) at the meetings of Board committees, i.e., the AC, NC, RC and CC. Non-executive Directors should bring an independent judgment on issues of strategy, policy, performance, accountability, resources, key appointments, and standards of conduct, and lead where potential conflicts of interests arise, e.g., in connected transactions.

Insurance

The Company has arranged appropriate liability insurance, with coverage being reviewed annually, to indemnify the directors from their risk exposure arising from corporate activities.

Supply of and Access to Information

In respect of regular board meetings, agenda and accompanying board papers of the meeting were supposed to be sent in full to all Directors in advance before the intended date of a meeting.

The management has the obligation to supply the Board and the various Committees with adequate information in a timely manner to enable the members to make informed decisions. Each Director is supposed to have separate and independent access to the Group's senior management to acquire more information than is volunteered by management and to make further enquiries if necessary.

ACCOUNTABILITY AND AUDIT

Financial Reporting

The management is supposed to provide such explanation and information to the Board on monthly basis to enable the Board to make an informed assessment of the financial and other information put before the Board for approval.

The Directors acknowledge their responsibility to prepare the financial statements that give a true and fair view of the state of affairs of the Group. The Group incurred a net loss of approximately HK\$33,394,000 for the year ended 31 December 2023 and had net current liabilities of approximately HK\$496,570,000 as at 31 December 2023. The current liabilities of the Group as at 31 December 2023 amounted to approximately HK\$666,805,000 and included outstanding loans and borrowings that were repayable in the next twelve months after 31 December 2023 or were repayable on demand because they contain a repayment on demand clause. As at 31 December 2023, the current liabilities of the Group included: (i) construction costs payables of approximately HK\$93,501,000 (the "**Construction Payables**"); (ii) secured loan included in other payables of approximately HK\$22,222,000 (the "**Other Borrowing**"); (iii) bill payables of approximately HK\$119,444,000; and (iv) bank borrowings of approximately HK\$299,282,000; while the Group's total bank balances, deposits and cash amounted to approximately HK\$49,708,000, of which approximately HK\$40,714,000 were pledged bank deposits. These events or conditions, along with other matters as set forth in the notes to the financial statements, indicate that a material uncertainty exists that may cast significant doubt on the Group's ability to continue as a going concern. Save for disclosed above, for the purpose of the Company's financial year ended 31 December 2023, the Board was not aware of any other events or conditions that might cast significant doubt upon the Group's ability to continue as a going concern.

CORPORATE GOVERNANCE REPORT

ACCOUNTABILITY AND AUDIT *(continued)*

Financial Reporting *(continued)*

In the light of various measures or arrangements which either have been implemented or are expected to result in the improvement of the working capital and liquidity and cash flow position of the Group, the Company is of the view that it will have sufficient working capital for its current requirements and it is reasonable to expect the Group to remain a commercially viable concern. It was on such basis that the Directors consider it appropriate to prepare the consolidated financial statements on a going concern basis. Such measures and arrangements include the followings:

- (i) The management is endeavoring to improve the Group's operating results and cash flows through cost control measures and will focus on the existing business of the Group. For the year ending 31 December 2024 ("FY2024"), the Management and Directors target to achieve a further reduction of costs for up to HK\$2.5 million. Given the successful implementation of the Company's cost control measures last year without affecting the Group's revenue and profits, the Management and Directors are hoping to continue to carry on cost reduction in FY2024. The Company is still in the process of formulating the cost reduction plan, which is expected to be finalized and implemented in the second half of 2024.
- (ii) The Group is currently engaged in negotiations with prospective tenants in the PRC for the rental of the Group's spare factory premises currently unused by the Group, whether on long, short and mid-terms. If the leases materialize, the Group hopes to receive RMB20-40 million in cash as upfront rental prepayment/deposit. The Company is likely to be able to lease the premises due to the imminent opening of Shenzhen-Zhongshan Bridge in June 2024 which is expected to create a large demand of factory premises in Zhongshan where labour cost is lower. The Company expects such leases should be finalized, with legally-binding agreements being entered into, in or before the third quarter of 2024. As the negotiation with the lessees was and is still ongoing, the Company has yet to reach any legally binding agreement with any lessee at present stage.
- (iii) The Group is negotiating with its construction payables creditors to extend the repayment dates for the Construction Payables. During the first quarter of 2024, the Group already repaid approximately RMB10 million of Construction Payables. In the second quarter of 2024, the Group intends to arrange for repayment of another approximately RMB10 million of Construction Payables. If the Company successfully launches and completes equity fund-raising in the second to third quarter of 2024, the Company intends to set aside approximately RMB25 million from the share issuance proceeds for the repayment of Construction Payables. Further, the Company hopes to obtain written confirmations on deferred repayment and/or installment timetable in respect of other outstanding Constructions Payables. The Management is closely monitoring the situation, keeping in touch with business counter-parties from time to time, and is reasonably comfortable that the constructors will continue to wait for the Group's repayment. Meanwhile, the Management has also provided comfort to our constructors that we have already lined up sufficient cash, whether from operations and/or equity issuance, to repay Construction Payables.
- (iv) Subsequent to 31 December 2023, the Group has been granted extended credit terms by its lender for repayment of the Other Borrowing to be due after 31 March 2025. The Management is closely monitoring the situation, keeping in touch with business counter-parties from time to time, and is reasonably comfortable that the lender should be willing to provide written confirmation or sign agreement to put on record the verbal extension of loan. Meanwhile, the Management has also provided comfort to the lender that equity fund-raising is being organized to strengthen our capital base.

CORPORATE GOVERNANCE REPORT

ACCOUNTABILITY AND AUDIT *(continued)*

Financial Reporting *(continued)*

- (v) On 22 February 2024, the Company has issued 133,883,000 new shares to subscribers with net proceeds of approximately HK\$13.2 million. The Group is also actively considering to raise further new capital by undertaking more equity issues. The Company intends to launch and complete equity fund-raising to raise net proceeds of over HK\$35 million in the second to third quarter of 2024. Announcement(s) will be made when such fund-raising materializes.
- (vi) The Group has classified bank borrowings amounting to approximately HK\$144,698,000 with scheduled repayment dates that were more than 12 months from the end of the reporting period but contain a repayment on demand clause as current liabilities at 31 December 2023. Based on the latest communication with the banks and taking into account the security provided to the bank, the Directors are not aware of any intention of the banks to require early repayment of the borrowings. Moreover, the Group is in the process of negotiating with its bankers to secure necessary facilities to meet the Group's working capital and financial requirements in the near future. In this regard, the Company was given to understand that it is a customary term for banks to insist on repayment-on-demand clause in their standard loan agreements. The Management is closely monitoring the situation, keeping in touch with business counter-parties from time to time, and is reasonably comfortable that the banks/lenders are likely to extend loans at maturity rather than demand early repayment. Meanwhile, the Management has also provided comfort to our banks/lenders that equity fund-raising is being organized to strengthen our capital base.

After considering the reasoning and explanation of the Management as set out above, the Board and the AC: (a) concurred with the Management's view that it is appropriate to present the Company's consolidated financial statements on a going concern basis; and (b) agreed with the Management's action plans to improve the Group's liquidity as set out above with the view to addressing the disclaimer of opinion. The Board and the AC are not aware of any difference in views of major judgmental areas with auditors.

On top of those which are mentioned above, the Company is also planning to: (a) launch further fund-raising of up to RMB140 million, whether by way of debt and/or equity, in the second half of 2024 subject to market conditions; and (b) renew bank and other borrowings in the total amount of not less than RMB100 million throughout the entire 2024. With such measures in place, the Company hopes to remove its disclaimer of opinion by March 2025, when it comes to the audit of our financial statements for the year ending 31 December 2024.

The AC is satisfied with the effectiveness of the Management's action plans to address the disclaimer of opinion. The Company's auditors have communicated with the Management on the action plans, and concur with the Management that the successful implementation of such plans will help to significantly improve the Group's liquidity. Barring unforeseen circumstances or change of situations and subject to satisfactory business operating results, the auditors will re-assess the Group's position of going concern when the Company's consolidated financial statements are ready for audit in or around February and March 2025.

The responsibility of the external auditor, Messrs. HLB Hodgson Impey Cheng Limited, is to form an independent opinion, based on their audit, on those consolidated financial statements prepared by the Board and to report their opinion solely to the shareholders of Company, as a body and for no other purpose. However, because of the matters described in the Basis for Disclaimer of Opinion section of the independent auditors' report, our auditor was not able to form an audit opinion on these consolidated financial statements.

CORPORATE GOVERNANCE REPORT

ACCOUNTABILITY AND AUDIT *(continued)*

Risk management and internal controls

The Board acknowledges its responsibility for overseeing the Group's risk management and internal control systems and reviewing their effectiveness at least annually.

As a part of the Group's risk management and internal control systems, appropriate policies and controls have been designed and established by the Group to ensure that assets are safeguarded against improper use or disposal, relevant rules and regulations are adhered to and complied with, reliable financial and accounting records are maintained in accordance with relevant accounting standards and regulatory reporting requirements, and key risks that may impact on the Group's performance are appropriately identified and managed.

The Board has adopted internal control procedures (the "IC Procedures") which not only cover the usage of chops and grant of guarantees and indemnities but also policies regarding: (a) investment decisions; (b) handover of work on change of key personnel; (c) risk assessment and control; (d) external communication; (e) financial reporting, budgeting and closing, bank reconciliation, accounting system and records; (f) cash management and loans approval; (g) sales contract management, sales order approval and credit control; (h) purchase contract management and procurement; (i) record registration, management, depreciation and disposal of fixed assets; (j) stock take, reconciliation and record registration of inventory; (k) management and filing of contract authorization and execution; (l) human resources and payroll; (m) production, materials monitoring and quality; and (n) information technology controls. The heads of the departments of the key operating subsidiaries of the Company in China were delegated the responsibility to provide introductory training to his staff members on the IC Procedures.

The Board performs annual review on the effectiveness of the Group's risk management and internal control systems, including the Group's ability to cope with its business transformation and changing external environment, the scope and quality of the management's review on risk management and internal control systems, the report of internal audit, the extent and frequency of communication with the Board in relation to risk management and internal control review, any significant failures or weaknesses identified, their seriousness, the recommended remedial actions and the follow-up implementation status. Having performed such review, the Board considers the Group's risk management and internal control systems in place for the year ended 31 December 2023 are effective and adequate, and no material internal control failings, weaknesses or deficiencies have been identified during the course of the review.

However, any risk management and internal control system is designed to manage rather than eliminate the risk of failure to achieve business objectives, and can only provide reasonable and not absolute assurance against material misstatement or loss.

CORPORATE GOVERNANCE REPORT

ACCOUNTABILITY AND AUDIT *(continued)*

Risk management and internal controls *(continued)*

The Group has adopted a three-tier risk management approach to identify, evaluate and manage significant risks. The operating units of the Group, as a first line of defence, identify, evaluate, mitigate and monitor the risks, and report such risk management activities to the Group's management on a regular basis. The Group's management, as the second line of defence, provides support to the operating units and ensure that the significant risks are properly managed and within the acceptable range and report the situation to the Board on a regular basis. The Board, as the final line of defence, conducts an annual review of the overall effectiveness of the Group's risk management and internal control systems.

Based on the above, the Board was not aware of any areas of concern that would have a material impact on the Group's financial position or results of operations and considered the risk management and internal control systems to be generally effective and adequate including the adequacy of resources, staff qualifications and experience, training programs and budget of the accounting, internal control and financial reporting functions.

With respect to the monitoring and disclosure of inside information, the Group has formulated guidelines, with an aim to ensure that the insiders abide by the confidentiality requirement and fulfill the disclosure obligation of the inside information.

An internal control report was issued by the Company's compliance officer and internal auditor, which was reviewed and discussed by the members of Audit Committee during its latest Audit Committee meeting. The management of the Company has accepted the recommendations in the internal review reports for incorporation into the Company's daily operations manual.

Fee paid/payable to Group's auditors

For the financial year ended 31 December 2023, the fee paid/payable to the Group's auditors is set out as follows:

Services rendered	Fee paid/payable HK\$'000
Audit services	1,900
Non-audit services	–

Management Functions

The Board is responsible for determining the overall strategy and corporate development and ensuring the business operations are properly monitored. The Board reserves the right to decide all policy matters of the Group and material transactions.

The Board delegates the day-to-day operations to general managers and department heads of the Company and its operating subsidiaries that are responsible for different aspects of the operations of the various members of the Group. The Board regularly reviews the delegated functions to ensure that they accommodate the needs of the Group.

CORPORATE GOVERNANCE REPORT

MEETINGS

The Board meets on a regular and on an ad hoc basis, as required by business needs. Minutes of board, committee and general meetings are kept by the management and the Company Secretary and are open for inspection by the Directors. Every Board member is entitled to have access to Board papers and related materials and has unrestricted access to the management and the Company Secretary, and has the right to seek external professional advice if necessary.

During the Year, the Company held 9 board meetings, 2 AC meetings, 1 NC meeting, 2 RC meetings, 1 CC meeting, and 2 general meetings (including 1 annual general meeting held on 30 June 2023 and 1 extraordinary general meeting held on 7 August 2023). The attendance records of the Directors at such meetings are as follows:

	Board meetings	AC meetings	NC meeting	RC meetings	CC meeting	AGM	EGM
EXECUTIVE DIRECTORS							
Mr. Kong Chan Fai (<i>Vice-Chairman</i>)	8/9	N/A	N/A	N/A	N/A	1/1	1/1
Mr. Xu Ming (<i>Chief Executive Officer</i>)	9/9	N/A	N/A	N/A	N/A	1/1	1/1
Mr. Zeng Yongguang	9/9	N/A	N/A	N/A	N/A	1/1	1/1
Mr. Guo Jun Hao	9/9	N/A	N/A	N/A	N/A	1/1	1/1
Ms. Liang Jiaxin	9/9	N/A	N/A	N/A	N/A	1/1	1/1
NON-EXECUTIVE DIRECTORS							
Mr. Lai Yubin (<i>Chairman</i>)	9/9	N/A	N/A	N/A	N/A	1/1	1/1
Mr. Wei Xiaomin	9/9	N/A	N/A	N/A	N/A	1/1	1/1
INDEPENDENT NON-EXECUTIVE DIRECTORS							
Mr. Wong Kwok On	9/9	2/2	N/A	N/A	N/A	1/1	1/1
Mr. Bonathan Wai Ka Cheung	9/9	2/2	1/1	2/2	1/1	1/1	1/1
Dr. Loke Yu (alias Loke Hoi Lam) (resigned on 30 November 2023)	9/9	2/2	1/1	2/2	1/1	1/1	1/1
Ms. Qiu Yumei	9/9	2/2	1/1	2/2	1/1	1/1	1/1

CORPORATE GOVERNANCE REPORT

COMMUNICATION WITH SHAREHOLDERS AND INVESTORS

Effective Communication

The Company believes that effective communication with shareholders is essential for enhancing investor relations and investors' understanding of the Group's business performance and strategies. The Company endeavours to maintain an on-going dialogue with shareholders. To ensure that the shareholders and potential investors are provided with ready, equal and timely access to balanced and understandable information about the Company, the Company has established several channels to communicate with the shareholders as follows:

- (i) corporate communications such as annual reports, interim reports and circulars are issued in printed form and are available on the website of the Stock Exchange at www.hkexnews.hk and on the website of the Company at www.csthld.com;
- (ii) announcements and press releases are published on the websites of the Stock Exchange and the Company;
- (iii) corporate information is made available on the Company's website; and
- (iv) annual and extraordinary general meetings provide a forum for the shareholders to make comments and exchange views with the Directors and senior management.

The AGM is supposed to enable the shareholders of the Company to exchange views with the Board. The Chairman of the Board and the Chairmen of AC, RC and NC are requested to attend the AGM to be available to answer the questions of the shareholders of the Company. Separate resolutions will be proposed at the forthcoming AGM on each substantially separate issue, including the re-election of the retiring directors. The Shareholder Communication Policy is available on the Company's website: www.csthld.com.

Shareholders may, at any time, direct questions, request for publicly available information and provide comments and suggestions to directors or management of the Company. Such questions, requests and comments can be addressed to the Board of Directors of the Company by mail to Unit E, 30/F, Tower B, Billion Centre, 1 Wang Kwong Road, Kowloon Bay, Kowloon, Hong Kong or by email to admin@csthld.com.

During the Year, the Board reviewed the implementation and effectiveness of the shareholders' communication policy and considered it to be effective.

CORPORATE GOVERNANCE REPORT

COMMUNICATION WITH SHAREHOLDERS AND INVESTORS *(continued)*

Procedures for Shareholders to convene an extraordinary general meeting

According to Article 58 of the Articles, any one or more shareholders holding at the date of deposit of the requisition not less than one-tenth of the paid-up capital of the Company carrying the right of voting at general meetings of the Company shall always have the right, by written requisition to the Board or the Secretary of the Company, to require an extraordinary general meeting to be called by the Board for the transaction of any business specified in such requisition. Such meeting shall be held within two months after the deposit of such requisition. If within twenty-one days of such deposit the Board fails to proceed to convene such meeting, the requisitionist himself may do so in the same manner, and all reasonable expenses incurred by the requisitionist as a result of the failure of the Board shall be reimbursed to the requisitionist by the Company.

Procedures for putting forward proposals by Shareholders at Shareholders' meeting

There are no provisions allowing Shareholders to propose new resolutions at the general meetings under the Cayman Islands Companies Law. However, Shareholders may request the Company to convene an extraordinary general meeting following the procedures under Article 58 of the Articles as set out above.

Pursuant to Article 88 of the Articles, no person other than a Director retiring at the meeting shall, unless recommended by the Directors for election, be eligible for election as a Director at any general meeting unless a notice signed by a member (other than the person to be proposed) duly qualified to attend and vote at the meeting for which such notice is given of his intention to propose such person for election and also a notice signed by the person to be proposed of his willingness to be elected shall have been lodged at the registered office or at the head office provided that the minimum length of the period, during which such notices are given, shall be at least seven days and that (if the notices are submitted after the dispatch of the notice of the general meeting appointed for such election) the period for lodgment of such notices shall commence on the day after the dispatch of the notice of the general meeting appointed for such election and end no later than seven days prior to the date of such general meeting.

If a Shareholder wishes to propose a person for election as a Director at a general meeting, he/she shall deposit a written notice at the Company's head office and principal place of business in Hong Kong in compliance with Article 88 and containing all details as required by Rule 13.51(2) of the Listing Rules.

Voting by Poll

In accordance with Rule 13.39(4) of the Listing Rules and the Articles of Association of the Company, all votes of the Shareholders to be taken at general meetings shall be taken by poll unless it relates purely to a procedural or administrative matter and the chairman, in good faith, decides to allow such matter to be voted on by a show of hands. The right to demand a poll will be set out in the circular to shareholders of the Company to be dispatched to shareholders in relation to the forthcoming AGM.

CORPORATE GOVERNANCE REPORT

CONSTITUTIONAL DOCUMENTS

Save for the adoption of the amended and restated Memorandum and Articles of Association of the Company on 30 June 2023, there are no significant changes in the constitutional documents of the Company during the Year. The latest Memorandum and Articles of Association are available on the Company's website: www.csthld.com and the Stock Exchange's website: www.hkexnews.hk.

COMPANY SECRETARY

Mr. Chan Chun Kau is the Company Secretary of the Company. The Company Secretary supports the Board by facilitating information flow amongst Board members and assists Board members on policy and procedures. Mr. Chan is a practising solicitor in Hong Kong.

During the Year, Mr. Chan has taken no less than 15 hours of relevant professional training.

WHISTLE-BLOWING POLICY

In compliance with Code Provision D.2.6 of the CG Code, the Board adopted a Whistle-blowing Policy providing employees and relevant third parties who deal with the Group (e.g. customers, suppliers, creditors and debtors) with guidance and reporting channels to the designated person. The Whistle-Blowing Policy is available on the Company's website: www.csthld.com. A separate email account (whistle-blowing@csthld.com) has been set up for this purpose. All reported matters will be investigated independently and, in the meantime, all information received from a whistle-blower and its identity will be kept confidential. The Board and the AC will regularly review the Whistle-blowing Policy and mechanism to improve its effectiveness.

ANTI-FRAUD AND ANTI-CORRUPTION POLICY

In compliance with Code Provision D.2.7 of the CG Code, the Board adopted an Anti-Fraud and Anti-Corruption Policy setting out guidelines and the minimum standards of conducts, the applicable laws and regulation, the responsibilities of employees to resist fraud, to help the Group defend against corrupt practices and to report any reasonably suspected case of fraud and corruption or any attempts thereof, to the management or through an appropriate reporting channel. The Anti-Fraud and Anti-Corruption Policy is available on the Company's website: www.csthld.com. The Group adopts a zero tolerance policy on any forms of fraud and corruption among all employees and those acting in an agency or fiduciary capacity on behalf of the Group, and in its business dealing with third parties. The Board and the Audit Committee will review the Anti-Fraud and Anti-Corruption Policy and mechanism periodically to ensure its effectiveness and enforce the commitment of the Group to the prevention, deterrence, detection and investigation of all forms of fraud and corruption.

BIOGRAPHIES OF DIRECTORS AND SENIOR MANAGEMENT

DIRECTORS

Executive Directors

Mr. Kong Chan Fai, aged 64, was appointed as executive Director and Vice-Chairman with effect from 15 October 2021. He has occupied senior management role in an enterprise in China for over 10 years prior to joining the Group. Mr. Kong has experience in operation management, business development, and strategic planning.

Mr. Xu Ming, aged 52, was appointed as executive Director with effect from 14 September 2016 and appointed as the chief executive officer of the Company with effect from 9 April 2020. He obtained a master's degree in Economics and Management from Wuhan University, China. Mr. Xu is an entrepreneur having many years of experience in capital markets and an extensive business network in China.

Mr. Zeng Yongguang, aged 51, was appointed as an executive Director with effect from 27 March 2018. He graduated from Beijing Language and Culture University (北京語言大學) in 2011 majoring in International Economics and Trade. Mr. Zeng has many years of management experience with commercial banks in China. Mr. Zeng is currently a director of the following subsidiaries of the Company, namely, Tat Chun PCB International Company Limited, Tat Chun Printed Circuit Board Company Limited, TC Hong Kong Electric Company Limited and TC Orient LED Energy Management Company Limited, TC Orient Lighting (Shenzhen) Limited (達進東方照明(深圳)有限公司), Guangdong Tat Chun Electronic Technology Co., Ltd. (廣東達進電子科技有限公司), Zhongshan Tat Chun Printed Circuit Board Company Limited. (中山市達進電子有限公司), 中山市達進電子元件有限公司, 深圳市新達際商貿有限公司, 吳川榮森貿易有限公司, 達進東方(揚州)投資有限公司, 中山市一心商貿有限公司, 廣東大鵬電力器材有限公司, and TC (BVI) Limited.

Mr. Guo Jun Hao, aged 42, was appointed as executive Director of the Company with effect from 10 April 2017. Mr. Guo obtained a bachelor's degree in arts from the University of Wolverhampton in 2004, a master's degree in social sciences from The University of Leicester in 2006 and a master's degree in science from the University of Warwick in 2007. Before joining the Company, Mr. Guo has over 7 years of experience working in financial institutions in China and has occupied management position responsible for customer services, staff training, sales and marketing. Mr. Guo was appointed as the general manager of the Company's subsidiary, TC Hong Kong Electric Company Limited and is responsible for overseeing its sales and marketing operations.

Ms. Liang Jiaxin, aged 29, was appointed as executive Director of the Company with effect from 30 May 2022. Ms. Liang has experience working on investment projects with a financial investment holding company in Shenzhen, China prior to joining the Group. Ms. Liang studied correspondence college degree in accountancy at Southwest University, China.

Non-Executive Directors

Mr. Lai Yubin, aged 45, was appointed as a non-executive Director and the Chairman of the Company with effect from 14 July 2020. He obtained a bachelor's degree in Business Administration from Sun Yat-sen University and a master's degree in Finance from Tulane University, New Orleans, Louisiana, the United States. Prior to joining the Group, Mr. Lai worked with enterprises in China for over 20 years having experience in accounting, auditing, mergers and acquisitions and business development.

Mr. Wei Xiaomin, aged 55, was appointed as a non-executive Director of the Company with effect from 14 July 2020. He obtained a bachelor's degree in Economics Management from Henan University of Economics and Law (formerly known as Henan University of Economics). Mr. Wei is an entrepreneur having experience in real estate and technology.

BIOGRAPHIES OF DIRECTORS AND SENIOR MANAGEMENT

DIRECTORS *(continued)*

Independent Non-Executive Directors

Mr. Wong Kwok On, aged 69, was appointed as an independent non-executive Director of the Company with effect from 14 September 2016. He has worked as representative and responsible officer of licensed corporations in Hong Kong engaging in securities, futures and corporate finance. Mr. Wong is currently the Permanent Honorary Chairman of the Hong Kong Securities & Futures Professionals Association. He is an independent non-executive director of Real Nutriceutical Group Limited (a company previously listed on the Main Board of the Stock Exchange with stock code: 2010 but was delisted on 26 January 2021).

Mr. Bonathan Wai Ka Cheung, aged 32, was appointed as independent non-executive Director of the Company since 14 September 2016. He graduated from University of Waterloo, Canada with a Bachelor of Arts in Economics. Mr. Cheung has experience in working in securities brokerage companies in Canada and Hong Kong.

Dr. Loke Yu (alias Loke Hoi Lam), aged 74, was appointed as an independent non-executive Director of the Company on 6 June 2018 and resigned on 30 November 2023. Dr. Loke holds a Master of Business Administration degree from University Teknologi Malaysia and a Doctor of Business Administration degree from University of South Australia. Dr. Loke is a Fellow Member of The Institute of Chartered Accountants in England and Wales, Hong Kong Institute of Certified Public Accountants and The Hong Kong Chartered Governance Institute. He is also a life member of The Hong Kong Independent Non-Executive Director Association. He has over 44 years of experience in accounting and auditing for private and public companies, financial consultancy and corporate management.

Ms. Qiu Yumei, aged 49, was appointed as an independent non-executive Director of the Company with effect from 14 July 2020. She completed the undergraduate correspondence course in Business Management at Guangdong Open University (formerly known as Guangdong Radio and Television University). Ms. Qiu occupied senior management roles in technology and real estate companies for over 18 years having experience in project assessment, negotiation and execution and risk management.

Ms. Po In San, aged 30, was appointed as an independent non-executive Director of the Company with effect from 28 February 2024. Ms. Po holds a Bachelor of Business Administration (Honours) from Hang Seng Management College (now known as The Hang Seng University of Hong Kong). Ms. Po is a member of the Hong Kong Institute of Certified Public Accountants, and has accounting experience working in managerial positions at listed companies prior to joining the Company.

MANAGEMENT DISCUSSION AND ANALYSIS

BUSINESS REVIEW

The Group is principally engaged in manufacturing and trading of a broad range of LED lighting and PCBs including single-sided PCBs, double-sided PCBs and multi-layered PCBs (for up to 12 layers), and the trading of tower and electric cable. The breakdown of turnover based on products is summarised as follows:

	Year 2023		Year 2022		Increase/ (decrease) HK\$'000	Change in %
	HK\$'000	%	HK\$'000	%		
Single-sided PCB	48,431	18.5%	29,811	11.4%	18,620	62.5%
Double-sided PCB	207,350	79.1%	205,746	79.1%	1,604	0.8%
Multi-layered PCB	6,353	2.4%	17,610	6.8%	(11,257)	(63.9)%
LED	–	0%	7,012	2.7%	(7,012)	(100)%
	262,134	100.0%	260,179	100.0%	1,955	0.8%

Revenue from LED lighting business for the year ended 31 December 2023 was HK\$nil (2022: HK\$7,012,000).

The three categories of PCB products are mainly applied in consumer electronics, computers and computer peripherals, and communications equipment. During the Year, single-sided PCB and double-sided PCB's used for consumer electronics accounted for approximately 97.6% (2022: 90.5%) of the Group's turnover. High-end multi-layered PCBs accounted for 2.4% (2022: 6.8%) of the Group's turnover.

The Group's turnover by geographical regions is summarised as follows:

	Year 2023		Year 2022		Increase/ (decrease) HK\$'000	Change in %
	HK\$'000	%	HK\$'000	%		
Hong Kong	5,457	2.1%	9,483	3.6%	(4,026)	(42.5)%
The PRC (excluding Hong Kong)	244,879	93.4%	229,396	88.2%	15,483	6.7%
Asia (excluding Hong Kong and the PRC)	483	0.2%	2,618	1.0%	(2,135)	(81.6)%
Europe	11,315	4.3%	18,682	7.2%	(7,367)	(39.4)%
Others	–	–	–	–	–	–
	262,134	100.0%	260,179	100.0%	1,955	0.8%

During the Year, the Group's revenue largely stayed at around the same level as 2022, as the decreases in purchase orders of multi-layered PCB and LED products were offset by the increase in purchase orders of single-sided PCB products.

MANAGEMENT DISCUSSION AND ANALYSIS

BUSINESS REVIEW *(continued)*

The Group has two PCB manufacturing plants both located at Zhongshan, Guangdong, the PRC, details of which are summarised as follows:

Production plant	Location	Area	Products	Production capacity	Commencement of operations
Plant 1	Zhongshan, Guangdong, the PRC	58,000 sq. m.	Single-sided PCBs	530,000 sq. ft. per month	May 2003
Plant 2	Zhongshan, Guangdong, the PRC	52,000 sq. m.	Double-sided and multi-layered PCBs	420,000 sq. ft. per month	October 2007

The Company is in the process of developing a new phase of production facilities to be constructed on the development site which is adjacent to the Group's existing plant, involving the construction of two buildings of factory and office uses, each not exceeding eleven floors above ground and one basement level with total gross floor area of 120,513.22 square meters. For further details, please refer to the Company's announcement dated 2 February 2021.

OUTLOOK

The Board considers that it is vital and necessary for the Group to dedicate more efforts on the research and development with the view to achieving product upgrade. The Group has paid high attention to develop high value-added PCB products, particularly the copper-based PCB engaged in clean and environmentally friendly applications.

Regarding the LED segment, the Group intends to focus on credit management and to optimize the trade receivable collection. The Group intends to pursue only after profitable projects with shorter receivable cycle.

FINANCIAL REVIEW

For the Year, the Group's turnover amounted to approximately HK\$262.1 million (2022: HK\$260.2 million), representing an increase of 0.75% as compared to the last year. The gross profit margin for the year of 2023 was 7.6% (2022: 7.0%). Loss attributable to shareholders amounted to approximately HK\$31.0 million (2022: HK\$41.1 million), representing a decrease of 24.6% as compared to last year, principally due to: (i) the increase in other income generated from government grants for the Hong Kong and PRC subsidiaries of the Group, gain in sales of scrap materials, and gain on disposal of property, plant and equipment; (ii) the slight increase in revenue mainly attributable to the slight increase in sales quantity of PCB products; and (iii) the decrease in administrative expenses.

Recognised equity-settled share-based payments

During the year ended 31 December 2023, the Group recognised equity-settled share-based payment of approximately HK\$1.2 million (2022: HK\$nil). No negative cash flow effect is made to the Group as a result of these equity-settled share-based payments.

MANAGEMENT DISCUSSION AND ANALYSIS

FINANCIAL REVIEW *(continued)*

Expected credit loss on trade receivables and other receivables

During the Year, the management performed an expected credit loss assessment on the trade receivables and other receivables, resulting in net amount reversal of HK\$5.8 million (2022: Net amount reversal of HK\$4 million) being recognised for the Group's LED lighting and PCB businesses.

THE IMPACT OF NOVEL CORONAVIRUS EPIDEMIC

The Group's production facilities are principally situated in Zhongshan city and Shenzhen city, both in Guangdong Province. Between January 2020 and November 2022, travel restrictions and other public health measures (the “**Public Health Measures**”) were imposed in various areas in China in an attempt to contain the novel Coronavirus epidemic (the “**Epidemic**”), affecting the human resources of the Group, the supply chains of raw materials and product shipments and the general economic atmosphere whether in China and globally. The Epidemic has resulted in adverse impact on the business performance of the market.

Notwithstanding the lifting of COVID-19 related restrictions in China in December 2022, the economy did not rebound as quickly as originally expected, and the global economy, particularly the manufacturing sector, continued to be overshadowed by US federal rate hike, geopolitical tensions, new protectionism and technology war in semi-conductors. The Group will continue to adapt itself to overcome the challenges ahead, by the adoption of cost-control and quality improvement measures, and strategic pricing policy and proactive marketing approach to attract more sales orders from both existing and potential customers. The Group will also continue to explore opportunities to further develop its business and enhance its growth potential. In the meantime, the Group is striving for the highest caution standard to protect the health and safety of our staff.

FUND RAISING ACTIVITIES

The Company has conducted the following corporation actions, including the grant of share options and the issue of convertible securities for fund-raising purposes, in the year 2023.

Grant of Share Option

On 19 January 2023, the Board resolved to grant 54,300,000 share options to 60 Grantees, of which 17,400,000 options were granted to 11 directors and 36,900,000 options were granted to 49 employees of the Group. The exercise price of the options is HK\$0.14 per share, being the higher of (i) the closing price of HK\$0.140 per share as quoted in the Stock Exchange's daily quotation sheet on the date of grant; and (ii) HK\$0.140 per share, being the average closing price as quoted in the Stock Exchange's daily quotation sheets for the five business days immediately preceding the date of grant. The options granted shall vest as to 50% on 19 January 2024, being the first anniversary of the Date of Grant, and as to the remaining 50% on 19 January 2025, being the second anniversary of the Date of Grant. Subject to vesting, the options are exercisable until 19 January 2026. For details of the option grant, please refer to the Company's announcement dated 19 January 2023.

MANAGEMENT DISCUSSION AND ANALYSIS

FUND RAISING ACTIVITIES *(continued)*

Issue of Convertible Bonds under General Mandate

On 15 February 2023, the Company and two independent subscribers, Union Insurance Limited and Ms. Wang Shuang, entered into two subscription agreements to subscribe for 3-year, 8% per annum convertible bonds (the “**Convertible Bonds**”) in the aggregate principal amount of HK\$15,262,320. Based on the initial conversion price of HK\$0.114, an aggregate of 133,880,000 conversion shares will be allotted and issued by the Company upon the full exercise of the Convertible Bonds. The initial conversion price of HK\$0.114 represents: (i) a premium of approximately 3.64% over the closing price of HK\$0.110 per share as quoted on the Stock Exchange on the date of signing of the subscription agreements; and (ii) a premium of approximately 0.35% over the average closing price of HK\$0.1136 per share as quoted on the Stock Exchange for the five trading days immediately prior to the date of signing of the subscription agreements. The net proceeds of approximately HK\$15 million from the issue of the Convertible Bonds have been fully utilized as intended, as to over 60% for financing the ongoing construction of the New Phase Development of the Group’s existing production plant in Zhongshan and as to the remaining sum for meeting the Group’s liabilities and accruals when they fall due. The issue of the Convertible Bonds was completed on 3 March 2023. Further details of the subscriptions were set out in the Company’s announcements dated 15 February 2023 and 3 March 2023.

Issue of New Shares under Specific Mandate

On 9 June 2023, the Company entered into subscription agreements (the “**Subscription Agreements**”) with 5 subscribers pursuant to which the Company has conditionally agreed to allot and issue for an aggregate of 440,000,000 subscription shares (the “**Subscription Shares**”) at the subscription price of HK\$0.10 per Subscription Share. The 440,000,000 Subscription Shares represents approximately 65.73% of the share capital of the Company then currently in issue, and approximately 39.66% of the issued share capital of the Company as enlarged by the issue of 440,000,000 Subscription Shares. The subscription price of HK\$0.10 per Subscription share represents: (i) a discount of approximately 4.76% to the closing price of HK\$0.105 per share as quoted on the Stock Exchange on the date of the Subscription Agreements; and (ii) a discount of approximately 5.66% to the average closing price of approximately HK\$0.106 per share as quoted on the Stock Exchange for the last five trading days of the shares immediately prior to the date of the Subscription Agreements. The gross and net proceeds from the Subscriptions were expected to be approximately HK\$44 million and HK\$41.5 million, respectively. The Company intended to use such net proceeds as to HK\$35.5 million for the repayment of the Group’s debts and liabilities when they fall due and as to HK\$6 million for the Group’s working capital (such as salaries, rental expenses, professional fees and office overheads). The Subscription Shares was intended to be allotted and issued under specific mandate, which was subject to the shareholders’ approval at the EGM. Subsequently, the Subscriptions were voted down at the EGM held on 7 August 2023 and lapsed. Further details of the subscriptions and their lapse were set out in the Company’s announcements dated 9 June 2023, 30 June 2023 and 7 August 2023.

MANAGEMENT DISCUSSION AND ANALYSIS

LIQUIDITY AND CAPITAL RESOURCES

As at 31 December 2023, the Group had total assets of approximately HK\$700.1 million (2022: HK\$705.4 million) and interest-bearing borrowings of approximately HK\$321.5 million (2022: HK\$315.9 million), representing a gearing ratio, defined as interest-bearing borrowings over total assets, of approximately 45.92% (2022: 44.8%).

The Group had net current liabilities of approximately HK\$496.6 million (2022: HK\$408.4 million) consisted of current assets of approximately HK\$170.2 million (2022: HK\$258.3 million) and current liabilities of approximately HK\$666.8 million (2022: HK\$666.7 million), representing a current ratio of approximately 0.26 (2022: 0.39).

As at 31 December 2023, the Group had cash and bank balances (including pledged bank deposits) of approximately HK\$49.7 million (2022: HK\$75.2 million). As at 31 December 2023, the Group had cash and bank balances (excluding pledged bank deposits) of approximately HK\$9.0 million (2022: HK\$28.5 million).

FOREIGN CURRENCY EXPOSURE

The Group operates in Hong Kong and the PRC with most of the transactions denominated and settled in Hong Kong dollars (“**HK\$**”) and Renminbi (“**RMB**”). However, foreign currencies, mainly United States Dollars (“**US\$**”) are required to settle the Group’s expenses and additions on property, plant and equipment. There are also sales transactions denominated in US\$ and RMB. The Group will use forward contracts to hedge its foreign currency exposure if it considers the risk to be significant.

DIVIDENDS

The Board has resolved not to recommend the payment of a final dividend (2022: Nil).

HUMAN RESOURCES

As at 31 December 2023, the Group employed a total of 328 employees (2022: 372), including 257 employees in its Zhongshan production site, 15 employees in its LED division, 30 employees in other business units in China and 26 employees in its Hong Kong office.

The Group’s remuneration policy is reviewed regularly with reference to the legal framework, market conditions and the performance of the Group and individual staff. The remuneration policy and remuneration packages of the executive directors and members of the senior management are also reviewed by the remuneration committee. The Group may grant share options and discretionary bonuses to eligible employees based on the performance of the Group and individuals. Under the Group’s remuneration policy, employees are rewarded in line with the market rate in compliance with statutory requirements of all jurisdictions where it operates. The Group holds regular training programmes and encourages staffs to attend training courses and seminars that are related directly or indirectly to the Group’s business.

CORPORATE STRATEGY

The primary objective of the Company is to enhance long-term return for our shareholders. To achieve this objective, the Group’s strategy is to place equal emphasis on achieving sustainable recurring earnings growth and maintaining the Group’s strong financial profile. The Management Discussion and Analysis contain discussions and analysis of the Group’s performance and the basis on which the Group generates or preserves value over the longer term and the basis on which the Group will execute its strategy for delivering the Group’s objective.

MANAGEMENT DISCUSSION AND ANALYSIS

CHARGE OF ASSETS

At the respective end of the reporting periods, the following assets were pledged to banks to secure general banking facilities granted to the Group:

	2023 HK\$'000	2022 HK\$'000
Buildings	126,512	126,705
Construction in progress	259,989	239,365
Pledged bank deposits	40,714	46,700
Right-of-use assets	14,538	15,153
	441,753	427,923

CAPITAL COMMITMENT

As the year end date, the Group had capital commitments so far as not provided for in the consolidated financial statements, as follows:

	2023 HK\$'000	2022 HK\$'000
(a) Capital Commitments in respect of property, plant and equipment	–	32,085
(b) The Group's share of capital commitments of joint ventures	5,667	–
	5,667	32,085

LITIGATIONS

- (a) Under Hong Kong High Court Action No. 1228/2016 (the “**Legal Action**”), Mr. Li Jian Chao (“**Mr. Li**”), ex-director and ex-officer of the Company, sought to claim from the Company an alleged outstanding special bonus payment in the amount of HK\$1,640,000. The Company denied the alleged entitlement claimed by Mr. Li and counterclaimed (the “**Counterclaim**”) against Mr. Li for HK\$5,240,000 being wrongful receipts by Mr. Li on the ground of the Company’s view that the purported resolutions regarding alleged bonus payment were invalid, and/or damages for breach of fiduciary duties by Mr. Li. Further details relating to the Legal Action and Counterclaim are more particularly set out in the Company’s announcements dated 13 May and 14 July 2016. The trial was heard by the Court in October 2021, and the judgment dated 3 August 2022 was handed down. The Court ordered that Mr. Li’s action be dismissed, the resolutions be declared invalid on the Company’s counterclaim, and Mr. Li shall pay back to the Company HK\$5,240,000 plus interest and costs on the claim and counterclaim. The Company has instructed its legal adviser to enforce the judgment, but was advised that the chance of successful recovery is remote.
- (b) During the Year, the Company’s operating subsidiaries in the PRC were involved in various litigations as defendants due to disputes in ordinary businesses with suppliers, contractors and ex-employees, including claims which were already settled during or subsequent to the Year except that claims in the aggregate amount of RMB38.5 million were either still undergoing legal processes or agreed to be extended but remained unpaid, for which full recognition of trade, construction and other payables were already made by way of prudent measure. Certain outstanding claims as at 31 December 2023 were accompanied by asset-preservation orders imposed on bank accounts of our PRC subsidiaries for the total amounts of approximately HK\$5,076,000 (RMB4,568,000), as at 31 December 2023. The Group has instructed its PRC legal advisers to uphold its rights in any outstanding litigations.

MANAGEMENT DISCUSSION AND ANALYSIS

MATERIAL UNCERTAINTIES RELATING TO THE GOING CONCERN BASIS

As stated in Note 3 to the consolidated financial statements, the Group incurred a net loss of approximately HK\$33,394,000 for the year ended 31 December 2023 and had net current liabilities of approximately HK\$496,570,000 as at 31 December 2023. The current liabilities of the Group as at 31 December 2023 amounted to approximately HK\$666,805,000 and included outstanding loans and borrowings that were repayable in the next twelve months after 31 December 2023 or were repayable on demand because they contain a repayment on demand clause. As at 31 December 2023, the current liabilities of the Group included: (i) construction costs payables of approximately HK\$93,501,000; (ii) secured loan included in other payables of approximately HK\$22,222,000; (iii) bill payables of approximately HK\$119,444,000; and (iv) bank borrowings of approximately HK\$299,282,000; while the Group's total bank balances, deposits and cash amounted to approximately HK\$49,708,000, of which approximately HK\$40,714,000 were pledged bank deposits. These conditions, along with other matters as set forth in Note 3, indicate that material uncertainties exist that cast significant doubts on the Group's ability to continue as a going concern.

The Directors have assessed the Group's ability to continue as a going concern and are undertaking measures to improve the Group's liquidity and financial position and enable the Group to meet its liabilities as and when they fall due. These plans for future actions in relation to the going concern assessment are set out in Note 3 to the consolidated financial statements. The validity of the preparation of the consolidated financial statements on going concern basis depends on the successful eventual outcome of the above-mentioned plans and measures, which are inherently uncertain and as at the date of this report cannot be ascertained with reasonable certainty and are still subject to multiple uncertainties. Should the Group fail to achieve successful outcomes from the above-mentioned plans and measures, it might not be able to continue to operate as a going concern, and adjustments would have to be made to write down the carrying amounts of the Group's assets to their net recoverable amounts, to provide for any further liabilities that may arise and to reclassify non-current assets and non-current liabilities as current assets and current liabilities respectively. The effects of these adjustments have not been reflected in these consolidated financial statements.

After considering the reasoning and explanation of the Management as set out in the section headed Accountability and Audit – Financial Reporting of the Corporate Governance Report, the Board and the AC: (a) concurred with the Management's view that it is appropriate to present the Company's consolidated financial statements on a going concern basis; and (b) agreed with the Management's action plans to improve the Group's liquidity as set out above with the view to addressing the disclaimer of opinion. The Board and the AC are not aware of any difference in views of major judgmental areas with auditors.

On top of those which are mentioned above, the Company is also planning to: (a) launch further fund-raising of up to RMB140 million, whether by way of debt or equity, in the second half of 2024 subject to market conditions; and (b) renew bank and other borrowings in the total amount of not less than RMB100 million throughout the entire 2024. With such measures in place, the Company hopes to remove its disclaimer of opinion by March 2025, when it comes to the audit of our financial statements for the year ending 31 December 2024.

The AC is satisfied with the effectiveness of the Management's action plans to address the disclaimer of opinion. The Company's auditors have communicated with the Management on the action plans, and concur with the Management that the successful implementation of such plans will help to significantly improve the Group's liquidity. Barring unforeseen circumstances or change of situations and subject to satisfactory business operating results, the auditors will re-assess the Group's position of going concern when the Company's consolidated financial statements are ready for audit in or around February and March 2025.

MANAGEMENT DISCUSSION AND ANALYSIS

OTHER INFORMATION

Discloseable Transactions on 7 July 2023

On 7 July 2023, Guangdong Tat Chun Electronic Technology Co., Ltd., a 100%-owned subsidiary of the Company (the “**Listco Subsidiary**”), entered into a JV agreement with Shunde District Foshan City Finenet Printed Circuit Board Co. Ltd. (佛山市順德區匯達電路板有限公司) (the “**JV Partner**”), an independent third party, in relation to the joint establishment, investment and management in the JV company named Zhongshan Tat Chun Huiying Electronics Co., Ltd. (中山市達進匯盈電子有限公司) (the “**JV Company**”), for the purposes of engaging in the JV project in the PRC. The JV project aims to improve production efficiency and reduce production cost on PCB products. Pursuant to the JV agreement, the JV company shall have a registered capital of RMB10 million upon establishment which shall be contributed as to 51% (RMB5.1 million) by Listco Subsidiary and 49% (RMB4.9 million) by JV Partner. Further details of the transactions were set out in the Company’s announcement dated 7 July 2023.

Capital Reorganisation

On 3 August 2022, the Board proposed to implement a capital reorganisation of the issued share capital of the Company (the “**Capital Reorganisation**”), which comprises: (i) the Capital Reduction, involving the reduction of the issued share capital of the Company by cancelling the paid up capital to the extent of HK\$0.499 on each of the issued Existing Shares such that the par value of each issued Existing Share will be reduced from HK\$0.50 to HK\$0.001; (ii) the Share Premium Reduction, involving the reduction of the entire amount standing to the credit of the Share Premium Account, simultaneously with the Capital Reduction becoming effective; (iii) the Share Sub-division, involving the sub-division of each of the authorised but unissued Existing Shares with par value of HK\$0.50 each into 500 unissued New Shares with par value of HK\$0.001 each, immediately following the Capital Reduction becoming effective; and (iv) the credits arising from the Capital Reduction and the Share Premium Reduction be applied towards offsetting the accumulated losses of the Company as at the Effective Date and the balance of any such credit remaining after offsetting the accumulated losses be transferred to a distributable reserve account of the Company which may be applied by the Company in any manner as permitted under the applicable laws and the memorandum and articles of association of the Company. The resolutions regarding the Capital Reorganisation were approved at an extraordinary general meeting held on 30 September 2022. On 16 January 2023, an order granted by the Grand Court of the Cayman Islands (the “**Court**”) confirming the Capital Reduction and the minute approved by the Court containing the particulars required under the Companies Act of the Cayman Islands with respect to the Capital Reduction were filed and duly registered with the Registrar of Companies in the Cayman Islands. Following the satisfaction of all the conditions precedent to the Capital Reorganisation, the Capital Reorganisation became effective on 17 January 2023. Details of the Capital Reorganisation were disclosed in the Company’s announcements dated 3 August 2022, 2 September 2022, 30 September 2022, 11 November 2022 and 17 January 2023 the Company’s circular dated 5 September 2022.

Proposed Development of the New Phase of Development Site in Zhongshan

As disclosed in the Company’s announcement dated 2 February 2021, the Company is implementing the construction of the new phase of production facilities, involving two buildings of factory and office uses at the development site (“**Development Site**”) at Gaoping Boulevard, Sanjiao Town, Zhongshan City, Guangdong Province, the PRC which is adjacent to the Group’s existing production plant.

MANAGEMENT DISCUSSION AND ANALYSIS

OTHER INFORMATION *(continued)*

Proposed Development of the New Phase of Development Site in Zhongshan *(continued)*

The Development Site is a transferred land of industrial use with total site area of 65,999.7 square meters, with land use right of 50 years running from 1998 to 2048 being granted to the Company's indirect wholly-owned subsidiary, 中山市達進電子有限公司 (Zhongshan Tat Chun Electronics Co., Ltd.*) ("**Zhongshan TC**"). Due to the changes in the town planning and in support of the development of the Group as a quality industrial enterprise above designated size in accordance with the Government policy of delegation and streamlining of administrative functions, the maximum plot ratio permitted for the construction of buildings on the Development Site was increased from 1.5 times to 3.5 times (the "**Plot Ratio Relaxation**"). In response to that, the Group submitted building plans on the proposed development to the Government containing its proposal to construct the new phase of production facilities to be constructed on the Development Site with total gross floor area of 120,513.22 square meters and comprising two buildings of factory and office uses, each not exceeding eleven floors above ground and one basement level. The building plans regarding the proposed development has now been approved by the Government. Based on the current design of building plans, the total construction cost for the proposed development is estimated to be RMB270 million, which is expected to be financed by the Group's internal resources, external borrowings and equity fundraisings.

As disclosed in the Company's announcement dated 9 January 2023, Zhongshan TC entered into two project agreements with the People's Government of Sanjiao Town (the "**Town Government**") in relation to Project A and Project B (as mentioned below, collectively the "**Projects**"), i.e. the possible investment by the Group of Phase 3 Development at the Group's development site in Sanjiao Town, Zhongshan City. The Company emphasizes that given we are still in the process of Phase 2 Development, Phase 3 Development is only at an early planning stage and would only be commenced if it is in the best interests of the Group to do so, say, when the then-existing production facilities are close to full utilization, and there is sufficient funding available to the Group to complete the Projects. Further announcement(s) will be made by the Company if and when there is any significant development of the Projects which may trigger any disclosure obligations under the Listing Rules.

Project A

Project A involves the possible investment by the Group to construct new factory and ancillary premises with gross floor area of approximately 151,875.44 sq.m., at a site of industrial use which is situated at No. 98, Gaoping Boulevard, Sanjiao Town, Zhongshan City, Guangdong Province, the PRC, having a total site area of 65,999.7 square meters, with its land use right running until July and August 2048. Subject to the obtaining of building permit, the Group is expected to invest, or procure the investment of, RMB349,320,000 on the construction of Project A within specified time limit. Project A is expected to achieve an annual tax payment level of RMB26.68 million for at least one year during the performance supervision period of approximately 8 years commencing on the date of building permit.

Project B

Project B involves the possible investment by the Group to construct new factory and ancillary premises with gross floor area of approximately 248,333.45 sq.m., at a site of industrial use which is situated at No. 91, Gaoping Boulevard, Sanjiao Town, Zhongshan City, Guangdong Province, the PRC, having a total site area of 66,666.7 square meters, with its land use right running until September 2048. Subject to the obtaining of building permit, the Group is expected to invest, or procure the investment of, RMB571,170,000 on the construction of Project B within specified time limit. Project B is expected to achieve an annual tax payment level of RMB40 million for at least one year during the performance supervision period of approximately 8 years commencing on the date of building permit.

MANAGEMENT DISCUSSION AND ANALYSIS

OTHER INFORMATION *(continued)*

Information About Major Customers

During the Year, the five largest suppliers accounted for less than 30% of the Group's total purchases, and the five largest customers account for less than 30% of the Group's total revenue from sales.

Adoption of the amended and restated memorandum of association and articles of association

On 30 June 2023, the Company passed the special resolution to adopt the amended and restated memorandum and articles of association of the Company (the “**New M&A**”). The New M&A aims to, among others: (i) bring the memorandum and articles of association of the Company in line with the latest legal and regulatory requirements including the Core Shareholder Protection Standards as set out in Appendix A1 to the Listing Rules; (ii) introduce the procedures regarding the conduct of hybrid and electronic meetings; and (iii) make other consequential and housekeeping amendments.

SUBSEQUENT EVENTS

Subscriptions of New Shares Under General Mandate

On 31 January 2024, the Company and the Subscribers entered into the Subscription Agreements pursuant to which the Company has conditionally agreed to allot and issue, and the Subscribers have agreed to subscribe for, an aggregate of 133,883,000 Subscription Shares at the Subscription Price of HK\$0.10 per Subscription Share. The 133,883,000 Subscription Shares represents: (i) approximately 20.00% of the existing issued share capital of the Company; and (ii) approximately 16.67% of the issued share capital of the Company as enlarged by the issue of 133,883,000 Subscription Shares. The gross and net proceeds from the Subscriptions are expected to be approximately HK\$13.4 million and HK\$13.2 million, respectively. It is intended that the net proceeds from the Subscriptions will be used by the Company as to approximately HK\$11.2 million for the repayment of the Group's debts and liabilities when they fall due, and as to HK\$2 million for the Group's working capital (such as salaries, rental payments, professional fees and office overheads).

The completion of the Subscriptions took place on 22 February 2024, whereby 133,883,000 Subscriptions Shares were allotted and issued to the Subscribers at the Subscription Price of HK\$0.10 per Subscription Share.

ENVIRONMENTAL, SOCIAL AND GOVERNANCE REPORT

1. INTRODUCTION AND ENVIRONMENTAL, SOCIAL AND GOVERNANCE GUIDE

This Environmental, Social and Governance Report (the “**ESG Report**”) summarises the environmental, social and governance (“**ESG**”) initiatives, plans and performance of China Silver Technology Holdings Limited (the “**Company**”), and together with its subsidiaries collectively referred to as the “**Group**”), and demonstrates its commitment to sustainable development.

The Group adheres to the ESG management direction in accordance with the concept of sustainable development, and is committed to progress effectively and responsibly against the ESG affairs of the Group as a core part of its business strategy. Therefore, the Group believes that this is the key to its continuing success.

Company Profile

The Group successfully listed on the Main Board of The Stock Exchange of Hong Kong Limited on 23 June 2006. After years of experience and efforts in printed circuit boards (“**PCB**”), it has become a high-quality manufacturer of PCB. The Group’s PCB products are mainly applied in consumer electronics, computers and computer peripherals and communications equipment. The Group is also engaged in manufacturing and trading of LED lighting products and the trading of tower and electric cable. Its customer network mainly includes the People’s Republic of China (the “**PRC**”), the United States, Europe and Hong Kong. The Group has two PCB manufacturing plants located at Zhongshan with a total area of approximately 110,000 square meters and a total annual circuit board production capacity of approximately 5,711,500 square feet.

Group Culture, Philosophy and Vision

Based on the management consciousness of “Quality is the way to survive”, the Group implements comprehensive quality management and is committed to becoming a pioneer company in the circuit board industry.

Sustainable Development Concept

Persist to perform “Five Highs Five Lows”	High technology, high quality, high value-added, high efficiency, high return; Low emissions, low loss, low energy consumption, low repetition, low risk.
Willing to learn and be creative	To establish a concept of lifelong learning, willing to learn, appreciate learning, and constantly review and practice, so as to continuously broaden the horizon, and apply the learned knowledge to work to increase work efficiency and create benefits.
Team power is a magic weapon for success	Fully trust, give full play to the expertise of employees, strengthen the unity and cooperation among various departments, and enhance systematized and scientific management, so as to obtain the best benefits and win the competition.

ENVIRONMENTAL, SOCIAL AND GOVERNANCE REPORT

2. REPORTING FRAMEWORK

The report has been prepared with reference to the ESG Reporting Guide set out in Appendix C2 to the Main Board Listing Rules of the Stock Exchange of Hong Kong Limited (the “SEHK”).

In preparation of this report, due diligence has been taken to adhere to the Reporting Principles of “Materiality”, “Quantitative”, “Balance” and “Consistency”.

Materiality: We identified the most material ESG issues pertaining to our businesses through the materiality assessment, as disclosed in pages 38 to 40 of this Report. The materiality of issues was reviewed and confirmed by the Board.

Quantitative: This Report discloses key performance indicators (KPIs) in environmental and social aspects in a quantitative way wherever possible and gives comparative data. The Report discloses any standards, methodologies, assumptions and/or calculation tools used, or source of conversion factors used.

Balance: This Report complies with the principle of balance to present the current performance and management of the Group in ESG in an objective manner.

Consistency: Unless otherwise stated, this Report applies the data statistics and calculation methods that are consistent with those in last year ESG report to provide a meaningful comparison with data over previous years. Any significant changes regarding the reporting framework or calculation method arise, clear explanation will be disclosed in the corresponding sections.

This ESG Report has undergone the internal review process of the Group and was approved by the Board.

3. REPORTING SCOPE

The content of the report covers the Group’s ESG policies and measures, and compliance for the entire Group. The disclosure scope of related data includes the Group’s offices in Shenzhen and Hong Kong and manufacturing sites in Zhongshan. There were no changes to the reporting scope compared to the previous year. As the Group establishes greater capacity in data reporting, the Group shall expand the scope to include greater proportions of our businesses.

4. COMMENTS AND FEEDBACK

We make every effort to ensure consistency between the Chinese and English versions of this report. However, in the event of any inconsistency, the English version shall prevail.

The progress of the Group depends in part on stakeholders’ valuable comments. For any clarifications or advice regarding the content of this ESG Report, please forward your comments and suggestions to admin@csthld.com.

5. MISSION

The Group’s mission is to maximise quality assurance and efficiency while lowering emission and energy consumption. With this mission, the Group is committed to providing high quality management, ongoing innovation and team spirit to continue addressing the needs of our society. The Group endeavours to do so with sustainability values as a cornerstone.

ENVIRONMENTAL, SOCIAL AND GOVERNANCE REPORT

6. APPROACH TO SUSTAINABILITY

Our mission statement shows what the Group endeavours to be. The journey towards it is equally as important. Business longevity shall only be granted to those who look beyond short-term gain and consider the external impacts they have on the economy, society, and environment.

The Group identifies and evaluates the materiality of the diverse range of ESG topics that are interrelated with our business operations (See next section: Materiality Assessment). Validated by the Board, the most material ESG topics inform our corporate strategy.

The Group recognises Board commitment is crucial in our approach to sustainability. The Board conducts quarterly reviews of ESG-related goals and targets, including pollution index and recycling capacity. As the Group advances the sustainability journey, the Group endeavours to raise the Board's knowledge and awareness of the ESG landscape.

Board Statement

The Board has the overall responsibility for the Group's ESG strategy and reporting, which include the determination and evaluation of ESG related risks, and overseeing and ensuring of suitable and effective ESG risk management and internal control systems. The Board is also responsible for ensuring the smooth operation of strategic plan and vision, as well as operational guidelines for ESG matters. The Board has formed an ESG taskforce (the "**Taskforce**") to assist and advise the Board on the development and implementation of ESG strategies, policies and practices of the Group, and the review of ESG performance and targets. The Taskforce reports to the Board on a regular basis. It has the responsibility of collecting data from different departments and business operations and analysing (including but not limited to comparing with historical data) and verifying ESG data after collected, ensuring compliance with ESG-related laws and regulations, and preparing ESG reports. The ESG taskforce comprises of the staffs from different operating units to ensure the diverse backgrounds and expertise in ESG management. The Group will review the composition of the ESG taskforce on a regular basis. The Board will have meeting with the ESG taskforce at least once per year and receive briefings on any updated ESG issues and performance, including the progress of ESG related goals and targets, on a regular basis in order to ensure that the Group's ESG strategies, goals and targets are achieved. By reviewing and evaluating the implementation of policies, the Board is up-to-date regarding the ESG performance of the Group.

The Board performs annual review on the effectiveness of the Group's risk management and internal control systems, including the Group's ability to cope with its business transformation and changing external environment, the scope and quality of the management's review on risk management and internal control systems, the report of internal audit, the extent and frequency of communication with the Board in relation to risk management, any significant failures or weaknesses identified, their seriousness, the recommended remedial actions and the follow-up implementation status.

The Group has adopted a three-tier risk management approach to identify, evaluate and manage significant risks and opportunities, including ESG related risks and opportunities. The operating units of the Group, as a first line of defence, identify, evaluate, mitigate and monitor the risks, and report such risk management activities to the Group's management on a regularly basis. The Group's management, as the second line of defence, provides support to the operating units and ensure that the significant risks are properly managed and within the acceptable range and report the situation to the Board on a regularly basis. The Board, as the final line of defence, conducts an annual review of the overall effectiveness of the Group's risk management.

The Board tracks, reviews and follow up on the achievement of the main ESG issues (including ESG related goals and targets) at least once a year in order to bridge the gap between current progress and the expectations. The Board will also ensure the Group's policies are continuously implemented.

ENVIRONMENTAL, SOCIAL AND GOVERNANCE REPORT

7. MATERIALITY ASSESSMENT

Sustainable development encompasses a holistic spectrum of environmental and social aspects. In order to harness the related risks and opportunities, it is crucial for the Group to determine the most material aspects. The Group adopts the three-step process of identification, prioritization and validation to ensure sustainability topics are being managed and reported in accordance with their materiality.

(1) Identification

All fundamental sustainability topics were identified in accordance with the ESG Reporting Guide. Along with peer group analysis, the Group has determined the following topics that are deemed to have impacts on the environment and society through our operations.

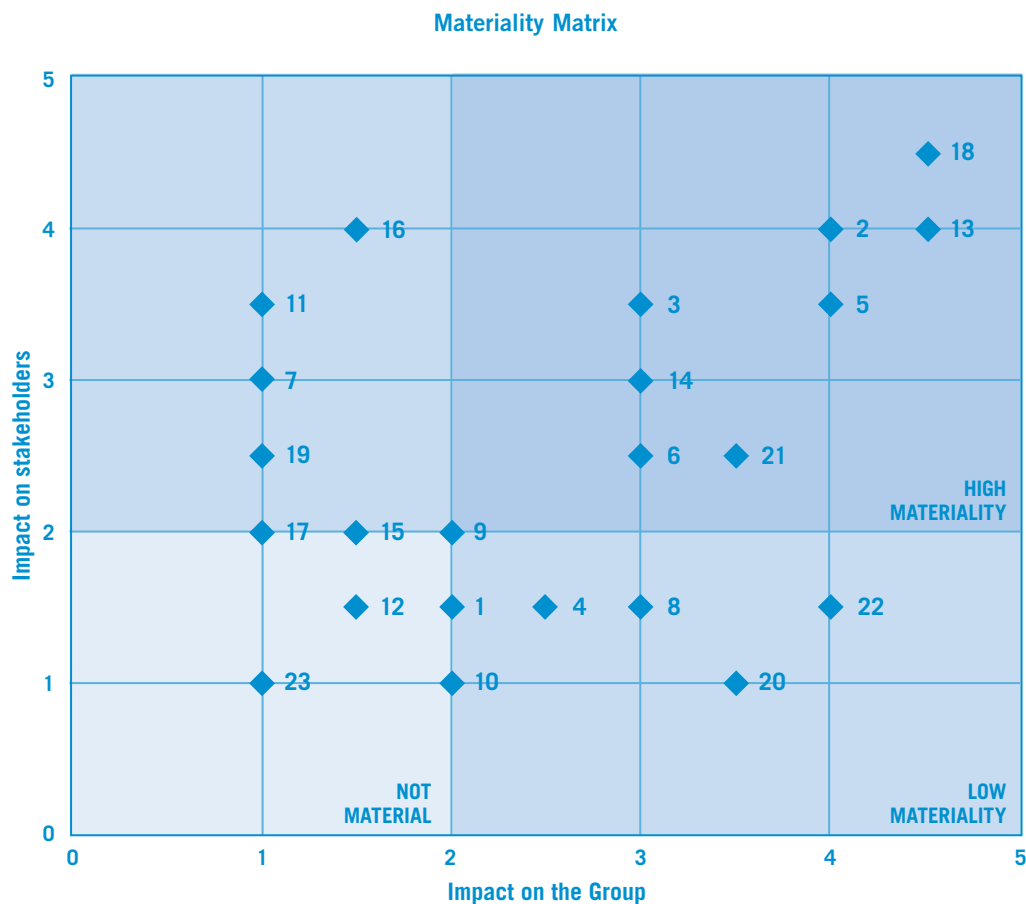
ESG Aspects		Material ESG issues for the Group
A. Environmental	A1 Emissions	1. Air Emission 2. Wastewater Discharges 3. Greenhouse Gas Emission 4. Hazardous Waste Management 5. Non-hazardous Waste Management
	A2 Use of Resources	6. Energy Consumption 7. Water Consumption 8. Packaging Material Consumption 9. Environmental Risk Management
	A3 The Environment and Natural Resources	
	A4 Climate Change	10. Climate Change Strategy
B. Social	B1 Employment	11. Employment & Remuneration Policies 12. Equal Opportunity & Diversity
	B2 Health and Safety	13. Occupational Health & Safety
	B3 Development and Training	14. Employee Development
	B4 Labour Standards	15. Anti-child and Forced Labour
	B5 Supply Chain Management	16. Supply Chain Management 17. Sustainable Procurement
	B6 Product Responsibility	18. Quality & Safety of Products/Services 19. Customer Satisfaction 20. Customer Data Privacy Protection
	B7 Anti-corruption	21. Protection of Intellectual Property Rights, Ethical Marketing Communication and Product Labelling
	B8 Community Investment	22. Anti-corruption and Anti-competitive practices 23. Community Investment

ENVIRONMENTAL, SOCIAL AND GOVERNANCE REPORT

7. MATERIALITY ASSESSMENT *(continued)*

(2) Prioritization

To determine the materiality of the selected ESG topics, the views of senior management of respective operational regions were sought. The senior management, who possesses a high-level view of all the topics, was asked to score the importance of each ESG topic to stakeholder groups and the Group in each of their perspective. The topmost-right quadrant determines the topics of high materiality.



Highly Material Topics

No. Topics

- 18 Quality & Safety of Goods/Services
- 13 Occupational Health & Safety
- 2 Wastewater Discharges
- 5 Non-hazardous Waste Management
- 3 Greenhouse Gas Emission
- 21 Protection of Intellectual Property Rights, and Ethical Marketing Communication and Product Labelling
- 14 Employee Development
- 6 Energy Consumption
- 9 Environmental Risk Management (including climate change)

ENVIRONMENTAL, SOCIAL AND GOVERNANCE REPORT

7. MATERIALITY ASSESSMENT *(continued)*

(3) Analysis, evaluate and validation

The report discloses all the high and low material topics. To address topics that matter most to our stakeholders, topics of high materiality are discussed in more depth throughout the report.

8. STAKEHOLDER ENGAGEMENT

The Group believes that identifying and addressing stakeholder views lay a solid foundation to the long-term growth and success of the Group. The Group engages with a wide network of stakeholders, including employees, customers, suppliers, business partners, shareholders, the government and community.

The Group develops multiple engagement channels that provide opportunities for stakeholders to express their views on the Group's general business conduct and sustainability management, and are summarised in the following table. To reinforce mutual trust and respect, the Group is committed to maintaining effective communication channels, both formally and informally, with stakeholders to enable the Group to better shape its business strategies in order to respond to their needs and expectations, anticipate risks and strengthen key relationships.



ENVIRONMENTAL, SOCIAL AND GOVERNANCE REPORT

8. STAKEHOLDER ENGAGEMENT *(continued)*

Stakeholder	Engagement channels	Topics of Interest/Concern
Shareholders & Investors	<ul style="list-style-type: none"> • General meetings • Regular corporate publications including financial reports & ESG report • Circulars and announcements • Corporate website • Direct communication • Meetings and responses to phone and written enquiries 	<ul style="list-style-type: none"> • Business strategies and sustainability • Financial performance • Corporate governance
Employees	<ul style="list-style-type: none"> • Performance appraisals • On-the-job coaching • Trainings • Internal memorandum • Social media • Human resources manual • Exit interview 	<ul style="list-style-type: none"> • Training and development • Employee remuneration • Rights and benefits • Working hours • Occupational health and safety • Equal opportunities • Sexual harassment
Customers	<ul style="list-style-type: none"> • Corporate website • Social media • Direct communication • Emails • Complaint and feedback hotlines • Business meetings 	<ul style="list-style-type: none"> • Products and service quality and reliability • Client information security • Business ethics
Suppliers and business partners	<ul style="list-style-type: none"> • Business meetings • Tendering for procurement of products or services 	<ul style="list-style-type: none"> • Fair competition • Fulfilment of promises • Payment schedules
Government & other regulatory authorities	<ul style="list-style-type: none"> • Statutory filings and notification • Regulatory or voluntary disclosures 	<ul style="list-style-type: none"> • Compliance with laws and regulations • Treatment of inside information • Co-operation with enquiries
Community & the public	<ul style="list-style-type: none"> • Community activities • Donations • Corporate website • Social media 	<ul style="list-style-type: none"> • Fair employment opportunities • Environmental protection

ENVIRONMENTAL, SOCIAL AND GOVERNANCE REPORT

9. ENVIRONMENTAL RESPONSIBILITY

The Group is committed to providing quality printed circuit boards and LED lighting to clients in a clean and sustainable manner. Due to our business nature, the Group strictly complies with the Environmental Protection Law of the PRC, Water Pollution Prevention Law of the PRC, Air Pollution Prevention Law of the PRC, Law of the People's Republic of China on Prevention and Control of Environmental Noise Pollution, Law on Prevention and Control of Pollution Environment by Solid Waste of the PRC. The Group also pays environmental protection taxes in accordance with the Environmental Protection Tax Law of the PRC on taxable pollutants directly discharged to the environment. Environmental impacts in our operational facilities and offices are managed by Environmental Management Systems (EMS) certified under the ISO 14001. Led by external environmental consultancy, the EMS ensures strict environmental compliance, as well as continuous improvement towards cleaner production. Yearly review of the system is conducted to ensure its effectiveness. The Group strives to drive improvement to continuously reduce our emissions and waste generation, as well as conserve energy and water resources.

Aspect A1: Air Emissions & Waste Generated

The Group implements robust systems that ensure all discharges to air, water and land are compliant with regulatory standards. During the Year, the Group has encountered no incidents of non-compliance with all applicable laws and regulations related to air emissions, effluent discharges, noise emissions, greenhouse gases, waste at all operating regions. Major applicable laws and regulations are detailed in respective sections.

Air Emissions

The Group's air emissions are mainly released from the vehicle fleets which include the emission of Sulphur Oxides (SO_x), Nitrogen Oxide (NO_x) and Particulate Matter (PM). The fleets undergo regular maintenance to maintain fuel efficiency, which thereby reduces emissions. All machines are limited to minimal use so as to improve site air quality. In addition to meeting statutory requirements through various control measures in place, the Group devoted resources to further curb the release of air pollutants during the Year.

The Group follows a set of procedures which are referenced from legal requirements and standards, and research on the planning and control of different resources. The Group has two measurements in terms of handling industry exhaust. The hot gas generated in the normal production process is harmless exhaust gas, which will be discharged directly outside the factory building through the axial flow fan. Other gases will be pumped from a dust fan. Purification treatment will then be applied and its wastewater will be discharged to the wastewater station for unified treatment through the pipeline. In addition, the Group conducts regular maintenance of ventilation and other equipment. Also, the Group prioritises cleaning measures with high energy efficiency and low air emission. We have implemented other procedures to reduce the air emission, include but not limited to the following:

- Require staff to turn off engines when vehicles are not in use;
- Apply unleaded fuels and low carbon fuels to vehicles;
- Eliminate vehicles that are not complying with national standards according to national carbon emission laws;
- Conduct regular inspections and reviews to ensure engine efficiency remain highest; and
- Optimize operation procedures to reduce idling rate to the minimal.

ENVIRONMENTAL, SOCIAL AND GOVERNANCE REPORT

9. ENVIRONMENTAL RESPONSIBILITY *(continued)*

Aspect A1: Air Emissions & Waste Generated *(continued)*

Air Emissions (continued)

During the Year, the Group's air emissions of Sulphur Oxides (SO_x), Nitrogen Oxide (NO_x), and Particulate Matter (PM) were recorded. As presented in the table below, the Group released 0.5 kg, 186.2 kg and 18.0 kg of sulphur oxide, nitrogen oxide, and particulate matter in the Year.

Air emissions	Unit	2023	2022
Sulphur oxide	kg	0.5	0.6
Nitrogen oxide	kg	186.2	214.0
Particulate matter	kg	18.0	20.7

Effluent Discharges

The Group will produce industrial wastewater during the manufacturing processes which will then transport to the municipal pipeline for purification treatment. According to the production capacity and monitoring results, the Production Engineering Department evaluates the discharge volume of wastewater every three months, and the volume of chemical oxygen demand and total copper in the wastewater discharge will be tested per month. In addition, all purification towers of the whole plant will be inspected once a day, including the purification tower control box, host tower, and circulating water daily inspection. The Group puts every effort in reducing the influences of effluent discharge to the environment through continuous monitoring.

Regarding the domestic wastewater, the Group examines the water quality before discharge to ensure they meet the national and local environmental requirements. The Group has actively put forward specific reduction plans and established the water quotas for each production process, so as to minimise the emission of wastewater. To ensure that sewage generated by the Group will meet the discharge requirements under the laws, regulations and quality control system, the Group has established a sewage treatment facility within the plant premises, while we have formulated a series of procedural instructions, including "Wastewater Treatment Work Instructions", "Sludge Dehydrator Work Instructions", etc., for the purposes of proper treatment of chemical substances and impurities contained in the sewage. The Group also arranges various departments to cooperate with each other to monitor and ensure the execution effectiveness of the sewage reduction plans. The Group will continue feature upgrades of the building facilities and installations and monitor the effluent discharges on a monthly basis and follow-up with those exceeding the normal effluent discharges standards. The Group will continue to review the effectiveness of the existing initiatives on a regular basis.

Effluent discharges	Unit	2023	2022
Effluent discharge	cubic meter	73,200	83,284.1

ENVIRONMENTAL, SOCIAL AND GOVERNANCE REPORT

9. ENVIRONMENTAL RESPONSIBILITY *(continued)*

Aspect A1: Air Emissions & Waste Generated *(continued)*

Noise Emissions

The plants and machinery of the production process are the major source of noise emissions. Our adherence to strict procedures ensures these hazards are managed effectively. Statutory noise permits must be acquired prior to any operation to be conducted during restricted times of the day. Regular monitoring of noise emission levels ensures operations are compliant to regulatory levels. All equipment use meets noise-related specifications and employees use personal protective equipment that mitigate against noise hazards. The Group will continue feature upgrades of the building facilities and installations and monitor the noise emissions on a monthly basis and follow-up with those exceeding the normal noise emissions standards. The Group will continue to review the effectiveness of the existing initiatives on a regular basis.

The major applicable laws and regulations related to control of noise emissions include “Law of the People’s Republic of China on Prevention and Control of Environmental Noise Pollution”.

Greenhouse Gas Emissions and Climate Change Mitigation

Climate change adaptation and mitigation is no longer only the subject of a select few, but a matter to all members of the society. The corporate sector is increasingly becoming aware of the potential impacts climate change risks present to their bottom line. Albeit in the early stages, the Group has commenced the integration of climate change risks and opportunities within our business strategies.

To implement an effective approach to climate change mitigation, it is important to have a comprehensive understanding of the sources of the Group’s carbon emissions. The Group’s carbon footprint, presented in the table below, is primarily due to consumption of electricity. During the Year, the Group generated a total of 6,501.4 tonnes of carbon dioxide equivalent (tCO₂e) of greenhouse gases (Scope I & II), resulting in a carbon intensity of 11.4 tCO₂e per 10,000 square feet. Other than the existing initiatives, we strive to reduce our greenhouse gas emissions through lowering of our energy consumption from the major areas which include air conditioning and lighting systems. The Group will continue feature upgrades of the building facilities and installations and monitor the electricity usage on a monthly basis and follow-up with those exceeding the normal usage standards. The Group will continue to review the effectiveness of the existing initiatives on a regular basis.

ENVIRONMENTAL, SOCIAL AND GOVERNANCE REPORT

9. ENVIRONMENTAL RESPONSIBILITY *(continued)*

Aspect A1: Air Emissions & Waste Generated *(continued)*

Greenhouse Gas Emissions and Climate Change Mitigation *(continued)*

GHG Emissions ⁽¹⁾	Unit	2023	2022
Scope I (Direct Emissions) ⁽³⁾	tCO ₂ e	85.6	98.6
Mobile combustion	tCO ₂ e	85.6	98.6
Scope II (Indirect Emissions)	tCO ₂ e	6,415.8	7,304.8
Electricity purchased	tCO ₂ e	6,415.8	7,304.8
Scope III (Other Indirect Emissions)	tCO ₂ e	108.3	117.4
Paper waste disposed at landfills ⁽⁴⁾	tCO ₂ e	0.2	0.2
Fresh water and sewage processing	tCO ₂ e	108.1	117.2
Total (Scope I & II)	tCO ₂ e	6,501.4	7,403.4
Total (Scope I, II & III)	tCO ₂ e	6,609.7	7,520.7
Carbon intensity per 10,000 square feet ⁽²⁾ (Scope I & II)	tCO ₂ e/10,000 sq.ft.	11.4	13.0

Note (1): GHG emission data is presented in terms of carbon dioxide equivalent and the sources adopted for reporting on GHG emission is based on, but not limited to, “The Greenhouse Gas Protocol: A Corporate Accounting and Reporting Standards” issued by the World Resources Institute and the World Business Council for Sustainable Development, “Notice on doing a Good Job in 2023-2025 Reporting and Management of Greenhouse Gas Emissions of Power Generation Enterprises” issued by the Ministry of Ecology and Environment of the People’s Republic of China in 2023, “How to prepare an ESG Report-Appendix II: Reporting Guidance on Environmental KPIs” issued by the HKEX and the 2006 IPCC Guidelines for National Greenhouse Gas Inventories;

Note (2): Intensities in 2023 and 2022 were calculated by dividing the amount of Scope I and II emissions by the Group’s PCB production amounted to a total area of 5,711,500 square feet;

Note (3): Air emissions included only the air pollutants in the exhaust gas from vehicles for transportation; and

Note (4): Paper consumption = paper inventory at the beginning of reporting period + paper added to inventory during reporting period – paper collected for recycling purposes – paper inventory at end of the reporting period.

The Group is committed to reducing our carbon footprint. Scope I and II emissions are addressed through our energy reduction initiatives (See Section: A2.1 Energy Consumption). Scope III emissions incur throughout our value chain, and the Group has implemented the following measures to minimise such emissions.

- The Group makes utmost effort to avoid business travelling and opt for direct flights when unavoidable;
- The Group makes extensive use of video-conferencing, as opposed to business travelling. During the Year, the Group made no business air travels owing to the novel Coronavirus epidemic; and
- Green building within the plant areas are vigorously introduced.

ENVIRONMENTAL, SOCIAL AND GOVERNANCE REPORT

9. ENVIRONMENTAL RESPONSIBILITY *(continued)*

Aspect A1: Air Emissions & Waste Generated *(continued)*

Greenhouse Gas Emissions and Climate Change Mitigation (continued)

	Targets	Progress of the current year	Steps taken
GHG emission	<p>By 2027, reduce the GHG emission intensities (Scope I and Scope II) by 3% as compared with the baseline in 2021.</p> <p>In 2023, the GHG emission intensities (Scope 1 and Scope 2) decreased approximately 12% compare to 2022.</p>	Targets achieved	The Group commits to improve its efficiency by applying innovative technologies, optimising production process and strengthening internal monitoring and management on GHG emissions. The Group will also seek opportunities to offset its carbon emissions through investment and planting activities.

Hazardous Waste Management

Major hazardous waste generated from the business operations include metal waste scraps, dye and coating waste, ink waste, plastic waste and others. They are collected and treated by authorised contractors who possess qualification “hazardous waste business license”. The amount of disposed waste are recorded and matched with contractor reports to ensure all matter is entirely disposed in the most appropriate manner. At each stage, clear protocols have been established to ensure all handling and storage of the hazardous matter and chemical substances are in a safe and secure manner. Any incidents of spillage or leakage is handled under proper protocol and documented.

The major applicable laws and regulations related to control of hazardous waste include but not limited to “Pollution Control Standard for Hazardous Waste Storage (GB18597-2001)”, “Waste Electronic and Electrical Equipment (“WEEE”) Directive”. To embody sustainable development principles, the Group has employed the following measures and initiatives that reduce the impacts of generated hazardous waste during the Year.

- The Group provides clear work guidelines and protective equipment for the employees;
- Employees receive training courses on hazardous waste and chemical handling at the beginning of employment;
- Hazardous waste must be classified and stored in the isolated area of the plant; and
- The Group held drills in regular basis in order to response to different types of leakage.

ENVIRONMENTAL, SOCIAL AND GOVERNANCE REPORT

9. ENVIRONMENTAL RESPONSIBILITY *(continued)*

Aspect A1: Air Emissions & Waste Generated *(continued)*

Hazardous Waste Management (continued)

During the Year, the Group generated a total of 700 tonnes of hazardous waste, resulting in a hazardous waste intensity of 1.2 tonnes per 10,000 square feet.

Hazardous Waste	Unit	2023	2022
Hazardous waste	tonnes	700	1,024
Hazardous waste intensity ⁽¹⁾	tonnes/10,000 sq.ft.	1.2	1.8

Note 1: Intensities in 2023 and 2022 were calculated by dividing the amount of hazardous waste by the Group's PCB production amounted to a total area of 5,711,500 square feet.

Non-hazardous Waste Management

The typical non-hazardous waste generated by the Group's operations includes industrial waste, office waste and paper waste. As of now, the majority of our waste is disposed at the landfill by qualified contractors. The Group strives to place greater emphasis on the reduction of waste generated then waste reusing and recycling, since the process more often incurs greater environmental impacts than waste reduction approaches.

Seeking to contribute to the closed-loop economy, the Group has employed the following measures and initiatives to reduce the generation of non-hazardous waste, and raise recycling rates.

- The Group takes recycling seriously. Waste is classified into general, recyclable, metals, construction and paper waste through colour-coated bins. The wastes are then collected by sub-contractors on a regular basis;
- The Group takes solid measures to minimise our paper usage and waste in our office-based operations. Printing volume is monitored, and systems are set default to duplex and economical modes with printing quota. Electronic system for filing and documentation has also been adopted in several offices;
- Staff is required to employ double-page printing if possible; and
- Staff is encouraged to avoid printing by sending and receiving documents through digital methods.

ENVIRONMENTAL, SOCIAL AND GOVERNANCE REPORT

9. ENVIRONMENTAL RESPONSIBILITY *(continued)*

Aspect A1: Air Emissions & Waste Generated *(continued)*

Non-hazardous Waste Management *(continued)*

During the Year, the Group generated a total of 186.1 tonnes non-hazardous waste, resulting in a non-hazardous waste intensity of 0.3 tonnes per 10,000 square feet. The Group has planned more cautiously in handling methods for various types of waste.

Non-hazardous Waste ⁽¹⁾	Unit	2023	2022 ⁽³⁾
Non-hazardous waste	tonnes	186.1	201.4
Non-hazardous waste intensity ⁽²⁾	tonnes/10,000 sq.ft.	0.3	0.4

Note 1: Paper consumption = paper inventory at the beginning of reporting period + paper added to inventory during reporting period – paper collected for recycling purposes – paper inventory at end of the reporting period; and

Note 2: Intensities in 2023 and 2022 were calculated by dividing the amount of non-hazardous waste by the Group's PCB production amounted to a total area of 5,711,500 square feet.

Note 3: The Group has improved the data collection system to retrieve the information of domestic waste amount in 2022.

	Targets	Progress of the current year	Steps taken
Waste management	By 2027, reduce the waste discharge intensities by 5% as compared with the baseline in 2021. In 2023, the total waste discharge intensities decreased approximately 28% compare to 2022.	Targets achieved	The Group will continue to implement the existing initiatives on hazardous and non-hazardous wastes reduction.

Aspect A2: Use of Resources

The Group is committed to continually monitoring and improving resource efficiency as an integral part of business strategy and operating methods, as well as complying with relevant government policies and environmental legislations. During the Year, the Group has encountered no incidents of non-compliance with all applicable laws and regulations related to the use of energy and water resources at all operating regions. Major applicable laws and regulations are detailed in respective sections.

ENVIRONMENTAL, SOCIAL AND GOVERNANCE REPORT

9. ENVIRONMENTAL RESPONSIBILITY *(continued)*

Aspect A2: Use of Resources *(continued)*

Energy

The Group's energy profile consists of the use of vehicle fuel and electricity for office and site operations. To achieve high energy efficiency, the Group has established effective energy surveillance and assessment system, pursuant to which, the corresponding energy management functions are established, and energy conservation has been identified as part of our fundamental policies. At each of our site, the Group conducts comprehensive analysis based on accurate records of fuel consumption and electricity monitoring. In accordance with the energy management system, we formulate and conduct regular inspections over our energy targets to continuously improve the energy efficiency of the Group. The Group reviews the energy management system annually to formulate our energy conservation goals and targets. Through consistent energy surveillance and assessment system, energy waste is stamped out by monitoring major energy-consuming equipment as well as analyzing and managing the power consumption of each department.

During the Year, our offices and facilities have invested resources to the following initiatives for the purposes of conserving energy:

- LED lights, lamps, UV lights, and other energy-saving equipment and consumables are prioritised to enhance the energy efficiency;
- Automatic shutdown schedule is set for all production equipment, which will cease the operation when the shutdown schedule is due to preventing the waste of energy;
- In case of low production capacity, the use of large-power production lines is avoided to minimise the consumption of electricity;
- The production department is required to control the number of production equipment in service at the production workshops in accordance with the planned production capacity, and shall submit applications to the department head for additional operating equipment at production workshops;
- Equipment shall be prevented from frequently alternating between powering off and on;
- In case that production insufficiency requires additional production workshops, additional energy consumption caused by different performances of equipment shall be assessed;
- The lighting in whole or in part will be shut down if workshops and other public facilities receive sufficient daylight;
- Some centralised air-conditioners and ventilation systems shall be powered off during public holidays or when the production capacity is not fully utilized and overtime is not required;
- The centralised air-conditioning temperature for production workshops shall be capped for a certain level;
- All windows of the workshops shall remain closed; and
- Use of workshop fans is prohibited during winter.

ENVIRONMENTAL, SOCIAL AND GOVERNANCE REPORT

9. ENVIRONMENTAL RESPONSIBILITY *(continued)*

Aspect A2: Use of Resources *(continued)*

Energy *(continued)*

During the Year, the Group consumed 316.7 and 11,319.8 mWh of direct and indirect energy respectively, resulting in a total energy intensity of 20.4 mWh per 10,000 square feet. Other than the existing initiatives, we strive to reduce our greenhouse gas emissions through lowering of our energy consumption from the major areas which include vehicle fuel and electricity for office and site operations. The Group will continue feature upgrades of the building facilities and installations and monitor the electricity usage on a monthly basis and follow-up with those exceeding the normal usage standards.

Energy consumption ⁽¹⁾	Unit	2023	2022
Direct	mWh	316.7	364.7
Diesel	mWh	148.3	166.2
Petrol	mWh	168.4	198.6
Indirect	mWh	11,319.8	12,879.3
Electricity purchased	mWh	11,319.8	12,879.3
Total (Direct & Indirect)	mWh	11,636.5	13,244
Energy intensity ⁽²⁾	mWh/10,000 sq.ft.	20.4	23.2

Note 1: The methodology adopted for energy conversion of the energy resources of the Group was based on the IPCC Default Net Calorific Values Database and “How to Prepare an ESG Report – Appendix 3: Reporting Guidance on Social KPIs” issued by the Stock Exchange; and

Note 2: Intensities in 2023 and 2022 were calculated by dividing the amount of energy consumption by the Group’s PCB production amounted to a total area of 5,711,500 square feet.

	Targets	Progress of the current year	Steps taken
Energy consumption	By 2027, reduce the energy intensities by 3% as compared with the baseline in 2021. In 2023, the energy intensities decreased approximately 12% compare to 2022.	Targets achieved	The Group will continue to commits to focus its efforts on improving energy efficiency of its equipment through upgrades and procurement.

ENVIRONMENTAL, SOCIAL AND GOVERNANCE REPORT

9. ENVIRONMENTAL RESPONSIBILITY *(continued)*

Aspect A2: Use of Resources *(continued)*

Water Resources

At the Group, our water usage is solely confined to domestic purposes, such as maintaining hygiene facilities. The Group withdraws water solely from municipal water supplies, and thus is not subject to any issues in sourcing water. However, water resources should not be taken for granted and conserved to ensure a sustainable future. We encourage all employees and customers to take the initiative to conserve water and develop this into a good habit so that water consumption in the office, domestic, and production hours can be reduced. We will continue to review the effectiveness of the existing initiatives on a regular basis.

During the Year, our offices and facilities have invested resources in the following initiatives:

- The Group takes stringent measures to prevent water loss through leakages at all regions, such as conducting regular pipe inspections and prompt repair works;
- The flow volume of the flow meters used during the production shall be controlled, and water-based equipment shall be timely powered off when the water level falls to zero to conserve water; and
- The Group alleviates burden on the municipal water supplies by collecting rooftop run-off water for irrigation of facility's gardens.

During the Year, the Group consumed a total of 173,198 cubic metre of water, resulting in a water intensity of 303.2 cubic meter per 10,000 square feet. The decrease in water consumption in 2023 was mainly owing to the decrease in production.

Water consumption	Unit	2023	2022
Water	M ³	173,198	184,677
Water intensity ⁽¹⁾	M ³ /10,000 sq.ft.	303.2	323.3

Note 1: Intensities in 2023 and 2022 were calculated by dividing the amount of water consumption by the Group's PCB production amounted to a total area of 5,711,500 square feet.

	Targets	Progress of the current year	Steps taken
Water consumption	By 2027, reduce the water consumption intensities by 3% as compared with the baseline in 2021.	Targets achieved	The Group plans to invest advanced water recycling to enhance water efficiency
	In 2023, the energy intensities decreased approximately 6% compare to 2022.		

ENVIRONMENTAL, SOCIAL AND GOVERNANCE REPORT

9. ENVIRONMENTAL RESPONSIBILITY *(continued)*

Aspect A2: Use of Resources *(continued)*

Packaging Material

The Group's PCB and LED products use packaging material that mainly consist of carton boxes, cardboard and bubble wrap. Instead of just complying with "The Producer Responsibility Obligations Regulations" of the PRC, the Group aims to consider more sustainable approaches to our product packaging early in the design phase, such as biodegradable packaging whenever possible. Since one of the premises that contributed to most of the packaging discontinued, the packaging material consumed during the Year was minimal.

Aspect A3: The Environment and Natural Resources

The Group is committed to providing a complete picture of our environmental impacts. The Group strives to build an eco-conscious culture that ingrains positive lifestyle and habits among employees. The Group encourages the use of public transportation, and offer job ticket incentives at some locations. Our event management is also an avenue by which the Group seeks to integrate sustainability principles. Events are usually held on-site and avoid the use of disposal utensils. For catering, locally grown/produced items are preferred as opposed to packaged items with a higher carbon footprint. Green procurement is adopted at some locations through purchasing the eco-friendly cleaning solutions.

Besides optimizing productions and operations, the Group also makes efforts to advance the plant greenery. Through greenery within the plant areas, the Group purifies the air within the plant premises, lowers the noise level, and enhances our image.

Aspect A4: Climate Change

The corporate sector has become increasingly aware of the potential types of impact climate change risks present to their bottom line, as well as the opportunities to transit to a low-carbon economy offers to the private sphere. Albeit in the early stages, the Group has commenced the integration of climate change risks and opportunities within our business strategies. As mentioned previously, the Group has adopted a three-tier risk management approach to identify, evaluate and manage significant risks and opportunities, including conduct an assessment into climate-related risks and opportunities that may have impacts to our businesses. Our Group will conduct an risk assessment at least once a year to cover the current and potential risks faced by our Group's business, including the potential risks arising from the impacts of climate change. The Group reviews the impact of climate change on its operation on a regular basis and formulates measures to address risks and achieve sustainable operations.

ENVIRONMENTAL, SOCIAL AND GOVERNANCE REPORT

9. ENVIRONMENTAL RESPONSIBILITY *(continued)*

Aspect A4: Climate Change *(continued)*

Risk	Potential impacts	Steps taken
<p>Physical Risk</p> <p>The increased frequency and severity of extreme weather such as typhoons, storms, floods, heatwaves and heavy rains</p>	<p>This can disrupt the Group's operations by damaging the power grid, and communication infrastructures, and injuring the employees during their work, leading to reduced capacity and decreased in productivity, or expose the Group to risks associated with non-performance and delayed performance.</p>	<p>To minimise the potential risks and hazards, the Group implements flexible working arrangements and precautionary measures during bad or extreme weather conditions. The Group has formulated emergency plans to deal with extreme weathers, which aims to reduce the disruption and loss due to suspension of operations.</p>
<p>Transition Risk</p> <p>The Group anticipates that there will be more stringent climate and environmental legislations, rules and regulations</p>	<p>The stricter environmental laws and regulations and the increasing requirements of climate-related information disclosures will cause the Group's compliance cost to surge and may expose the Group to higher risks of claims and lawsuits. Corporate reputation may also decline due to failure to meet the compliance requirements for climate change. Extra capital investment and compliance costs may require to fulfill the more stringent requirements.</p>	<p>In response to the policy and legal risks as well as the reputation risks, the Group monitors existing and emerging trends, policies and regulations relevant to environmental and climate change on a regular basis. The Group also be prepared to inform the top management where necessary to avoid cost increments, noncompliance fines and/or reputational risks due to delayed response. The Group strives to improve its ESG performance through the maintenance of good corporate governance standard, stakeholder communication and business diversification.</p>

ENVIRONMENTAL, SOCIAL AND GOVERNANCE REPORT

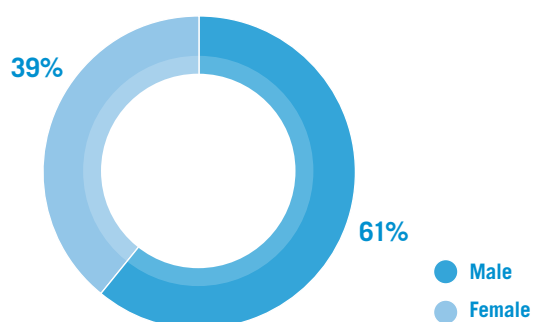
10. EMPLOYEE CARE

It is essential for the Group to build strong and lasting relationships with employees. By maintaining honest and authentic dialogue with our staff, the Group seeks to address their needs and views that ensure our conduct is responsible at all times. The Group commits to offering a fair and safe workplace with opportunities for staff development.

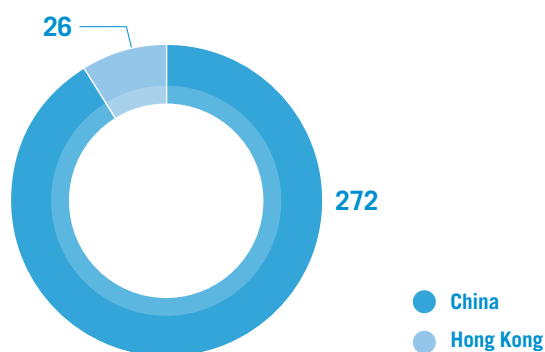
Aspect B1: Employment

As at 31 December 2023, the Group employed a total of approximately 298 employees, of which 183 and 115 are male and female staff respectively. The Group employed 296 and 2 full-time and part-time staff respectively, with the majority in the age group of 30-49.

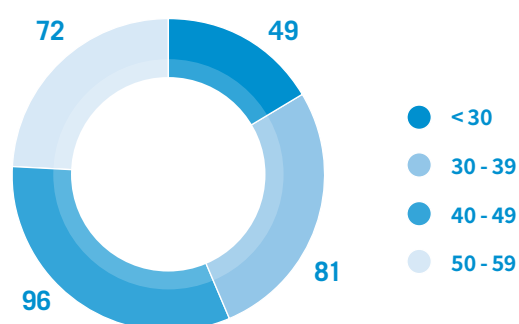
Workforce by Gender in FY2023



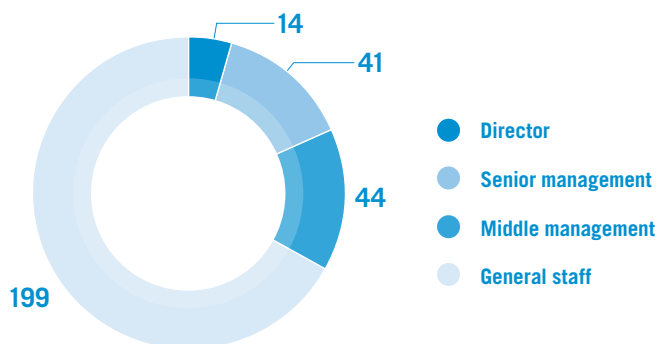
Workforce by region in FY2023



Workforce by Age in FY2023



Workforce by Employment Type in FY2023



ENVIRONMENTAL, SOCIAL AND GOVERNANCE REPORT

10. EMPLOYEE CARE *(continued)*

Aspect B1: Employment *(continued)*

Year	2023	2022
Group	298	372
<i>Workforce by gender</i>		
Male	183	234
Female	115	138
<i>Workforce by employment type</i>		
Full-time	296	367
Part-time	2	5
<i>Workforce by age group</i>		
<30	49	63
30-39	81	102
40-49	96	128
50-59	72	79
<i>Workforce by employee category</i>		
Director	14	14
Senior management	41	38
Middle management	44	46
General staff	199	274
<i>Workforce by region</i>		
The PRC	272	348
Hong Kong	26	24

Note: The employment data in headcount was obtained from the Group's Human Resources Department based on the employment contracts entered into between the Group and its employees. The data covered employees engaged in a direct employment relationship with the Group according to relevant local laws and workers whose work and/or workplace was controlled by the Group. The methodology adopted for reporting on employment data set out above was based on "How to Prepare an ESG Report – Appendix 3: Reporting Guidance on Social KPIs" issued by the Stock Exchange.

ENVIRONMENTAL, SOCIAL AND GOVERNANCE REPORT

10. EMPLOYEE CARE *(continued)*

Aspect B1: Employment *(continued)*

The Group adheres to a people-oriented approach, respects and safeguards the legitimate interests of every employee, standardizes labour employment management, protects employees' occupational health and safety. The Group also enhances democratic management, protects the vital interests of employees, and fully respects and values their enthusiasm, initiative and creativity in order to build a harmonious labour relations. Based on principles of fairness and equality, the Group's staff handbook contains concrete policies relating to relevant labour laws, regulations and industry practices, covering areas such as compensation, dismissal, promotion, working hours, recruitment, rest periods, diversity and other benefits and welfare. The Group encourages internal communications between staff and employees through channels like information box and company websites. We also set up an internal mutual fund for staff to donate for the purpose of offering assistance for staff that has financial difficulties. During the Year, the Group has encountered no incidents of non-compliance with all applicable laws and regulations related to employment at all operating regions, including the "Labour Law of the People's Republic of China" and the "Labour Contract Law of the People's Republic of China" in the PRC, and the Employment Ordinance, (Chapter 57 of the Laws of Hong Kong) and Minimum Wage Ordinance (Chapter 608 of the Laws of Hong Kong).

Remuneration and welfare

The Group has established a fair, reasonable, and competitive remuneration system for salary payments to employees based on the principle of fairness, competition, incentives, reasonableness, and legality. Promotion and salary increments are assessed based on a related basis performance. The Group's remuneration policy is reviewed regularly, with reference to the legal framework, market conditions and the performance of the Group and individual staff. Employees may join Group Medical Insurance Scheme, entitled to statutory rights under the Mandatory Provident Fund Schemes Ordinance (Chapter 485 of the Laws of Hong Kong), and are eligible participants to the Company's share option scheme. The Group may also grant discretionary bonuses to eligible employees based on the performance of the Group and individuals. Under the Group's remuneration policy, employees are rewarded in line with the market rate in compliance with statutory requirements of all jurisdictions where it operates. Details are set out in the contract and employee handbook to ensure transparency of information on the employees' responsibilities and rights.

ENVIRONMENTAL, SOCIAL AND GOVERNANCE REPORT

10. EMPLOYEE CARE *(continued)*

Aspect B1: Employment *(continued)*

Recruitment and promotion

The Group has formulated the “Human Resources Management Procedures” to regulate our recruitment processes. Furthermore, the Group has formulated related policies and procedures, including but not limited to “Management Manual for Employee Promotion – Salary Adjustment – Job Re-designation” and “Employment and Resignation Manual”, so as to clarify the basis and procedures to promote, re-designate, and demote personnel, regulate the resignation process, and safeguard the interests of both employees and the Company. The human resources department conducts a comprehensive recruitment review process to ensure that the data provided by the candidates are accurate.

The Group’s recruitment and promotion process are carried out in a fair and open manner for all employees. The Group conducts an employee assessment once a year. The assessment indicators cover, including but not limited to, academic qualifications, training results, attendance record, working attitude, work performance and work completion. We calculate the assessment scores by weighted average of various assessment indicators, and determine whether to approve a job promotion or salary adjustment and its specific adjustment level based on the assessment scores. Employees are recognized and rewarded by their contribution, work performance and skills, and outcomes will not be affected by any discrimination on the grounds of age, sex, physical or mental health status, marital status, family status, race, skin colour, nationality, religion, political affiliation and sexual orientation and other factors. According to the internal compensation and benefits scheme, additional cash payments or holidays would be provided in the event of ad hoc works, meetings and company activities which fall on statutory holidays. In the case of dismissal, the staff contract is adhered to which ensures the entire procedure is compliant with statutory requirements.

Anti-discrimination and diversity

The Group is an equal opportunity employer and does not discriminate on the basis of age, sex, physical or mental health status, marital status, family status, race, skin colour, nationality, religion, political affiliation and sexual orientation. The Group embraces inclusive employment that builds a respectful workplace. The Group strives to ensure a safe and secure workplace with zero tolerance to any form of abuse and/or sexual harassment in the workplace.

ENVIRONMENTAL, SOCIAL AND GOVERNANCE REPORT

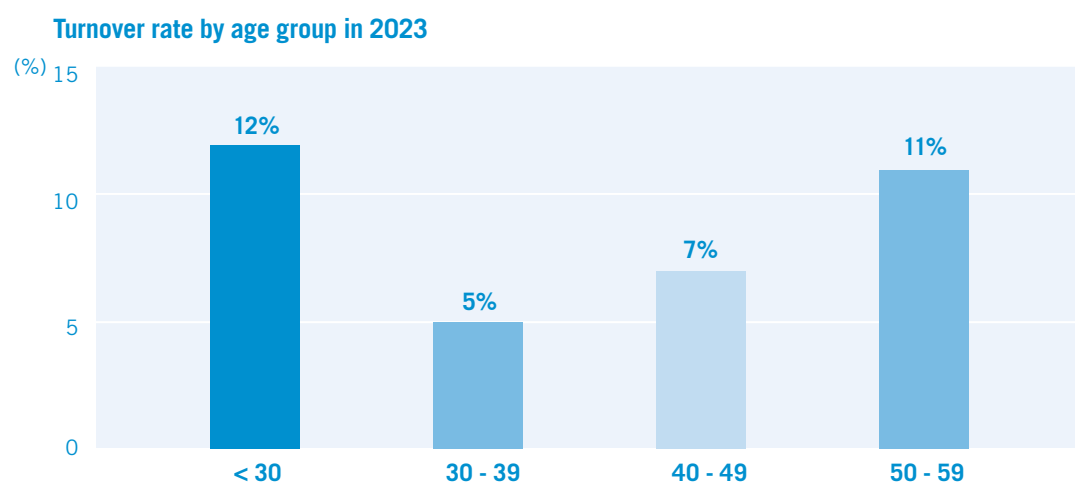
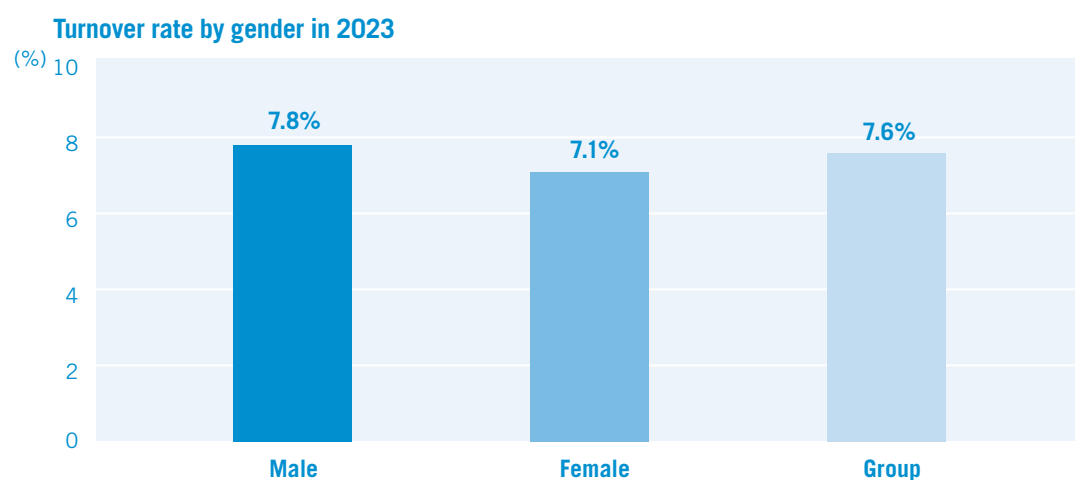
10. EMPLOYEE CARE *(continued)*

Aspect B1: Employment *(continued)*

Work-life balance

The Group seeks to cultivate a culture of healthy work-life balance. All working hours comply with national laws and benchmark industry standards, and overtime work is considered voluntary. The Group assists staff to balance commitments outside of work by offering a range of leaves, which include annual, marriage, maternity, paternity, compassionate and others. To encourage social bonding in the workplace, the Group will also arrange recreational events, such as sport activities, birthday and festive celebrations.

During the year under review, the Group-wide employee turnover rate was 8%. The charts and table below present the turnover rate by gender, age and region.



ENVIRONMENTAL, SOCIAL AND GOVERNANCE REPORT

10. EMPLOYEE CARE *(continued)*

Aspect B1: Employment *(continued)*

Work-life balance (continued)

Year	2023	2022
Turnover rate		
Group	8%	21%
<i>Turnover rate by gender</i>		
Male	8%	24%
Female	7%	16%
<i>Turnover rate by age group</i>		
<30	12%	59%
30-39	5%	22%
40-49	7%	16%
50-59	11%	0%
<i>Turnover rate by region</i>		
The PRC	8%	22%
Hong Kong	0%	4%

Note: The turnover data in headcount was obtained from the Group's Human Resources Department based on the employment contracts entered into between the Group and its employees. The turnover rate was calculated by dividing the number of employees who resigned in 2023 and 2022 by the number of employees as at 31 December 2023 and 2022. The methodology adopted for reporting on turnover data set out above was based on "How to Prepare an ESG Report – Appendix 3: Reporting Guidance on Social KPIs" issued by the Stock Exchange.

ENVIRONMENTAL, SOCIAL AND GOVERNANCE REPORT

10. EMPLOYEE CARE *(continued)*

Aspect B2: Workplace Health and Safety

It is of paramount importance to ensure a safe and healthy workplace for our employees. The Group's safety management system was developed by the chief operations officer and technical managers collectively. Our management team is responsible for identifying any actual and potential hazards and risks to each position and work, and to ensure that our work environment is in line with or beyond the requirements of relevant laws and regulations.

The ESG taskforce also assists to ensure latest updates to relevant legislation and industry practices are identified and addressed in our safety management systems. During the Year, the Group has encountered no incidents of non-compliance with all applicable laws and regulations related to occupational health and safety at all operating regions.

In the meantime, the Group is striving for the highest caution standard to protect the health and safety of staff during the outbreak of the novel Coronavirus epidemic (the “**Epidemic**”). To maintain our business, the Group has included the Epidemic into our enterprise risk management policies.

The Group reduced employees' travel plans to reduce the chances of transmission. The Group keeps our hygiene standards to the highest level to ensure our employees work comfortably. The Group also minimises face-to-face communication with customer and suppliers.

Safety guideline

The Group has implemented various production safety measures in accordance with the “Production Safety Law of the People's Republic of China” and other related laws and regulations to prevent accidents. The Group will conduct regular safety audits to determine whether the operation of our plants are in compliance with the workplace safety procedures, industrial safety instructions and their regulations. In case of any sign of non-compliant practices, corrective actions will be immediately taken to prevent occurrence of work-related injuries. In accordance with the “Regulation on Work-Related Injury Insurance” issued by Guangdong Province and relevant laws and regulations, we will provide treatments and related supports to those injured employees. The Group's various measures, which are implemented throughout its workplaces and production facilities, will enhance the occupational health and safety conditions, and ensure compliance with the applicable laws and regulations. In addition, the Group has formulated a series of safety guidelines, rules, and procedures governing our production activities in various aspects, including fire safety, plant safety, work injury, and emergency and evacuation procedures. In strict compliance with the labour safety regulations, we will conduct regular testing of machinery, equipment, and materials, while ensuring our employees are provided with personal protective equipment. Furthermore, we will provide training programs and protective equipment. To raise the awareness of industrial safety, as well as reduce burns, allergies, and poisoning caused by exposure to chemicals during the production process, the Group requires our employees to wear the plastic gloves and protective goggles when transporting and preparing chemical liquids. In case of any sign of non-compliant practices, corrective actions will be immediately taken to prevent occurrence of work-related injuries.

The Group promotes safety awareness through various channels, including meetings and seminars, and are in accordance with the “Regulation on Work-Related Injury Insurance” issued by Guangdong Province and relevant laws and regulations. The Group will provide treatments and related support to those injured employees. The Group also conducts comprehensive risk assessments prior to operating any new plants, processes, hazardous substances and/or facility layouts.

ENVIRONMENTAL, SOCIAL AND GOVERNANCE REPORT

10. EMPLOYEE CARE *(continued)*

Aspect B2: Workplace Health and Safety *(continued)*

Safety guideline *(continued)*

The Group abides to safety-first principles through the following workplace procedures and provisions that include, but are not limited to regular safety inspection and setting up fire protection facilities in factories and offices in accordance with the national engineering building fire control standards. The Group will rectify non-conformances once we identify any during inspections. The Group also regularly holds fire training and emergency drills to raise fire awareness among all employees.

During the Year, the Group did not find any case of violations of laws and regulations in relation to the health and safety of the workplace, and neither work-related fatalities nor work injury was notified.

During the Reporting Year under review, the Group's operations recorded 0 fatalities (i.e. 0%) over the past three financial years, and 0 lost days due to work injury in 2023. Safety-related training were also held which raised staff awareness regarding the latest regulatory updates as well as safe operational procedures.

Year	2023	2022	2021
Number of work-related fatalities	0	0	0
Lost days due to work injury	0	0	0

Note: The information regarding injury and fatality was obtained from the Group's Human Resources Department. The methodology adopted for reporting the number and rate of work-related fatalities set out above was based on "How to Prepare an ESG Report? – Appendix 3: Reporting Guidance on Social KPIs" issued by the Stock Exchange.

ENVIRONMENTAL, SOCIAL AND GOVERNANCE REPORT

10. EMPLOYEE CARE *(continued)*

Aspect B3: Development and Training

The Group regards our staff as the most valuable assets. The Group has established the “Training Management Regulation” to regulate the training and employee management. The management will formulate and implement the annual training plans, and carry out regular reviews over the effectiveness of such training plans to improve the effectiveness of the training system. In our efforts to cater towards the needs of our staff, the Group develops yearly plans regarding the staff training and development. During the Year, internal annual training plan includes induction training for new staff, on-the-job training as well as position-related training. The Group intends to hold regular training programmes and encourages staffs to attend training courses and seminars that are related directly or indirectly to the Group’s business. Department Heads will analysis and report the effectiveness of the training sessions through assessing and reviewing the performance of trained staff. To promote continuous development, staff is encouraged to engage in external programmes, such as online courses for continuous professional development and skill set enhancement. The trainings can further increase its efficiency and productivity of the Group while the overall risk and uncertainties of the Group can also be reduced.

The Group dedicates significant resources to attract and retain talented employees, and to ensure that our staff grows in competence and skill sets alongside the business. Furthermore, the Group actively provides professional training to our directors and senior management so that they will always maintain the related knowledge and skills and keep abreast of the times. Professional training includes various lectures and seminars, which discusses topics related to leadership, corporate governance, and the latest legal developments. The Group provides the training materials to all directors while the Company Secretary and Financial Controller of the Company have attended regular training.

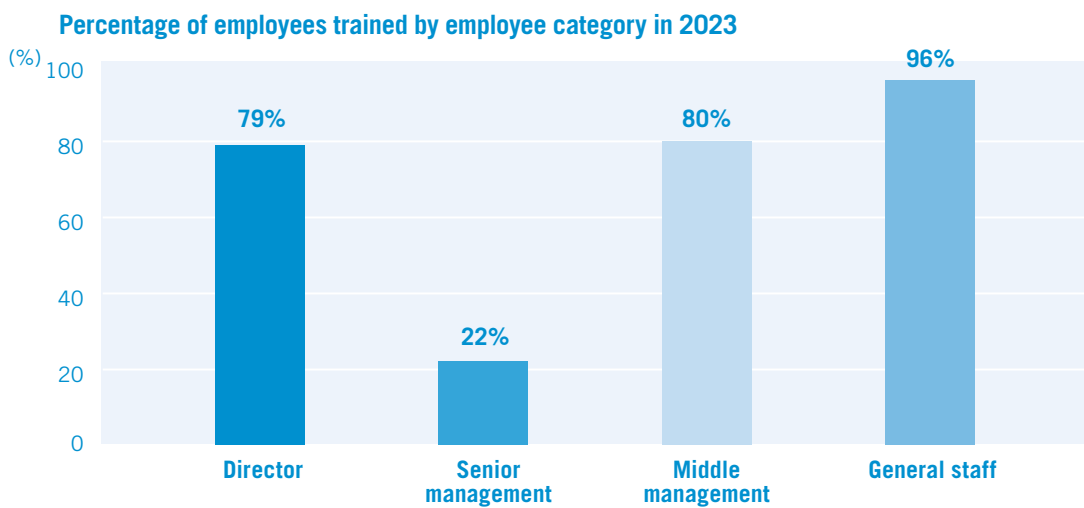
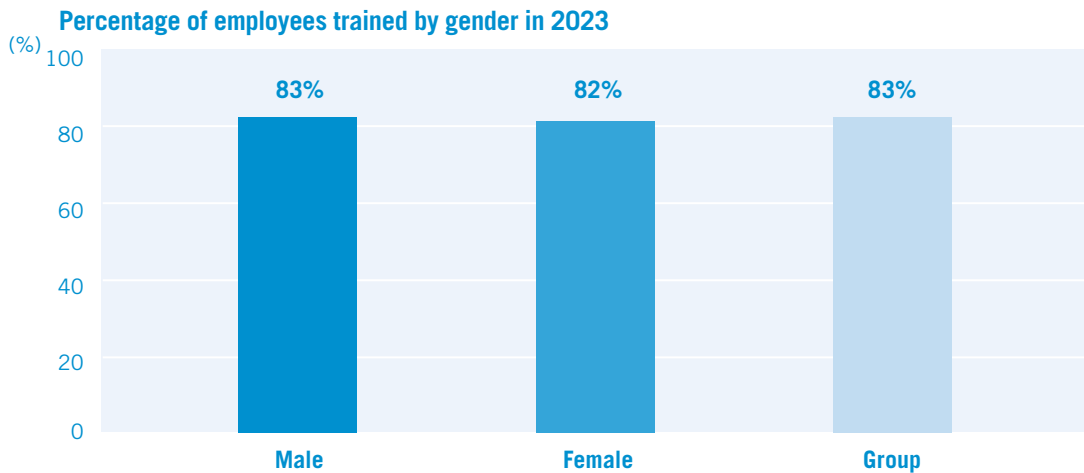
During the Reporting Year under review, a total number of 246 employees have attended training hours, of which 152 (62%) (2022: 66%) and 94 (38%) (2022: 34%) were male and female respectively. In terms of employee category, 11 (4%) (2022: 4%), 9 (4%) (2022: 3%), 22 (9%) (2022: 9%) and 204 (83%) (2022: 84%) of employees trained were of directors, senior management, middle management and general staff respectively.

During the Reporting Year under review, the Group has provided a total of 600 training hours for staff, which averages to 3.0 and 1.5 hours per male and female trained staff. In terms of employee category, an average of 20.0, 17.8, 0.3, 1.1 training hours per trained staff were received by directors, senior management, middle management and general staff respectively.

ENVIRONMENTAL, SOCIAL AND GOVERNANCE REPORT

10. EMPLOYEE CARE *(continued)*

Aspect B3: Development and Training *(continued)*

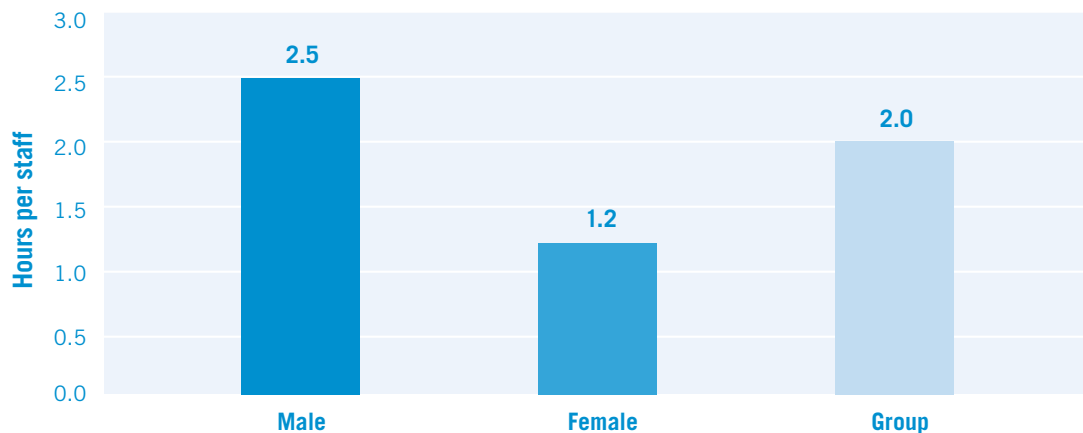


ENVIRONMENTAL, SOCIAL AND GOVERNANCE REPORT

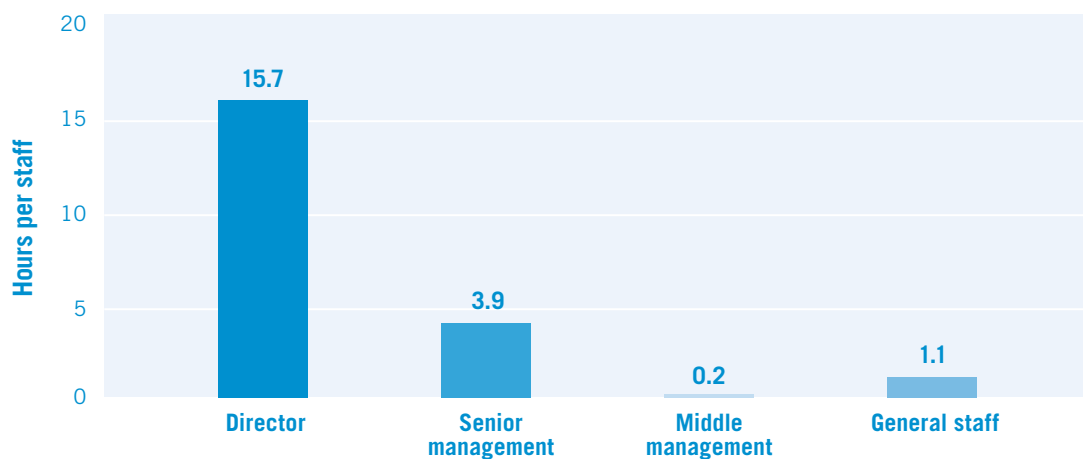
10. EMPLOYEE CARE *(continued)*

Aspect B3: Development and Training *(continued)*

Average training hours per employee by gender in 2023



Average training hours by employee category in 2023



ENVIRONMENTAL, SOCIAL AND GOVERNANCE REPORT

10. EMPLOYEE CARE *(continued)*

Aspect B3: Development and Training *(continued)*

Year	2023	2022
<i>Percentage of employees trained</i>		
Group	83%	86%
<i>Percentage of employees trained by gender</i>		
Male	83%	91%
Female	82%	78%
<i>Percentage of employees trained by employee category</i>		
Director	79%	86%
Senior management	22%	26%
Middle management	80%	65%
General staff	96%	98%
<i>Average training hours per employee</i>		
Group	2.0	1.7
<i>Average training hours per employee by gender</i>		
Male	2.5	2.1
Female	1.2	1.0
<i>Average training hours per employee by employee category</i>		
Director	15.7	15.8
Senior management	3.9	3.2
Middle management	0.2	0.3
General staff	1.1	1.0

Note: The training information was obtained from the Group's Human Resources Department. Training refers to the vocational training that the Group's employees attended in 2023 and 2022. The average training hours was calculated as the total training hours divided by the total number of employees at year end and the percentage of employees trained was calculated as the total number of trained employees divided by the total number of employees at year end and then multiplied by 100%. The methodology adopted for reporting on the number and percentage of employees trained set out above was based on "How to Prepare an ESG Report – Appendix 3: Reporting Guidance on Social KPIs" issued by the Stock Exchange.

ENVIRONMENTAL, SOCIAL AND GOVERNANCE REPORT

10. EMPLOYEE CARE *(continued)*

Aspect B4: Labour Standard

Child and forced labour, though seemingly irrelevant to most developed societies, are in fact easily present in the value chain of any business operation. To combat against such practices, the Group prohibits all forms of child labour and forced labour or modern slavery, as defined by International Labour Organisation, not only in our operations but also throughout our supply chain.

The Group strictly prohibits the employment of any child labour and forced labour in its business in Mainland China. The Group clearly stipulates in recruitment guidelines that only employees meeting the statutory age requirements can be recruited, and that new employees should provide true and accurate personal data when they join the Group. The Group prohibits any form of forced, bonded or compulsory labour, human trafficking and other kinds of slavery and servitude. Any form of discrimination, harassment or bullying is not tolerated. The Group extends our commitment to our suppliers by requiring all business partners to take measures to avoid and eliminate any form of forced, bonded or compulsory labour, or human trafficking. The rights and freedoms of every individual is protected as no worker is asked to surrender identification documents nor lodge deposits as a condition of employment. Cases of child labour in our businesses are averted by conducting age verification of all job applicants.

During the Year, the Group has encountered no incidents of non-compliance with all applicable laws and regulations related to anti-child and anti-forced labour practices at all operating regions. Major applicable laws and regulations include but are not limited to “Convention concerning the Abolition of Forced Labour” related to labour employment, the “Labour Law of the People’s Republic of China” related to the employment of teenagers under 16 and their legal rights, and the “Provisions on the Prohibition of Using Child Labour” promulgated by the State Council of the People’s Republic of China and implemented since 1 December 2002.

ENVIRONMENTAL, SOCIAL AND GOVERNANCE REPORT

10. EMPLOYEE CARE *(continued)*

Aspect B5: Supply Chain Management

The Group commits to the delivery of quality products grounded on ethical business conduct and supply chain management, as well as to meaningful engagements with the community.

The Group procured from a total of 56 suppliers during the Year, of which 3, 52 and 1 located in Southwest China, South China and Northwest China respectively. As a manufacturer, the Group relies on the support of wide and varied suppliers and contractors who provides a wide range of raw materials, components, and sub-components to support our product offerings and business operations. Therefore, the selection of supplier and contractor is extremely crucial as it will directly affect the quality of the Group's products and services. To maintain an efficient operation and a sustainable supply chain, the Group has developed Supplier Qualification Management Guidelines to properly assess the qualifications and performance of the Group's suppliers. When screening potential suppliers, the Group will select the appropriate suppliers by taking into account the requirements on research and development including raw material pricing, services, scale, technical capabilities, reputation, product quality and the ability to ensure the timely delivery of raw materials. Besides, the Group will enter into the "Quality Assurance Agreement" with the suppliers to ensure that the product quality of the suppliers is up to standard. To integrate the environmental vision into the procurement of office supplies, the Group avoids disposable products and chooses suppliers who provide durable products with less packaging materials, and priority is given to environmentally friendly products, such as refillable ballpoint pens and mechanical pencils, and environmental paper, so as to raise its awareness of sustainable development. The Group also implements the following initiatives:

- The Group established supplier management system to ensure internal operation is fully complied with the legal requirements under the "Prevention of Bribery Ordinance". It is committed to developing and maintaining effective and productive working relationships with its supply chain stakeholders. The majorities of its suppliers are local businesses;
- The Group conducts a survey of raw materials on environmental management substances and review whether the supplier's environmental quality meets statutory regulation. The Group sets up "Environmental Protection Agreement", "Pledge against Use of Environment-related Materials" and "Prohibited and Restricted Material Agreement" with the suppliers so that the products from these suppliers will be free from hazardous substances and meet environmental standards, laws and regulations;
- Suppliers that have obtained environmental certifications (e.g. IECQ QC08000, SONY GP/GB) are given priority as qualified suppliers and the relevant qualified suppliers are registered in the "List of Approved Suppliers". The Chief Operations Officer visits the factory of the candidate supplier and verifies the certification of materials and quality; and
- The Group takes measures to examine whether its major suppliers and contractors are in compliance with relevant laws and regulations and other required standards for health, safety, forced labor and child labor, and examine the suppliers' awareness in the above aspects.

During the Year, the Group did not aware of any suppliers who have had significant violation to the code of conduct or other potential negative impacts on the business ethics, environmental protection, human rights and labour practices, nor did any of them have any non-compliance incidents in respect of human rights issues.

ENVIRONMENTAL, SOCIAL AND GOVERNANCE REPORT

10. EMPLOYEE CARE *(continued)*

Aspect B5: Supply Chain Management *(continued)*

The Group also values anti-corruption work in procurement and other aspects. The Group's procurement process strictly complies the relevant regulations, including but not limited to the "Bidding Law of the People's Republic of China" and is conducted under conditions of openness, fairness and impartiality. No discriminatory treatment will be given to any supplier. Furthermore, the Group will only select suppliers and partners who have had a good business record in the past and have no serious violations of relevant laws and regulations or violations of business ethics.

Furthermore, the Group gradually takes environmental consideration into account in the procurement process. To integrate the environmental vision into the procurement of product supplies, the Group avoids disposable products and chooses suppliers who provide durable products with less packaging materials. Priority will be given to environmentally friendly materials and office goods, so as to raise the suppliers' awareness of sustainable development.

The Group conducts annual supply chain ESG risks assessment by determining and addressing the Group's level of exposure to country-specific, product-specific and industry specific risks. Annual supplier assessments are also conducted to ensure suppliers' businesses are operating in compliance, as well as making progress in environmental and social performance.

Aspect B6: Product Responsibility

The Group offers quality products and services grounded on responsible operating practices. The Group commits to meeting customer needs through innovation and sound business ethics. In order to ensure the quality of the Group's products, the Group has established a quality management system in addition to the quality policy and in accordance with the automotive industry quality control system and standard, to ensure the standardization of production processes, which allows us to continue improving the systems and product quality through measurement and analysis, as well as achieve sustainable development goals. Through the implementation of a strict management system, we have achieved the Group's quality policy of producing high-quality products, delivering products on time, and meeting customer requirements. We also maintain communication with its customers to ensure understanding and meeting customer needs and expectations, and understand customers' satisfaction.

Product quality and safety

Assuring the quality and safety of our products is of topmost importance. The Group's Quality Management System ("QMS"), certified under the requirements of the ISO 9001 Quality Management standards, ensures all our business activities are brought out through quality processes. In addition, the Group's products also meet the requirements of relevant standards, including "Audio, Video and Similar Electronic Equipment Safety Requirements (GB8898-2011)" and "Information Technology Equipment Safety Part 1: General Requirements (GB4943. 1-2011). Furthermore, in order to meet the requirements of overseas customers, the Group's products are also in compliance with the requirements of conflict minerals issued by the US Securities and Exchange Commission. During the Year, the Group has encountered no incidents of non-compliance with all applicable laws and regulations related to product/service quality and safety at all operating regions.

ENVIRONMENTAL, SOCIAL AND GOVERNANCE REPORT

10. EMPLOYEE CARE *(continued)*

Aspect B6: Product Responsibility *(continued)*

Product quality and safety *(continued)*

For various production processes, the Group has implemented the standard quality control system, including production processes, and inspection of finished products, and services. Our established professional quality control team is responsible for quality assurance and control in regard to various products to ensure that the products upon shipment will meet various quality standards. Among them, the Group's products meet the following chemical requirements, including but not limited to:

- Materials in the Substances of Very High Concerns (“**SVHC**”) under the European Registration, Evaluation, Authorisation and Restriction of Chemicals (“**REACH**”) Regulation;
- Directive on Restriction of Hazardous Substances in Electrical and Electronic Equipment (2011/65/EU) (“**RoHS 2.0 Directive**”);
- Directive Relating to Restrictions on the Marketing and Use of PFOS (2006/122/EC);
- Halogen-free requirements; and
- Heavy metal requirements of EU Directive on Packaging and Packaging Waste (94/62/EC).

With a customer-focused and process-based approach, the Group strives for continual improvement to product quality. The QMS manual is implemented by the quality assurance manager through the following processes.

- Product design, modification and manufacture, and ex-certified product recall processes meet the ISO/IEC 80079-34 and ATEX directive, which ensure both the safety of products being used in explosive atmospheres (i.e. work areas that contain flammable gases, mists or vapours, and/or combustible dusts);
- All safety critical components or sub-assemblies from manufacturers are required to acquire a Certificate of Conformity that indicates full conformance to test specifications. In the event none has been acquired, the Group will carry out independent inspection before accepting the components;
- Product risk analysis is conducted to assist in identification and mitigation of product quality and safety risks. In addition, the Group has carried out internal audits on a periodic basis to ensure the QMS manual is implemented properly; and
- The Group has physical laboratories and chemical laboratories to perform corresponding tests on raw materials, products and electroplating chemicals, including raw material analysis, sampling for reliability testing and other tests, such as backlight testing, and chemical composition analysis.

ENVIRONMENTAL, SOCIAL AND GOVERNANCE REPORT

10. EMPLOYEE CARE *(continued)*

Aspect B6: Product Responsibility *(continued)*

Product quality and safety *(continued)*

The Group has formulated the “Customer Service Control Procedures”, pursuant to which, the relevant departments are required to collate customer feedback through various channels in order to continue improving product quality. Customer complaints are handled by a service center led by the quality assurance manager. Adhering to ISO 9001 guidelines, a formal complaint mechanism handles all cases in a fair and systematic manner. The Group has formulated product recall procedures, pursuant to which, the service centre led by the quality assurance manager will retrieve any defective products. The non-conforming products will be recalled in a timely manner and the quality assurance team will review the non-conforming products, record the actions taken and a report will be prepared for the identification of the quality problems and improvement areas so that the products can be improved in the future. During the Year, the Group did not face any major product liability claims, and did not recalled any products due to safety and health reason and had not received any major customer complaints about the quality of the Group’s products.

The Group’s scientific research team has established highly recognized technologies over the years. The Group has a number of patents which are well recognised within the electronic products industry. These patents cover, including but not limited to the following:

- Aluminium nitride ceramic packaging technology;
- Multi-layer leadless gold finger circuit board manufacturing method;
- High-density interconnect and high-reliability multilayer circuit board;
- Bright copper-oriented high thermal conductivity ceramic circuit board; and
- Teflon high-frequency circuit board.

Customer privacy

As the Group’s policy, all employees must keep all corporate and customer information, including but not limited to transaction details, business forecasts, plans and budgets. The information should be kept confidential and cannot be used for personal purposes or disclosed to any third party for any benefit. When the Group deals with all customer data, only authorised personnel of relevant departments can access, process and retain data for operation.

Intellectual property rights protection

The Group values the protection of intellectual property, trademarks and patent rights and fully complies with relevant local laws and regulations. The Group has registered the patents and copyrights in regard to its inventions (including technologies, software, and systems), while undertaking to properly access the licenses and intellectual property rights of the third-party companies without violation against any applicable laws and regulations. For this reason, all of the Group’s employees must not download any software programs from the Internet to their computers without the prior consent of the relevant department to avoid infringement of intellectual property rights due to possible improper use of the software.

ENVIRONMENTAL, SOCIAL AND GOVERNANCE REPORT

10. EMPLOYEE CARE *(continued)*

Aspect B6: Product Responsibility *(continued)*

Marketing communication and product labelling

Responsible marketing practices are crucial to gaining customer trust and confidence. Clear guidelines have been established on the ethical usage of all forms of sales promotion and direct marketing and digital marketing communications. All product brochures available on our website are reviewed to ensure the information is complete and accurate. Product labelling serves a critical function, ensuring unique product identification and that customers are informed of any possible product risks. All direct marketing and digital marketing communications, especially product endorsements, should uphold transparency. Ongoing assessment of policies is conducted through periodic assessment.

Aspect B7: Anti-corruption

The Group is committed to achieving and maintaining the highest standards of openness, probity and accountability. All employees are expected to carry out their work in an honest and ethical manner as outlined in the Employment Handbook. It is every employee's responsibility and it is all interest of the Group to ensure that any inappropriate behaviour or organisational malpractice compromising the interest of the shareholders, investors, customers and the wider public do not occur under any circumstances.

The Group has adopted Code of Conduct in the Group's Employment Handbook and Procedures Manual that includes provisions for conflicts of interest, privacy and confidentiality of information, due diligence, bribery and anti-corruption. The Board adopted a Whistle-blowing Policy providing employees and relevant third parties who deal with the Group (e.g. customers, suppliers, creditors and debtors) with guidance and reporting channels to the designated person. Whistle-blowing policy is implemented to encourage employees and others who have serious concerns about the integrity of the works should point out or disassociate with misconducts and illegal acts. The Group will process the reports promptly, fairly and confidentially. A separate email account (whistle-blowing@csthld.com) has been set up for this purpose. All reported matters will be investigated independently. The whistleblowing system keeps the identity of any whistleblower confidential, and ensures that whistle-blowers will not be treated unfairly because of reports, the whistle-blowers will not face unfair dismissal, unwarranted disciplinary actions, etc. The Board and the Audit Committee will regularly review the Whistle-blowing Policy and mechanism to improve its effectiveness. Employees who breach anti-corruption policy will face disciplinary action, which could result in dismissal.

ENVIRONMENTAL, SOCIAL AND GOVERNANCE REPORT

10. EMPLOYEE CARE *(continued)*

Aspect B7: Anti-corruption *(continued)*

The development of robust internal controls is the key to our management approach. The Board adopted an Anti-Corruption Policy setting out guidelines and the minimum standards of conducts, the applicable laws and regulation, to help the Group defend against corrupt practices and to report any reasonably suspected case of corruption or any attempts thereof, to the management or through an appropriate reporting channel. The Group adopts a zero tolerance policy on any forms of corruption among all employees and those acting in an agency or fiduciary capacity on behalf of the Group, and in its business dealing with third parties. The policies also include the prohibition of bribery and corruption, acceptance/offering of gifts/advantages and abuse of office, as well as conflict of interest declaration. The soliciting or accepting of advantages from parties as a reward for or inducement to doing any act in relation to the company's business is strictly prohibited. The established guidelines make it clear to all staff the criteria of accepting and offering of gifts and advantages becomes beyond that of a courtesy/token gift. Senior management is also provided the guidance clearly on what constitutes the office abuse, such as regarding the misuse of company's assets for personal interest. With regard to conflict of interests, the fundamental rule is to avoid any conflict of interest as far as practicable. Applicable laws include but not limited to Company Law of the People's Republic of China, the Bidding Law of the People's Republic of China and Anti-Unfair Competition Law of the People's Republic of China. The Board and the Audit Committee will review the Anti-Fraud and Anti-Corruption Policy and mechanism periodically to ensure its effectiveness and enforce the commitment of the Group to the prevention, deterrence, detection and investigation of all forms of fraud and corruption. During the Year, there was no concluded legal cases regarding corrupt practices that were brought against the Group or its employees.

During the year, the Group held internal trainings regarding the anti-corruption and anti-money laundering, including but not limited to business ethics, integrity, and compliance. The Group will also send out the anti-corruption materials to the staff after the trainings. To ensure the continuous enhancement of our anti-corruption internal controls, the Group conducts annual corruption risk assessments.

Aspect B8: Community investment

The Group is committed to operating as a responsible corporate and continually supporting the economic and social vitality of local communities through corporate sponsorships, charitable donations and innovative product development. As part of the electronic industry and general community, the Group directs the charitable efforts towards elderly and underprivileged groups as the primary focus. The Group hopes to foster a sense of social responsibility among its employees. Therefore, it has been encouraging employees to participate in charity activities during their work and personal time to make greater contributions to the community. The Group encourages employees to participate in social charity and fundraising activities, such as visiting elderly homes, orphanages, and participating in blood donation activities to express their concern for society. The Group believes that through directly participating in these activities that contribute to the community, its staff could build up positive value and eventually be a socially responsible citizen.

11. SUSTAINABILITY

The Group understands the importance of achieving economic, environmental and social sustainability for the long term success of the business. The sustainability guidelines lay out the principles and actions for managing and performing in an ethical manner, throughout the operational flow. The Group shall continue to deliver safe and quality services that minimise the expense of the environment. The Group shall also continue to provide hearty services to customers, as well as give back to the community.

DIRECTORS' REPORT

The directors (the “**Directors**”) present their annual report and the audited consolidated financial statements of China Silver Technology Holdings Limited (formerly known as “TC Orient Lighting Holdings Limited”) (the “**Company**”, and together with its subsidiaries collectively referred to as the “**Group**”) for the year ended 31 December 2023.

PRINCIPAL ACTIVITIES AND BUSINESS REVIEW

The Company is an investment holding company, whose major operating subsidiaries are principally engaged in the manufacturing and trading of light emitting diode (LED) lighting, and single-sided, doubled-sided and multi-layered printed circuit boards (PCBs). The activities of its principal subsidiaries are more particularly set out in note 39 to the consolidated financial statements.

Further discussion and analysis of these activities as regulated by Schedule 5 to the Companies Ordinance (Cap. 622 of the Laws of Hong Kong) (the “**Companies Ordinance**”), including a fair review of the business and a discussion of the principal risks and uncertainties facing the Group, particulars of important events affecting the Group that have occurred since the end of the financial year 2023, and an indication of likely future development in the Group’s business, can be found in the sections headed “Statement from the Chairman” and “Management Discussion and Analysis” of this Annual Report. The above sections form part of this report of the Directors.

RESULTS AND APPROPRIATIONS

The results of the Group for the year ended 31 December 2023 are more particularly set out in the consolidated statement of profit or loss and other comprehensive income on page 87.

The Directors do not recommend the payment of a final dividend for the years ended 31 December 2023 and 2022.

FINANCIAL SUMMARY

A summary of the results and of the assets and liabilities of the Group for the past five financial years is set out on page 168.

RESERVES

Movements in the reserves of the Group and the Company during the year are set out in the consolidated statement of Changes in Equity on page 90 and note 27 to the consolidated financial statement respectively.

DISTRIBUTABLE RESERVES OF THE COMPANY

The Company’s distributable reserve available to shareholders at 31 December 2023 (2022: nil) was as follows:

	2023 HK\$'000	2022 HK\$'000
Share premium	–	567,711
Contributed surplus	145,058	145,058
Accumulated losses	(130,416)	(1,016,329)
	14,642	(303,560)

DIRECTORS' REPORT

DISTRIBUTABLE RESERVES OF THE COMPANY *(continued)*

Under the Companies Law of the Cayman Islands, the share premium account and the contributed surplus are distributable to the shareholders of the Company provided that immediately following the date on which any dividend is proposed to be distributed, the Company will be able to pay its debts as they fall due in the ordinary course of business.

PROPERTY, PLANT AND EQUIPMENT

Details of movements in the property, plant and equipment of the Group during the year are set out in note 15 to the consolidated financial statements.

SHARE CAPITAL

Details of movements during the year in the share capital of the Company are set out in note 26 to the consolidated financial statements.

DIRECTORS

The directors of the Company during the year and up to the date of this report were:

EXECUTIVE DIRECTORS

Mr. Kong Chan Fai (*Vice Chairman*)

Mr. Xu Ming (*Chief Executive Officer*)

Mr. Zeng Yongguang

Mr. Guo Jun Hao

Ms. Liang Jiaxin

NON-EXECUTIVE DIRECTORS

Mr. Lai Yubin (*Chairman*)

Mr. Wei Xiaomin

INDEPENDENT NON-EXECUTIVE DIRECTORS

Mr. Wong Kwok On

Mr. Bonathan Wai Ka Cheung

Ms. Qiu Yumei

Ms. Po In San (*appointed on 28 February 2024*)

Dr. Loke Yu (alias Loke Hoi Lam) (*resigned on 30 November 2023*)

DIRECTORS' SERVICE CONTRACTS

No director to be proposed for re-election at the forthcoming AGM has a service contract which is not determinable by the Company within one year without payment of compensation, other than statutory compensation.

DIRECTORS' REPORT

EQUITY-LINKED AGREEMENTS

Details of the equity-linked agreements entered into during the year or subsisting at the end of the year are set out below:

SHARE OPTION SCHEME

Old Share Option Scheme

The share option scheme of the Company which was adopted on 5 June 2006 (the “**Old Share Option Scheme**”) was established before the Company’s listing on The Stock Exchange of Hong Kong Limited in June 2006 for the purposes of attracting and retaining the best available personnel, providing additional incentive to employees, directors, consultants, and advisers of the Group, and promoting the success of the business of the Group. A summary of the principal terms of the Old Share Option Scheme can be founded on pages V-12 to V-20 of the Company’s prospectus.

The Old Share Option Scheme had a life span of ten years and expired on 4 June 2016. Upon expiry of the Old Share Option Scheme, no further share option should be granted under the expired scheme but in all other respects the rules of the Old Share Option Scheme remain in full force and effect to the extent necessary to give effect to the exercise of any share options granted prior thereto or otherwise as may be required in accordance with the rules of the Old Share Option Scheme, and share options which were granted prior to the termination or expiry of the Old Share Option Scheme will continue to be valid and exercisable in accordance with the rules of the Old Share Option Scheme and their terms of issue.

As a result of the completion of the open offer and rights issue on 25 July 2016 and 20 December 2017 and the five-to-one share consolidation on 24 May 2022, respectively, the exercise price of the share options and the number of Shares to be allotted and issued upon the exercise of the share options granted under the Old Share Option Scheme were adjusted. As at the date of this report, the number of Shares issuable on exercise of the outstanding options under the Old Share Option Scheme were 4,558,930 Shares (following the adjustment on the coming into effect of the five-to-one share consolidation with effect from 24 May 2022), representing approximately 0.57% of the existing issued share capital of the Company.

New Share Option Scheme

Following the expiry of the Old Share Option Scheme, the Company adopted a new share option scheme at its extraordinary general meeting held on 19 August 2016 (the “**New Share Option Scheme**”) for the purposes of providing the Company with a flexible means of giving incentive or rewards to directors, employees, consultants, advisers, contractors of the Group or any of its invested entities, or discretionary trust or controlled corporation of any of the foregoing (the “**Eligible Participants**”) for their retention and contribution or potential contribution to the Group and providing the Eligible Participants with an opportunity to have a personal stake in the Company with a view to motivating the Eligible Participants to utilise their performance and efficiency for the benefit of the Group and attracting and retaining or otherwise maintaining an on-going relationship with the Eligible Participants whose contributions are or will be beneficial to the long term growth of the Group. A summary of the principal terms of the New Share Option Scheme can be found on pages 9 to 17 of the Company’s circular dated 29 July 2016.

DIRECTORS' REPORT

SHARE OPTION SCHEME *(continued)*

New Share Option Scheme *(continued)*

The New Share Option Scheme had a life span of ten years running from 19 August 2016 to 18 August 2026. Under the terms of the New Share Option Scheme, the Board may, at its discretion, grant options to Eligible Participants to subscribe for Shares. Initially, the maximum number of Shares which may be issued upon the exercise of all options to be granted under the New Share Option Scheme (the “**Scheme Mandate Limit**”) was 90,225,766 pre-consolidation shares (equivalent to 18,045,153 shares after the five-to-one share consolidation effective on 24 May 2022), being 10% of the Shares in issue as at the date of approval of the New Share Option Scheme on 19 August 2016. The maximum entitlement of each Eligible Participant in any 12-month period must not exceed 1% of the shares in issue, provided that the maximum entitlement for any grantee being a substantial shareholder or an independent non-executive director or their associates shall be capped at 0.1% of the shares in issue (or HK\$5 million in value based on the closing price of the shares underlying the options, whichever is higher). Any grant exceeding these individual limits shall be subject to shareholders' approval, with the relevant grantees and their associates abstaining from voting. The overall limit on the number of Shares which may be issued upon exercise of all outstanding options granted and yet to be exercised under the New Share Option Scheme and any other share option schemes of the Company must not exceed 30% of the Shares in issue from time to time.

Unless otherwise determined by the Directors at their sole discretion, there is no requirement of a minimum period for which an Option must be held or any performance target which must be satisfied or achieved before such an Option can be exercised. An Option shall be exercisable at any time during an exercise period to be notified by the Board to each grantee, provided that no Option shall be exercisable later than ten years after its date of grant. The subscription price of the options must be at least the highest of: (a) the closing price of a Share as stated in the daily quotations sheet of the Stock Exchange on the date of grant which must be a business day; (b) the average of the closing prices of the Shares as shown on the daily quotations sheets of the Stock Exchange for the five Business Days immediately preceding the date of grant; and (c) the nominal value of a Share. HK\$1.00 is payable by each Eligible Participant to the Company on acceptance of an offer of an Option, which shall be paid within 21 days from the date of offer.

At the annual general meeting of the Company held on 22 June 2020, the Scheme Mandate Limit was refreshed to allow the Company to grant options to subscribe for up to the maximum of 271,823,697 pre-consolidation shares (equivalent to 54,364,739 shares after the share consolidation effective on 24 May 2022), representing 10% of the Shares in issue on the date of approval of the refreshment. On 19 January 2023, 54,300,000 Options were granted by the Company to 60 grantees (including 11 Directors and 49 employees). Following such grant, the number of Options available for grant is 64,739 Shares, representing approximately 0.008% of the existing issued share capital of the Company. As at 31 December 2023, the remaining life of the New Share Option Scheme is approximately 2 years and 8 months.

DIRECTORS' REPORT

SHARE OPTION SCHEME (continued)

New Share Option Scheme (continued)

Grantee	Date of grant	Exercise price per share HK\$	Outstanding as at 1 January 2023 '000	Granted during the Year '000	Reclassification during the Year '000	Exercised during the Year '000	Lapsed/ Forfeited during the Year '000	Outstanding as at 31 December 2023 '000
Directors:								
Lai Yubin	19 January 2023	0.14	-	2,000	-	-	-	2,000 (Note 1)
Kong Chan Fai	19 January 2023	0.14	-	1,000	-	-	-	1,000 (Note 1)
Xu Ming	19 January 2023	0.14	-	3,000	-	-	-	3,000 (Note 1)
Zeng Yongguang	19 January 2023	0.14	-	3,000	-	-	-	3,000 (Note 1)
Guo Jun Hao	19 January 2023	0.14	-	3,000	-	-	-	3,000 (Note 1)
Liang Jiaxin	19 January 2023	0.14	-	1,000	-	-	-	1,000 (Note 1)
Wei Xiaomin	19 January 2023	0.14	-	2,000	-	-	-	2,000 (Note 1)
Wong Kwok On	19 January 2023	0.14	-	600	-	-	-	600 (Note 1)
Bonathan Wai Ka Cheung	19 January 2023	0.14	-	600	-	-	-	600 (Note 1)
Loke Yu (resigned on 30 November 2023)	19 January 2023	0.14	-	600	-	-	-	600 (Note 1)
Qiu Yumei	19 January 2023	0.14	-	600	-	-	-	600 (Note 1)
Subtotal				17,400	-	-	-	17,400
Consultants:								
	22 October 2014	4.27	3,174	-	-	-	-	3,174 (Note 2)
Subtotal			3,174	-	-	-	-	3,174
Employees:								
	22 October 2014	4.27	1,385	-	-	-	-	1,385 (Note 2)
	19 January 2023	0.14	-	36,900	-	-	-	36,900 (Note 1)
Subtotal			1,385	36,900	-	-	-	38,285
Total			4,559	54,300	-	-	-	58,859

Note 1: The date of grant of these options was 19 January 2023, and the closing price of shares immediately before the date of grant was HK\$0.140 per share. These options are vesting (i) as to 50% on or after 19 January 2024, being the first anniversary of the date of grant; and (ii) as to remaining 50% on or after 19 January 2025, being the second anniversary of the date of grant. These options will expire on the 3rd anniversary after the date of grant. The fair value of these options was assessed on the date of grant of 19 January 2023 at HK\$3,520,000. The fair value of the options was measured on the date of grant based on the binomial option pricing model using the following key inputs and assumptions: (a) an expected volatility of 74% based on historical annualized volatility over a period of time based on the expected lifespan of the share options, which is over one year; (b) no annual dividends being made based on historical dividend pattern in the most recent five years; and (c) a risk-free interest rate of 3.19% based on the yields of HKMA Exchange Fund Notes and government bonds. For the purpose of the calculation of fair value, no adjustment was made for options expected to be forfeited due to the expected insignificant staff turnover and the lack of historical data. While the binomial option pricing model is regarded as a generally accepted methodology to calculate the fair value of options, it requires the input of subjective assumptions (including share price volatility) and any changes in subjective input assumptions could materially affect the fair value estimate. Therefore, the Directors are of the view that the model does have limitations and does not necessarily provide a reliable single measurement of the fair value of the share options.

Note 2: Options are exercisable on or after the date of grant of 22 October 2014. These options will expire on the 10th anniversary after the date of grant. As disclosed in the Company's announcement dated 20 December 2017, the exercise price of this series of options were adjusted from HK\$1.035 (before 20 December 2017) to HK\$0.854 (after 20 December 2017) as a result of the Company's one-for-one rights issue in 2017, and further adjusted to HK\$4.27 as a result of the coming into effect of the five-to-one share consolidation on 24 May 2022.

DIRECTORS' REPORT

DIRECTORS' RIGHT TO ACQUIRE SHARES OR DEBENTURES

Other than the Company's share option scheme disclosed above, at no time during the year was the Company or any of its subsidiaries a party to any arrangements to enable the directors of the Company to acquire benefits by means of the acquisition of shares in, or debentures of, the Company or any other body corporate.

DIRECTORS' INTERESTS IN CONTRACTS OF SIGNIFICANCE

Other than as disclosed in note 34 to the consolidated financial statements, there were no transactions, arrangements or contracts of significance, to which the Company or its subsidiaries was a party and in which a director of the Company or an entity connected with such director had a material interest, whether directly or indirectly, subsisted at the end of the year or at any time during the year.

MANAGEMENT CONTRACT

No contracts concerning the management and administration of the whole or any substantial part of the business of the Group were entered into or existed during the year.

CONNECTED TRANSACTIONS

The Company has not entered into any connected transactions during the year, and no continuing connected transactions of the Company subsisted as at 31 December 2023.

CHANGES OF DIRECTORS' INFORMATION

During the year under review and up to the date of this report, the following changes in Directors' information are disclosed pursuant to Rule 13.51B of the Listing Rules:

Mr. Bonathan Wai Ka Cheung resigned as a non-executive director of International Genius Company (formerly known as Amber Hill Financial Holdings Limited), a company listed on the Stock Exchange with stock code: 33, with effect from 10 April 2023.

Dr. Loke Yu (alias Loke Hoi Lam) (a) resigned as an independent non-executive director of TradeGo FinTech Limited, a company listed on the GEM of the Stock Exchange with stock code: 8017, on 8 February 2023; (b) retired as an independent non-executive director of Tianjin Development Holdings Limited, a company listed on the Main Board of the Stock Exchange with stock code: 882, on 21 June 2023; and (c) resigned as an independent non-executive Director, the chairman of the audit committee and the compliance committee, and a member of the remuneration committee and nomination committee of the Company with effect from 30 November 2023.

Ms. Po In San was appointed as an independent non-executive Director, the chairman of the audit committee and the compliance committee, and a member of the remuneration committee and the nomination committee of the Company, with effect from 28 February 2024.

DIRECTORS' REPORT

DIRECTORS' INTERESTS AND SHORT POSITIONS IN SHARES AND UNDERLYING SHARES

As at 31 December 2023, the interests or short positions of the directors and chief executives and their associates in the shares, underlying shares and debenture of the Company and its associated corporations, as recorded in the register maintained by the Company pursuant to Section 352 of the Securities and Futures Ordinance (“SFO”), or as otherwise notified to the Company and The Stock Exchange of Hong Kong Limited (the “Stock Exchange”) pursuant to the Model Code for Securities Transactions by Directors of Listed Issuers (the “Model Code”), were as follows:

Interest in Shares and underlying Shares:

Name of directors	Capacity	Number of shares held (long position)	Percentage of issued share capital (Note 3)
Lai Yubin	Beneficial owner (Note 1)	2,000,000	0.30%
Kong Chan Fai	Beneficial owner (Note 1)	1,000,000	0.15%
Xu Ming	Beneficial owner (Note 1)	3,000,000	0.45%
Zeng Yongguang	Beneficial owner (Note 1) Interest of spouse (Note 2)	3,000,000 200,000	0.45% 0.03%
Guo Jun Hao	Beneficial owner (Note 1)	3,000,000	0.45%
Liang Jiabin	Beneficial owner (Note 1)	1,000,000	0.15%
Wei Xiaomin	Beneficial owner (Note 1)	2,000,000	0.30%
Wong Kwok On	Beneficial owner (Note 1)	600,000	0.09%
Bonathan Wai Ka Cheung	Beneficial owner (Note 1)	600,000	0.09%
Qiu Yumei	Beneficial owner (Note 1)	600,000	0.09%

Notes:

1. These underlying shares were based on disclosure of interest (“DI”) filings made when share options were granted to the relevant directors on 19 January 2023, further details of which are set out in the section headed “Share Option Scheme”.
2. Mr. Zeng Yongguang is deemed to be interested in the 200,000 shares of the Company held by his spouse, Ms. Zeng Xiaoxian.
3. The shareholding percentages, being rounded numbers, are calculated on the basis of 669,415,394 issued shares of the Company as at 31 December 2023.

Other than disclosed above, none of the directors and chief executives nor their associates had any interests or short positions in any shares, underlying shares or debentures of the Company or any of its associated corporations as at 31 December 2023.

DIRECTORS' REPORT

SUBSTANTIAL SHAREHOLDERS' AND OTHER PERSON'S INTERESTS AND SHORT POSITIONS IN SHARES AND UNDERLYING SHARES

As at 31 December 2023, the following person (other than a director or chief executive of the Company) had an interest or short position in the shares and underlying shares which fall to be disclosed to the Company under the provisions of Divisions 2 and 3 of Part XV of the SFO:

Interest in Shares and underlying Shares:

Name of shareholders	Capacity	Number of shares held (long position)	Percentage of issued share capital
Li Sidi (Note 1)	Interest in controlled corporation	126,370,800	18.88%
Union Insurance (Note 1)	Interest in controlled corporation and beneficial owner	124,554,000	18.61%
Intelligent South Network (Note 1)	Beneficial owner	43,200,000	6.45%
Wang Shuang (Note 2)	Beneficial owner	66,940,000	10.00%

Note 1: Based on the then latest DI filings made by the relevant persons, as at 31 December 2023, Ms. Li Sidi was deemed to be interested in 126,370,800 shares, comprising: (a) 14,414,000 shares which were held by her controlled corporation, Union Insurance Limited ("**Union Insurance**"); (b) 66,940,000 underlying shares which may be allotted and issued by the Company to Union Insurance upon full conversion of convertible bonds held by Union Insurance; (c) 43,200,000 shares which were held by Intelligent South Network Group Limited ("**Intelligent South Network**"), a wholly-owned subsidiary of Union Insurance; and (d) 1,816,800 shares which were held by Ms. Li Sidi personally.

Note 2: Based on the then DI filing made by the relevant person, Ms. Wang Shuang was deemed to be interested in 66,940,000 shares.

Note 3: The shareholding percentages, being rounded numbers, are calculated on the basis of 669,415,394 issued shares of the Company as at 31 December 2023.

Other than disclosed above, as at 31 December 2023, the Company has not been notified of any other relevant interests or short positions in the issued share capital of the Company which fall to be disclosed to the Company under the provisions of Divisions 2 and 3 of Part XV of the SFO.

INDEPENDENT NON-EXECUTIVE DIRECTORS

Each of the independent non-executive director confirmed that he is independent within the definition of Rule 3.13 of the Listing Rules.

PURCHASE, SALE OR REDEMPTION OF THE COMPANY'S LISTED SECURITIES

During the Year, neither the Company nor any of its subsidiaries has purchased, redeemed or sold any of its own listed securities.

DIRECTORS' REPORT

MAJOR CUSTOMERS AND SUPPLIERS

There are no customer or supplier of the Group that have individually contributed 10% or more of the Group's turnover and purchases during the year 2023. Besides, the top 5 customers and top 5 suppliers combined are less than 30% of the Group's turnover and purchases.

At no time during the Year did a director, an associate of a director or a shareholder of the Company (which to the knowledge of the directors owns more than 5% of the Company's share capital) have an interest in any of the Group's five largest suppliers or customers.

PRE-EMPTIVE RIGHTS

There are no provisions for pre-emptive rights under the Company's Articles of Association or the laws of the Cayman Islands which would oblige the Company to offer new shares on a pro-rata basis to existing shareholders.

SUFFICIENCY OF PUBLIC FLOAT

The Company has maintained a sufficient public float throughout the year ended 31 December 2023.

AUDIT COMMITTEE

The Audit Committee of the Company ("AC") comprises of four INEDs, namely, Ms. Qiu Yumei, Mr. Wong Kwok On, Mr. Bonathan Wai Ka Cheung and Dr. Loke Yu (alias Loke Hoi Lam) prior to 30 November 2023, but only three INEDs after that day. Dr. Loke was the chairman of the AC prior to his resignation on 30 November 2023. On 28 February 2024, Ms. Po In San was appointed as an INED and the chairman of the AC. Dr. Loke and Ms. Po were the AC members and INEDs with Financial Qualification as required by the Listing Rules.

No former partner of the Company's existing auditing firm acted as a member of the AC within two years from ceasing to be a partner or having any financial interest in the auditing firm.

The AC was delegated with the authority of the Board of the Company to investigate any activity within its terms of reference. The primary function of the AC is to review and supervise the Group's financial reporting process and internal controls. The AC has also reviewed arrangements to enable employees of the Group to raise, in confidence, concerns about possible improprieties in financial reporting, internal control or other matters, and to ensure proper arrangements that in place for fair and independent investigation and follow up actions. The full terms of reference of the AC are available on the Company's website: www.csthld.com and the website of the Stock Exchange: www.hkexnews.hk.

The Group's audited financial statements for the year ended 31 December 2023 have been reviewed by the audit committee, which is of the opinion that such statements comply with applicable accounting standards, the Listing Rules and other legal requirements, and that adequate disclosures have been made.

EMOLUMENT POLICY

The emolument policy of the employees of the Group is set out by the Remuneration Committee on the basis of their merit, qualifications, and competence.

The emoluments of the directors of the Company are decided by the Remuneration Committee, having regard to the Company's operating results, individual performance and comparable market statistics.

DIRECTORS' REPORT

DIVIDEND POLICY

The Company adopts a dividend policy (“**Dividend Policy**”), taking into account all circumstances in particular the following factors before declaring or recommending dividends: (a) the current and projected financial performance of the Company; (b) the Company's growth and investment opportunities; (c) the availability of distributable amounts under the Company's constitution and applicable company laws; (d) other macro and micro economic factors; and (e) other factors and events which the Board may consider relevant from time to time.

The Board does not recommend the payment of any dividend in respect of the year.

DONATION

During the year, the Group made charitable and other donations amounting to Nil.

AUDITOR

A resolution will be submitted to the upcoming AGM of the Company to re-appoint Messrs. HLB Hodgson Impey Cheng Limited as the auditor of the Company.

BANK BORROWINGS

Bank borrowings of the Company at 31 December 2023 and 2022 are set out in the consolidated statement of financial position on pages 88 to 89 and note 22 to the consolidated financial statements respectively.

MODEL CODE FOR SECURITIES TRANSACTIONS BY DIRECTORS

The Company follows the Model Code as the code of conduct for Directors in their dealings in the Company's securities. Further details of the Model Code are set out in the Corporate Governance Report on page 6 of this Annual Report.

CORPORATE GOVERNANCE

The Company's corporate governance principles and practices are set out in the Corporate Governance Report on pages 5 to 22 of this Annual Report.

ENVIRONMENTAL, SOCIAL AND GOVERNANCE

The Group is committed to contributing to the sustainability of the environment and maintaining a high standard of corporate social governance essential for creating a framework for motivating staff, and contributes to the community in which we conduct our businesses and creating a sustainable return to the Group.

Working Conditions

The Company adopted the Board diversity policy in accordance with the requirement set out in the CG Code. The Company recognizes that the Board diversity is an essential element contributing to the sustainable development of the Company. In designing the Board's composition, the Board diversity has been considered from a number of aspects, including but not limited to the skills, knowledge, gender, age, cultural and educational background or professional experience. A Board Diversity Policy, with the aim of enhancing the quality of the Board's performance by diversity, was initially adopted in August 2013 and was updated in March 2023.

The Group encourages its staff to participate in external seminars and lectures to keep abreast of changes and updates on areas of legal, compliance, financial accounting and reporting, and market industry practices. Through these types of training, we believe that the Group can increase its efficiency and productivity while overall reduction of risk and uncertainties of the Group can be reduced.

The Company encourages continuous professional development training for the Directors and senior management to develop and refresh their knowledge and skills which includes seminars and workshops, updates on regulatory requirements and development and corporate governance practices.

DIRECTORS' REPORT

ENVIRONMENTAL, SOCIAL AND GOVERNANCE *(continued)*

Health and Safety

The Group strives to provide a healthy and safe working environment to the employees. In order to maintain a healthy and safe working environment, the Group has upgraded and maintained tools, office and IT equipment.

Environment Protection

Conservation of the environment is a key focus for the Group. The Group complies with environmental legislation, encourages environmental protection and promotes environmental protection awareness to all employees of the Group.

Community Involvement

The Group is committed to participating in community events from time to time, and to the improvement of community wellbeing and social services. The Group supports and encourages staff to actively participate in a wide range of charitable events outside working hours, to raise awareness and concern for the community, and to inspire more people to take part in serving the community.

Compliance with Laws and Regulations

The Group has compliance and risk management policies and procedures, and members of the senior management are delegated with the continuing responsibility to monitor adherence and compliance with all significant legal and regulatory requirements.

As far as the Company is aware, save as already disclosed in the Company's announcements, it has complied in material respects with the relevant laws and regulations that have a significant impact on the business and operation of the Company and its subsidiaries.

INDEMNITY OF DIRECTORS

A permitted indemnity provision that provides for indemnity against liability incurred by directors and chief executives of the Group is currently in force and was in force throughout the year ended 31 December 2023.

On behalf of the Board

Lai Yubin

Chairman

Hong Kong

28 March 2024

INDEPENDENT AUDITORS' REPORT



31/F, Gloucester Tower
The Landmark
11 Pedder Street
Central
Hong Kong

TO THE SHAREHOLDERS OF CHINA SILVER TECHNOLOGY HOLDINGS LIMITED

中華銀科技控股有限公司

(incorporated in the Cayman Islands with limited liability)

DISCLAIMER OF OPINION

We were engaged to audit the consolidated financial statements of China Silver Technology Holdings Limited (the “**Company**”) and its subsidiaries (collectively referred to as the “**Group**”) set out on pages 87 to 167 which comprise the consolidated statement of financial position as at 31 December 2023, and the consolidated statement of profit or loss and other comprehensive income, the consolidated statement of changes in equity and the consolidated statement of cash flows for the year then ended, and notes to the consolidated financial statements, including material accounting policy information and other explanatory information.

We do not express an opinion on the consolidated financial statements of the Group. Because of the significance of the matters described in the Basis for Disclaimer of Opinion section of our report, we have not been able to obtain sufficient appropriate audit evidence to provide a basis for an audit opinion on these consolidated financial statements. In all other respects, in our opinion, the consolidated financial statements have been properly prepared in compliance with the disclosure requirements of the Hong Kong Companies Ordinance.

BASIS FOR DISCLAIMER OF OPINION

Material uncertainties relating to the going concern basis

As stated in Note 3 to the consolidated financial statements, the Group incurred a net loss of approximately HK\$33,394,000 for the year ended 31 December 2023 and had net current liabilities of approximately HK\$496,570,000 as at 31 December 2023. The current liabilities of the Group as at 31 December 2023 amounted to approximately HK\$666,805,000 and included outstanding loans and borrowings that were repayable in the next twelve month after 31 December 2023 or were repayable on demand because they contain a repayment on demand clause. As at 31 December 2023, the current liabilities of the Group included: (i) construction costs payables of approximately HK\$93,501,000 (the “**Construction Payables**”); (ii) secured loan included in other payables of approximately HK\$22,222,000 (the “**Other Borrowing**”); (iii) bill payables of approximately HK\$119,444,000; and (iv) bank borrowings of approximately HK\$299,282,000; while the Group’s total bank balances, deposits and cash amounted to approximately HK\$49,708,000, of which approximately HK\$40,714,000 were pledged bank deposits. These conditions, along with other matters as set forth in Note 3, indicate that material uncertainties exist that cast significant doubts on the Group’s ability to continue as a going concern.

INDEPENDENT AUDITORS' REPORT

BASIS FOR DISCLAIMER OF OPINION *(continued)*

Material uncertainties relating to the going concern basis *(continued)*

The Directors have assessed the Group's ability to continue as a going concern and are undertaking measures to improve the Group's liquidity and financial position and enable the Group to meet its liabilities as and when they fall due. These plans for future actions in relation to the going concern assessment, which are set out in Note 3 to the consolidated financial statements, include:

- (i) The management is endeavoring to improve the Group's operating results and cash flows through cost control measures and will focus on the existing business of the Group.
- (ii) The Group is currently engaged in negotiations with prospective long-term tenants in the People's Republic of China (PRC) for the rental of the Group's properties.
- (iii) The Group is negotiating with its construction payables creditors to extend the repayment dates for the Construction Payables.
- (iv) Subsequent to 31 December 2023, the Group has been granted extended credit terms by its lender for repayment of the Other Borrowing to be due after 31 March 2025.
- (v) On 22 February 2024, the Company has issued 133,883,000 new shares to subscribers with net proceeds of approximately HK\$13.2 million. The Group is also actively considering to raise further new capital by undertaking more equity issues.
- (vi) The Group has classified bank borrowings amounting to approximately HK\$144,698,000 with scheduled repayment dates that were more than 12 months from the end of the reporting period but contain a repayment on demand clause as current liabilities at 31 December 2023. Based on the latest communication with the banks and taking into account the security provided to the bank, the Directors are not aware of any intention of the banks to require early repayment of the borrowings. Moreover, the Group is in the process of negotiating with its bankers to secure necessary facilities to meet the Group's working capital and financial requirements in the near future.

The validity of the preparation of the consolidated financial statements on going concern basis depends on the successful eventual outcome of the above-mentioned plans and measures, which are inherently uncertain and as at the date of this report cannot be ascertained with reasonable certainty and are still subject to multiple uncertainties.

Should the Group fail to achieve successful outcomes from the above-mentioned plans and measures, it might not be able to continue to operate as a going concern, and adjustments would have to be made to write down the carrying amounts of the Group's assets to their net recoverable amounts, to provide for any further liabilities that may arise and to reclassify non-current assets and non-current liabilities as current assets and current liabilities respectively. The effects of these adjustments have not been reflected in these consolidated financial statements.

We have not been provided with sufficient appropriate audit evidence to conclude on the appropriateness of the management's use of the going concern basis of accounting in the preparation of the consolidated financial statements because of the lack of detailed analyses provided by management in relation to its plans and measures for future actions in its going concern assessment which take into account the uncertainty of outcome of these plans and measures and how variability in outcome would affect the future cash flows of the Group. Any adjustments found to be required may have consequential significant effects on the consolidated net assets of the Group as at 31 December 2023 and the consolidated loss and other comprehensive expense and cash flows of the Group for the year ended 31 December 2023, and the related elements and disclosures thereof presented or disclosed in the consolidated financial statements.

INDEPENDENT AUDITORS' REPORT

RESPONSIBILITIES OF THE DIRECTORS AND THE AUDIT COMMITTEE FOR THE CONSOLIDATED FINANCIAL STATEMENTS

The directors are responsible for the preparation of the consolidated financial statements that give a true and fair view in accordance with the Hong Kong Financial Reporting Standards (the “**HKFRSs**”) issued by the Hong Kong Institute of Certified Public Accountants (the “**HKICPA**”) and the disclosure requirements of the Hong Kong Companies Ordinance, and for such internal control as the directors determine is necessary to enable the preparation of consolidated financial statements that are free from material misstatement, whether due to fraud or error.

In preparing the consolidated financial statements, the directors are responsible for assessing the Group's ability to continue as a going concern, disclosing, as applicable, matters related to going concern and using the going concern basis of accounting unless the directors either intend to liquidate the Group or to cease operations, or have no realistic alternative but to do so.

The Audit Committee is responsible for overseeing the Group's financial reporting process.

AUDITORS' RESPONSIBILITIES FOR THE AUDIT OF THE CONSOLIDATED FINANCIAL STATEMENTS

Our responsibility is to conduct an audit of the Group's consolidated financial statements in accordance with Hong Kong Standards on Auditing (“**HKSA**”) issued by the HKICPA and to issue an auditors' report and solely to you, as a body, and for no other purpose. We do not assume responsibility toward or accept liability to any other person for the contents of this report. However, because of the matters described in the Basis for Disclaimer of Opinion section of our report, we were not able to form an audit opinion on these consolidated financial statements.

We are independent of the Group in accordance with the HKICPA's Code of Ethics for Professional Accountants (the “**Code**”), and we have fulfilled our other ethical responsibilities in accordance with the Code.

The engagement director on the audit resulting in this independent auditors' report is Yau Wai Ip.

HLB Hodgson Impey Cheng Limited

Certified Public Accountants

Yau Wai Ip

Practicing Certificate Number: P07849

Hong Kong, 28 March 2024

CONSOLIDATED STATEMENT OF PROFIT OR LOSS AND OTHER COMPREHENSIVE INCOME

For the year ended 31 December 2023

	Notes	2023 HK\$'000	2022 HK\$'000
Turnover	5	262,134	260,179
Cost of sales		(242,178)	(241,903)
Gross profit		19,956	18,276
Other income	6	9,188	3,988
Other gains and losses, net	7	6,695	3,292
Selling and distribution expenses		(15,119)	(14,488)
Administrative expenses		(36,878)	(38,940)
Finance costs	8	(17,638)	(15,843)
Loss before tax		(33,796)	(43,715)
Income tax credit	9	402	–
Loss for the year	10	(33,394)	(43,715)
Other comprehensive income/(expense)			
<i>Items that will not be reclassified to profit or loss</i>			
Surplus on revaluation of properties	15	2,361	1,072
Deferred taxation arising from revaluation of properties		(590)	(268)
		1,771	804
<i>Items that may be subsequently reclassified to profit or loss</i>			
Exchange differences arising on translation		8,342	4,859
Other comprehensive income for the year		10,113	5,663
Total comprehensive expense for the year		(23,281)	(38,052)
Loss for the year attributable to:			
Owners of the Company		(31,043)	(41,053)
Non-controlling interests		(2,351)	(2,662)
		(33,394)	(43,715)
Total comprehensive expense attributable to:			
Owners of the Company		(21,890)	(35,894)
Non-controlling interests		(1,391)	(2,158)
		(23,281)	(38,052)
Loss per share			
Basic and diluted (in HK cents)	14	(4.64)	(6.41)

CONSOLIDATED STATEMENT OF FINANCIAL POSITION

At 31 December 2023

	Notes	2023 HK\$'000	2022 HK\$'000
Non-current assets			
Property, plant and equipment	15	515,322	431,900
Right-of-use assets	16	14,538	15,153
		529,860	447,053
Current assets			
Inventories	17	33,693	46,266
Trade and other receivables	18	86,834	136,898
Pledged bank deposits	19	40,714	46,700
Bank balances, deposits and cash	19	8,994	28,463
		170,235	258,327
Current liabilities			
Trade and other payables	20(a)	177,314	141,819
Contract liabilities	21	2,565	375
Bills payables	20(b)	119,444	146,748
Taxation payables		67,344	65,737
Lease liabilities	23	856	773
Bank borrowings	22	299,282	311,291
		666,805	666,743
Net current liabilities		(496,570)	(408,416)
Total assets less current liabilities		33,290	38,637
Non-current liabilities			
Lease liabilities	23	542	1,398
Deferred taxation	24	19,935	18,445
Convertible bonds	25	9,820	–
		30,297	19,843
Net assets		2,993	18,794

CONSOLIDATED STATEMENT OF FINANCIAL POSITION

At 31 December 2023

	Notes	2023 HK\$'000	2022 HK\$'000
Capital and reserves			
Share capital	26	669	334,708
Reserves	27	64,652	(254,977)
Equity attributable to owners of the Company		65,321	79,731
Non-controlling interests		(62,328)	(60,937)
Total equity		2,993	18,794

The consolidated financial statements on pages 87 to 167 were approved and authorised for issue by the Board of Directors on 28 March 2024 and are signed on its behalf by:

Lai Yubin
Non-Executive Director

Zeng Yongguang
Executive Director

CONSOLIDATED STATEMENT OF CHANGES IN EQUITY

For the year ended 31 December 2023

	Share capital	Share premium	Capital redemption reserve	Property revaluation reserve	The People's Republic of China (the "PRC") statutory reserve	Special reserve	Share option reserve	Convertible bonds reserve	Capital contribution reserve	Exchange reserve	Accumulated losses	Total	Non-controlling interests	Total equity
	HK\$'000 (note 25)	HK\$'000	HK\$'000 (note 26)	HK\$'000	HK\$'000 (note 26)	HK\$'000 (note 26)	HK\$'000	HK\$'000	HK\$'000 (note 26)	HK\$'000	HK\$'000	HK\$'000	HK\$'000	HK\$'000
At 1 January 2022	278,924	567,711	470	52,621	15,003	1,156	11,313	-	1,893	14,155	(883,405)	59,841	(59,349)	492
Loss for the year	-	-	-	-	-	-	-	-	-	-	(41,053)	(41,053)	(2,662)	(43,715)
Other comprehensive income/(expense):														
Exchange differences arising on translation	-	-	-	-	-	-	-	-	-	4,355	-	4,355	504	4,859
Surplus on revaluation of properties	-	-	-	1,072	-	-	-	-	-	-	-	1,072	-	1,072
Deferred tax arising from revaluation of properties	-	-	-	(268)	-	-	-	-	-	-	-	(268)	-	(268)
Total comprehensive income/(expenses) for the year	-	-	-	804	-	-	-	-	-	4,355	(41,053)	(35,894)	(2,158)	(38,052)
Capital injection from non-controlling interest	-	-	-	-	-	-	-	-	-	-	-	-	570	570
Issue of share under share subscription	55,784	-	-	-	-	-	-	-	-	-	-	55,784	-	55,784
Subtotal	55,784	-	-	-	-	-	-	-	-	-	-	55,784	570	56,354
At 31 December 2022 and 1 January 2023	334,708	567,711	470	53,425	15,003	1,156	11,313	-	1,893	18,510	(924,458)	79,731	(60,937)	18,794
Loss for the year	-	-	-	-	-	-	-	-	-	-	(31,043)	(31,043)	(2,351)	(33,394)
Other comprehensive income/(expense):														
Exchange differences arising on translation	-	-	-	-	-	-	-	-	-	7,382	-	7,382	960	8,342
Surplus on revaluation of properties	-	-	-	2,361	-	-	-	-	-	-	-	2,361	-	2,361
Deferred tax arising from revaluation of properties	-	-	-	(590)	-	-	-	-	-	-	-	(590)	-	(590)
Total comprehensive income/(expenses) for the year	-	-	-	1,771	-	-	-	-	-	7,382	(31,043)	(21,890)	(1,391)	(23,281)
Effect of capital reorganization	(334,039)	(567,711)	-	-	-	-	-	-	-	-	901,750	-	-	-
Recognition of equity-settled share based payment	-	-	-	-	-	-	1,162	-	-	-	-	1,162	-	1,162
Recognition of equity component of convertible bonds	-	-	-	-	-	-	-	7,620	-	-	-	7,620	-	7,620
Deferred tax liability on recognition of equity component of convertible bonds	-	-	-	-	-	-	-	(1,302)	-	-	-	(1,302)	-	(1,302)
Subtotal	(334,039)	(567,711)	-	1,771	-	-	1,162	6,318	-	7,382	870,707	(14,410)	(1,391)	(15,801)
At 31 December 2023	669	-	470	55,196	15,003	1,156	12,475	6,318	1,893	25,892	(53,751)	(65,321)	(62,328)	2,993

CONSOLIDATED STATEMENT OF CASH FLOWS

For the year ended 31 December 2023

	Notes	2023 HK\$'000	2022 HK\$'000
OPERATING ACTIVITIES			
Loss before tax		(33,796)	(43,715)
Adjustments for:			
Depreciation of property, plant and equipment	15	10,367	6,338
Finance costs	8	17,638	15,843
(Gain)/loss on disposal of property, plant and equipment	7	(2,566)	297
Impairment of right-of-use assets	16	–	2,127
Reversal of allowance for expected credit losses recognised on trade receivables with normal credit terms	7	(463)	(199)
Reversal of allowance for expected credit losses recognised on other receivables	7	(5,787)	(3,975)
Allowance for expected credit losses recognised for trade receivables with extended credit terms	7	3,291	247
Imputed interest on trade receivables with extended credit terms	6	–	(292)
Interest income	6	(1,067)	(658)
Equity-settled share-based payment		1,162	–
Depreciation of right-of-use assets	16	615	959
Operating cash flow before movements in working capital		(10,606)	(23,028)
Decrease in inventories		11,006	326
Decrease in trade and other receivables		48,980	38,634
Increase in trade and other payables		30,171	11,748
Increase/(decrease) in contract liabilities		2,309	(10,596)
(Decrease)/increase in bills payables		(21,748)	(3,366)
NET CASH GENERATED FROM OPERATING ACTIVITIES		60,112	13,718
INVESTING ACTIVITIES			
Withdrawal of pledged bank deposits		140,635	161,104
Interest received		1,067	658
Proceeds from disposal of property, plant and equipment		2,566	7,352
Placement of pledged bank deposits		(136,323)	(158,644)
Addition of property, plant and equipment	15	(91,428)	(209,785)
NET CASH USED IN INVESTING ACTIVITIES		(83,483)	(199,315)

CONSOLIDATED STATEMENT OF CASH FLOWS

For the year ended 31 December 2023

	Notes	2023 HK\$'000	2022 HK\$'000
FINANCING ACTIVITIES			
Repayment of bank borrowings		(311,291)	(156,310)
Interest paid		(15,198)	(15,727)
Bank borrowings raised		299,282	311,291
Issue of convertible bonds		15,262	–
Transaction costs attributable to issue of convertible bonds		(262)	–
Repayment of other borrowings		(4,651)	(3,571)
Repayment of lease liabilities		(773)	(1,101)
Other borrowing raised		22,222	4,651
Capital injection from non-controlling interest		–	570
Proceeds from issue of share under share subscription		–	55,784
NET CASH GENERATED FROM FINANCING ACTIVITIES		4,591	195,587
NET (DECREASE)/INCREASE IN CASH AND CASH EQUIVALENTS		(18,780)	9,990
CASH AND CASH EQUIVALENTS AT THE BEGINNING OF THE YEAR		28,463	19,900
EFFECT OF FOREIGN EXCHANGE RATE CHANGES		(689)	(1,427)
CASH AND CASH EQUIVALENTS AT THE END OF THE YEAR			
Represented by bank balances, deposits and cash		8,994	28,463

NOTES TO THE CONSOLIDATED FINANCIAL STATEMENTS

For the year ended 31 December 2023

1. GENERAL

The Company was incorporated and registered as an exempted company with limited liability in the Cayman Islands on 12 November 2004 and was registered as a non-Hong Kong Company under Part 16 of Hong Kong Companies Ordinance (Cap. 622) (“**new CO**”). Its shares are listed on The Stock Exchange of Hong Kong Limited (the “**Stock Exchange**”). China Silver Investments Development Ltd. is a shareholder of the Company who had reported its shareholding interest to the Company through the making of disclosure of interest filings during the year. The addresses of the registered office and principal place of business of the Company are disclosed in the corporate information to the annual report.

The Company acts as an investment holding company. The principal activities of its subsidiaries are the manufacture and trading of light emitting diode (“**LED**”) lighting, and single-sided, doubled-sided and multi-layered printed circuit boards (“**PCB**”).

The consolidated financial statements are presented in Hong Kong dollars (“**HK\$**”), which is also the functional currency of the Company and all values are rounded to nearest thousand except otherwise indicated.

2. APPLICATION OF NEW AND AMENDMENTS TO HONG KONG FINANCIAL REPORTING STANDARDS (“**HKFRSs**”)

2.1 New and amendments to HKFRSs that are mandatorily effective for the current year

In the current year, the Group has applied the following new and amendments to HKFRSs issued by the Hong Kong Institute of Certified Public Accountant (“**HKICPA**”) for the first time, which are mandatorily effective for the Group’s annual period beginning on 1 January 2023 for the preparation of the consolidated financial statements.

HKFRS 17 (including the October 2020 and February 2022 Amendments to HKFRS 17)	Insurance Contracts
Amendments to HKAS 8	Definition of Accounting Estimates
Amendments to HKAS 12	Deferred Tax related to Assets and Liabilities arising from a Single Transaction
Amendments to HKAS 12	International Tax Reform-Pillar Two Model Rules
Amendments to HKAS1 and HKFRS Practice Statement 2	Disclosure of Accounting Policies

Except as described below, the application of the new and amendments to HKFRSs in the current year has had no material impact on the Group’s financial positions and performance for the current and prior years and/or on the disclosures set out in these consolidated financial statements.

NOTES TO THE CONSOLIDATED FINANCIAL STATEMENTS

For the year ended 31 December 2023

2. APPLICATION OF NEW AND AMENDMENTS TO HONG KONG FINANCIAL REPORTING STANDARDS (“HKFRSs”) *(continued)*

2.1 New and amendments to HKFRSs that are mandatorily effective for the current year *(continued)*

Impacts on application of Amendments to HKAS 1 and HKFRS Practice Statement 2 Disclosure of Accounting Policies

The Group has applied the amendments for the first time in the Year. HKAS 1 Presentation of Financial Statements is amended to replace all instances of the term “significant accounting policies” with “material accounting policy information”. Accounting policy information is material if, when considered together with other information included in an entity’s financial statements, it can reasonably be expected to influence decisions that the primary users of general purpose financial statements make on the basis of those financial statements.

The amendments also clarify that accounting policy information may be material because of the nature of the related transactions, other events or conditions, even if the amounts are immaterial. However, not all accounting policy information relating to material transactions, other events or conditions is itself material. If an entity chooses to disclose immaterial accounting policy information, such information must not obscure material accounting policy information.

HKFRS Practice Statement 2 Making Materiality Judgements (the “**Practice Statement**”) is also amended to illustrate how an entity applies the “four-step materiality process” to accounting policy disclosures and to judge whether information about an accounting policy is material to its financial statements. Guidance and examples are added to the Practice Statement.

The application of the amendments has had no material impact on the Group’s financial positions and performance but has affected the disclosure of the Group’s accounting policies.

Change in accounting policy as a result of application of the HKICPA guidance on the accounting implications of the abolition of the Mandatory Provident Fund (“MPF”) – Long Service Payment (“LSP”) offsetting mechanism in Hong Kong

The Company and its subsidiary are operating in Hong Kong which are obliged to pay LSP to employees under certain circumstances. Meanwhile, the Group makes mandatory MPF contributions to the trustee who administers the assets held in a trust solely for the retirement benefits of each individual employee. Offsetting of LSP against an employee’s accrued retirement benefits derived from employers’ MPF contributions was allowed under the Employment Ordinance (Cap.57). In June 2022, the Government of the HKSAR gazetted the Employment and Retirement Schemes Legislation (Offsetting Arrangement) (Amendment) Ordinance 2022 (the “**Amendment Ordinance**”) which abolishes the use of the accrued benefits derived from employers’ mandatory MPF contributions to offset severance payment and LSP (the “**Abolition**”). The Abolition will officially take effect on 1 May 2025 (the “**Transition Date**”). In addition, under the Amendment Ordinance, the last month’s salary immediately preceding the Transition Date (instead of the date of termination of employment) is used to calculate the portion of LSP in respect of the employment period before the Transition Date.

NOTES TO THE CONSOLIDATED FINANCIAL STATEMENTS

For the year ended 31 December 2023

2. APPLICATION OF NEW AND AMENDMENTS TO HONG KONG FINANCIAL REPORTING STANDARDS (“HKFRSs”) (continued)

2.1 New and amendments to HKFRSs that are mandatorily effective for the current year (continued)

Change in accounting policy as a result of application of the HKICPA guidance on the accounting implications of the abolition of the Mandatory Provident Fund (“MPF”) – Long Service Payment (“LSP”) offsetting mechanism in Hong Kong (continued)

In July 2023, the HKICPA published “Accounting implications of the abolition of the MPF-LSP offsetting mechanism in Hong Kong” which provides guidance for the accounting for the offsetting mechanism and the impact arising from abolition of the MPF-LSP offsetting mechanism in Hong Kong. In light of this, the Group has implemented the guidance published by the HKICPA in connection with the LSP obligation retrospectively so as to provide more reliable and more relevant information about the effects of the offsetting mechanism and the Abolition.

The Group considered the accrued benefits arising from employer MPF contributions that have been vested with the employee and which could be used to offset the employee’s LSP benefits as a deemed contribution by the employee towards the LSP. Historically, the Group has been applying the practical expedient in paragraph 93(b) of HKAS 19 to account for the deemed employee contributions as a reduction of the service cost in the period in which the related service is rendered.

Based on the HKICPA’s guidance, as a result of the Abolition, these contributions are no longer considered “linked solely to the employee’s service in that period” since the mandatory employer MPF contributions after the Transition Date can still be used to offset the pre-transition LSP obligation. Therefore, it would not be appropriate to view the contributions as “independent of the number of years of service” and the practical expedient in paragraph 93(b) of HKAS 19 is no longer applicable. Instead, these deemed contributions should be attributed to periods of service in the same manner as the gross LSP benefit applying paragraph 93(a) of HKAS 19.

Based on management’s assessment, the change has had no material impact on the Group’s financial positions and performance.

2.2 New and amendments to HKFRSs in issue but not yet effective

The Group has not early applied the following new and amendments to HKFRSs that have issued but not yet effective:

Amendments to HKFRS 10 And HKAS 28	Sales or Contribution of Assets between an Investor and its Associate or Joint Venture ¹
Amendments to HKFRS 16	Lease liability in a Sale and Leaseback ²
Amendments to HKAS 1	Classification of Liabilities as Current or Non-current amendments to Hong Kong Interpretation 5 (2020) ²
Amendments to HKAS 1	Non-current Liabilities with Covenants ²
Amendments to HKAS 7 and HKFRS 7	Supplier Finance Arrangements ²
Amendments to HKAS 21	Lack of Exchangeability ³

¹ Effective for annual periods beginning on or after a date to be determined.

² Effective for annual periods beginning on or after 1 January 2024

³ Effective for annual periods beginning on or after 1 January 2025.

The directors of the Company (the “Directors”) anticipate that the application of all new and amendments to HKFRSs will have no material impact on the consolidated financial statements in the foreseeable future.

NOTES TO THE CONSOLIDATED FINANCIAL STATEMENTS

For the year ended 31 December 2023

3. BASIS OF PREPARATION AND MATERIAL ACCOUNTING POLICY INFORMATION

Basis of Preparation

The consolidated financial statements have been prepared in accordance with HKFRSs issued by the HKICPA. For the purpose of preparation of the consolidated financial statements, information is considered material if such information is reasonably expected to influence decisions made by primary users. In addition, the consolidated financial statements include applicable disclosures required by the Rules Governing the Listing of Securities on The Stock Exchange of Hong Kong Limited (“**Listing Rules**”) and by the Hong Kong Companies Ordinance.

The consolidated financial statements have been prepared on the historical cost basis except for certain properties that are measured at revalued amount at the end of each reporting period, as explained in the accounting policies set out below.

Historical cost is generally based on the fair value of the consideration given in exchange for goods and services.

Fair value is the price that would be received to sell an asset or paid to transfer a liability in an orderly transaction between market participants at the measurement date, regardless of whether that price is directly observable or estimated using another valuation technique. In estimating the fair value of an asset or a liability, the Group takes into account the characteristics of the asset or liability if market participants would take those characteristics into account when pricing the asset or liability at the measurement date. Fair value for measurement and/or disclosure purposes in these consolidated financial statements is determined on such a basis, except for share-based payment transactions that are within the scope of HKFRS 2, leasing transactions that are within the scope of HKFRS 16, and measurements that have some similarities to fair value but are not fair value, such as net realisable value in HKAS 2 or value in use in HKAS 36.

A fair value measurement of a non-financial asset takes into account a market participant’s ability to generate economic benefits by using the asset in its highest and best use or by selling it to another market participant that would use the asset in its highest and best use.

In addition, for financial reporting purposes, fair value measurements are categorised into Level 1, 2 or 3 based on the degree to which the inputs to the fair value measurements are observable and the significance of the inputs to the fair value measurement in its entirety, which are described as follows:

- Level 1 inputs are quoted prices (unadjusted) in active markets for identical assets or liabilities that the entity can access at the measurement date;
- Level 2 inputs are inputs, other than quoted prices included within Level 1, that are observable for the asset or liability, either directly or indirectly; and
- Level 3 inputs are unobservable inputs for the asset or liability.

NOTES TO THE CONSOLIDATED FINANCIAL STATEMENTS

For the year ended 31 December 2023

3. BASIS OF PREPARATION AND MATERIAL ACCOUNTING POLICY INFORMATION *(continued)*

Basis of Preparation *(continued)*

Going concern basis

The Group incurred a loss approximately HK\$33,394,000 during the year ended 31 December 2023 and, as of that date, the Group's current liabilities exceeded its current assets by approximately HK\$496,570,000. The current liabilities of the Group as at 31 December 2023 amounted to approximately HK\$666,805,000 and included outstanding loans and borrowings that were repayable in the next twelve month after 31 December 2023 or were repayable on demand because they contain a repayment on demand clause. As at 31 December 2023, the current liabilities of the Group included: (i) construction costs payables of approximately HK\$93,501,000 (the "Construction Payables"); (ii) secured loan included in other payables of approximately HK\$22,222,000 (the "Other Borrowing"); (iii) bill payables of approximately HK\$119,444,000; and (iv) bank borrowings of approximately HK\$299,282,000; while the Group's total bank balances, deposits and cash amounted to approximately HK\$49,708,000, of which approximately HK\$40,714,000 were pledged bank deposits. In preparing the consolidated financial statements, the Directors have given careful consideration to the future liquidity of the Group. The Directors adopted the going concern basis for the preparation of the consolidated financial statements after taking into consideration the implementation by the Group of the following measures in order to improve the working capital and liquidity and cash flow position of the Group:

1) *Existing business*

The management is endeavoring to improve the Group's operating results and cash flows through cost control measures and will focus on the existing business of the Group.

2) *New rental business*

The Group is currently engaged in negotiations with prospective long-term tenants in the People's Republic of China (PRC) for the rental of the Group's properties.

3) *Negotiating with creditors' new terms of Construction Payables*

The Group is negotiating with its construction payables creditors to extend the repayment dates for the Construction Payables.

4) *Negotiated with creditors' new terms of Other Borrowing*

Subsequent to 31 December 2023, the Group has been granted extended credit terms by its lenders for repayment of the Other Borrowing to be due after 31 March 2025.

5) *Alternative source of external funding*

On 22 February 2024, the Company has issued 133,883,000 new shares to subscribers with net proceeds of approximately HK\$13.2 million. The Group is also actively considering to raise further new capital by undertaking more equity issues.

6) *Banking and necessary facilities*

The Group has classified bank borrowings amounting to approximately HK\$144,698,000 with scheduled repayment dates that were more than 12 months from the end of the reporting period but contain a repayment on demand clause as current liabilities at 31 December 2023. Based on the latest communication with the banks and taking into account the security provided to the bank, the Directors are not aware of any intention of the banks to require early repayment of the borrowings. Moreover, the Group is in the process of negotiating with its bankers to secure necessary facilities to meet the Group's working capital and financial requirements in the near future.

Should the Group be unable to continue to operate as a going concern, adjustments would have to be made to write down the value of assets to their recoverable amounts, to provide for any future liabilities which might arise and to reclassify non-current assets and liabilities as current assets and liabilities respectively. The effects of these adjustments have not been reflected in the consolidated financial statements.

NOTES TO THE CONSOLIDATED FINANCIAL STATEMENTS

For the year ended 31 December 2023

3. BASIS OF PREPARATION AND MATERIAL ACCOUNTING POLICY INFORMATION *(continued)*

Material Accounting Policies Information

Basis of Consolidation

The consolidated financial statements incorporate the financial statements of the Company and entities controlled by the Company and its subsidiaries. Control is achieved when the Company:

- has power over the investee;
- is exposed, or has rights, to variable returns from its involvement with the investee; and
- has the ability to use its power to affect its returns.

The Group reassesses whether or not it controls an investee if facts and circumstances indicate that there are changes to one or more of the three elements of control listed above.

Consolidation of a subsidiary begins when the Group obtains control over the subsidiary and ceases when the Group loses control of the subsidiary. Specifically, income and expenses of a subsidiary acquired or disposed of during the period are included in the consolidated statement of profit or loss and other comprehensive income from the date the Group gains control until the date when the Group ceases to control the subsidiary.

Profit or loss and each item of other comprehensive income are attributed to the owners of the Company and to the non-controlling interests. Total comprehensive income of subsidiaries is attributed to the owners of the Company and to the non-controlling interests even if this results in the non-controlling interests having a deficit balance.

Where necessary, adjustments are made to the financial statements of subsidiaries to bring their accounting policies in line with the Group's accounting policies.

All intra-group assets and liabilities, equity, income, expenses and cash flows relating to transaction between members of the Group are eliminated in full on consolidation.

Non-controlling interests in subsidiaries are presented separately from the Group's equity therein.

Changes in the Group's Ownership Interests in Existing Subsidiaries

Changes in the Group's ownership interests in subsidiaries that do not result in the Group losing control over the subsidiaries are accounted for as equity transactions. The carrying amounts of the Group's relevant components of equity including reserves and the non-controlling interests are adjusted to reflect the changes in their relative interests in the subsidiaries. Any difference between the amount by which the non-controlling interests are adjusted after re-attribution of the relevant equity component and the fair value of the consideration paid or received is recognised directly in equity and attributed to owners of the Company.

NOTES TO THE CONSOLIDATED FINANCIAL STATEMENTS

For the year ended 31 December 2023

3. BASIS OF PREPARATION AND MATERIAL ACCOUNTING POLICY INFORMATION *(continued)*

Material Accounting Policies Information *(continued)*

Changes in the Group's Ownership Interests in Existing Subsidiaries *(continued)*

When the Group loses control of a subsidiary, a gain or loss is recognised in profit or loss and is calculated as the difference between (i) the aggregate of the fair value of the consideration received and the fair value of any retained interest; and (ii) the previous carrying amount of the assets (including goodwill), and liabilities of the subsidiary attributable to the owners of the Company. All amounts previously recognised in other comprehensive income in relation to that subsidiary are accounted for as if the Group had directly disposed of the related assets or liabilities of the subsidiary (i.e. reclassified to profit or loss or transferred to another category of equity as specified/permitted by applicable HKFRSs). The fair value of any investment retained in the former subsidiary at the date when control is lost is regarded as the fair value on initial recognition for subsequent accounting under HKFRS 9, when applicable, the cost on initial recognition of an investment in an associate or a joint venture.

Revenue Recognition and Other Income Recognition

Revenue from contracts with customers

Revenue is recognised when or as the control of the good or service is transferred to the customer. Depending on the terms of the contract and the laws that apply to the contract, control of the good or service may be transferred over time or at a point in time.

Control of the good or service is transferred over time if the Group's performance:

- provides all of the benefits received and consumed simultaneously by the customer;
- creates or enhances an asset that the customer controls as the Group performs; or
- does not create an asset with an alternative use to the Group and the Group has an enforceable right to payment for performance completed to date.

If control of the goods or services transfers over time, revenue is recognised over the period of the contract by reference to the progress towards complete satisfaction of that performance obligation. Otherwise, revenue is recognised at a point in time when the customer obtains control of the goods or service.

Revenue from the sale of PCB and LED lighting are recognised at the point in time when control of the asset is transferred to the customer, generally on delivery of the products. The normal credit term is 30 days to 180 days upon delivery. Payment in advance is required for some contracts.

A contract liability is recognised when the consideration is received from customers before the goods are delivered. A receivable is recognised when the goods are delivered and accepted as this is the point in time that the consideration is unconditional because only the passage of time is required before the payment is due.

NOTES TO THE CONSOLIDATED FINANCIAL STATEMENTS

For the year ended 31 December 2023

3. BASIS OF PREPARATION AND MATERIAL ACCOUNTING POLICY INFORMATION *(continued)*

Material Accounting Policies Information *(continued)*

Revenue Recognition and Other Income Recognition *(continued)*

Revenue from contracts with customers (continued)

Interest income

Interest income from a financial asset is recognised when it is probable that the economic benefits will flow to the Group and the amount of income can be measured reliably. Interest come is accrued on a time basis, by reference to the principal outstanding and at the effective interest rate applicable, which is the rate that exactly discounts the estimated future cash receipts through the expected life of the financial asset to that asset's net carrying amount on initial recognition.

Property, Plant and Equipment

Property, plant and equipment, excluding buildings and construction in progress, are stated in the consolidated statement of financial position at cost less subsequent accumulated depreciation and accumulated impairment losses.

Buildings held for use in the production or supply of goods or services, or for administrative purposes, are stated in the consolidated statement of financial position at their revalued amounts, being the fair value at the date of revaluation less any subsequent accumulated depreciation and any subsequent accumulated impairment losses. Revaluations are performed with sufficient regularity such that the carrying amount does not differ materially from that which would be determined using fair value at the end of the reporting period.

Construction in progress is carried at cost, less any identified impairment losses. Costs include any costs directly attributable to bringing the asset to the location and condition necessary for it to be capable of operating in the manner intended by management and, for qualifying assets, borrowing costs capitalised in accordance with the Group's accounting policy. Depreciation of buildings commences when they are ready for their intended use.

Any revaluation increase arising on revaluation of buildings is recognised in other comprehensive income and accumulated in revaluation reserve, except to the extent that it reverses a revaluation decrease of the same asset previously recognised in profit or loss, in which case the increase is credited to profit or loss to the extent of the decrease previously charged. A decrease in net carrying amount arising on revaluation of an asset is recognised in profit or loss to the extent that it exceeds the balance, if any, on the revaluation reserve relating to a previous revaluation of that asset. On the subsequent sale or retirement of a revalued asset, the attributable revaluation surplus is transferred to accumulated loss.

Depreciation is recognised so as to write off the cost or revalued amount of items of property, plant and equipment other than construction in progress less their residual values over their estimated useful lives, using the straight-line method. The estimated useful lives, residual values and depreciation method are reviewed at the end of each reporting period, with the effect of any changes in estimate accounted for on a prospective basis.

An item of property, plant and equipment is derecognised upon disposal or when no future economic benefits are expected to arise from the continued use of the asset. Any gain or loss arising on the disposal or retirement of an item of property, plant and equipment is determined as the difference between the sales proceeds and the carrying amount of the asset and is recognised in profit or loss.

NOTES TO THE CONSOLIDATED FINANCIAL STATEMENTS

For the year ended 31 December 2023

3. BASIS OF PREPARATION AND MATERIAL ACCOUNTING POLICY INFORMATION *(continued)*

Material Accounting Policies Information *(continued)*

Ownership Interests in Leasehold Land and Building

When the Group makes payments for ownership interests of properties which includes both leasehold land and building elements, the entire consideration is allocated between the leasehold land and the building elements in proportion to the relative fair values at initial recognition.

To the extent the allocation of the relevant payments can be made reliably, interest in leasehold land that is accounted for as an operating lease is presented as “right-of-use assets” (upon application of HKFRS 16) in the consolidated statement of financial position. When the consideration cannot be allocated reliably between non-lease building element and undivided interest in the underlying leasehold land, the entire properties are classified as property, plant and equipment.

Inventories

Inventories are stated at the lower of cost and net realisable value. Costs of inventories are calculated using the first-in, first-out method. Net realisable value represents the estimated selling price for inventories less all estimated costs of completion and costs necessary to make the sale. Costs necessary to make the sale include incremental costs directly attributable to the sale and non-incremental costs which the Group must incur to make the sale.

Impairment Losses on Non-Financial Assets

At the end of the reporting period, the Group reviews the carrying amounts of its non-financial assets with finite useful lives to determine whether there is any indication that those assets have suffered an impairment loss. If any such indication exists, the recoverable amount of the asset is estimated in order to determine the extent of the impairment loss, if any. When it is not possible to estimate the recoverable amount of an individual asset, the Group estimates the recoverable amount of the cash-generating unit (“CGU”) to which the asset belongs. Where a reasonable and consistent basis of allocation can be identified, corporate assets are also allocated to individual CGUs, or otherwise they are allocated to the smallest group of CGUs for which a reasonable and consistent allocation basis can be identified.

Recoverable amount is the higher of fair value less costs of disposal and value in use. In assessing value in use, the estimated future cash flows are discounted to their present value using a pre-tax discount rate that reflects current market assessments of the time value of money and the risks specific to the asset for which the estimates of future cash flows have not been adjusted.

If the recoverable amount of an asset (or a CGU) is estimated to be less than its carrying amount, the carrying amount of the asset (or the CGU) is reduced to its recoverable amount. An impairment loss is recognised immediately in profit or loss.

When allocating an impairment loss to individual assets within a CGU, the carrying amount of an individual asset should not be reduced below the highest of its fair value less cost of disposal (if measurable), its value in use (if determinable), and zero. If this results in an amount being allocated to an asset which is less than its pro rata share of the impairment loss, the excess is allocated to the remaining assets within the CGU on a pro rata basis.

NOTES TO THE CONSOLIDATED FINANCIAL STATEMENTS

For the year ended 31 December 2023

3. BASIS OF PREPARATION AND MATERIAL ACCOUNTING POLICY INFORMATION *(continued)*

Material Accounting Policies Information *(continued)*

Impairment Losses on Non-Financial Assets *(continued)*

Where an impairment loss subsequently reverses, the carrying amount of the asset (or the CGU) is increased to the revised estimate of its recoverable amount, but so that the increased carrying amount does not exceed the carrying amount that would have been determined had no impairment loss been recognised for the asset (or the CGU) in prior years. A reversal of an impairment loss is recognised as income immediately in profit or loss, unless the relevant asset is carried at a revalued amount under another standard, in which case the reversal of the impairment loss is treated as a revaluation increase under that standard.

Financial instruments

Financial assets and financial liabilities are recognised when a group entity becomes a party to the contractual provisions of the instrument.

Financial assets and financial liabilities are initially measured at fair value except for trade receivables arising from contracts with customers which are initially measured in accordance with HKFRS 15 Revenue from Contracts with Customers. Transaction costs that are directly attributable to the acquisition or issue of financial assets and financial liabilities (other than financial assets or financial liabilities at fair value through profit or loss (“**FVTPL**”)) are added to or deducted from the fair value of the financial assets or financial liabilities, as appropriate, on initial recognition. Transaction costs directly attributable to the acquisition of financial assets or financial liabilities at FVTPL are recognised immediately in profit or loss.

Financial assets

Classification and measurement of financial assets

Financial assets that meet the following conditions are subsequently measured at amortised cost:

- the financial asset is held within a business model whose objective is to collect contractual cash flows; and
- the contractual terms give rise on specified dates to cash flows that are solely payments of principal and interest on the principal amount outstanding.

Financial assets that meet the following conditions are subsequently measured at fair value through other comprehensive income (“**FVTOCI**”):

- the financial asset is held within a business model whose objective is achieved by both selling and collecting contractual cash flows; and
- the contractual terms give rise on specified dates to cash flows that are solely payments of principal and interest on the principal amount outstanding.

All other financial assets are subsequently measured at FVTPL.

NOTES TO THE CONSOLIDATED FINANCIAL STATEMENTS

For the year ended 31 December 2023

3. BASIS OF PREPARATION AND MATERIAL ACCOUNTING POLICY INFORMATION *(continued)*

Material Accounting Policies Information *(continued)*

Financial instruments *(continued)*

Financial assets *(continued)*

Classification and measurement of financial assets *(continued)*

A financial asset is classified as held for trading if:

- it has been acquired principally for the purpose of selling in the near term; or
- on initial recognition it is a part of a portfolio of identified financial instruments that the Group manages together and has a recent actual pattern of short-term profit-taking; or
- it is a derivative that is not designated and effective as a hedging instrument.

In addition, the Group may irrevocably designate a financial asset that are required to be measured at the amortised cost or FVTOCI as measured at FVTPL if doing so eliminates or significantly reduces an accounting mismatch.

Amortised cost and interest income

Interest income is recognised using the effective interest method for financial assets measured subsequently at amortised cost. Interest income is calculated by applying the effective interest rate to the gross carrying amount of a financial asset, except for financial assets that have subsequently become credit-impaired (see below). For financial assets that have subsequently become credit-impaired, interest income is recognised by applying the effective interest rate to the amortised cost of the financial asset from the next reporting period. If the credit risk on the credit-impaired financial instrument improves so that the financial asset is no longer credit-impaired, interest income is recognised by applying the effective interest rate to the gross carrying amount of the financial asset from the beginning of the reporting period following the determination that the asset is no longer credit-impaired.

NOTES TO THE CONSOLIDATED FINANCIAL STATEMENTS

For the year ended 31 December 2023

3. BASIS OF PREPARATION AND MATERIAL ACCOUNTING POLICY INFORMATION *(continued)*

Material Accounting Policies Information *(continued)*

Financial instruments *(continued)*

Financial assets *(continued)*

Impairment of financial assets

The Group performs impairment assessment under expected credit loss (“ECL”) model on financial assets which are subject to impairment under HKFRS 9 (including trade and other receivables, pledged bank deposit and bank balances, deposits and cash). The amount of ECL is updated at each reporting date to reflect changes in credit risk since initial recognition.

Lifetime ECL represents the ECL that will result from all possible default events over the expected life of the relevant instrument. In contrast, 12-month ECL represents the portion of lifetime ECL that is expected to result from default events that are possible within 12 months after the reporting date. Assessment are done based on the Group’s historical credit loss experience, adjusted for factors that are specific to the debtors, general economic conditions and an assessment of both the current conditions at the reporting date as well as the forecast of future conditions.

For all other instruments, the Group measures the loss allowance equal to 12-month ECL, unless when there has been a significant increase in credit risk since initial recognition, in which case the Group recognises lifetime ECL. The assessment of whether lifetime ECL should be recognised is based on significant increases in the likelihood or risk of a default occurring since initial recognition.

Significant increase in credit risk

In assessing whether the credit risk has increased significantly since initial recognition, the Group compares the risk of a default occurring on the financial instrument as at the reporting period with the risk of a default occurring on the financial instrument as at the date of initial recognition. In making this assessment, the Group considers both quantitative and qualitative information that is reasonable and supportable, including historical experience and forward-looking information that is available without undue cost or effort.

In particular, the following information is taken into account when assessing whether credit risk has increased significantly:

- an actual or expected significant deterioration in the financial instrument’s external (if available) or internal credit rating;
- significant deterioration in external market indicators of credit risk, e.g. a significant increase in the credit spread, the credit default swap prices for the debtor;
- existing or forecast adverse changes in business, financial or economic conditions that are expected to cause a significant decrease in the debtor’s ability to meet its debt obligations;
- an actual or expected significant deterioration in the operating results of the debtor;
- an actual or expected significant adverse change in the regulatory, economic, or technological environment of the debtor that results in a significant decrease in the debtor’s ability to meet its debt obligations.

NOTES TO THE CONSOLIDATED FINANCIAL STATEMENTS

For the year ended 31 December 2023

3. BASIS OF PREPARATION AND MATERIAL ACCOUNTING POLICY INFORMATION *(continued)*

Material Accounting Policies Information *(continued)*

Financial instruments *(continued)*

Financial assets *(continued)*

Significant increase in credit risk *(continued)*

Irrespective of the outcome of the above assessment, the Group presumes that the credit risk has increased significantly since initial recognition when contractual payments are more than 30 days past due, unless the Group has reasonable and supportable information that demonstrates otherwise.

The Group regularly monitors the effectiveness of the criteria used to identify whether there has been a significant increase in credit risk and revises them as appropriate to ensure that the criteria are capable of identifying significant increase in credit risk before the amount becomes past due.

Definition of default

For internal credit risk management, the Group considers an event of default occurs when information developed internally or obtained from external sources indicates that the debtor is unlikely to pay its creditors, including the Group, in full.

Irrespective of the above, the Group considers that default has occurred when a financial asset is more than 90 days past due unless the Group has reasonable and supportable information to demonstrate that a more lagging default criterion is more appropriate.

Credit-impaired financial assets

A financial asset is credit-impaired when one or more events of default that have a detrimental impact on the estimated future cash flows of that financial asset have occurred. Evidence that a financial asset is credit-impaired includes observable data about the following events:

- (a) significant financial difficulty of the issuer or the borrower;
- (b) a breach of contract, such as a default or past due event;
- (c) the lender(s) of the borrower, for economic or contractual reasons relating to the borrower's financial difficulty, having granted to the borrower a concession(s) that the lender(s) would not otherwise consider;
- (d) it is becoming probable that the borrower will enter bankruptcy or other financial reorganisation; or
- (e) the disappearance of an active market for that financial asset because of financial difficulties.

NOTES TO THE CONSOLIDATED FINANCIAL STATEMENTS

For the year ended 31 December 2023

3. BASIS OF PREPARATION AND MATERIAL ACCOUNTING POLICY INFORMATION *(continued)*

Material Accounting Policies Information *(continued)*

Financial instruments *(continued)*

Financial assets *(continued)*

Write-off policy

The Group writes off a financial asset when there is information indicating that the counterparty is in severe financial difficulty and there is no realistic prospect of recovery, for example, when the counterparty has been placed under liquidation or has entered into bankruptcy proceedings. Financial assets written off may still be subject to enforcement activities under the Group's recovery procedures, taking into account legal advice where appropriate. A write-off constitutes a derecognition event. Any subsequent recoveries are recognised in profit or loss.

Measurement and recognition of ECL

The measurement of ECL is a function of the probability of default, loss given default (i.e. the magnitude of the loss if there is a default) and the exposure at default. The assessment of the probability of default and loss given default is based on historical data and forward-looking information. Estimation of ECL reflects an unbiased and probability-weighted amount that is determined with the respective risks of default occurring as the weights.

Generally, the ECL is the difference between all contractual cash flows that are due to the Group in accordance with the contract and the cash flows that the Group expects to receive, discounted at the effective interest rate determined at initial recognition.

Where ECL is measured on a collective basis or cater for cases where evidence at the individual instrument level may not yet be available, the financial instruments are grouped on the following basis:

- Nature of financial instruments (i.e. the Group's trade and other receivable) and amounts due from customers are each assessed as a separate group;
- Past-due status;
- Nature, size and industry of debtors; and
- External credit ratings where available.

The grouping is regularly reviewed by management to ensure the constituents of each group continue to share similar credit risk characteristics.

Interest income is calculated based on the gross carrying amount of the financial asset unless the financial asset is credit-impaired, in which case interest income is calculated based on amortised cost of the financial asset.

The Group recognises an impairment gain or loss in profit or loss for all financial instruments by adjusting their carrying amount, with the exception of trade receivables where the corresponding adjustment is recognised through a loss allowance account.

NOTES TO THE CONSOLIDATED FINANCIAL STATEMENTS

For the year ended 31 December 2023

3. BASIS OF PREPARATION AND MATERIAL ACCOUNTING POLICY INFORMATION *(continued)*

Material Accounting Policies Information *(continued)*

Financial instruments *(continued)*

Financial assets *(continued)*

Derecognition

The Group derecognises a financial asset only when the contractual rights to the cash flows from the asset expire, or when it transfers the financial asset and substantially all the risks and rewards of ownership of the asset to another entity. If the Group neither transfers nor retains substantially all the risks and rewards of ownership and continues to control the transferred asset, the Group recognises its retained interest in the asset and an associated liability for amounts it may have to pay. If the Group retains substantially all the risks and rewards of ownership of a transferred financial asset, the Group continues to recognise the financial asset and also recognises a collateralised borrowing for the proceeds received.

On derecognition of a financial asset measured at amortised cost, the difference between the asset's carrying amount and the sum of the consideration received and receivable is recognised in profit or loss.

Financial liabilities and equity instruments

Classification as financial liabilities or equity

Financial liabilities and equity instruments issued by a group entity are classified as either financial liabilities or as equity in accordance with the substance of the contractual arrangements and the definitions of a financial liability and an equity instrument.

Equity instruments

An equity instrument is any contract that evidences a residual interest in the assets of an entity after deducting all of its liabilities. Equity instruments issued by the Company are recognised at the proceeds received, net of direct issue costs.

Effective interest method

The effective interest method is a method of calculating the amortised cost of a financial liability and of allocating interest income and interest expense over the relevant period. The effective interest rate is the rate that exactly discounts estimated future cash payments (including all fees and points paid or received that form an integral part of the effective interest rate, transaction costs and other premiums or discounts) through the expected life of the financial asset or financial liability, or, where appropriate, a shorter period, to the net carrying amount on initial recognition.

Financial liabilities

All financial liabilities are subsequently measured at amortised cost using the effective interest method.

Financial liabilities at amortised cost

Financial liabilities (including trade and other payables, bills payables, lease liabilities and bank borrowings) are subsequently measured at amortised cost, using the effective interest method.

NOTES TO THE CONSOLIDATED FINANCIAL STATEMENTS

For the year ended 31 December 2023

3. BASIS OF PREPARATION AND MATERIAL ACCOUNTING POLICY INFORMATION *(continued)*

Material Accounting Policies Information *(continued)*

Financial instruments *(continued)*

Financial liabilities and equity instruments (continued)

Convertible bonds

The component parts of the convertible bonds are classified separately as financial liability and equity in accordance with the substance of the contractual arrangements and the definitions of a financial liability and an equity instrument. A conversion option that will be settled by the exchange of a fixed amount of cash or another financial asset for a fixed number of the Company's own equity instruments is an equity instrument.

At the date of issue, the fair value of the liability component (including any embedded non-equity derivatives features) is estimated by measuring the fair value of similar liability that does not have an associated equity component.

A conversion option classified as equity is determined by deducting the amount of the liability component from the fair value of the compound instrument as a whole. This is recognised and included in equity, net of income tax effects, and is not subsequently remeasured. In addition, the conversion option classified as equity will remain in equity until the conversion option is exercised, in which case, the balance recognised in equity will be transferred to share premium. Where the conversion option remains unexercised at the maturity date of the convertible bonds, the balance recognised in equity will be transferred to the accumulated loss. No gain or loss is recognised in profit or loss upon conversion or expiration of the conversion option.

Transaction costs that relate to the issue of the convertible bonds are allocated to the liability and equity components in proportion to the allocation of the gross proceeds. Transaction costs relating to the equity component are charged directly to equity. Transaction costs relating to the liability component are included in the carrying amount of the liability portion and amortised over the period of the convertible bonds using the effective interest method.

Derecognition

The Group derecognises financial liabilities when, and only when, the Group's obligations are discharged, cancelled or have expired. The difference between the carrying amount of the financial liability derecognised and the consideration paid and payable is recognised in the profit or loss.

Lease

Definition of a lease

A contract is, or contains, a lease if the contract conveys the right to control the use of an identified asset for a period of time in exchange for consideration.

For contracts entered into or modified on or after the date of initial application, the Group assesses whether a contract is or contains a lease based on the definition under HKFRS 16 at inception, modification date or acquisition date, as appropriate. Such contract will not be reassessed unless the terms and conditions of the contract are subsequently changed.

NOTES TO THE CONSOLIDATED FINANCIAL STATEMENTS

For the year ended 31 December 2023

3. BASIS OF PREPARATION AND MATERIAL ACCOUNTING POLICY INFORMATION *(continued)*

Material Accounting Policies Information *(continued)*

Lease *(continued)*

As a lessee

Allocation of consideration to components of a contract

For a contract that contains a lease component and non-lease components, the Group allocates the consideration in the contract to each lease component on the basis of the relative stand-alone price of the lease component and the aggregate stand-alone price of the non-lease components.

The Group also applies practical expedient not to separate non-lease components from lease component, and instead account for the lease component and any associated non-lease components as a single lease component.

As a practical expedient, leases with similar characteristics are accounted on a portfolio basis when the Group reasonably expects that the effects on the financial statements would not differ materially from individual leases within the portfolio.

Short-term leases and leases of low-value assets

The Group applies the short-term lease recognition exemption to leases of property that have a lease term of 12 months or less from the commencement date and do not contain a purchase option. It also applies the recognition exemption for lease of low-value assets. Lease payments on short-term leases and leases of low-value assets are recognised as expense on a straight-line basis or another systematic basis over the lease term.

Right-of-use assets

The cost of right-of-use asset includes:

- the amount of the initial measurement of the lease liability;
- any lease payments made at or before the commencement date, less any lease incentives received;
- any initial direct costs incurred by the Group; and
- an estimate of costs to be incurred by the Group in dismantling and removing the underlying assets, restoring the site on which it is located or restoring the underlying asset to the condition required by the terms and conditions of the lease.

The Group recognises right-of-use assets at the commencement date of the lease (i.e. the date the underlying asset is available for use). Right-of-use assets are measured at cost, less any accumulated depreciation and impairment losses, and adjusted for any remeasurement of lease liabilities.

Right-of-use assets in which the Group is reasonably certain to obtain ownership of the underlying leased assets at the end of the lease term is depreciated from commencement date to the end of the useful life. Otherwise, right-of-use assets are depreciated on a straight-line basis over the shorter of its estimated useful life and the lease term.

NOTES TO THE CONSOLIDATED FINANCIAL STATEMENTS

For the year ended 31 December 2023

3. BASIS OF PREPARATION AND MATERIAL ACCOUNTING POLICY INFORMATION *(continued)*

Material Accounting Policies Information *(continued)*

Lease *(continued)*

As a lessee *(continued)*

Right-of-use assets *(continued)*

The Group presents right-of-use assets as a separate line item on the consolidated statement of financial position.

Refundable rental deposits

Refundable rental deposits paid are accounted under HKFRS 9 Financial Instruments and initially measured at fair value. Adjustments to fair value at initial recognition are considered as additional lease payments and included in the cost of right-of-use assets.

Lease liabilities

At the commencement date of a lease, the Group recognises and measures the lease liability at the present value of lease payments that are unpaid at that date. In calculating the present value of lease payments, the Group uses the incremental borrowing rate at the lease commencement date if the interest rate implicit in the lease is not readily determinable.

The lease payments include:

- fixed payments (including in-substance fixed payments) less any lease incentives receivable;
- variable lease payments that depend on an index or a rate initially measured using the index or rate as at the commencement date;
- amounts expected to be payable by the Group under residual value guarantees;
- the exercise price of a purchase option reasonably certain to be exercised by the Group; and
- payments of penalties for terminating a lease, if the lease term reflects the Group exercising the option to terminate the lease.

After the commencement date, lease liabilities are adjusted by interest accretion and lease payments.

The Group remeasures lease liabilities (and makes a corresponding adjustment to the related right-of-use assets) whenever:

- the lease term has changed or there is a change in the assessment of exercise of a purchase option, in which case the related lease liability is remeasured by discounting the revised lease payments using a revised discount rate at the date of reassessment.
- the lease payments change due to changes in market rental rates following a market rent review/expected payment under a guaranteed residual value, in which cases the related lease liability is remeasured by discounting the revised lease payments using the initial discount rate.

The Group presents lease liabilities as a separate line item on the consolidated statement of financial position.

NOTES TO THE CONSOLIDATED FINANCIAL STATEMENTS

For the year ended 31 December 2023

3. BASIS OF PREPARATION AND MATERIAL ACCOUNTING POLICY INFORMATION *(continued)*

Material Accounting Policies Information *(continued)*

Lease *(continued)*

As a lessee (continued)

Lease modifications

The Group accounts for a lease modification as a separate lease if:

- the modification increases the scope of the lease by adding the right to use one or more underlying assets; and
- the consideration for the leases increases by an amount commensurate with the stand-alone price for the increase in scope and any appropriate adjustments to that stand-alone price to reflect the circumstances of the particular contract.

For a lease modification that is not accounted for as a separate lease, the Group remeasures the lease liability based on the lease term of the modified lease by discounting the revised lease payments using a revised discount rate at the effective date of the modification.

Equity-Settled Share-Based Payment Transactions

Share options granted to directors, employees and others providing similar services rendered by employees

The fair value of services received determined by reference to the fair value of share options granted at the grant date is expensed on a straight-line basis over the vesting period, with a corresponding increase in equity (share option reserve).

At the end of the reporting period, the Group revises its estimates of the number of options that are expected to ultimately vest. The impact of the revision of the original estimates during the vesting period, if any, is recognised in profit or loss such that the cumulative expense reflects the revised estimate, with a corresponding adjustment to share option reserve. For share options that vest immediately at the date of grant, the fair value of the share options granted is expense immediately to profit or loss.

When the share options are exercised, the amount previously recognised in share option reserve will be transferred to share capital and share premium. When the share options are forfeited after the vesting date or are still not exercised at the expiry date, the amount previously recognised in share option reserve will be transferred to accumulated losses.

Taxation

Income tax expense represents the sum of the tax currently payable and deferred tax.

The tax currently payable is based on taxable profit for the year. Taxable profit differs from profit/loss before tax because of income or expense that are taxable or deductible in other years and items that are never taxable or deductible. The Group's liability for current tax is calculated using tax rates that have been enacted or substantively enacted by the end of the reporting period.

NOTES TO THE CONSOLIDATED FINANCIAL STATEMENTS

For the year ended 31 December 2023

3. BASIS OF PREPARATION AND MATERIAL ACCOUNTING POLICY INFORMATION *(continued)*

Material Accounting Policies Information *(continued)*

Taxation *(continued)*

Deferred tax is recognised on temporary differences between the carrying amounts of assets and liabilities in the consolidated financial statements and the corresponding tax base used in the computation of taxable profit. Deferred tax liabilities are generally recognised for all taxable temporary differences. Deferred tax assets are generally recognized for all deductible temporary differences to the extent that it is probable that taxable profits will be available against which those deductible temporary differences can be utilised. Such deferred tax assets and liabilities are not recognised if the temporary difference arises from the initial recognition (other than in a business combination) of assets and liabilities in a transaction that affects neither the taxable profit nor the accounting profit and at the time of the transaction does not give rise to equal taxable and deductible temporary differences. In addition, deferred tax liabilities are not recognised if the temporary difference arises from the initial recognition of goodwill.

Deferred tax liabilities are recognised for taxable temporary differences associated with investments in subsidiaries and associate, except where the Group is able to control the reversal of the temporary difference and it is probable that the temporary difference will not reverse in the foreseeable future. Deferred tax assets arising from deductible temporary differences associated with such investments are only recognised to the extent that it is probable that there will be sufficient taxable profit against which to utilise the benefits of the temporary differences and they are expected to reverse in the foreseeable future.

The carrying amount of deferred tax assets is reviewed at the end of the reporting period and reduced to the extent that it is no longer probable that sufficient taxable profits will be available to allow all or part of the asset to be recovered.

Deferred tax assets and liabilities are measured at the tax rates that are expected to apply in the period in which the liability is settled or the asset is realised, based on tax rate (and tax laws) that have been enacted or substantively enacted by the end of the reporting period.

The measurement of deferred tax liabilities and assets reflects the tax consequences that would follow from the manner in which the Group expects, at the end of the reporting period, to recover or settle the carrying amount of its assets and liabilities.

For the purposes of measuring deferred tax for leasing transactions in which the Group recognises the right-of-use assets and the related lease liabilities, the Group first determines whether the tax deductions are attributable to the right-of-use assets or the lease liabilities. The Group applies HKAS 12 requirements to the lease liabilities and the related assets separately. The Group recognises a deferred tax asset related to lease liabilities to the extent that it is probable that taxable profit will be available against which the deductible temporary difference can be utilised and a deferred tax liability for all taxable temporary differences.

Current and deferred tax is recognised in profit or loss, except when it relates to items that are recognised in other comprehensive income or directly in equity, in which case, the current and deferred tax are also recognised in other comprehensive income or directly in equity respectively.

NOTES TO THE CONSOLIDATED FINANCIAL STATEMENTS

For the year ended 31 December 2023

3. BASIS OF PREPARATION AND MATERIAL ACCOUNTING POLICY INFORMATION *(continued)*

Material Accounting Policies Information *(continued)*

Foreign Currencies

In preparing the financial statements of each individual group entity, transactions in currencies other than the functional currency of that entity (foreign currencies) are recognised at the rates of exchanges prevailing on the dates of the transactions. At the end of the reporting period, monetary items denominated in foreign currencies are re-translated at the rates prevailing at that date. Non-monetary items that are measured in terms of historical cost in foreign currency are not re-translated.

Exchange differences arising on the settlement of monetary items, and on the retranslation of monetary items are recognised in profit or loss in the period in which they arise.

For the purposes of presenting the consolidated financial statements, the assets and liabilities of the Group's foreign operations are translated into the presentation currency of the Group (i.e. HK\$) using exchange rates prevailing at the end of each reporting period. Income and expenses items are translated at the average exchange rates for the year. Exchange differences arising, if any, are recognised in other comprehensive income and accumulated in equity under the heading of exchange reserves (attributed to non-controlling interests as appropriate).

Borrowing Costs

Borrowing costs directly attributable to the acquisition, construction or production of qualifying assets, which are assets that necessarily take a substantial period of time to get ready for their intended use or sale, are added to the cost of those assets until such time as the assets are substantially ready for their intended use or sale. Investment income earned on the temporary investment of specific borrowings pending their expenditure on qualifying assets is deducted from the borrowing costs eligible for capitalisation.

All other borrowing costs are recognised in profit or loss in the period in which they are incurred.

Government Grants

Government grants are not recognised until there is reasonable assurance that the Group will comply with the conditions attaching to them and that the grants will be received.

Government grants related to income that are receivable as compensation for expenses or losses already incurred or for the purpose of giving immediate financial support to the Group with no future related costs are recognised in profit or loss in the period in which they become receivable. Such grants are presented under "other income".

NOTES TO THE CONSOLIDATED FINANCIAL STATEMENTS

For the year ended 31 December 2023

3. BASIS OF PREPARATION AND MATERIAL ACCOUNTING POLICY INFORMATION *(continued)*

Material Accounting Policies Information *(continued)*

Retirement Benefits Costs

Payments to the Mandatory Provident Fund Scheme and the state-managed retirement benefit schemes, which are defined contribution schemes, are recognised as an expense when employees have rendered services entitling them to the contributions.

For LSP obligation, the Group accounts for the employer MPF contributions expected to be offsetted as a deemed employee contribution towards the LSP obligation in term of HKAS 19 paragraph 93(a) and it is measured on a net basis. The estimated amount of future benefit is determined after deducting the negative service cost arising from the accrued benefits derived from the Group's MPF contributions that have been vested with employees, which are deemed to be contributions from the relevant employees.

Segment Reporting

Operating segments, and the amounts of each segment item reported in the consolidated financial statements, are identified from the consolidated financial statements provided regularly to the Group's most senior executive management for the purposes of allocating resources to, and assessing the performance of, the Group's various lines of business and geographical locations.

Individually material operating segments are not aggregated for financial reporting purposes unless the segments have similar economic characteristics and are similar in respect of the nature of products and services, the nature of production processes, the type or class of customers, the methods used to distribute the products or provide the services, and the nature of the regulatory environment. Operating segments which are not individually material may be aggregated if they share a majority of these criteria.

Related Party Transactions

A party is considered to be related to the Group if:

- (i) A person or a close member of that person's family is related to the Group if that person:
 - (a) has control or joint control over the Group;
 - (b) has significant influence over the Group; or
 - (c) is a member of the key management personnel of the Group or of a parent of the Group.

NOTES TO THE CONSOLIDATED FINANCIAL STATEMENTS

For the year ended 31 December 2023

3. BASIS OF PREPARATION AND MATERIAL ACCOUNTING POLICY INFORMATION *(continued)*

Material Accounting Policies Information *(continued)*

Related Party Transactions *(continued)*

- (ii) An entity is related to the Group if any of the following conditions applies:
- (a) the entity and the Group are members of the same group (which means that each parent, subsidiary and fellow subsidiaries is related to the others);
 - (b) one entity is an associate or joint venture of the other entity (or an associate or joint venture of a member of a group which the other entity is a member);
 - (c) both entities are joint ventures of the same third party;
 - (d) one entity is a joint venture of a third entity and the other entity is an associate of the third entity;
 - (e) the entity is a post-employment benefit plan for the benefit of employees of either the Group or an entity related to the Group. If the Group is itself such a plan, the sponsoring employees are also related to the Group;
 - (f) the entity is controlled or jointly controlled by a person identified in (i);
 - (g) a person identified in (i)(a) has significant influence over the entity or is a member of the key management personnel of the entity (or of a parent of the entity); or
 - (h) the entity, or any member of a group of which it is a part, provides key management personnel services to the Group or the Group's parent.

Close members of the family of a person are those family members who may be expected to influence, or be influenced by, that person in their dealings with the equity.

A transaction is considered to be a related party transaction when there is a transfer of resources, or obligations between the Group and a related party, regardless of whether a price is charged.

NOTES TO THE CONSOLIDATED FINANCIAL STATEMENTS

For the year ended 31 December 2023

3. BASIS OF PREPARATION AND MATERIAL ACCOUNTING POLICY INFORMATION *(continued)*

Material Accounting Policies Information *(continued)*

Provisions

Provisions are recognised when the Group has a present obligation (legal or constructive) as a result of a past event, it is probable that the Group will be required to settle the obligation, and a reliable estimate can be made of the amount of the obligation. The amount recognised as a provision is the best estimate of the consideration required to settle the present obligation at the end of the reporting period, taking into account the risks and uncertainties surrounding the obligation. When a provision is measured using the cash flows estimated to settle the present obligation, its carrying amount is the present value of those cash flows (where the effect of the time value of money is material). When some or all of the economic benefits required to settle a provision are expected to be recovered from a third party, a receivable is recognised as an asset if it is virtually certain that reimbursement will be received and the amount of the receivable can be measured reliably.

Separate financial statements

Investments in subsidiaries are accounted for at cost less impairment. Cost includes direct attributable costs of investment. The results of subsidiaries are accounted for by the Company on the basis of dividend received and receivable. Impairment testing of the investments in subsidiaries is required upon receiving a dividend from these investments if the dividend exceeds the total comprehensive income of the subsidiary in the period the dividend is declared or if the carrying amount of the investment in the separate financial statements exceeds the carrying amount in the consolidated financial statements of the investee's net assets including goodwill.

Subsidiaries

Subsidiaries are all entities (including special purpose entities) over which the Group has the power to govern the financial and operating policies generally accompanying a shareholding of more than one half of the voting rights. The existence and effect of potential voting rights that are currently exercisable or convertible are considered when assessing whether the Group controls another entity.

The purchase method of accounting is used to account for the acquisition of subsidiaries by the Group which qualifies as business combination, except for those acquisitions which qualify as a common control combination and are therefore accounted for using the merger accounting.

Under the purchase method of accounting, subsidiaries are fully consolidated from the date on which control is transferred to the Group. They are de-consolidated from the date that control ceases. The cost of an acquisition is measured as the fair value of the assets given, equity instruments issued and incurred or assumed at the date of exchange and, all acquisition-related costs are expensed. Identifiable assets acquired and liabilities and contingent liabilities assumed in a business combination are measured initially at their fair values at the acquisition date. On an acquisition-by-acquisition basis, the Group recognises any non-controlling interest in the acquiree at the non-controlling interest's proportionate share of the acquiree's net assets.

The excess of the consideration transferred, the amount of any non-controlling interest in the acquiree and the acquisition-date fair value of any previous equity interest in the acquiree over the fair value of the identifiable net assets acquired is recorded as goodwill. If this is less than the fair value of the net assets of the subsidiary acquired in the case of a bargain purchase, the difference is recognised directly in the consolidated statement of profit or loss and other comprehensive income.

NOTES TO THE CONSOLIDATED FINANCIAL STATEMENTS

For the year ended 31 December 2023

4. CRITICAL ACCOUNTING JUDGEMENTS AND KEY SOURCES OF ESTIMATION UNCERTAINTY

In the application of the Group's accounting policies, which are described in Note 3, the directors of the Company are required to make judgements, estimates and assumptions about the carrying amounts of assets and liabilities that are not readily apparent from other sources. The estimates and associated assumptions are based on historical experience and other factors that are considered to be relevant. Actual results may differ from these estimates.

The estimates and underlying assumptions are reviewed on an ongoing basis. Revisions to accounting estimates are recognised in the period in which the estimate is revised if the revision affects only that period, or in the period of the revision and future periods if the revision affects both current and future periods.

The following are the key assumptions concerning the future at the end of the reporting period, that have a significant risk of causing material adjustments to the carrying amounts of assets and liabilities within the next financial year.

Estimated Impairment of Property, Plant and Equipment and Right-of-use Assets

Property, plant and equipment and right-of-use assets are stated at costs less accumulated depreciation and impairment, if any. In determining whether an asset is impaired, the Group has to exercise judgment and make estimation, particularly in assessing: (1) whether an event has occurred or any indicators that may affect the asset value; (2) whether the carrying value of an asset can be supported by the recoverable amount, in the case of value in use, the net present value of future cash flows which are estimated based upon the continued use of the asset; and (3) the appropriate key assumptions to be applied in estimating the recoverable amounts including cash flow projections and an appropriate discount rate. When it is not possible to estimate the recoverable amount of an individual asset (including right-of-use assets), the Group estimates the recoverable amount of the cash-generating unit to which the assets belongs. Changing the assumptions and estimates, including the discount rates or the growth rate in the cash flow projections, could materially affect the net present value used in the impairment test.

As at 31 December 2023, the carrying amounts of property, plant and equipment and right-of-use assets are HK\$515,322,000 and HK\$14,538,000 (2022: HK\$431,900,000 and HK\$15,153,000). Impairment losses of approximately HK\$Nil and HK\$Nil (2022: HK\$Nil and HK\$2,127,000) respectively were recognised during the year ended 31 December 2023. Details are disclosed in Notes 15 and 16.

Estimated Allowance for Expected Credit Losses of Trade and Other Receivables

The loss allowances for ECL for financial assets are based on assumptions about risk of default and expected loss rates. The Group uses judgement in making these assumptions and selecting the inputs to the impairment calculation, based on the Group's past history, existing market conditions as well as forward-looking estimates at the end of each reporting period. Details of the key assumptions and inputs used are disclosed in Note 31(b).

Fair Value Measurements and Valuation Processes

As set out in Note 15, properties were revalued as at 31 December 2023 by a firm of independent professional valuers. Such valuations were based on certain assumptions, which are subject to uncertainty and might materially differ from the actual results. In making the judgement, the Group considers information from current prices in an active market for similar properties and uses assumptions that are mainly based on market conditions existing at each of reporting period.

NOTES TO THE CONSOLIDATED FINANCIAL STATEMENTS

For the year ended 31 December 2023

4. CRITICAL ACCOUNTING JUDGEMENTS AND KEY SOURCES OF ESTIMATION UNCERTAINTY *(continued)*

Write-Down of Inventories

The Group writes down inventories based on an assessment of the net realisable value of inventories. Allowance is applied to inventories where events or changes in circumstances indicate that the net realisable value is lower than the cost of inventories. The identification of obsolete inventories requires the use of judgment and estimates on the conditions and usefulness of the inventories. The management may consider the aging analysis, technology development of the industry, net realisable value for obsolete and slow-moving inventories that are no longer suitable for use in operation and subsequent sales or usage. Where the actual outcome or expectation of the net realisable value of inventories is different from the original estimate, such difference will impact the carrying value of inventories and write down for inventories in the period in which such estimate has changed. The carrying amount of inventories at 31 December 2023 was HK\$33,693,000 (2022: HK\$46,266,000).

5. TURNOVER

All revenue contracts are for period of one year or less, as permitted by practical expedient under HKFRS 15 *Revenue from Contracts with Customers*, the transaction price allocated to these unsatisfied contracts is not disclosed.

	2023 HK\$'000	2022 HK\$'000
Disaggregation of revenue from contracts with customers		
An analysis of the Group's turnover is by types of goods as follows:		
Sales of printed circuit boards ("PCB")	262,134	253,167
Light Emitting Diode ("LED") lighting	–	7,012
Total revenue recognised at a point in time	262,134	260,179
Time of revenue recognition		
At a point in time	262,134	260,179
Geographic market:		
The PRC	244,879	229,396
Hong Kong	5,457	9,483
Others	11,798	21,300
	262,134	260,179

NOTES TO THE CONSOLIDATED FINANCIAL STATEMENTS

For the year ended 31 December 2023

6. OTHER INCOME

	2023 HK\$'000	2022 HK\$'000
Bank interest income	1,067	658
Imputed interest on trade receivables with extended credit terms	–	292
Sales of scrap materials	4,005	2,247
Government grants (Note)	4,108	791
Others	8	–
	9,188	3,988

Note: Government grants were mainly granted to the Group as subsidies to support the operation of the Hong Kong and PRC subsidiaries. During the year ended 31 December 2023, the Group recognised government grants of approximately HK\$4,108,000 which mainly derived from subsidies for operations in PRC. During the year ended 31 December 2022, the Group recognised government grants of approximately HK\$266,000 in respect of COVID-19 related subsidies which is related to Employment Support Scheme provided by the Hong Kong Government. For other government grants, there are no special conditions or contingencies that are needed to be fulfilled and they were non-recurring in nature.

7. OTHER GAINS AND LOSSES, NET

	2023 HK\$'000	2022 HK\$'000
Net foreign exchange gain	1,170	1,890
Reversal of allowance for expected credit losses (“ECL”) recognised on other receivables	5,787	3,975
Reversal of allowance for ECL recognised on trade receivables with normal credit terms	463	199
Provision of allowance for ECL recognised on trade receivables with extended credit terms	(3,291)	(247)
Gain/(loss) on disposal of property, plant and equipment	2,566	(297)
Impairment loss on right-of-use assets	–	(2,127)
Others	–	(101)
	6,695	3,292

8. FINANCE COSTS

	2023 HK\$'000	2022 HK\$'000
Interest on:		
– Bank and other borrowings	15,012	15,727
– Convertible bonds	2,440	–
– Lease liabilities	186	116
	17,638	15,843

NOTES TO THE CONSOLIDATED FINANCIAL STATEMENTS

For the year ended 31 December 2023

9. INCOME TAX CREDIT

	2023 HK\$'000	2022 HK\$'000
The credit comprises:		
Current tax:		
PRC Enterprise Income Tax (“EIT”)	–	–
Hong Kong Profits Tax	–	–
Deferred tax	402	–
	402	–

No provision for Hong Kong Profits Tax has been made as the Group did not generate any assessable profits arising in Hong Kong for both years.

Under the Law of the People’s Republic of China on EIT (the “EIT Law”) and Implementation Regulation of the EIT Law, the tax rate of the PRC subsidiaries is 25% from 1 January 2008 onwards.

The income tax credit for the year can be reconciled to the loss before tax per the consolidated statement of profit or loss and other comprehensive income as follows:

	2023 HK\$'000	2022 HK\$'000
Loss before tax	(33,796)	(43,715)
Tax rate applicable to the major operations of the Group	25%	25%
Tax at the applicable rate	(8,449)	(10,929)
Tax effect of expenses not deductible for tax purpose	823	351
Tax effect of income not taxable for tax purpose	(2,590)	(833)
Tax effect of tax losses not recognised	8,479	9,746
Tax effect of different tax rate of subsidiaries	2,139	1,665
Income tax credit	402	–

NOTES TO THE CONSOLIDATED FINANCIAL STATEMENTS

For the year ended 31 December 2023

10. LOSS FOR THE YEAR

	2023 HK\$'000	2022 HK\$'000
Loss for the year has been arrived at after charging:		
Employee expenses, including directors' and chief executive officer's remuneration (Note)	25,821	39,365
Equity-settled share-based payment (Note)	1,162	–
Retirement benefit schemes contributions (Note)	2,247	3,222
Total employee expenses	29,230	42,587
Auditors' remuneration – audit service	1,900	1,800
Cost of inventories recognised as an expense	242,178	241,903
Depreciation of property, plant and equipment	10,367	6,338
Research and development costs recognised as an expense	–	124
Depreciation of right-of-use assets	615	959
Expenses relating to short-term leases	197	206

Note: Total employee expenses were charged to cost of sales and administrative expenses with amount of HK\$14,070,000 (2022: HK\$21,520,000) and HK\$15,160,000 (2022: HK\$21,067,000) respectively.

11. DIRECTORS' AND CHIEF EXECUTIVE OFFICER'S EMOLUMENTS

The emoluments of the directors and chief executive officer were as follows:

2023

	Guo Jun Hao	Wei Xiaomin	Zeng Yongguang	Liang Jiabin (note b)	Xu Ming	Wong Kwok On	Cheung Wai Ka	Loke Yu (note c)	Kong Chan Fai	Lai Yubin	Qiu Yumei	Total
	HK\$'000	HK\$'000	HK\$'000	HK\$'000	HK\$'000	HK\$'000	HK\$'000	HK\$'000	HK\$'000	HK\$'000	HK\$'000	HK\$'000
Fee	–	–	–	–	–	120	240	165	–	360	240	1,125
Salaries and other benefits	240	240	360	240	360	–	–	–	360	–	–	1,800
Retirement benefit scheme contributions	12	12	18	–	18	–	–	–	–	–	–	60
Equity-settled share-based payment	137	91	137	46	137	27	27	27	46	91	27	793
Total emoluments	389	343	515	286	515	147	267	192	406	451	267	3,778

NOTES TO THE CONSOLIDATED FINANCIAL STATEMENTS

For the year ended 31 December 2023

11. DIRECTORS' AND CHIEF EXECUTIVE OFFICER'S EMOLUMENTS *(continued)*

2022

	Guo Jun Hao	Wei Xiaomin	Zeng Yongguang	Liang Jiaxin (note b)	Xu Ming	Wong Kwok On	Cheung Wai Ka	Loke Yu (note c)	Mai Huazhi (note a)	Kong Chan Fai	Lai Yubin	Qiu Yumei	Total
	HK\$'000	HK\$'000	HK\$'000	HK\$'000	HK\$'000	HK\$'000	HK\$'000	HK\$'000	HK\$'000	HK\$'000	HK\$'000	HK\$'000	HK\$'000
Fee	-	-	-	-	-	120	240	180	-	-	360	240	1,140
Salaries and other benefits	233	240	360	141	350	-	-	-	93	360	-	-	1,777
Retirement benefit scheme contributions	12	12	18	-	18	-	-	-	-	-	-	-	60
Total emoluments	245	252	378	141	368	120	240	180	93	360	360	240	2,977

notes:

- (a) Mr. Mai Huazhi retired on 20 May 2022.
- (b) Ms. Liang Jiaxin was appointed as an executive director on 30 May 2022.
- (c) Mr. Loke Yu resigned on 30 November 2023.

None of the director agreed to waive or has waived any emoluments during the year.

12. EMPLOYEES' EMOLUMENTS

Of the five individuals with the highest emoluments in the Group for the year, five (2022: two) were directors of the Company whose emoluments are included in the disclosure in Note 11 above. The emoluments of the remaining nil (2022: three) individuals during the year ended 31 December 2023, were as follows:

	2023 HK\$'000	2022 HK\$'000
Salaries and other benefits	-	1,893
Retirement benefit schemes contributions	-	33
	-	1,926

	2023	2022
Their emoluments were within the following bands:		
Nil to HK\$1,000,000	-	3

During the year, no emoluments were paid by the Group to any of the directors or the five highest paid individuals (including directors and employees) as an inducement to join or upon joining the Group or as compensation for loss of office.

NOTES TO THE CONSOLIDATED FINANCIAL STATEMENTS

For the year ended 31 December 2023

13. DIVIDENDS

No dividend was paid or proposed for ordinary shareholders of the Company during 2023, nor has any dividend been proposed since the end of the reporting period (2022: Nil).

14. LOSS PER SHARE

The calculation of the basic and diluted loss per share for the year is based on the following data:

	2023 HK\$'000	2022 HK\$'000
Loss		
Loss attributable to owners of the Company	(31,043)	(41,053)

	2023 '000	2022 '000
Number of shares		
Weighted average number of ordinary shares for calculating basic loss per share	669,415	640,343

The basic and diluted loss per share are the same for the years ended 31 December 2023 and 2022. The calculation of the diluted loss per share for both years did not assume the exercise of the Company's outstanding share options and the conversion of convertible bonds as the effect is anti-dilutive.

NOTES TO THE CONSOLIDATED FINANCIAL STATEMENTS

For the year ended 31 December 2023

15. PROPERTY, PLANT AND EQUIPMENT

	Buildings HK\$'000	Plant and machinery HK\$'000	Furniture and fixtures HK\$'000	Motor vehicles HK\$'000	Office equipment HK\$'000	Leasehold improvements HK\$'000	Construction in progress HK\$'000	Total HK\$'000
At 1 January 2022	138,918	243,494	2,430	8,018	8,104	105,498	82,173	588,635
Addition	-	-	-	904	657	2,804	205,420	209,785
Disposal	-	(167,844)	-	-	-	(5,264)	-	(173,108)
Surplus on revaluation	1,072	-	-	-	-	-	-	1,072
At 31 December 2022 and 1 January 2023	139,990	75,650	2,430	8,922	8,761	103,038	287,593	626,384
Addition	-	61,251	-	22	55	376	29,724	91,428
Disposal	-	(32,791)	-	(109)	-	-	-	(32,900)
Surplus on revaluation	2,361	-	-	-	-	-	-	2,361
At 31 December 2023	142,351	104,110	2,430	8,835	8,816	103,414	317,317	687,273
ACCUMULATED DEPRECIATION AND IMPAIRMENT								
At 1 January 2022	10,656	228,900	2,389	6,878	8,104	96,678	-	353,605
Provide for the year	2,629	1,340	41	365	61	1,902	-	6,338
Disposal	-	(160,195)	-	-	-	(5,264)	-	(165,459)
At 31 December 2022 and 1 January 2023	13,285	70,045	2,430	7,243	8,165	93,316	-	194,484
Provide for the year	2,554	5,143	-	441	105	2,124	-	10,367
Disposal	-	(32,791)	-	(109)	-	-	-	(32,900)
At 31 December 2023	15,839	42,397	2,430	7,575	8,270	95,440	-	171,951
CARRYING VALUES								
At 31 December 2023	126,512	61,713	-	1,260	546	7,974	317,317	515,322
At 31 December 2022	126,705	5,605	-	1,679	596	9,722	287,593	431,900

NOTES TO THE CONSOLIDATED FINANCIAL STATEMENTS

For the year ended 31 December 2023

15. PROPERTY, PLANT AND EQUIPMENT *(continued)*

The above items of property, plant and equipment are depreciated on a straight-line method at the following rates per annum:

Buildings	Over the remaining term of the leases
Leasehold improvements	10% or over the term of lease, whichever is shorter
Plant and machinery	10%
Furniture and fixtures	10%
Motor vehicles	18%
Office equipment	18%

The carrying value of the Group's buildings shown above are situated in the PRC under medium-term leases.

Impairment assessment

The management of the Group concluded there was indication of impairment due to recurring loss of the Group and conducted impairment assessment on recoverable amounts of certain property, plant and equipment and right-of-use assets with carrying amounts (before impairment) of HK\$515,322,000 (2022: HK\$431,900,000) and HK\$14,538,000 (2022: HK\$17,280,000), respectively.

For the year ended 31 December 2023, and 2022 the Group estimates the recoverable amounts of the individual assets of property, plant and equipment and the land use rights under right-of-use assets based on higher of fair value less costs of disposal and value in use. The carrying amount of the relevant assets does not exceed the recoverable amount based on fair value less costs of disposal categorised under level 3 fair value hierarchy and no impairment has been recognised. The recoverable amounts of individual assets are calculated based on market approach and replacement cost approach. As at 31 December 2022, the recoverable amounts of the property leases under right-of-use assets have been determined based on their value in use. Impairment of HK\$2,127,000 has been recognised in profit or loss during the year ended 31 December 2022.

The Group's buildings were valued on 31 December 2023 and 2022 by Roma Appraisals Limited, an independent qualified professional valuer not connected with the Group.

If buildings had not been revalued, they would have been included in these consolidated financial statements at historical cost less accumulated depreciation of HK\$71,226,000 (2022: HK\$73,780,000).

The Group has pledged buildings and construction in progress with carrying amounts of HK\$126,512,000 and HK\$259,989,000 (2022: HK\$126,705,000 and HK\$239,365,000) respectively, to secure general banking facilities granted to the Group.

NOTES TO THE CONSOLIDATED FINANCIAL STATEMENTS

For the year ended 31 December 2023

15. PROPERTY, PLANT AND EQUIPMENT *(continued)*

Details of the Group's buildings and information about the fair value hierarchy as at 31 December 2023 and 2022 are as follows:

	Carrying value of buildings		Fair value hierarchy	Valuation technique(s) and significant unobservable inputs	Relationship of unobservable inputs to fair value
	2023 HK\$'000	2022 HK\$'000			
Industrial properties in the PRC	126,512	126,705	Level 3	Direct comparison method – based on price per square foot, using market observable comparable prices of similar properties ranging from HK\$2,786 to HK\$4,497 (2022: HK\$3,145 to HK\$3,633) per sq.ft, and adjusted taking into account of locations and other individual factors such as floor level, building age, size and conditions of the properties.	The higher the price per square feet, the higher the fair value.

There were no transfers into or out of level 3 during the year.

NOTES TO THE CONSOLIDATED FINANCIAL STATEMENTS

For the year ended 31 December 2023

16. RIGHT-OF-USE ASSETS

The Group's right-of-use assets comprise:

	Land use rights in the PRC under medium-term leases HK\$'000	Property leases HK\$'000	Total HK\$'000
As at 31 December 2023			
Carrying amount	14,538	–	14,538
As at 31 December 2022			
Carrying amount	15,153	–	15,153
For the year ended 31 December 2023			
Depreciation charge	615	–	615
For the year ended 31 December 2022			
Addition	–	2,471	2,471
Impairment	–	2,127	2,127
Depreciation charge	615	344	959

The right-of-use assets are charged to profit or loss over the respective term of the lease on a straight-line basis.

During the year, the Group leases property for own use. Lease contracts are entered into for fixed term of three years. In determining the lease term and assessing the length of the non-cancellable period, the Group applies the definition of a contract and determines the period for which the contract is enforceable.

As at 31 December 2023, the Group has pledged the land use rights of carrying amount of HK\$14,538,000 (2022: HK\$15,153,000) to secure general banking facilities granted to the Group.

NOTES TO THE CONSOLIDATED FINANCIAL STATEMENTS

For the year ended 31 December 2023

17. INVENTORIES

	2023 HK\$'000	2022 HK\$'000
Raw materials	17,400	13,792
Work in progress	8,867	12,167
Finished goods	7,426	20,307
	33,693	46,266

18. TRADE AND OTHER RECEIVABLES

	2023 HK\$'000	2022 HK\$'000
Trade receivables with normal credit terms	114,739	139,548
Less: Allowance for ECL	(84,521)	(84,984)
	30,218	54,564
Trade receivables with extended credit terms	40,212	44,692
Less: Allowance for ECL	(9,439)	(6,148)
	30,773	38,544
Total trade receivables, net of allowance for doubtful debts	60,991	93,108
Advances to suppliers	12,138	12,116
Value-added tax recoverable	2,175	1,155
	14,313	13,271
Other receivables	11,530	30,519
	25,843	43,790
Trade and other receivables shown under current assets	86,834	136,898

NOTES TO THE CONSOLIDATED FINANCIAL STATEMENTS

For the year ended 31 December 2023

18. TRADE AND OTHER RECEIVABLES *(continued)*

The Group generally allows an average credit period of 30 days to 180 days to its trade on PCB customers and tradings of towers and electric cable customers with normal credit terms and credit period ranging from one year to ten years to its trade on LED lighting customers with extended credit terms which is based on the contractual repayment schedule. The following is an aging analysis of trade receivables with normal credit terms and trade receivables with extended credit terms, net of allowance for ECL respectively, presented based on the invoice date at the end of the reporting period, which approximated the respective revenue recognition dates:

	Extended credit terms		Normal credit terms		Total	
	2023	2022	2023	2022	2023	2022
	HK\$'000	HK\$'000	HK\$'000	HK\$'000	HK\$'000	HK\$'000
0 – 30 days	–	–	10,249	19,317	10,249	19,317
31 – 60 days	–	–	5,639	10,161	5,639	10,161
61 – 90 days	–	–	5,562	7,614	5,562	7,614
91 – 180 days	–	–	8,768	13,654	8,768	13,654
Over 180 days	30,773	38,544	–	3,818	30,773	42,362
	30,773	38,544	30,218	54,564	60,991	93,108

NOTES TO THE CONSOLIDATED FINANCIAL STATEMENTS

For the year ended 31 December 2023

18. TRADE AND OTHER RECEIVABLES *(continued)*

Note:

- i. Movement in allowance for lifetime ECL that has been recognised for trade receivables with normal credit terms in accordance with the simplified approach set out in HKFRS 9 for the years ended 31 December 2023 and 2022.

	HK\$'000
Balance as at 1 January 2022	85,183
Reversal of allowance for ECL	(199)
Balance as at 31 December 2022 and 1 January 2023	84,984
Reversal of allowance for ECL	(463)
Balance as at 31 December 2023	84,521

ii. **Trade Receivables with Extended Credit Terms**

At 31 December 2023, the balances represent the carrying amounts of trade receivables with extended credit terms of HK\$30,773,000 (2022: HK\$38,544,000) resulting from the sales of LED lighting products to external customers ("LED Receivables") which will mostly be settled by instalments ranging from one to ten years pursuant to the supply contracts. The fair value of the considerations recognised is determined using an imputed rate of interest.

At the end of the reporting period, the Group has LED Receivables which fall due as follows:

	2023 HK\$'000	2022 HK\$'000
Within one year	30,773	38,544

Included in the trade receivables with extended credit terms are balances of HK\$12,884,000 (2022: HK\$17,076,000) receivable from certain government authorities in the PRC.

NOTES TO THE CONSOLIDATED FINANCIAL STATEMENTS

For the year ended 31 December 2023

18. TRADE AND OTHER RECEIVABLES *(continued)*

Note: *(continued)*

ii. Trade Receivables with Extended Credit Terms *(continued)*

Movement in allowance for lifetime ECL that has been recognised for trade receivables with extended credit terms in accordance with the simplified approach set out in HKFRS 9 Financial Instruments for the years ended 31 December 2023 and 2022.

	HK\$'000
Balance as at 1 January 2022	5,901
Provision for allowance for ECL	247
Balance as at 31 December 2022 and 1 January 2023	6,148
Provision for allowance for ECL	3,291
Balance as at 31 December 2023	9,439

iii. Other receivables

Movement in allowance for ECL that has been recognised for other receivables in accordance with the general approach set out in HKFRS 9 Financial Instruments for the years ended 31 December 2023 and 2022.

	HK\$'000
Balance as at 1 January 2022	50,787
Reversal of allowance for ECL	(3,975)
Balance as at 31 December 2022 and 1 January 2023	46,812
Reversal of allowance for ECL	(5,787)
Balance as at 31 December 2023	41,025

The trade and other receivables that are denominated in currencies other than the functional currencies of the relevant group entities are set out below:

	2023 HK\$'000	2022 HK\$'000
United States dollars ("US\$")	7,179	13,063
Renminbi ("RMB")	45,583	63,616
	52,762	76,679

NOTES TO THE CONSOLIDATED FINANCIAL STATEMENTS

For the year ended 31 December 2023

19. PLEDGED BANK DEPOSITS/BANK BALANCES, DEPOSITS AND CASH

As at 31 December 2023, the pledged bank deposits comprise deposits for the issue of bills payable. The pledged bank deposits are classified as current assets because the bills payable being secured are due within one year.

Pledged bank deposits and bank balances and deposits with original maturity less than three months carry interest at market interest rates ranging from 0.01% to 0.5% (2022: 0.01% to 0.5%) per annum.

The pledged bank deposits and bank balances, deposits and cash that are denominated in currencies other than the functional currencies of the relevant group entities are set out below:

	2023 HK\$'000	2022 HK\$'000
US\$	1,394	5,817
RMB	41,567	60,292
	42,961	66,109

Included in the pledged bank deposits and bank balances, deposits and cash were amounts in RMB of approximately HK\$47,578,000 (2022: HK\$67,067,000) which were not freely convertible into other currencies.

As at 31 December 2023, there were bank balances of approximately HK\$5,076,000 (2022: HK\$4,256,000) frozen due to litigation. Please refer to Note 37 for details.

NOTES TO THE CONSOLIDATED FINANCIAL STATEMENTS

For the year ended 31 December 2023

20. TRADE, BILLS AND OTHER PAYABLES

(a) Trade and Other Payables

The following is an aged analysis of trade payables presented based on the invoice date at the end of the reporting period.

	2023 HK\$'000	2022 HK\$'000
0 – 30 days	4,486	3,076
31 – 60 days	9,392	4,453
61 – 90 days	3,694	2,357
91 – 180 days	7,229	13,493
Over 180 days	20,721	35,511
Total trade payables	45,522	58,890
Other payables (Note)	122,621	70,289
Accrued salaries and other accrued charges	9,171	12,640
	177,314	141,819

The credit period on purchases of goods ranged from 90 days to 120 days. The Group has financial risk management policies in place to ensure that all payables are settled within the credit timeframe.

Note: As at 31 December 2023, the Group's other payables included secured loan from independent third party in the amount of approximately HK\$22,222,000 (unsecured loan of 2022: HK\$4,651,000), carrying interest at the rate of 24% (2022: 18%) per annum and repayable within one year. As at 31 December 2023, the secured loan was guaranteed by a director of the Company and an independent third party and secured by shareholders of the Company using the shares held by them. During the year ended 31 December 2023, HK\$2,364,000 (2022: HK\$1,647,000) interests were paid and recognised in the finance cost of consolidated statement of profit or loss and other comprehensive income.

(b) Bills Payables

The bills payables are non-interest-bearing and are normally settled on credit terms ranging from 180 days (2022: 180 to 365 days).

The aged analysis of bills payables based on issue date of the bill at the end of the reporting period is as follows:

	2023 HK\$'000	2022 HK\$'000
0 – 30 days	63,910	4,916
31 – 60 days	35,071	–
61 – 90 days	20,463	860
91 – 180 days	–	21,646
Over 180 days	–	119,326
	119,444	146,748

NOTES TO THE CONSOLIDATED FINANCIAL STATEMENTS

For the year ended 31 December 2023

20. TRADE, BILLS AND OTHER PAYABLES *(continued)*

The trade, bills and other payables that are denominated in currencies other than the functional currencies of the relevant group entities are set out below:

	2023 HK\$'000	2022 HK\$'000
US\$	361	277
RMB	273,682	214,605
	274,043	214,882

21. CONTRACT LIABILITIES

	2023 HK\$'000	2022 HK\$'000
Receipts in advance of sales of goods	2,565	375

When the Group receive a deposit before the sales activity commences, this will give rise to contract liabilities.

The balance of contract liabilities is expected to be settled within the year.

	Total HK\$'000
Balance at 1 January 2022	11,377
Decrease in contract liabilities as a result of recognising revenues during the year that was included in the contract liabilities at the beginning of the year	(11,377)
Increase in contract liabilities excluding amount recognised as revenue during the year	375
Balance at 31 December 2022 and 1 January 2023	375
Decrease in contract liabilities as a result of recognising revenues during the year that was included in the contract liabilities at the beginning of the year	(375)
Increase in contract liabilities excluding amount recognised as revenue during the year	2,565
Balance at 31 December 2023	2,565

NOTES TO THE CONSOLIDATED FINANCIAL STATEMENTS

For the year ended 31 December 2023

22. BANK BORROWINGS

	2023 HK\$'000	2022 HK\$'000
Secured – Fixed-rate borrowings	145,825	153,151
Secured – Floating rate borrowings	153,457	158,140
	299,282	311,291
Carrying amounts repayable within one year based on scheduled payment dates set out in the loan agreements	154,584	154,430
Carrying amounts not repayable within one year from the end of the reporting period but contain a repayment on demand clause (shown under current liabilities)	144,698	156,861
	299,282	311,291
Less: Classification as current liabilities	(299,282)	(311,291)
Amounts shown under non-current liabilities	–	–
The carrying amount of bank borrowings that contain a repayment on demand clause (shown under current liabilities), but repayable:		
– within a year	8,759	1,279
– within a period of more than a year but not exceeding two years	13,378	8,953
– within a period of more than two year but not exceeding five years	48,460	45,302
– over five years	82,860	102,606
	153,457	158,140

As at 31 December 2023 and 2022, the bank borrowings were secured by assets of the Group which was disclosed in Note 32 and corporate guaranteed by the Company and its subsidiaries.

The above bank borrowings that are denominated in currencies other than the functional currencies of the relevant group entities are set out below:

	2023 HK\$'000	2022 HK\$'000
RMB	299,282	311,291

The Group's floating rate borrowings carry amount at Loan Prime Rate (LPR). Interest is reset every year.

The ranges of interest rates on the Group's bank borrowings are as follows:

	2023	2022
Effective interest rates:		
Fixed-rate borrowings	3.65% – 4.50%	5.15%
Floating rate borrowings	4.73%	5.60%

NOTES TO THE CONSOLIDATED FINANCIAL STATEMENTS

For the year ended 31 December 2023

23. LEASE LIABILITIES

The Group's lease liabilities arise from the lease of properties of 3 years. Interest rate underlying for the lease was 10.71% (2022: 10.71%) per annum.

At 31 December 2023 and 2022, the Group had lease liabilities repayable as follows:

	2023		2022	
	Present value of the minimum lease payments HK\$'000	Total minimum lease payments HK\$'000	Present value of the minimum lease payments HK\$'000	Total minimum lease payments HK\$'000
Within 1 year	856	960	773	960
After 1 year but within 2 years	542	560	856	960
After 2 years but within 5 years	–	–	542	560
	1,398	1,520	2,171	2,480
Less: total future interest expenses		(122)		(309)
Present value of lease liabilities		1,398		2,171
Presented as:				
Non-current		542		1,398
Current		856		773
		1,398		2,171

NOTES TO THE CONSOLIDATED FINANCIAL STATEMENTS

For the year ended 31 December 2023

24. DEFERRED TAXATION

The following is the analysis of the deferred tax balances for financial reporting purposes:

	2023 HK\$'000	2022 HK\$'000
Deferred tax liabilities	19,935	18,445

The following are the major deferred tax liabilities recognised and movements thereon during the current and prior years.

	Convertible bonds HK\$'000	Revaluation of properties HK\$'000	Undistributable profits of PRC subsidiaries HK\$'000	Total HK\$'000
At 1 January 2022	–	17,777	400	18,177
Charged to other comprehensive income	–	268	–	268
At 31 December 2022 and 1 January 2023	–	18,045	400	18,445
Issuance of convertible bonds	1,302	–	–	1,302
Credited to profit or loss	(402)	–	–	(402)
Charged to other comprehensive income	–	590	–	590
At 31 December 2023	900	18,635	400	19,935

At 31 December 2023, the Group has unused tax losses of HK\$172,778,000 (2022: HK\$152,637,000) available for offset against future assessable profits. Included in unrecognised tax losses are losses of approximately HK\$118,390,000 (2022: HK\$101,103,000) which will be expired in future five years. Other losses may be carried forward indefinitely. No deferred tax asset has been recognised in respect of such losses due to the unpredictability of future profit streams. The tax losses may be carried forward indefinitely.

NOTES TO THE CONSOLIDATED FINANCIAL STATEMENTS

For the year ended 31 December 2023

25. CONVERTIBLE BONDS

The Group issued convertible bonds with a coupon rate of 8% per annum at a total principal value of HK\$15,262,320 on 3 March 2023 to two independent third parties. The convertible bonds is unsecured and will mature on 3 March 2026 at its principal amount or can be converted into 133,880,000 shares at any time before the maturity at the conversion rate of HK\$0.114 per share and the Group can redeem all or any convertible bonds at any time before the maturity date. The net proceeds of the convertible bonds are HK\$15,000,000.

The convertible bonds comprise of redemption component, liability component, conversion component. The equity component is presented in equity heading “convertible bond reserve”. The redemption component is netted with the liability component in which the effective interest rate of the liability component on initial recognition is 40.85% per annum.

	Liability component HK\$'000	Equity component HK\$'000	Total HK\$'000
At initial date of recognition	7,380	7,620	15,000
Recognition of deferred tax	–	(1,302)	(1,302)
Effective interest charged	2,440	–	2,440
At 31 December 2023	9,820	6,318	16,138

NOTES TO THE CONSOLIDATED FINANCIAL STATEMENTS

For the year ended 31 December 2023

26. SHARE CAPITAL

	Number of shares		Amount	
	2023 Number '000	2022 Number '000	2023 HK\$'000	2022 HK\$'000
Authorised:				
Ordinary of shares of HK\$0.001 each (2022: Ordinary share of HK\$0.5 each)				
At 1 January	2,400,000	12,000,000	1,200,000	1,200,000
Effect of capital reorganisation (Note (i))	1,197,600,000	–	–	–
Share consolidation (Note (iii))	–	(9,600,000)	–	–
At 31 December	1,200,000,000	2,400,000	1,200,000	1,200,000
Issued and full paid:				
Ordinary of shares of HK\$0.001 each (2022: Ordinary share of HK\$0.5 each)				
At 1 January	669,415	2,789,237	334,708	278,924
Effect of capital reorganisation (Note (i))	–	–	(334,039)	–
Issue of share under share subscription (Note (ii))	–	557,840	–	55,784
Share consolidation (Note (iii))	–	(2,677,662)	–	–
At 31 December	669,415	669,415	669	334,708

Note:

- (i) On 17 January 2023, the Board implement a capital reorganisation of the issued share capital of the Company which comprises: (i) the Capital Reduction, involving the reduction of the issued share capital of the Company by cancelling the paid up capital to the extent of HK\$0.499 on each of the issued existing shares such that the par value of each issued existing share has been reduced from HK\$0.50 to HK\$0.001; (ii) the share premium reduction, involving the reduction of the entire amount standing to the credit of the share premium account; (iii) the share sub-division, involving the sub-division of each of the authorised but unissued existing shares with par value of HK\$0.50 each into 500 unissued new shares with par value of HK\$0.001 each; and (iv) the credits arising from the capital reduction and the share premium reduction be applied towards offsetting the accumulated losses of the Company.
- (ii) On 3 March 2022, an aggregate of 286,000,000 subscription shares were allotted and issued to the share subscribers at the subscription price of HK\$0.10 per Subscription Share. The net proceeds from the subscriptions were used for repayment of the Group's debts and liabilities and general working capital purposes. On 12 May 2022, an aggregate of 271,840,000 subscription shares were allotted and issued to the share subscribers at the subscription price of HK\$0.10 per Subscription Share. The net proceeds from the subscriptions were used for the construction cost of the factory and the repayment of the Group's debts and liabilities and general working capital purposes.
- (iii) On 24 May 2022, the share consolidation became effective on the basis that every five issued and unissued existing shares of HK\$0.10 each will be consolidated into one consolidated share of HK\$0.50 each.

NOTES TO THE CONSOLIDATED FINANCIAL STATEMENTS

For the year ended 31 December 2023

27. RESERVES

(a) PRC Statutory Reserve

As stipulated by the relevant PRC laws and regulations, certain subsidiaries of the Company in the PRC shall set aside certain percent of their net profit after taxation prepared in accordance with generally accepted accounting policies in the PRC for the PRC statutory reserve (except where the reserve balance has reached 50% of the paid-up capital of the respective enterprises). The reserve can only be used, upon approval by the board of directors of respective enterprises and by relevant authority, to offset accumulated losses or increase capital.

(b) Special Reserve

The special reserve represents the difference between the nominal value of the share capital issued by the Company and the nominal value of the share capital of subsidiaries acquired pursuant to the group reorganisation.

(c) Capital Contribution Reserve

The capital contribution reserve represents a fair value adjustment on non-current interest-free loan from a shareholder.

(d) Capital Redemption Reserve

The capital redemption reserve represents the aggregate par value of shares which have been repurchased and cancelled.

(e) Distributable Reserve

The Company has distributable reserve of approximately HK\$14,642,000 available to shareholders at 31 December 2023 (2022: HK\$Nil).

NOTES TO THE CONSOLIDATED FINANCIAL STATEMENTS

For the year ended 31 December 2023

28. RECONCILIATION OF LIABILITIES ARISING FROM FINANCING ACTIVITIES

	Bank borrowings HK\$'000	Other borrowings (Included in other payables) HK\$'000	Lease liabilities HK\$'000	Convertible bonds HK\$'000	Total HK\$'000
At 1 January 2022	156,310	3,571	685	–	160,566
Accrued interest	14,080	1,647	116	–	15,843
Interest paid	(14,080)	(1,647)	–	–	(15,727)
Addition of lease	–	–	2,471	–	2,471
Financing cash inflows	311,291	4,651	–	–	315,942
Financing cash outflows	(156,310)	(3,571)	(1,101)	–	(160,982)
At 31 December 2022 and 1 January 2023	311,291	4,651	2,171	–	318,113
Accrued interest	12,648	2,364	186	2,440	17,638
Interest paid	(12,648)	(2,364)	(186)	–	(15,198)
Equity portion of convertible bonds	–	–	–	(7,620)	(7,620)
Financing cash inflows	299,282	22,222	–	15,000	336,504
Financing cash outflows	(311,291)	(4,651)	(773)	–	(316,715)
At 31 December 2023	299,282	22,222	1,398	9,820	332,722

NOTES TO THE CONSOLIDATED FINANCIAL STATEMENTS

For the year ended 31 December 2023

29. SHARE OPTION SCHEME

Old Share Option Scheme

The share option scheme of the Company which was adopted on 5 June 2006 (the “**Old Share Option Scheme**”) had a life span of ten years and expired on 4 June 2016. Upon expiry of the Old Share Option Scheme, no further share option should be granted under the expired scheme but in all other respects the rules of the Old Share Option Scheme remain in full force and effect to the extent necessary to give effect to the exercise of any share options granted prior thereto or otherwise as may be required in accordance with the rules of the Old Share Option Scheme, and share options which were granted prior to the termination or expiry of the Old Share Option Scheme will continue to be valid and exercisable in accordance with the rules of the Old Share Option Scheme and their terms of issue.

As disclosed by the Company on 22 July 2016 and 20 December 2017, as a result of the completion of the open offer and rights issue on 25 July 2016 and 20 December 2017, respectively, the exercise price of the share options and the number of Shares to be allotted and issued upon the exercise of the share options granted under the Old Share Option Scheme were adjusted. Following the adjustment, the number of Shares issuable on exercise of the outstanding options under the Old Share Option Scheme became 22,794,654 Shares.

On 24 May 2022, when the share consolidation become effective, the exercise price of the share options and the number of Shares to be allotted and issued upon the exercise of the share options granted under the Old Share Option Scheme were adjusted. Following the adjustment, the number of Shares issuable on exercise of the outstanding options under the Old Share Option Scheme became 4,558,930 shares, representing 0.68% of the issued share capital of the Company as at 31 December 2023.

New Share Option Scheme

Following the expiry of the Old Share Option Scheme, the Company adopted a new share option scheme at its extraordinary general meeting held on 19 August 2016 (the “**New Share Option Scheme**”) with a life span of ten years. Under the terms of the New Share Option Scheme, the Board may, at its discretion, grant options to eligible participants to subscribe for Shares.

The New Share Option Scheme had a life span of ten years running from 19 August 2016 to 18 August 2026. Under the terms of the New Share Option Scheme, the Board may, at its discretion, grant options to Eligible Participants to subscribe for Shares. Initially, the maximum number of Shares which may be issued upon the exercise of all options to be granted under the New Share Option Scheme (the “**Scheme Mandate Limit**”) was 90,225,766 Shares, being 10% of the Shares in issue as at the date of approval of the New Share Option Scheme on 19 August 2016. The maximum entitlement of each Eligible Participant in any 12-month period must not exceed 1% of the shares in issue, provided that the maximum entitlement for any grantee being a substantial shareholder or an independent non-executive director or their associates shall be capped at 0.1% of the shares in issue (or HK\$5 million in value based on the closing price of the shares underlying the options, whichever is higher). Any grant exceeding these individual limits shall be subject to shareholders’ approval, with the relevant grantees and their associates abstaining from voting. The overall limit on the number of Shares which may be issued upon exercise of all outstanding options granted and yet to be exercised under the New Share Option Scheme and any other share option schemes of the Company must not exceed 30% of the Shares in issue from time to time.

NOTES TO THE CONSOLIDATED FINANCIAL STATEMENTS

For the year ended 31 December 2023

29. SHARE OPTION SCHEME *(continued)*

New Share Option Scheme *(continued)*

Unless otherwise determined by the Directors at their sole discretion, there is no requirement of a minimum period for which an Option must be held or any performance target which must be satisfied or achieved before such an Option can be exercised. An Option shall be exercisable at any time during an exercise period to be notified by the Board to each grantee, provided that no Option shall be exercisable later than ten years after its date of grant. The subscription price of the options must be at least the highest of: (a) the closing price of a Share as stated in the daily quotations sheet of the Stock Exchange on the date of grant which must be a business day; (b) the average of the closing prices of the Shares as shown on the daily quotations sheets of the Stock Exchange for the five Business Days immediately preceding the date of grant; and (c) the nominal value of a Share. HK\$1.00 is payable by each Eligible Participant to the Company on acceptance of an offer of an Option, which shall be paid within 21 days from the date of offer.

At the annual general meeting of the Company held on 22 June 2020, the Scheme Mandate Limit was refreshed to allow the Company to grant up to the maximum of 271,823,697 Options, representing 10% of the Shares in issue on the date of approval of the refreshment. No Options were granted by the Company since then, and the number of Options available for grant remains at 271,823,697. On 24 May 2022, when the share consolidation became effective, the number of Options available for grant was adjusted to 54,364,739 shares. On 19 January 2023, the Company granted 54,300,000 share options to eligible participants at an exercise price of HK\$0.14 per share. Approximately HK\$1,162,000 was recognised as equity-settled share-based payment expense for the year ended 31 December 2023.

NOTES TO THE CONSOLIDATED FINANCIAL STATEMENTS

For the year ended 31 December 2023

29. SHARE OPTION SCHEME (continued)

New Share Option Scheme (continued)

	Date of grant	Exercise price		Share Consolidation	Exercise price		Granted during the year	Reclassified during the year	Exercise during the year	Lapsed/ Expired during the year	At 31 December 2022	Granted during the Year	Reclassified during the Year	Exercised during the Year	Lapsed/ Expired during the Year	At 31 December 2023	
		since 20 December 2017	At 1 January 2022		since 24 May 2022	since 24 May 2022											
Directors	19 January 2023	0.140	-	-	-	-	-	-	-	-	-	17,400	-	-	-	17,400	(Note 1)
Consultants	22 October 2014	0.854	15,870	(12,696)	4.27	-	-	-	-	-	3,174	-	-	-	-	3,174	(Note 2)
Employees	22 October 2014	0.854	6,924	(5,539)	4.27	-	-	-	-	-	1,385	-	-	-	-	1,385	(Note 2)
	19 January 2023	0.140	-	-	-	-	-	-	-	-	-	36,900	-	-	-	36,900	(Note 1)
Subtotal			6,924	(5,539)		-	-	-	-	-	1,385	36,900	-	-	-	38,285	
Total			22,794	(18,235)		-	-	-	-	-	4,559	54,300	-	-	-	58,859	
Exercisable at the end of the year			22,794								4,559					4,559	
Weighted average exercise price			0.854								4.27					0.46	

Note 1: These options shall vest as to 50% on 19 January 2024 and the remaining 50% on 19 January 2025.

Note 2: Options are exercisable on or after the date of grant of 22 October 2014. These options will expire on the 10th anniversary after the date of grant. As disclosed in the Company's announcement dated 20 December 2017, the exercise price of this series of options were adjusted from HK\$1.035 (before 20 December 2017) to HK\$0.854 (after 20 December 2017) as a result of the Company's one-for-one rights issue in 2017. The exercise price of this series of options were adjusted from HK\$0.854 (before 24 May 2022) to HK\$4.27 (after 24 May 2022) as a result of the Company's five to one share consolidation in 2022.

NOTES TO THE CONSOLIDATED FINANCIAL STATEMENTS

For the year ended 31 December 2023

29. SHARE OPTION SCHEME *(continued)*

The fair value of equity-settled share options during the year was estimated as at the date of grant, using a binomial model, taking into account the terms and conditions upon which the options were granted. The following table lists the inputs to the model used:

	Grant date
	19 January 2023
Exercise price of share option (HK\$ per share option)	0.114
Dividend yield (%)	–
Expected volatility (%)	74
Risk-free interest rate (%)	3.19
Expected life of options (years)	3
Weighted average share price (HK\$ per share)	0.14
Fair value of share option (HK\$ per share option)	0.065

The expected life of the options is based on the historical exercising record and is not necessarily indicative of the exercise patterns that may occur. The volatility was referenced to the annualised volatility of the historical share prices of the Company with similar tenor as the life of the option, which may also not necessarily be the actual outcome.

No other feature of the options granted was incorporated into the measurement of fair value.

30. CAPITAL RISK MANAGEMENT

The Group manages its capital to ensure that entities in the Group will be able to continue as a going concern while maximising the return to shareholders through the optimisation of the debt and equity balance. The Group's overall strategy remains unchanged from prior year.

The capital structure of the Group consists of debt, which includes the bank borrowings (Note 22) and convertible bonds (Note 25), and equity attributable to owners of the Company as disclosed in the consolidated statement of changes in equity.

The directors of the Company review the capital structure regularly. As part of this review, the directors of the Company consider the cost of capital and the risks associated with each class of capital. Based on recommendations of the directors of the Company, the Group will balance its overall capital structure through the payment of dividends, issue of new shares and share buy-back as well as the issue of new debt or the redemption of existing debt.

NOTES TO THE CONSOLIDATED FINANCIAL STATEMENTS

For the year ended 31 December 2023

31. FINANCIAL INSTRUMENTS

(a) Categories of Financial Instruments

	2023 HK\$'000	2022 HK\$'000
Financial assets		
Amortised cost (including cash and cash equivalents)	122,229	198,790
Financial liabilities		
Amortised cost	607,258	602,029

(b) Financial Risk Management Objectives and Policies

The Group's major financial instruments include trade and other receivables, pledged bank deposits, bank balances, deposits and cash, trade and other payables, bills payables, lease liabilities, convertible bonds and bank borrowings. Details of these financial instruments are disclosed in the respective notes. The risks associated with these financial instruments include market risk (currency risk and interest rate risk), credit risk and liquidity risk. The policies on how to initiate these risks are set out below. Management manages and monitors these exposures to ensure appropriate measures are implemented on a timely and effective manner.

Market risk

(i) *Currency risk*

The Group operates in Hong Kong and the PRC with most of the transactions denominated and settled in US\$, HK\$ and RMB. Foreign exchange risk arises from future commercial transactions, recognised assets and liabilities and net investments in foreign operations. The management do not expect the net foreign currency risk from these activities to be significant and hence; the Group do not precring hedge the foreign exchange risks. The Group periodically review liquid assets and liabilities held in currencies other than the functional currencies of the respective subsidiaries to evaluate its foreign exchange risk, exposure and with consider hedging significant foreign currency exposure should the need arise.

The carrying amounts of the monetary assets and liabilities that are denominated in currencies other than the functional currencies of the relevant group entities at the reporting date are as follows:

	2023 HK\$'000	2022 HK\$'000
Assets		
US\$	8,573	18,880
RMB	87,150	123,908
Liabilities		
US\$	361	277
RMB	572,964	525,896

NOTES TO THE CONSOLIDATED FINANCIAL STATEMENTS

For the year ended 31 December 2023

31. FINANCIAL INSTRUMENTS *(continued)*

(b) Financial Risk Management Objectives and Policies *(continued)*

Market risk *(continued)*

(i) *Currency risk (continued)*

Sensitivity analysis

The Group's currency risk is mainly concentrated on the fluctuation of US\$ and RMB.

Since HK\$ is pegged to US\$, the Group does not expect any significant movement in US\$/HK\$ exchange rate. If the HK\$ weakened by 2% (2022: 2%) against RMB, the Group's loss for the year ended 31 December 2023 would increase by HK\$7,287,000 (2022: increase by HK\$6,030,000). If the HK\$ strengthened by 2% (2022: 2%) against RMB, there would be an equal and opposite impact on the loss for the year. No sensitivity analysis for HK\$ against US\$ is presented as management considered that it is not significant. Management will monitor foreign exchange exposure to mitigate the foreign currency risk.

(ii) *Interest rate risk*

The Group is exposed to fair value interest rate risk in relation to fixed-rate bank borrowings, interest bearing other borrowings and convertible bonds (see Notes 20, 22 and 25 for details of these borrowings).

The Group is also exposed to cash flow interest rate risk in relation to its variable-rate bank balances (see Note 19 for details) and bank borrowings (see Notes 22 for details of these borrowings). The Group currently does not have any interest rate hedging policy. Management will also consider hedging significant interest rate exposure should the needs arise.

Sensitivity analysis

The sensitivity analyses below have been determined based on the exposure to interest rates at the end of the reporting period. The analysis is prepared assuming the financial instruments outstanding at the end of the reporting period were outstanding for the whole year. A 100 basis point (2022: 100 basis points) increase or decrease in variable-rate bank borrowings are used represents management's assessment of the reasonably possible change in interest rates. Bank balances are excluded from sensitivity analysis as the management considers that the exposure of cash flow interest rate risk arising from variable-rate bank balances is insignificant.

If interest rates had been 100 basis points (2022: 100 basis points) higher/lower and all other variables were held constant, the Group's post-tax loss for the year ended 31 December 2023 would decrease/increase by HK\$1,151,000 (2022: decrease/increase by HK\$1,186,000).

The Group's exposures to interest rates on financial liabilities are detailed in the liquidity risk management section of this note. The Group's cash flow interest rate risk is mainly concentrated on the fluctuation of interest rates on bank balances. The Group considered interest rate risk on bank balances is insignificant.

NOTES TO THE CONSOLIDATED FINANCIAL STATEMENTS

For the year ended 31 December 2023

31. FINANCIAL INSTRUMENTS *(continued)*

(b) Financial Risk Management Objectives and Policies *(continued)*

Credit risk

As at 31 December 2023, the Group's maximum exposure to credit risk which will cause a financial loss to the Group due to failure to discharge an obligation by the counterparties is arising from the carrying amount of the respective recognised financial assets as stated in the consolidated statement of financial position.

The Group has concentration of credit risk on certain major customers of the electronics industry. At the end of the reporting period, the five largest receivable balances accounted for approximately 41% (2022: 56%) of the trade receivables with normal credit terms and the largest trade receivable attributable to the Group's trade receivables with normal credit terms was approximately 10% (2022: 26%). The major customers are located in Hong Kong ("HK") and the PRC and are mainly engaged in the manufacturing and trading of consumer electronics. The five largest customers under normal credit terms have continuous repayment history and credit quality with reference to the track records of these customers under internal assessment by the Group.

The Group also has concentration of credit risk on certain major customers of the LED lighting industry. At the end of the reporting period, the five largest receivable balances accounted for approximately 90% (2022: 87%) of the trade receivables with extended credit terms and the largest trade receivable attributable to the Group's trade receivables with extended credit terms was approximately 36% (2022: 34%). The major customers are located in the PRC including certain government authorities in the PRC and corporations which are mainly engaged in the construction industry. The trade receivables from certain government authorities in the PRC accounted for approximately 42% (2022: 44%) of the trade receivables with extended credit terms.

In order to minimise the credit risk, management of the Group has delegated a team responsible for determination of credit limits, credit approvals and other monitoring procedures to ensure that follow-up action is taken to recover overdue debts. In addition, the Group reviews the recoverable amount of each individual trade debt at the end of each reporting period to ensure that adequate impairment losses are made for irrecoverable amounts. In this regard, the directors of the Company consider that the Group's credit risk is significantly reduced.

NOTES TO THE CONSOLIDATED FINANCIAL STATEMENTS

For the year ended 31 December 2023

31. FINANCIAL INSTRUMENTS *(continued)*

(b) Financial Risk Management Objectives and Policies *(continued)*

Credit risk (continued)

The Group applies the simplified approach to provide for ECL prescribed by HKFRS 9 Financial Instruments, which permits the use of the lifetime ECL provision for all trade receivables. To measure the ECL, trade receivables have been grouped based on shared credit risk characteristics. The Group has performed historical analysis and identified the key economic variables impacting credit risk and ECL. It considers available reasonable and supportive forwarding-looking information.

	0 to 30 days	31 to 60 days	61 to 90 days	91 to 180 days	Over 180 days	Total
As at 31 December, 2023						
ECL rate	1.23%	1.38%	2.01%	11.38%	–%	
Gross carrying amount (HK\$'000)	10,377	5,718	5,676	9,894	–	31,665
Lifetime ECL (HK\$'000)	(128)	(79)	(114)	(1,126)	–	(1,447)
	10,249	5,639	5,562	8,768	–	30,218

	0 to 30 days	31 to 60 days	61 to 90 days	91 to 180 days	Over 180 days	Total
As at 31 December, 2022						
ECL rate	0.11%	0.17%	0.79%	1.76%	5.25%	
Gross carrying amount (HK\$'000)	19,338	10,178	7,675	13,899	29,828	80,918
Lifetime ECL (HK\$'000)	(21)	(17)	(61)	(245)	(1,566)	(1,910)
	19,317	10,161	7,614	13,654	28,262	79,008

The Group makes periodic assessments on the recoverability of the receivables based on the background and reputation of the customers, historical settlement records and past experience. During the year ended 31 December 2023, the Group performed individual ECL assessment on the receivables with known financial difficulties which are significant and overdue for a long period. During the year, the Group mainly considered the rapid deterioration of credit status of several debtors, which is expected to render the Company not being able to collect some of its trade receivables as scheduled. Therefore, debtors with credit-impaired with gross carrying amounts of approximately HK\$123,286,000 (2022: approximately HK\$103,322,000) were assessed individually, and the allowance for expected credit losses of approximately HK\$92,513,000 (2022: approximately HK\$89,222,000) were provided against those gross amounts of trade receivables.

NOTES TO THE CONSOLIDATED FINANCIAL STATEMENTS

For the year ended 31 December 2023

31. FINANCIAL INSTRUMENTS *(continued)*

(b) Financial Risk Management Objectives and Policies *(continued)*

Credit risk (continued)

Other receivables

	As at 31 December 2023			
	Stage 1 HK\$'000	Stage 2 HK\$'000	Stage 3 HK\$'000	Total HK\$'000
Other receivables, gross	11,668	–	40,887	52,555
Less: Allowance for ECL	(138)	–	(40,887)	(41,025)
Other receivables, net	11,530	–	–	11,530

	As at 31 December 2022			
	Stage 1 HK\$'000	Stage 2 HK\$'000	Stage 3 HK\$'000	Total HK\$'000
Other receivables, gross	36,444	–	40,887	77,331
Less: Allowance for ECL	(5,925)	–	(40,887)	(46,812)
Other receivables, net	30,519	–	–	30,519

Movements for ECL of other receivables are as follows:

	Stage 1 HK\$'000	Stage 2 HK\$'000	Stage 3 HK\$'000	Total HK\$'000
At 1 January 2022	6,280	–	44,507	50,787
Reversal of allowance for ECL	(355)	–	(3,620)	(3,975)
As at 31 December 2022 and 1 January 2023	5,925	–	40,887	46,812
Reversal of allowance for ECL	(5,787)	–	–	(5,787)
As at 31 December 2023	138	–	40,887	41,025

The reversal of allowance for ECL from stage 3 of other receivables was due to the recovery of approximately HK\$3,620,000 from debtor.

NOTES TO THE CONSOLIDATED FINANCIAL STATEMENTS

For the year ended 31 December 2023

31. FINANCIAL INSTRUMENTS *(continued)*

(b) Financial Risk Management Objectives and Policies *(continued)*

Credit risk *(continued)*

Other receivables (continued)

Other receivables are categorised into the following stages by the Group:

Stage 1

Other receivables have not experienced a significant increase in credit risk since origination and impairment recognised on the basis of 12 months ECL (12-month ECLs).

Stage 2

Other receivables to customers have experienced a significant increase in credit risk since origination and impairment is recognised on the basis of lifetime ECL (Lifetime ECLs non credit-impaired).

Stage 3

Other receivables that are in default and considered credit impaired (Lifetime ECLs credit-impaired).

In assessing whether the credit risk of other receivables has increased significantly since initial recognition, the Group compares the risk of default occurring on the other receivables assessed at the reporting date with that assessed at the date of initial recognition. In making this reassessment, the Group considers that a default event occurs when (i) the borrower is unlikely to pay its credit obligations to the Group in full, without recourse by the Group to actions such as realising security (if any is held); or (ii) the financial asset is past due for more than 90 days. The Group considers both quantitative and qualitative information that is reasonable and supportable, including historical experience and forward-looking information that is available without undue cost or effort.

NOTES TO THE CONSOLIDATED FINANCIAL STATEMENTS

For the year ended 31 December 2023

31. FINANCIAL INSTRUMENTS *(continued)*

(b) Financial Risk Management Objectives and Policies *(continued)*

Credit risk *(continued)*

Other receivables (continued)

In particular, the following information is taken into account when assessing whether credit risk has increased significantly since initial recognition:

- an actual or expected significant deterioration in other receivables's external or internal credit rating (if available);
- existing or forecast changes in the technological, market, economic or legal environment that have a significant adverse effect on the debtor's ability to meet its obligation to the Group; and
- the financial asset is past due.

Pledged bank deposits and bank balances, deposits and cash

The credit risk on pledged bank deposits and bank balances, deposits and cash are limited because the majority of the counterparties are bank with high credit-ratings assigned by International credit-ratio agencies. The Group has no other significant concentration of credit risk.

Liquidity risk

In the management of the liquidity risk, the Group monitors and maintains a level of cash and cash equivalents deemed adequate by management to finance the Group's operations and mitigate the effects of fluctuations in cash flows.

The Group has net current liabilities of HK\$496,489,000 as at 31 December 2023 (2022: HK\$408,416,000).

NOTES TO THE CONSOLIDATED FINANCIAL STATEMENTS

For the year ended 31 December 2023

31. FINANCIAL INSTRUMENTS *(continued)*

(b) Financial Risk Management Objectives and Policies *(continued)*

Liquidity risk (continued)

The following table details the Group's remaining contractual maturity for its financial liabilities based on the agreed repayment terms. The table has been drawn up based on the undiscounted cash flows of financial liabilities based on the earliest date on which the Group can be required to pay. Specifically, bank loans with a repayment on demand clause are included in the earliest time band regardless of the probability of the banks choosing to exercise their rights. The maturity dates for other non-derivative financial liabilities are based on the agreed repayment dates. The table includes both principal and interest cash outflows. To the extent that interest flows are floating rate, the undiscounted amount is derived from interest rate curve at the end of the reporting period.

	Weighted average effective interest rate %	Within 1 year or on demand HK\$'000	1-2 years HK\$'000	2-3 years HK\$'000	Over 3 years HK\$'000	Total undiscounted cash flow HK\$'000	Carrying amount HK\$'000
2023							
Non-derivative financial liabilities							
Trade and other payables	2.5	181,758	-	-	-	181,758	177,314
Bills payables	-	119,444	-	-	-	119,444	119,444
Lease liabilities	10.71	960	560	-	-	1,520	1,398
Bank borrowings							
- fixed and floating rate	4.6	299,282	-	-	-	299,282	299,282
Convertible bonds	40.85	-	-	18,925	-	18,925	9,820
		601,444	560	18,925	-	620,929	607,258

NOTES TO THE CONSOLIDATED FINANCIAL STATEMENTS

For the year ended 31 December 2023

31. FINANCIAL INSTRUMENTS *(continued)*

(b) Financial Risk Management Objectives and Policies *(continued)*

Liquidity risk *(continued)*

	Weighted average effective interest rate %	Within 1 year or on demand HK\$'000	1-2 years HK\$'000	2-3 years HK\$'000	Over 3 years HK\$'000	Total undiscounted cash flow HK\$'000	Carrying amount HK\$'000
2022							
Non-derivative financial liabilities							
Trade and other payables	0.59	142,656	-	-	-	142,656	141,819
Bills payables	-	146,748	-	-	-	146,748	146,748
Lease liabilities	10.71	960	960	560	-	2,480	2,171
Bank borrowings							
- fixed-and floating rate	5.38	311,291	-	-	-	311,291	311,291
		601,655	960	560	-	603,175	602,029

Bank borrowings with a repayment on demand clause are included in the “on demand” time band in the above maturity analysis. As at 31 December 2023, the aggregate carrying amounts of these bank borrowings amounted to HK\$299,282,000 (2022: HK\$311,291,000). Taking into account the Group’s financial position, the management does not believe that it is probable that the banks will exercise their discretionary rights to demand immediate repayment. The management believes that such bank borrowings will be repaid two years after the end of the reporting period in accordance with the scheduled repayment dates set out in the loan agreements, details of which are set out in the table below:

Maturity Analysis – Bank loans with a repayment on demand clause based on scheduled repayments date

	Within 1 year HK'000	1-2 years HK'000	2-5 years HK'000	Over 5 years HK'000	Total undiscounted cash outflows HK'000	Carrying amount HK'000
31 December 2023	165,710	20,895	65,581	90,302	342,488	299,282
31 December 2022	171,101	17,236	65,196	114,791	368,324	311,291

NOTES TO THE CONSOLIDATED FINANCIAL STATEMENTS

For the year ended 31 December 2023

31. FINANCIAL INSTRUMENTS *(continued)*

(c) Fair Value

In addition, for financial reporting purposes, fair value measurements are categorised into Level 1, 2 or 3 based on the degree to which the inputs to the fair value measurements are observable and the significance of the inputs to the fair value measurement in its entirety, which are described as follows:

- Level 1 inputs are quoted prices (unadjusted) in active markets for identical assets or liabilities that the entity can access at the measurement date;
- Level 2 inputs are inputs, other than quoted prices included within Level 1, that are observable for the asset or liability, either directly or indirectly; and
- Level 3 inputs are unobservable inputs for the asset or liability.

The directors consider that the carrying amounts of financial assets and financial liabilities recorded at amortised cost in the consolidated financial statements approximate their fair values.

32. PLEDGE OF ASSETS

At the respective end of the reporting periods, the following assets were pledged to secure bank borrowings and bills payables to secure general banking facilities granted to the Group:

	2023 HK\$'000	2022 HK\$'000
Buildings	126,512	126,705
Pledged bank deposits	40,714	46,700
Right-of-use assets	14,538	15,153
Construction in progress	259,989	239,365
	441,753	427,923

NOTES TO THE CONSOLIDATED FINANCIAL STATEMENTS

For the year ended 31 December 2023

33. RETIREMENT BENEFITS SCHEMES

The Group operates a Mandatory Provident Fund Scheme (the “**MPF Scheme**”) for all qualifying employees in Hong Kong. The MPF Scheme is a registered scheme under the MPF Schemes Ordinance. The assets of the MPF Scheme are held separately from those of the Group in funds under the control of an independent trustee. Under the rules of the MPF Scheme, the employers and their employees are each required to make contributions to the MPF Scheme at a rate specified in the rules. The only obligation of the Group with respect to the MPF Scheme is to make the required contributions under the MPF Scheme. The Group contributes 5% of relevant payroll costs to the scheme, which contribution is matched by employees and capped at HK\$1,500 per month.

The retirement benefit scheme contributions arising from the MPF Scheme charged to profit or loss represent contributions payable to the funds by the Group at rates specified in the rules of the MPF Scheme.

The employees employed by the entities in the PRC are members of the state-managed retirement benefit schemes operated by the PRC government. The PRC entities are required to contribute a certain percentage of their payroll to the retirement benefit schemes to fund the benefits. The only obligation of the Group with respect to the retirement benefit schemes operated by the PRC government is to make the specific contributions under the schemes.

As at 31 December 2023 and 2022, no forfeited contribution is available to reduce the contribution payable in the future years.

34. MATERIAL RELATED PARTY TRANSACTIONS

Save as disclosed elsewhere in this annual report, the Group entered the following material related party transactions:

Related Party Transactions

Compensation of key management personnel

The remuneration of key management for the Group (representing directors) during the year are set out as follows:

	2023 HK\$'000	2022 HK\$'000
Short-term benefits	2,925	2,917
Post-employment benefits	60	60
Equity-settled share-based payment	793	–
	3,778	2,977

NOTES TO THE CONSOLIDATED FINANCIAL STATEMENTS

For the year ended 31 December 2023

35. CAPITAL COMMITMENTS

As the 31 December 2023, the Group had capital commitments so far as not provided for in the consolidated financial statements, as follows:

	2023 HK\$'000	2022 HK\$'000
(a) Capital Commitments in respect of property, plant and equipment	–	32,085
(b) The Group's share of capital commitments of joint ventures (note)	5,667	–
Total	5,667	32,085

Note: On 7 July 2023, a 100% owned subsidiary of the Company entered into joint venture agreement with the joint venture partner in relation to the joint establishment, investment and management in the joint venture for the purposes of engaging in the project in PRC.

36. SEGMENTAL INFORMATION

The Group determines its operating segment based on the reports reviewed by directors of the Company who are the chief operating decision maker (“**CODM**”) for making strategic decisions. The Group is engaged in the manufacturing and trading of PCB and the information reported to the CODM was analysed based on the three types of PCB which represent the operating segments of the Group.

Specifically, the Group's reportable and operating segments under HKFRS 8 are as follows:

- Manufacturing and trading of Single-sided PCB (“**Single-sided PCB**”)
- Manufacturing and trading of Double-sided PCB (“**Double-sided PCB**”)
- Manufacturing and trading of Multi-layered PCB (“**Multi-layered PCB**”)

In addition to the above reportable segments, other operating segments include manufacturing and trading of LED lighting and trading of towers and electric cable which were being reported as separate segments in prior years. None of these segments met the quantitative thresholds for the reportable segments in both current and prior year. Accordingly, these were grouped in “Others”. Prior year segment disclosures have been represented to conform with the current year's presentation.

The CODM makes decisions according to operating results of each segment. No analysis of segment asset and segment liability is presented as the CODM does not regularly review such information for the purposes of resources allocation and performance assessment. Therefore, only segment revenue and segment results are presented.

NOTES TO THE CONSOLIDATED FINANCIAL STATEMENTS

For the year ended 31 December 2023

36. SEGMENTAL INFORMATION *(continued)*

Segment Turnover and Results

The following is an analysis of the Group's turnover and results by reportable and operating segment.

	2023 HK\$'000	2022 HK\$'000
TURNOVER – external sales		
Single-sided PCB	48,431	29,811
Double-sided PCB	207,350	205,746
Multi-layered PCB	6,353	17,610
Others	–	7,012
Total	262,134	260,179
RESULTS		
Segment loss		
– Single-sided PCB	(3,191)	(2,566)
– Double-sided PCB	(13,661)	(17,712)
– Multi-layered PCB	(419)	(1,516)
– Others	(4,965)	(2,689)
	(22,236)	(24,483)
Other income, gain and loss, net	14,706	3,339
Central administrative costs	(8,628)	(6,728)
Finance costs	(17,638)	(15,843)
Loss before tax	(33,796)	(43,715)

The accounting policies of the operating segments are the same as the Group's accounting policies. Segment (loss)/profit represents the loss incurred by each segment after allocation of selling and administrative staff cost with reference to turnover and without allocation of certain other income, central administrative costs (mainly including audit fee, exchange loss and depreciation of property, plant and equipment for administrative purpose) and finance costs. This is the measure reported to the Group's CODM for the purposes of resource allocation and performance assessment.

NOTES TO THE CONSOLIDATED FINANCIAL STATEMENTS

For the year ended 31 December 2023

36. SEGMENTAL INFORMATION *(continued)*

Other Segment Information

Amounts included in the measure of segment results:

	2023 HK\$'000	2022 HK\$'000
Depreciation		
– Single-sided PCB	1,915	783
– Double-sided PCB	8,200	5,406
– Multi-layered PCB	252	463
	10,367	6,652
– Unallocated	–	645
	10,367	7,297
(Reversal of)/provision of allowance for ECL on trade and other receivables		
– Single-sided PCB	(1,105)	(438)
– Double-sided PCB	(4,733)	(3,021)
– Multi-layered PCB	(145)	(258)
– Others	3,024	(210)
	(2,959)	(3,927)

NOTES TO THE CONSOLIDATED FINANCIAL STATEMENTS

For the year ended 31 December 2023

36. SEGMENTAL INFORMATION *(continued)*

Geographical Information

Detailed below is information about the Group's turnover from external customers and information about its non-current assets (excluding trade receivables with extended credit terms), analysed by their geographical location: Group's operations are located in HK and the PRC.

	Turnover from external customers For the year ended 31 December		Non-current assets As at 31 December	
	2023	2022	2023	2022
	HK\$'000	HK\$'000	HK\$'000	HK\$'000
Asia:				
HK	5,457	9,483	1,129	1,512
The PRC (excluding HK)	244,879	229,396	528,731	445,541
Other Asian countries and areas	483	2,618	–	–
Europe:				
Hungary	1,272	4,894	–	–
Turkiye (formerly known as Turkey)	9,042	10,863	–	–
Germany	714	1,598	–	–
Other European countries	287	1,327	–	–
	262,134	260,179	529,860	447,053

Information About Major Customers

No customer of the Group has individually contributed 10% or more of the Group during the year ended 31 December 2023 and 2022 and no major customer is presented accordingly.

NOTES TO THE CONSOLIDATED FINANCIAL STATEMENTS

For the year ended 31 December 2023

37. SUMMARISED FINANCIAL INFORMATION OF THE COMPANY

	2023 HK\$'000	2022 HK\$'000
ASSETS		
Investments in subsidiaries	85,878	85,878
Deposits	282	282
Bank balances and cash	412	321
	86,572	86,481
LIABILITIES		
Amounts due to subsidiaries	46,439	37,637
Other payables	2,268	1,849
Convertible bonds	9,820	–
Deferred taxation	900	–
Lease liabilities	1,398	2,171
	50,105	41,657
Net assets	36,467	44,824
CAPITAL AND RESERVES		
Share capital	669	334,708
Reserves (note)	35,798	(289,884)
	36,467	44,824

The financial statements were approved and authorised for issue by the Board of Directors on 28 March 2024 and are signed on its behalf by:

Lai Yubin
Non-Executive Director

Zeng Yongguang
Executive Director

NOTES TO THE CONSOLIDATED FINANCIAL STATEMENTS

For the year ended 31 December 2023

37. SUMMARISED FINANCIAL INFORMATION OF THE COMPANY *(continued)*

Note: Reserves of the Company:

	Share premium	Capital redemption	Convertible bonds reserve	Share option reserve	Capital contribution reserve	Contributed surplus	Accumulated losses	Total reserve
1 January 2022	567,711	470	-	11,313	1,893	145,058	(1,003,509)	(277,064)
Loss and total comprehensive expense for the year	-	-	-	-	-	-	(12,820)	(12,820)
At 31 December 2022 and 1 January 2023	567,711	470	-	11,313	1,893	145,058	(1,016,329)	(289,884)
Loss and total comprehensive expense for the year	-	-	-	-	-	-	(15,837)	(15,837)
Effect of capital reorganisation	(567,711)	-	-	-	-	-	901,750	334,039
Recognition of equity component of convertible bonds	-	-	7,620	-	-	-	-	7,620
Deferred taxability on recognition of equity component of convertible bonds	-	-	(1,302)	-	-	-	-	(1,302)
Equity-settled share-based payment	-	-	-	1,162	-	-	-	1,162
At 31 December 2023	-	470	6,318	12,475	1,893	145,058	(130,416)	35,798

The contribution surplus of the Company represents the difference between the underlying net assets of Tat Chun Printed Circuit Board Company Limited and Tat Chun PCB International Company Limited acquired by the Company under the group reorganisation and the nominal amount of the ordinary shares issued by the Company in exchange thereof.

NOTES TO THE CONSOLIDATED FINANCIAL STATEMENTS

For the year ended 31 December 2023

38. LITIGATION

- (a) Under Hong Kong High Court Action No. 1228/2016 (the “**Legal Action**”), Mr. Li Jian Chao (“**Mr. Li**”), ex-director and ex-officer of the Company, sought to claim from the Company an alleged outstanding special bonus payment in the amount of HK\$1,640,000. The Company denied the alleged entitlement claimed by Mr. Li and counterclaimed (the “**Counterclaim**”) against Mr. Li for HK\$5,240,000 being wrongful receipts by Mr. Li on the ground of the Company’s view that the purported resolutions regarding alleged bonus payment were invalid, and/or damages for breach of fiduciary duties by Mr. Li. Further details relating to the Legal Action and Counterclaim are more particularly set out in the Company’s announcements dated 13 May and 14 July 2016. The trial was heard by the Court in October 2021, and the judgment dated 3 August 2022 was handed down. The Court ordered that Mr. Li’s action be dismissed, the resolutions be declared invalid on the Company’s counterclaim, and Mr. Li shall pay back to the Company HK\$5,240,000 plus interest and costs on the claim and counterclaim. The Company has instructed its legal adviser to enforce the judgment, but was advised that the chance of successful recovery is remote.
- (b) During the Year, the Company’s operating subsidiaries in the PRC were involved in various litigations as defendants due to disputes in ordinary businesses with suppliers, contractors and ex-employees, including claims which were already settled during or subsequent to the Year except that claims in the aggregate amount of RMB38.5 million were either still undergoing legal processes or agreed to be extended but remained unpaid, for which full recognition of trade, construction and other payables were already made by way of prudent measure. Certain outstanding claims as at 31 December 2023 were accompanied by asset-preservation orders imposed on bank accounts of our PRC subsidiaries for the total amounts of approximately HK\$5,076,000 (RMB4,568,000), as at 31 December 2023. The Group has instructed its PRC legal advisers to uphold its rights in any outstanding litigations.

NOTES TO THE CONSOLIDATED FINANCIAL STATEMENTS

For the year ended 31 December 2023

39. PRINCIPAL SUBSIDIARIES OF THE COMPANY

Particulars of the Company's principal subsidiaries are set out below:

Name of subsidiary	Place of Incorporation/operation	Issued and fully paid share capital/registered capital	Proportion of Nominal value of issued share capital/paid up capital held by the Company				Principal activities
			Directly		Indirectly		
			2023	2022	2023	2022	
Tat Chun PCB International Company Limited 達進電路版國際有限公司	HK	Ordinary shares HK\$10,000	100%	100%	–	–	Investment holding
Tat Chun Printed Circuit Board Company Limited 達進電路版有限公司	HK	Ordinary shares HK\$600,000	100%	100%	–	–	Trading of printed circuit boards
TC Hong Kong Electric Company Limited 達進香港電子有限公司	HK	Ordinary shares HK\$1	100%	100%	–	–	Trading of printed circuit boards
Zhongshan Tat Chun Printed Circuit Board Company Limited 中山市達進電子有限公司	The PRC (note i)	Registered capital HK\$236,500,000	–	–	100%	100%	Manufacturing and trading of printed circuit boards
Guangdong Tat Chun 廣東達進電子科技有限公司	The PRC (notes ii & iii)	Registered capital HK\$417,676,502 Paid up capital HK\$265,008,609	55.5%	55.5%	44.5%	44.5%	Manufacturing and trading of printed circuit boards
達進東方照明(深圳)有限公司 ("TC Orient (SZ)")	The PRC (note ii)	Registered capital HK\$113,827,000	–	–	70%	70%	Manufacturing and trading of LED lighting
達進東方能源管理(啟東)有限公司	The PRC (note i)	Registered capital HK\$62,121,300	–	–	100%	100%	Trading of LED lighting
吳川榮森貿易有限公司 ("RS")	The PRC	Registered capital HK\$595,000 Paid up capital HK\$303,450	–	–	51%	51%	Trading of tower and electric cable

NOTES TO THE CONSOLIDATED FINANCIAL STATEMENTS

For the year ended 31 December 2023

39. PRINCIPAL SUBSIDIARIES OF THE COMPANY *(continued)*

Notes:

- (i) The companies are wholly foreign-owned enterprises established in the PRC.
- (ii) The companies are sino-foreign equity joint ventures.
- (iii) As at 31 December 2023, the Group had capital commitment in respect of capital not yet injected into a PRC subsidiary amounted to HK\$146,474,761 (2022: HK\$146,474,761).

None of the subsidiaries had any debt securities outstanding at the end of the year, or at any time during the year.

The above table includes the subsidiaries of the Company which, in the opinion of the directors, principally affected the results or assets and liabilities of the Group. To give details of other subsidiaries would, in the opinion of the directors, result in particulars of excessive length.

Details of Non-Wholly Owned Subsidiaries that have Material Non-Controlling Interests

Details of TC Orient (SZ) and RS, non-wholly owned subsidiary with material non-controlling interests, and other individually immaterial subsidiaries with non-controlling interests are set out below.

	2023 HK\$'000	2022 HK\$'000
Loss allocated to non-controlling interest of TC Orient (SZ) (note a)	1,816	2,003
Loss allocated to non-controlling interest of RS (note b)	515	642
Individually immaterial subsidiaries	20	17
	2,351	2,662
Accumulated non-controlling interests TC Orient (SZ) (note a)	(11,345)	(10,300)
Accumulated non-controlling interests of RS (note b)	(32,025)	(31,707)
Individually immaterial subsidiaries	(18,958)	(18,930)
	(62,328)	(60,937)

Summarised financial information in respect to TC Orient (SZ) and RS are set out below. The summarised financial information below represents the amounts before intra-group eliminations.

NOTES TO THE CONSOLIDATED FINANCIAL STATEMENTS

For the year ended 31 December 2023

39. PRINCIPAL SUBSIDIARIES OF THE COMPANY *(continued)*

(a) TC Orient (SZ)

	2023 HK\$'000	2022 HK\$'000
Current assets	240,167	251,018
Non-current assets	71,564	71,564
Current liabilities	335,838	343,206
Total equity	(24,107)	(20,624)
Revenue	–	7,012
Expenses	(6,053)	(13,689)
Loss for the year	(6,053)	(6,677)
Other comprehensive income for the year	2,570	1,080
Total comprehensive loss for the year	(3,483)	(5,597)
Net cash outflow from operating activities	(738)	(238)
Net cash inflow from investing activities	–	–
Net cash outflow from financing activities	–	–
Net cash outflow	(738)	(238)

NOTES TO THE CONSOLIDATED FINANCIAL STATEMENTS

For the year ended 31 December 2023

39. PRINCIPAL SUBSIDIARIES OF THE COMPANY *(continued)*

(b) RS

	2023 HK\$'000	2022 HK\$'000
Current assets	1,020	1,632
Non-current assets	–	–
Current liabilities	(65,587)	(65,550)
Total equity	(64,567)	(63,918)
Revenue	–	–
Expenses	(1,051)	(1,310)
Loss for the year	(1,051)	(1,310)
Other comprehensive income/(loss) for the year	402	218
Total comprehensive loss for the year	(649)	(1,092)
Net cash outflow from operating activities	(101)	(117)
Net cash inflow from investing activities	–	–
Net cash inflow from financing activities	–	–
Net cash outflow	(101)	(117)

40. EVENT AFTER THE REPORTING PERIOD

On 22 February 2024, 133,883,000 Subscriptions Shares were allotted and issued to the subscribers at the subscription price of HK\$0.10 per subscription share. The gross and net proceeds from the subscriptions amounted to approximately HK\$13.4 million and HK\$13.2 million, respectively. The Company intends to use such net proceeds as to approximately HK\$11.2 million for the repayment of the Group's debts and liabilities when they fall due, and as to the remaining HK\$2 million for the Group's working capital. For details of the subscription, please referred to the Company's announcement dated 22 February 2024.

FINANCIAL SUMMARY

For the year ended 31 December 2023

RESULTS

	Year ended 31 December				
	2019	2020	2021	2022	2023
	HK\$'000	HK\$'000	HK\$'000	HK\$'000	HK\$'000
Turnover	274,477	237,572	375,375	260,179	262,134
Loss for the year	(120,572)	(75,476)	(6,649)	(43,715)	(33,394)

ASSETS AND LIABILITIES

	As at 31 December				
	2019	2020	2021	2022	2023
	HK\$'000	HK\$'000	HK\$'000	HK\$'000	HK\$'000
Total assets	520,308	525,540	551,918	724,176	700,095
Total liabilities	(462,798)	(525,089)	(551,426)	(705,382)	(697,102)
Total equity	57,510	451	492	18,794	2,993
Equity attributable to owners of the Company	114,146	56,970	59,841	79,731	65,321
Non-controlling interests	(56,636)	(56,519)	(59,349)	(60,937)	(62,328)
	57,510	451	492	18,794	2,993